



2016 WOFFORD COLLEGE FOOTBALL GAME NOTES



GAME INFORMATION

Game Ten Wofford at Chattanooga
When Saturday, November 12, 2016
 Kickoff - 2:00 pm
Site Finley Stadium (20,668)
 FieldTurf
Series Tied 11-11
Last Meeting Chattanooga 20-17 (10/24/15)

MEDIA INFORMATION

Radio Wofford/IMG Digital Network
 Mark Hauser (play-by-play)
 Thom Henson (color)
 Van Hipp (sideline)
Audio TuneIn Radio app
 www.woffordterriers.com/radio
TV SoCon Digital Network
Twitter @WoffordTerriers
 @Wofford_FB
 #WOFvsUTC



GAME WEEK MEDIA

Coach Ayers Lunch: Media members are invited to the weekly Mike Ayers Luncheon held on Mondays at 11:30 a.m. in the Ginkgo Room of the Burwell Building on campus. Wofford players will be present if class schedules permit. Please call in advance if you plan on attending.

Interviews: All interviews with Wofford coaches and players must be arranged through the media relations office. Contact athletic media relations director Brent Williamson at (864) 597-4093 or by email at williamsondb@wofford.edu for interviews. The Wofford locker room and training room are closed to the media at all times. Phone numbers of student-athletes will not be released to the media.

Practices: All Wofford practices are open to the media. Please contact the athletic media relations office for an updated schedule. The Terriers typically practice on Sunday night and Tuesday, Wednesday and Thursday afternoons. All practices are held on the practice fields behind Gibbs Stadium.

Credentials: Credentials are required for all Wofford football games. For credentials and parking passes, please contact Brent Williamson by email at williamsondb@wofford.edu at least 48 hours prior to a game. Media parking is limited at Gibbs Stadium. Media Will-Call is located at the Cummings Street entrance.

WOFFORD (6-3, 4-2 SoCon) AT #7 CHATTANOOGA (8-1, 6-1 SoCon)

THE CHATTANOOGA GAME





The Terriers and Mocs will meet on Saturday in Chattanooga in the final road game of the season ... Last season Chattanooga won the meeting in Spartanburg by a 20-17 score to win their third straight in the series ... Wofford is 6-3 on the season (4-2 in SoCon) after a 34-27 win at Furman on Saturday ... Chattanooga is 8-1 overall and 6-1 in the SoCon, with the lone loss to The Citadel ... They were off this Saturday, but previously earned a 38-25 win over Western Carolina ... The Terriers are fifth in the nation in rushing offense, 121st in passing and 67th in total offense ... They are second in rushing defense, 44th in passing defense and fifth in total defense ... The Mocs are 23rd in rushing defense and second in total defense, along with being 59th in passing offense, 12th in rushing offense and 19th in total offense ... Wofford is receiving votes in the STATS FCS poll and the FCS Coaches Poll .. The Mocs are ranked seventh in both the FCS Coaches Poll and in the STATS FCS Poll.

TERRIER TOP TEN

Here are the top ten notes of interest heading into the Chattanooga game:

- The Terriers finished fourth in the nation in 2015 with 300.0 rushing yards per game and have 298.0 per game in 2016
- Mike Ayers has 193 wins at Wofford in his 29th season and 204 career wins in 32 seasons overall as a head coach
- Lorenzo Long enters the game with 3,015 career rushing yards to rank 7th in school history
- The offensive line was third in the country last season with only 0.73 sacks allowed per game. They have allowed three sacks in the 2016 season (0.33) to rank third.
- In the fourth quarter, Wofford is outscoring opponents 90 to 38, with 14 of the points scored by The Citadel
- The Terriers black shirts are second in the nation in rushing defense, 11th in scoring defense and fifth in total defense.
- In the SoCon Preseason Coaches Poll, Wofford was picked sixth. Four players were named Preseason All-SoCon.
- Nick Colvin earned CoSIDA Academic All-District honors this season
- The Wofford defense has allowed just one 100+ yard rusher in the last 32 games
- On defense, 11 players have sacks, 24 have a tackle for loss, five have interceptions and six have fumble recoveries

2016 SCHEDULE/RESULTS

	September 1	WOFFORD at Tennessee Tech	W, 21-7
		The Golden Eagles scored first, but Brad Butler scored the next three TDs	
	September 10	WOFFORD at #18 Ole Miss	L, 13-38
		Ole Miss scored on their first five possessions of the game	
	September 17	Johnson C. Smith at WOFFORD	W, 59-0
		After a slow start, Wofford scores 42 points in the second half, including 3 defensive TDs	
	September 24	East Tennessee State at WOFFORD	W, 31-0
		ETSU was held to just 76 yards of total offense ... Wofford had 350 rushing yards	
	October 1	WOFFORD at Samford	L, 26-28
		Terriers called for a season-high 11 penalties and missed a 2-pt PAT late in the game	
	October 8	WOFFORD at Western Carolina	W, 31-19
		Wofford used a 14-play, 8 minute TD drive in the fourth quarter to secure the road win	
	October 22	#5/6 The Citadel at WOFFORD	L, 21-24 (OT)
		The Terriers could not overcome four turnovers, including one in overtime	
	October 29	Mercer at WOFFORD	W, 31-21
		Wofford jumps to an early 24-7 lead with the help of a blocked punt recovered for a TD	
	November 5	WOFFORD at Furman	W, 34-27
		The Terriers score a TD in the final minute to win at Furman for the first time since 2007	
	November 12	WOFFORD at Chattanooga	2:00 pm
		The defending Southern Conference Champions have won three straight in the series	
	November 19	VMI at WOFFORD	1:30 pm
		Wofford took advantage of three VMI turnovers and ran for 405 yards in a 2015 road win	

THIS WEEK'S OPPONENT ...

CHATTANOOGA'S LAST GAME

The No. 8 Chattanooga Mocs ran to a 38-25 Southern Conference victory at Western Carolina. The Mocs amassed a season-high 323 yards of rushing with 515 in total offense. Richardre Bagley posted his second straight 100-yard day with a team-best 126 yards on 19 carries. Quarterback Tyler Roberson got in the act as well with 121 and a score.

The Mocs scored on their first four drives to build a 28-10 lead. It started with a 60-yard strike from Alejandro Bennifield to C.J. Board. Bagley's six and one-yard scoring runs sandwiched a 54-yard scamper from Roberson. Henrique Ribeiro hit a 32-yarder to send the squad into the half up 31-10.

The opening possession of the second half was the Mocs' last scoring drive with Bagley earning his third TD on an eight-yard pass from Bennifield. The Catamounts scored twice to keep the score close, including Detrez Newsome's 95-yard run with 40 seconds remaining.

SERIES NOTES

Series is tied 11-11

All games at Wofford: Wofford leads 7-3

All games at Chattanooga: Chattanooga leads 8-4

Games in Gibbs Stadium: Wofford leads 7-2

Games in Finley Stadium: Chattanooga leads 6-4

Mike Ayers vs. UTC: 13-8 (10-7 Wofford, 2-1 ETSU)

Russ Huesman vs. Wofford: 4-3

Last Wofford Win: 16-13 in 2012

Last Chattanooga Win: 20-17 in 2015

Last Wofford win at Chattanooga: 28-27 in 2011

Longest Wofford win streak: 3 (2002-04, 2006-08, 2010-12)

Longest Chattanooga win streak: 5 (1927-98)

Last 10 games: Wofford leads 6-4

Current Streak: Chattanooga has won three games

Largest Wofford win: 55 (55-0 in 2006)

Largest UTC win: 31 (38-7 in 1927)

Notes: The home team has won twelve of the last 16 games ... The Terriers will travel to Chattanooga for the third time in the last four years.

Date	Winner	WOF	Opp	Site
10/15/1927	Chattanooga	7	38	A
10/12/1968	Chattanooga	14	35	H
9/27/1969	Chattanooga	23	28	A
10/4/1997	Chattanooga	17	20	A
10/3/1998	Chattanooga	3	31	H
10/2/1999	Wofford	41	34	A
9/30/2000	Wofford	41	33	H
9/29/2001	Chattanooga	26	29	A
10/5/2002	Wofford (OT)	27	21	H
10/4/2003	Wofford	42	14	A
10/2/2004	Wofford	56	21	H
10/1/2005	Chattanooga	13	25	A
11/11/2006	Wofford	55	0	H
11/10/2007	Wofford	42	16	A
10/11/2008	Wofford	56	7	H
9/26/2009	Chattanooga	9	38	A
11/20/2010	Wofford	45	14	H
11/19/2011	Wofford	28	27	A
11/10/2012	Wofford (OT)	16	13	H
11/9/2013	Chattanooga	10	20	A
11/8/2014	Chattanooga	13	31	A
10/24/2015	Chattanooga	17	20	H

2016 CHATTANOOGA SCHEDULE

Sept. 2	at Michigan State	L, 13-28
Sept. 1	SHORTER	W, 66-0
Sept. 10	PRESBYTERIAN	W, 34-0
Sept. 17	at Furman *	W, 21-14
Sept. 24	SAMFORD *	W, 41-21
Oct. 1	at ETSU *	W, 37-7
Oct. 8	MERCER *	W, 52-31
Oct. 15	at The Citadel *	L, 14-22
Oct. 22	VMI *	W, 30-13
Oct. 29	at Western Carolina *	W, 38-25
Nov. 12	WOFFORD *	2:00 pm
Nov. 19	at Alabama	TBA

LAST MEETING

#5 CHATTANOOGA 20, WOFFORD 17

SPARTANBURG, S.C. – Wofford fell 20-17 to fifth-ranked Chattanooga at Gibbs Stadium. The Terriers tied the game with a touchdown and two-point conversion with 2:25 left in the contest, but the Mocs were able to win on a 38-yard field goal as time expired.

The Terriers are 3-5 on the season and 1-3 in Southern Conference play, while the Mocs are 6-1 and 4-0 in the league. Wofford was led by Lorenzo Long with 13 rushing yards, while Brad Butler had two rushing touchdowns and was 8-of-11 passing. Chattanooga was led by Derrick Craine with 90 rushing yards and a touchdown, with Jacob Huesman adding 58 yards and a touchdown along with 109 passing yards.

The Mocs had the ball first and drove 75 yards in nine plays, with Jacob Huesman scoring from 12 yards out. Chattanooga had a 7-0 lead at the 10:55 mark of the first quarter. After trading punts twice each, the Terriers got on the board with a 33-yard field goal by David Marvin to make it a 7-3 game with 10:19 left in the second quarter. On the next drive by Chattanooga, the Mocs gained two first downs before Jolo Tillery intercepted a pass by Jacob Huesman at the 12-yard line. After one first down, Lorenzo Long went 50-yards to the 4-yard line. On fourth-and-one, Brad Butler took it in for the touchdown. Wofford had a 9-7 lead with 2:54 left in the first half after the point after was wide right. The Mocs had a first down and then a sack by Tyler Vaughn and John Patterson on a third down forced a punt. Wofford took a knee and went to the locker room with a 9-7 lead.

The Terriers had the ball to begin the second half and had one first down before Brad Butler fumbled and it was recovered by Josh Freeman at the 41-yard line. The Mocs had one first down and then Brion Anderson had a one-handed interception in the endzone that he returned to the 16-yard line. On the first snap, the Terriers fumbled again and the Mocs recovered at the 12-yard line. Derrick Craine scored from two yards out to give Chattanooga a 14-9 lead with 9:46 left in the third.

Wofford had one first down on the ensuing drive before facing fourth-and-two. The run was stopped short and the Mocs took over at the 37-yard line. A 34-yard field goal made it a 17-9 lead for Chattanooga with 3:04 on the clock in the third quarter. The Terriers had one first down with Evan Jacks at quarterback before punting back to the Mocs.

Chattanooga went three-and-out and punted. The Terriers then were able to gain a pair of first downs before having to punt. The Mocs again were forced three-and-out and punted. Wofford took over at the 39-yard line with 9:40 left in the fourth quarter. The Terriers converted two fourth downs and Brad Butler scored from 7 yards with 2:25 on the clock. The two point try was good when Butler ran it in to tie the game at 17-17. The Mocs had one first down before facing a fourth-and-two from the 47-yard line. Derrick Craine ran for 16 yards on the play and another first down moved the ball to the 21-yard line. Henrique Ribeiro hit a 38-yard field goal as time expired to give Chattanooga the 20-17 victory.

CHATTANOOGA	7	0	10	3	20
WOFFORD	0	9	0	8	17

1st Quarter

UTC - Jacob Huesman 12 yd run (H. Ribeiro kick), 10:55

2nd Quarter

WOF - David Marvin 33 yd field goal, 10:19

WOF - Brad Butler 1 yd run (David Marvin kick failed), 2:54

3rd Quarter

UTC - Derrick Craine 3 yd run (H. Ribeiro kick), 9:46

UTC - H. Ribeiro 34 yd field goal, 3:04

4th Quarter

WOF - Brad Butler 6 yd run (Brad Butler rush), 2:25

UTC - H. Ribeiro 38 yd field goal, 0:00

STAT COMPARISON

WOFFORD FOOTBALL



Avg.	Category		NCAA Rank	SoCon Rank	Avg.
	SoCon Rank	NCAA Rank			
298.0	2	5	12	3	228.8
74.3	8	121	56	9	215.7
372.3	7	67	19	2	444.4
29.7	4	35	13	2	37.0
67.2	1	2	23	2	123.6
205.7	5	44	1	1	144.2
272.9	2	5	2	1	267.8
18.2	2	11	2	1	14.8
44.32	1	1	16	3	38.45
5.86	7	87	44	2	9.74
17.67	9	194	62	6	19.88
+0.7	2	28	42	6	+0.33
2.33	3	34	10	1	2.89
0.33	2	3	9	3	0.78
34:44	1	2	17	3	32:31

	UTC	WOF
FIRST DOWNS	16	19
RUSHES-YARDS (NET)	32-156	60-255
PASSING YDS (NET)	109	63
Passes Att-Comp-Int	23-15-2	12-8-0
TOTAL OFFENSE PLAYS-YARDS	55-265	72-318
Fumble Returns-Yards	0-0	0-0
Punt Returns-Yards	1-5	1-0
Kickoff Returns-Yards	1-12	4-99
Interception Returns-Yards	0-0	2-13
Punts (Number-Avg)	5-41.4	4-39.8
Fumbles-Lost	0-0	4-2
Penalties-Yards	3-37	4-52
Possession Time	24:21	35:39
Third-Down Conversions	2 of 10	6 of 15
Fourth-Down Conversions	1 of 1	3 of 4
Red-Zone Scores-Chances	3-4	3-3
Sacks By: Number-Yards	0-0	1-7

RUSHING: Chattanooga- Craine 14-90 (1 TD); Huesman 15-58 (1 TD); Bagley 3-8. Wofford - Long 24-143; Smith 3-29; Nelson 10-28; Windham 5-26; Butler 10-20 (2 TD); Jacks 4-6; Colvin 3-4; TEAM 1-minus1.

PASSING: Chattanooga- Huesman 15-23-2-109. Wofford- Butler 8-11-0-63; Jacks 0-1-0-0.

RECEIVING: Chattanooga-Board 6-41; Borishade 3-22; Stovall 2-12; Craine 1-13; Morton 1-11; Stewart 1-6; Bagley 1-4. Wofford - Nelson 3-12; Taylor 2-22; Muller 1-20; Christian 1-6; Nelson 1-3.

Attendance: 8713

ABOUT WOFFORD

The Terriers return a total of eight starters on offense and nine starters on defense, along with three specialists ... Quarterback Brandon Goodson is 27-53 passing for 440 yards and he also has 226 rushing yards ... Lorenzo Long leads the team with 960 rushing yards on 186 carries and he has 12 touchdowns to lead the team with 72 points ... Tight end Chandler Gouger is the leading receiver with 12 catches for 189 yards and two touchdowns ... Freshman Datavious Wilson is the leading tackler with 58, along with 3.5 tackles for loss ... Tyler Vaughn leads the team with 10.5 tackles for loss and six sacks ... David Marvin is 12-of-16 on field goals and 30-30 on PATs with 66 total points.

INJURY UPDATE

Players that missed the Furman game included QB Evan Jacks (knee/season), QB Brad Butler (knee/season), LB Michael Roach (heart/season), LB John Patterson (neck/season), OL Nick Taylor (shoulder/season), CB Devin Watson, QB David Howerton, S Malik Rivera (mono), LB Daryl Vining and DL Campbell Jackson. Players that left the game due to injury included OL Dequan Miller and LB Colton Clemons.

MICHAEL ROACH UPDATE

A junior from Kenosha, Wisconsin, Michael Roach started the Tennessee Tech game at outside linebacker. He collapsed in the team bench area during the third quarter of the contest. He was attended to by the athletic training staff, team physicians and EMS. He was transported to Cookeville Regional Medical Center where he was alert and responsive. He stayed at CRMC on Thursday and Friday nights. On Saturday, he was released from Cookeville Regional Medical Center and returned to campus. He was diagnosed with hypertrophic cardiomyopathy and had a procedure to place an implantable cardioverter defibrillator on Friday. He will miss the remainder of the season.

DAVID HOWERTON

David Howerton will miss at least the next two weeks of the season after donating bone marrow. The Wofford football team partnered with the "Get in the Game, Save a Life" initiative, which is part of Be The Match, operated by the National Marrow Donor Program, to hold an event on campus in April of 2016 to have individuals register their bone marrow. Howerton received a phone call in August that he was a possible match for a patient. He underwent further testing, and doctors discovered that he was a match. On Monday, November 1, he anonymously donated bone marrow to his match and was back to campus on Tuesday. Howerton, a senior from Asheville, North Carolina, has played in 16 career games for the Terriers, primarily on special teams. He saw action at quarterback against Johnson C. Smith earlier this season.

WOFFORD'S LAST GAME

Wofford scored a touchdown with less than a minute remaining to defeat Furman 34-27 on Saturday afternoon at Paladin Stadium. The Terriers had the lead at the half, but the Paladins scored 14 unanswered in the third quarter to take the lead. Touchdowns by Brandon Goodson and Lorenzo Long in the fourth quarter gave Wofford the win. The Terriers were led by Brandon Goodson with 121 rushing yards and two touchdowns, along with a 3-of-4 passing day for 66 yards and a touchdown. David Marvin made field goals from 54 and 57 yards in the game. Furman was led by Reese Hannon with 305 passing yards as he was 27-of-40 on the day with one interception. Both teams lost three fumbles in the contest. Wofford had 372 total yards, with 306 rushing. Furman had 370 total yards, 305 of which were rushing. Furman had a 19 to 14 advantage in first downs. Wofford was 5-of-14 on third downs and 3-of-4 on fourth downs. Furman was 9-of-15 on third down. Furman was called for six penalties, while Wofford was whistled four times. Furman had a 30:02 to 29:58 time of possession advantage.

WOFFORD VS. FURMAN GAME NOTES

The Terrier defense has not allowed a 100-yard rusher in a game this season. They allowed only 65 rushing yards by the Paladins ... The home team had won the last eight meetings. The last Wofford win at Furman was in 2007 ... The 64-yard touchdown run by Brandon Goodson was the longest run

of his career and his first career rushing touchdown. He had his first career 100-yard rushing game with 121 yards ... Chandler Gouger's 14-yard reception was his second career touchdown. He has a catch in seven straight games ... David Marvin added a 54-yard field goal in the second quarter, the second longest in school history. He tied his school record, and the Southern Conference record, with a 57-yard field goal as time expired in the first half. He has four of the five longest field goals in school history ... The Terriers have six wins on the season, topping the total from last year (5-6) with two games remaining ... Lorenzo Long had 72 rushing yards, ending a streak of six straight games with 100 or more. He now has 3,015 career rushing yards to rank 7th in school history. He reached 3,000 career yards on a two-yard run in the third quarter ... The interception by Jaleel Green was his third this season and sixth of his career. His field goal block in the first quarter was the first of his career and the first for a Terrier since September 15, 2012, vs. Western Carolina (23 yd attempt by Sigmon) ... Game captains were Will Gay, Anton Wahrby, Jaleel Green, and Miles Brown ... Attendance was 7,834 at Paladin Stadium.

SOCON DEFENSIVE PLAYER OF THE WEEK

The Southern Conference named safety Jaleel Green the Defensive Player of the Week on September 5. Green helped Wofford preserve a 21-7 victory at Tennessee Tech. With the Terriers holding a 14-point lead, Green intercepted Michael Birdsong at the Wofford 5-yard line with 4:48 left in the game, allowing the Terriers' offense to run out the clock and preserve the win. Green added five tackles in the win. A native of Jacksonville, Florida, this is the first player of the week of his career.

SOCON SPECIAL TEAMS PLAYER OF THE WEEK

The Southern Conference named David Marvin as the Special Teams Player of the Week on October 10. In a 31-19 win at Western Carolina, Marvin set a new school record with a career-long 57-yard field goal in the first quarter. The kick tied the league record for longest field goal in conference history and was the longest since 2000. He was 4-of-4 on PATs and punted three times for an average of 57.0 yards per punt. Marvin kicked off six times and recorded four touchbacks against the Catamounts.

SOCON SPECIAL TEAMS PLAYER OF THE WEEK II

The Southern Conference named David Marvin as the Special Teams Player of the Week on October 24. Against The Citadel, Marvin hit two-of-three field goals attempts, including a long of 41 yards. He kicked off four times, forcing two touchbacks and averaging 57.8 yards. He also punted five times with an average of 49.6 yards. He booted two punts over 50 yards, forced two fair catches and placed three kicks inside the Bulldogs' 20-yard line.

SOCON SPECIAL TEAMS PLAYER OF THE WEEK III

The Southern Conference named Wofford's David Howerton as the Special Teams Player of the Week on October 31. With the Terriers holding a 14-7 early in the third quarter, reserve quarterback David Howerton blocked a Tyler Zielenske punt and recovered it in the end zone for a Wofford touchdown to give the Terriers a 21-7 advantage. It was the first career touchdown for the senior from Asheville, North Carolina, who has contributed on special teams the last two seasons.

NATIONAL AND SOCON SPECIAL TEAMS PLAYER OF THE WEEK

David Marvin was tabbed as the SoCon Special Teams Player of the Week for games played on November 5. In addition, Marvin was named as the STATS FCS National Special Teams Player of the Week. Marvin booted a 54-yard field goal in the second quarter and then kicked a 57-yard field goal on the final play of the second quarter to give the Terriers a 20-13 halftime lead. His 57-yard effort tied the league record for longest made field goal. The senior averaged 43.8 yards on four punts and placed two inside the Furman 20-yard line. He averaged 59.5 yards on six kickoffs and forced two touchbacks.

PRESEASON SOUTHERN CONFERENCE POLL

In the 2016 Southern Conference Preseason Poll, the conference's nine head coaches picked Chatta-

BY THE NUMBERS

1

Terriers are first in the nation in net punting

5

Game this season on artificial turf - TTU, SAM, WCU, FUR, UTC

17

Straight Years Wofford has a player named Academic All-District

512

Wins in program history at Wofford College

986

APR for Wofford football – highest in the SoCon and 18th in the nation

nooga as the choice to win the league championship, while Wofford was picked to finish sixth. The Southern Conference Sports Media Association also selected Chattanooga first, with Wofford in sixth place. East Tennessee State joins the league for the 2016 season.

PRESEASON ALL-SOCON

The Terriers had four players recognized by the league's coaches on the 2016 Preseason All-SoCon team, with two on the first team and two on the second team. Leading the Terriers on the first team were offensive lineman Anton Wahrby and defensive lineman Miles Brown. Wahrby, a senior from Karlskrona, Sweden, started all eleven games in 2015 at right tackle. Brown, a sophomore from Washington, D.C., started all eleven games as a true freshman last season. Second team honorees include running back Lorenzo Long and offensive lineman Dequan Miller.

A FEW TURNOVERS

One common denominator over the past three seasons has been turnovers. After being +7 in turnovers during the 2012 SoCon Championship season, the Terriers have been in the negative. In 2013, Wofford was -5 (24 turnovers, 19 take-aways) and in 2014 the team was -1 (12 turnovers and 11 take-aways). Last season, Wofford was -2 in the turnover column with 19 turnovers (15 fumbles lost and 4 interceptions) to 17 take-aways. The only turnover-free games during the season were against Clemson, Gardner-Webb and VMI. So far in 2016, Wofford only has ten turnovers (nine fumbles and an interception) and has 15 take-aways (nine interceptions, six fumble recoveries) to be +5 (+0.67 pg) on the season.

REACHING 3,000 CAREER RUSHING YARDS

Lorenzo Long had 969 yards last season to bring his total to 2,055, becoming only the 16th player in school history to reach the 2,000 yard mark. He has added 960 yards this season for a total of 3,015 which is seventh in school history. He reached the 3,000 mark in the third quarter at Furman (11/5). In addition, he is currently 7th in career carries with 558 and third in career rushing touchdowns with 37. Long is also eighth in the nation in yards among active FCS players. Here are the top ten career rushers at Wofford:

Yards	Player	Years
5730	Eric Breitenstein	2008-12
5128	Shawn Graves	1989-92
3851	Kevious Johnson	2003-04, 06-07
3686	Ricky Satterfield	1972-75
3282	Ted Phelps	1965-68
3201	Clifford Boyd	1968-71
2015	Lorenzo Long	2013-present
2684	Jesse McCoy	1999-2002
2647	Donovan Johnson	2010-13
2574	Mitch Allen	2008-11

REACHING 1,000 CAREER RUSHING YARDS

Will Gay reached the 1,000 mark against Tennessee Tech in 2015 and was at 1,078 yards when an injury cut his season short. He began 2016 with a 116 yard game and now has 1,493 career yards.

2016 TERRIER HONORS

DL Miles Brown
SoCon Preseason First Team

RB Nick Colvin
CoSIDA Academic All-District

S Jaleel Green
SoCon Defensive Player of the Week (9/5)

QB David Howerton
SoCon Special Teams Player of the Week (10/31)

FB Lorenzo Long
SoCon Preseason Second Team
STATS Preseason All-American Third Team

K/P David Marvin
SoCon Special Teams Player of the Week (10/10)
SoCon Special Teams Player of the Week (10/24)
SoCon Student-Athlete of the Week (11/2)
SoCon Special Teams Player of the Week (11/7)
STATSFCS National Special Teams Player of the Week (11/7)

OL Dequan Miller
SoCon Preseason Second Team

OL Anton Wahrby
SoCon Preseason First Team
STATS Preseason All-American Second Team

FIRST CAREER STARTS

In the season opener at Tennessee Tech, LB Datavious Wilson, CB George Gbese, CB Devin Watson, DL Chris Boudreaux, and WR Jason Hill made first career starts. At Ole Miss, WR Cole Cleary made his first career start and WR Dorian Lindsey started against ETSU. LB Tyreik Lyles and DL Mikel Horton started against JCSU, LB Lincoln Stewart started against Mercer and CB Dimitri Redwood started at Furman. A total of eleven players have made first career starts in 2016. In 2015, Wofford had 13 players make their first starts during the season. In the 2014 season, a total of 21 players overall made first career starts.

VETERAN CAREER STARTS

The most veteran player on the team this year is senior offensive lineman Anton Wahrby with 38 career starts. He is followed by offensive lineman Dequan Miller (30), safety Jaleel Green (30), running back Will Gay (30), fullback Lorenzo Long (28), and center Bradley Way (22).

TRUE FRESHMEN ON THE FIELD

Seven true freshmen played in the 2016 season opener at Tennessee Tech. LB Datavious Wilson started at linebacker. Other true freshmen on the field included RB Ostin McPherson, RB Blake Morgan, LB Jireh Wilson, DL Mikel Horton, CB Dimitri Redwood, and WR Dorian Lindsey. Additional true freshmen playing this season are S Mason Alstatt, QB Joe Newman and DL Robbie Armstrong. Fifteen true freshman played during the 2015 season, a number already matched in 2016.

COSIDA ACADEMIC ALL-DISTRICT

Nick Colvin was named to the 2016 CoSIDA Academic All-District Football Team, selected by the College Sports Information Directors of America, which recognizes the nation's top student-athletes for their combined performances athletically and in the classroom. He has played in all eight games this season and has 16 carries for 50 yards, along with four catches for 49 yards. He is a biology major with a 3.78 grade point average and plans on attending dental school following graduation. It was the 17th straight season at least one Wofford football student-athlete has been named Academic All-District.

2016 RECRUITING CLASS

Wofford welcomed a total of 18 student-athletes in the 2016 recruiting class. The class includes nine players on defense and nine players on offense. The student-athletes are from eight different states, including five from South Carolina, three from Georgia, two from Ohio, two from Kentucky, and one each from Alabama, Florida, Tennessee, and Washington, D.C. On defense, the nine players include five defensive backs, three linebackers, and one lineman. On offense, the nine players include four running backs, three offensive linemen, one wide receiver and one quarterback.

THE RETURNERS

Wofford welcomes back 20 starters. On offense, the eight players include offensive linemen Anton Wahrby, Ross Demmel, Jared Jacon-Duffy, Bradley Way and DeQuan Miller, backs Will Gay and Lorenzo Long, and quarterback Evan Jacks. On defense, the nine returners are defensive linemen Miles Brown, Boston Bryant and Steven Cornellier, safeties Jaleel Green and Nick Ward, cornerback Chris Armfield, plus linebackers Michael Roach, John Patterson and Daryl Vining. In addition, kicker David Marvin, punter Brian Sanders and long snapper Ross Hammond return. An additional 12 players who started at least one game also return.

DEEP THOUGHTS...

Of the 42 scoring drive this season, 15 were for 10 or more plays, while 17 covered 70 yards or more ... The Wofford red zone offense is 30-of-36 overall with 24 touchdowns and six field goals for a 83% success rate which is 44th in the nation ... Wofford is 17-of-25 on fourth downs, while opponents are 4-of-10 so far ... The Terriers are 15th in the nation in fourth down percentage and are 5th in fourth down attempts ... Lorenzo Long leads the team with 60 rushes for a first down or a touchdown, with 19 of those coming on third down ... Will Gay has 48 carries and picked up 20 first downs, with six of those on third down ... Lorenzo Long leads the team with eight plays of 20 or more yards ... Seventeen different players have plays of 20 or more yards ... Of the 49 receptions, 28 have been for a touchdown or first down ... The Terriers have an average start of the 33.1 yard line, while opponents have a 27.8 yard line average start ... The Terriers are outscoring opponents in all four quarters; however in the second half Wofford has a 148 to 80 advantage in scoring.

NOT TO JINX IT, BUT...

A few players have streaks heading into the Chattanooga game ... David Marvin has made his last 38 straight extra points, dating to the Samford game last season ... Tyler Vaughn has at least a share of a tackle for loss in seven straight games ... Chandler Gouger has a reception in seven straight games.

PLAYER INTEREST NOTES

S Devin Watson is cousins with Clemson QB Deshaun Watson, however they were never on the field at the same time in Clemson game last season ... CB George Gbese (Ghana) and OL Anton Wahrby (Sweden) are the lone foreign born players on the roster ... RB Hunter Windham is among the walk-ons who earned a scholarship ... S Michael Sarafianos filled in at kicker as a freshman when David Marvin missed several games due to injury ... LS Ross Hammond's father is serving as South Carolina Secretary of State ... DL Miles Brown went to high school at Sidwell Friends, where he was classmates with President Obama's daughters ... K David Marvin is serving as the Co-President of the Student-Athlete Advisory Committee (SAAC) this year ... QB Brandon Goodson spent the summer as an intern at the Aspen Institute in Colorado ... Over 80 players spent time this season on campus and in addition to taking classes, took part in a variety of internships and jobs. Jobs included working at a local moving company, Waffle House, and on the campus grounds crew ... Four players recently took exams for post-graduate studies and all four scored above the 90th percentile: QB Brad Butler (MCAT), PK David Marvin (MCAT), RB Nick Colvin (DAT), RB Hunter Windham (LSAT).

WOFFORD 100 YARD RUSHERS

Wofford had a 100+ yard rusher in nine of the eleven games in 2014. Through the eleven games in 2015, Wofford had seven 100-yard rushers. Wofford began 2016 with a 100-yard game from Will Gay against Tennessee Tech and added 100-yard games from Lorenzo Long against JCSU, ETSU, at Samford, at Western Carolina, against The Citadel and against Mercer. Brandon Goodson had his first 100-yard game at Furman to give Wofford a 100-yard rusher in eight of the nine games.

OPPONENT 100 YARD RUSHERS

The Wofford rushing defense ended the 2014 season ranked ninth in the nation in rushing defense, allowing only 1,182 total yards on 392 carries for an average of 107.5 yards per game. A big part of that defense was not allowing an opponent to have a 100+ yard rusher. The Terriers went 17 games without allowing a 100+ rusher (last 2 games in 2013, 11 games in 2014, first four games in 2015) before allowing Tee Mitchell to go for 110 yards at Mercer on October 3. The previous 100+ rusher was Jacob Huesman of Chattanooga on November 9, 2013 with 116 yards on 18 carries. Wofford has since gone 15 games straight without a 100-yard rusher.

UNDER 100 YARDS RUSHING

Wofford also held opponents to under 100 total rushing yards three times last year - Gardner-Webb (91), Western Carolina (89) and VMI (46). In seven of the nine games this season, the Terriers have held opponents to under 75 rushing yards. Wofford started 2016 by holding Tennessee Tech to 41 rushing yards and then Ole Miss ran for 174 yards. JCSU gained only 18 total yards and ETSU was at -7 for the game, while Samford ran for only 30 yards and Western Carolina had 46. The nation's top rushing team, The Citadel, was held to 190 rushing yards (down from the 381 average) and did not allow a 100-yard rusher. Mercer was held to 48 rushing yards and Furman had 65.

TERRIERS ON TURF

Wofford played on artificial turf three times in 2012 with a 1-2 record. In the 2013 season, Wofford

played four games on turf and were 1-3. In 2014, the Terriers were 1-4 with a win at Samford. In 2015, Wofford played only two games on artificial turf - a loss at Idaho and a win at Mercer to go 1-1. The Terriers play on artificial turf five times this season at Tennessee Tech, at Samford, at Western Carolina, at Furman and at Chattanooga and are 3-1 so far.

MAKING THE LONG KICKS

David Marvin kicked a 51-yard field goal in his first career game at Georgia Tech in 2014 and set a school record (and tied the SoCon mark) with a 57-yard field goal at Western Carolina on October 8, which he tied at Furman on November 5. He has recorded seven of the twelve longest field goals in school history. Here are the top 12:

57	David Marvin at Western Carolina	2016
57	David Marvin at Furman	2016
54	David Marvin at Furman	2016
53	Kasey Redfern at Samford	2012
51	David Marvin at Georgia Tech	2014
50	David Marvin at Ole Miss	2016
50	David Marvin vs. Gardner-Webb	2015
50	Don Hariston vs. Davidson	1982
49	Darren Brown vs. Furman	2000
48	Matt Martin vs. Western Carolina	1997
48	Christian Reed vs. Union	2010
48	David Marvin at Samford	2016

Longest Field Goals in Southern Conference History

57	Kirk Roach (WCU) vs. North Carolina A&T, Oct. 17, 1987
57	Kirk Roach (WCU) vs. Appalachian State, Nov. 21, 1987
57	Chris Chambers (GSU) vs. Oregon State, Sept. 18, 1999
57	Mark Wright (APP) vs. Troy State, Sept. 9, 2000
57	David Marvin (WOF) at Western Carolina, Oct. 8, 2016
57	David Marvin (WOF) at Furman, Nov. 5, 2016

A LITTLE MORE PASSING

In 2012, Wofford ran 854 total plays. Of those plays, 766 were rushing and 88 were pass attempts (89.7% rush offense). In the 2013 season, the Terriers ran 784 plays, 647 of which were runs and 137 pass attempts. The rush offense was down to 82.5%, or conversely the passing offense was up seven percent. In 2014, of the 688 total plays, 575 were runs and 113 were passes for a 83.6% rush offense. During the 2015 season, Wofford had 106 passes and 633 rushes for a 85.6% rushing offense. This season the Terriers have 525 rushing attempts and 82 passes for a 86.5% run offense.

LESS PASSING, MORE WINS

Since the start of the 2010 season, the Terriers have been most successful when they throw the ball ten times or less in a game. With ten or fewer attempts, Wofford is 35-17 overall. With eleven

HEAD COACH MIKE AYERS • 29TH SEASON

Wofford head coach Mike Ayers (Georgetown, Ky. '74), the winningest coach in school history, is in his 29th season at the Terrier helm with a record of 187-132-1. Ayers has spent 31 years as a collegiate head coach and has a record of 198-153-2 that includes a three-year stint as the head coach at East Tennessee State from 1985-87. Ayers earned Southern Conference Coach of the Year honors from the league coaches in 2000, 2003 and 2007 and by the media in 2000, '02, '03 and '10. Ayers was the 2003 recipient of the Eddie Robinson Award as Division I-AA's National Coach of the Year and also earned the 2002 Division I-AA National Coach of the Year award from the *College Sporting News* in addition to being the runner-up for the Robinson Award. Ayers is the longest tenured coach in the Southern Conference at 29 years, with Russ Huesman at Chattanooga next at seven seasons.

WINNINGEST ACTIVE FCS COACHES

Head coach Mike Ayers has 198 wins (187 Wofford, 11 ETSU) which ranks fourth in the FCS among active coaches entering the 2016 season.

Coach, School	Years	Won	Lost	Tied	Pct.
1. Andy Talley, Villanova	36	248	151	2	.621
2. Al Bagnoli, Columbia	34	241	102	0	.702
3. Jimmie Laycock, William & Mary	36	238	174	2	.577
4. Mike Ayers, Wofford	31	198	153	2	.564
5. K.C. Keeler, Sam Houston St.	22	196	82	1	.705
6. Tim Murphy, Harvard	29	188	108	1	.635
7. Rick Comegy, Mississippi Val.	24	166	105	0	.612
8. Tim Walsh, Cal Poly	25	160	119	0	.573
9. Sean McDonnell, New Hampshire	17	133	78	0	.630
10. Kevin Callahan, Monmouth	23	131	108	0	.548

DEAN OF SOUTH CAROLINA COACHES

Head coach Mike Ayers, entering his 29th season at Wofford, is the longest-serving coach at the Division I level in South Carolina. With 187 wins at Wofford, he is also the winningest coach among the coaches at their current schools. Here are the numbers entering the 2016 season:

Coach, School	Years	Wins
Mike Ayers, Wofford	28	187
Buddy Pough, SC State	14	112
Dabo Sweeny, Clemson	8	71
Joe Moglia, Coastal Carolina	4	40
Jamey Chadwell, Charleston Southern	3	29
Bruce Fowler, Furman	5	24
Harold Nichols, Presbyterian	7	19
Brent Thompson, The Citadel	-	-
Will Muschamp South Carolina	-	-

or more passes per game, Wofford is 14-14 overall.

COACHING STABILITY AT THE TOP

With Mike Ayers entering 29th season on the sidelines at Wofford, some of his assistants have also put in a number of years. Offensive coordinator Wade Lang leads the way at 29 years on staff. Offensive line coach Eric Nash has 14 years of experience at Wofford. Overall, the assistant coaches have 78 years of combined service at Wofford. In addition, six of the ten assistant coaches are Wofford graduates.

WINNING SEASONS

With a 9-4 mark in 2012, Wofford had a winning record for the third straight season and the tenth time in the last eleven years in 2012. The Terriers were 5-6 in 2013, one game under the .500 mark, but rebounded with a 6-5 record in 2014. Wofford was 5-6 in 2015. Over the past twenty-seven seasons under Coach Ayers, Wofford has recorded 19 winning seasons.

TERRIERS AGAINST FBS TEAMS

The 2016 season marked the 19th time in the last 18 seasons the Terriers have played against a member of the FBS (NCAA Division I-A). Overall, Wofford is 1-18 in those games. In 2011, Wofford had a lead at Clemson in the third quarter. At South Carolina in 2012, the game was tied at 7-7 at the start of the fourth quarter. Wofford was down five points to Georgia Tech in 2014 with ten minutes to go in the game. In 2016, Wofford lost to Ole Miss, while South Carolina (2017) and Wyoming (2018) are also on future schedules.

DEFENSE BY COMMITTEE

The Terrier defense is a true team with contributions from numerous players. Overall, 21 players have recorded ten or more tackles. 24 players have at least a share of a tackle for loss, while eleven have recorded sacks. Five players have interceptions, six have fumble recoveries and five have forced fumbles.

GOING OVERTIME

The overtime game against The Citadel was only the eighth overtime game in school history. The Terriers lost the first two overtime games, then won the next two against Western Carolina and Georgia Southern. In 2012, a 24-17 double overtime loss at Samford was followed by a win over Chattanooga. After the win over Mercer in 2015 and a loss to The Citadel in 2016, Wofford is now 4-4 all-time in overtime games.

TERRIERS AT HOME

Wofford has won 61 of its last 79 games played in Gibbs Stadium, including going 5-0 in 2014 ... Since Gibbs Stadium opened on Oct. 5, 1996, Wofford has posted a record of 82-32 (.737) ... Under Mike Ayers, Wofford is 90-45 (.672) in home games ... The Terriers have won 48 of 73 home SoCon games at Gibbs Stadium.

THE 2016 TERRIERS GROUND ATTACK

Wofford finished last season ranked fourth in the nation in rushing at 300.2 yards per game. So far this season, Wofford is at 298.0 rushing yards per game to rank fifth in the nation.

ACADEMIC SUCCESS

Wofford's football program has ranked among the top 10 percent of FCS teams in the Academic Performance Review (APR) in eight of the last ten seasons to earn public recognition.

In 2010, 2012, 2013, 2014 and 2015, Wofford had the highest APR in the SoCon. The Terriers lead the SoCon with 146 Academic All-Southern Conference selections since the program started in 2003.

Among all NCAA Division I (FBS and FCS) football teams, Wofford's APR score of 986 is 18th in the nation. The Terriers are ahead of schools such as Richmond (985), Stanford (983), Princeton (983), Navy (982), Boston College (981), Harvard (979), Virginia (974), and Wake Forest (968).

Wofford has had at least one player named CoSIDA/Capital One First Team All-District in each of the last 17 seasons. This season Nick Colvin was named Academic All-District. In addition, safety James Zotto was named an Academic All-American in 2014.

2015 FCS FOOTBALL APR RECOGNITION

- Holy Cross
- Columbia
- Cornell
- Dartmouth
- Davidson
- Georgetown
- Lafayette
- Dayton
- New Hampshire
- Penn
- Villanova
- Wofford
- Yale

	TEAM	GAMES	CARRIES	YARDS	YPC	TDS	YPG
1.	The Citadel	9	603	3,366	5.58	29	374.0
2.	Cal Poly	9	549	3,334	6.07	29	370.4
3.	Kennesaw St.	9	495	3,012	6.08	38	334.7
4.	James Madison	9	463	2,780	6.00	37	308.9
5.	Wofford	9	525	2,682	5.11	27	298.0
6.	Charleston Southern	8	357	2,145	6.01	23	268.1
7.	Delaware	9	413	2,232	5.40	21	248.0
8.	Jacksonville St.	9	427	2,214	5.19	22	246.0
9.	Fordham	9	386	2,199	5.70	18	244.3
10.	Jacksonville	8	385	1,835	4.77	20	229.4

THE 2016 TERRIERS DEFENSE

Last season Wofford was third in the Southern Conference in total defense (first rushing defense, seventh passing defense) and allowing 380.5 yards per game. So far this season, the defense is first in the SoCon in total defense, first in rushing defense and fifth in passing defense and are allowing only 272.9 yards per game which is fifth in the nation.

	TEAM	GAMES	PLAYS	YARDS	YDS/P	YDS/G
1.	Jacksonville St.	9	566	2,283	4.03	253.7
2.	Chattanooga	9	560	2,410	4.30	267.8
3.	Villanova	9	556	2,412	4.34	268.0
4.	San Diego	8	502	2,157	4.30	269.6
5.	Wofford	9	533	2,456	4.61	272.9
6.	Stony Brook	9	588	2,500	4.25	277.8
7.	Central Ark.	9	609	2,536	4.16	281.8
8.	Youngstown St.	9	528	2,537	4.80	281.9
9.	Saint Francis (PA)	9	591	2,564	4.34	284.9
10.	Campbell	8	532	2,337	4.39	292.1

RUSHING

Wofford has finished among the top seven schools in the nation in rushing in each of the past 18 years. The Terriers' wingbone offense puts a premium on ball control and keeping the opponent's offense on the boundary. Eight times the Terriers have been second in the nation in rushing yards per game, while in 2010 and 2011 they finished first.

NATIONAL FINISH IN RUSHING

Year	Finish	Yds/Gm
1997	3	292.2
1998	6	255.8
1999	2	351.5
2000	4	281.6
2001	7	264.1
2002	2	342.2
2003	7	258.3
2004	2	305.1
2005	4	283.4
2006	2	263.5
2007	2	319.3
2008	2	339.7
2009	2	270.2
2010	1	297.7
2011	1	364.6
2012	2	349.7
2013	5	269.9
2014	3	296.7
2015	4	300.0

WOFFORD VS. NON-CONFERENCE

OPPONENTS

Since 2000, Wofford is 22-3 in non-conference regular season FCS games ... Wofford's loss to Coastal Carolina in 2006 snapped a streak of 10 straight regular season non-conference wins against FCS opponents ... The Terriers had not lost a non-conference regular season game to a FCS opponent since dropping the 2000 season opener to Lehigh 34-14 ... The loss to Gardner-Webb in 2013 ended a nine-game streak and Wofford lost again to Gardner-Webb in 2014.

PREVENTING THE SACK

The offensive line is a veteran group this season, with two seniors, a junior and a pair of sophomores in the starting five. Last year they gave up only eight sacks all season which ranked third in the nation (0.73 per game). So far in 2016 they did not allow a sack against Tennessee Tech, Ole Miss, Western Carolina, The Citadel, Mercer or Furman and had just one each against Johnson C. Smith, ETSU and Samford.

	TEAM	GAMES	W-L	OPP SACKS	YDS	AVG
1.	The Citadel	9	9-0	0	0	0.00
2.	San Diego	8	7-1	1	10	0.13
3.	Wofford	9	6-3	3	23	0.33
4.	Northern Ariz.	9	5-4	4	19	0.44
5.	Kennesaw St.	9	7-2	5	29	0.56

BRENTON BERSIN

Wide receiver Brenton Bersin signed as an undrafted free agent with the Carolina Panthers in April of 2012. He spent the 2013 season on the Panthers practice squad. He re-signed with the

Panthers again in 2014 and made the 53-man roster and had his first NFL catch against Detroit on September 14. He caught his first touchdown on October 19 at Green Bay and made his first start on October 26 against Seattle. Bersin's 1-yard touchdown reception at Green Bay was the first touchdown catch by a player from Wofford since Jerry Richardson had a touchdown as a member of the Baltimore Colts at Dallas (10/30/60). In 2015, Bersin had a career-high four catches against Tampa Bay (10/4). He remained on the roster for the remainder of the season as the Panthers won the NFC Championship and played in Super Bowl 50.

MR. RICHARDSON

Jerry Richardson came to Wofford in the mid-1950s as an unheralded pass receiver from Fayetteville, N.C. By the time he left to begin his pro career with the Baltimore Colts, the passing combination of Charlie Bradshaw to Jerry Richardson had received nationwide fame. Richardson was an Associated Press Little All-America selection in 1957 and '58. He still holds Wofford's single-game record with 241 receiving yards vs. Newberry in 1956 and is the record holder for touchdown receptions in a season (9 in 1958) and in a career (21). Drafted by the defending world champion Colts, Richardson played two seasons in the NFL, earning Colt Rookie of the Year honors in 1959 and finishing third in the balloting for top NFL rookie. As a senior at Wofford, he scored 72 points on nine touchdowns, 12 extra points and two field goals. Richardson calls his greatest honor being elected team captain in 1958. In 1983, he was chosen to Wofford's All-Time Football team as a receiver. He is currently the owner of the Carolina Panthers. Last year, Wofford announced the construction of two new facilities on campus donated by Richardson. Due to be completed in Spring 2017, the Rosalind S. Richardson Center for the Arts will become home to academic programs in theatre arts, visual arts and art history. Expected to open in Fall 2017, the Jerry Richardson Indoor Stadium will be a 123,000-square-foot facility that will include a 3,400-seat basketball arena and a 500-seat volleyball competition venue.



CAROLINA PANTHER TRAINING CAMP

The Carolina Panthers have held summer training camp at Wofford since their inaugural season in 1995 and it will be held on campus until at least 2019. The camp provides Wofford tremendous national exposure and visibility. Media members that visit Wofford during the camp include ESPN, Fox Sports, NFL Network, USA Today and Sports Illustrated. This year's camp drew a record crowd, finishing with a total of nearly 135,400 visitors as camp ended on Tuesday, Aug. 16. That's nearly a 75 percent increase from 2015's record 77,625 visitors.

RECENT SUCCESS

Wofford has finished among the top four teams in the Southern Conference race in eleven of the last twelve years, winning four SoCon Championships. In the last twelve years, the Terriers have won 60 of 96 SoCon games played. Over that time, Wofford is the winningest program in the Southern Conference with a .617 win percentage.

SoCon Records since 2003 (last 12+ years)

School	W-L	Pct
1. Wofford	60-36	.625
2. Furman	52-43	.536
3. Samford (2008-present)	36-32	.529
4. Chattanooga	51-46	.525
5. The Citadel	43-54	.443
6. Mercer (2015-present)	4-9	.307
7. Western Carolina	21-76	.216
8. ETSU (2003, 2016)	3-12	.200
9. VMI (2015-present)	2-11	.153

ABOUT WOFFORD

Wofford is currently the third-smallest school in NCAA Division I-FCS with an enrollment of 1,650 students. The smallest school is Presbyterian College at 1,200 and VMI is second with 1,559. Wofford College, established in 1854, is an independent liberal arts college in Spartanburg, S.C. (average SAT for incoming class, 1247). Wofford ranks in the top five nationally in the percentage of undergraduates receiving credit for study abroad. Home to one of the nation's 276 Phi Beta Kappa chapters, Wofford's historic 175-acre campus is recognized as a national arboretum. Affiliated with the United Methodist Church, the college is committed to provide superior liberal arts education that prepares its students for extraordinary and positive contributions to society. The focus of Wofford's mission is upon fostering commitment to excellence in character, performance, leadership, service to others and life-long learning.

QUICK FACTS ABOUT WOFFORD COLLEGE

Location	Spartanburg, SC
Founded	1854
Enrollment	1,650
Affiliation/Conference	NCAA Division I (FCS) / Southern
Colors/Nickname	Old Gold (PMS 873) and Black / Terriers
President	Dr. Nayef Samhat (George Washington '83)
Faculty Athletic Representative	Dr. Jameica Hill (Wofford '88)
Athletic Director	Richard Johnson (The Citadel '76)
Athletic Department Phone	(864) 597-4090
Mailing Address	429 N. Church Street, Spartanburg, SC 29303
Athletics Web Site	www.woffordterriers.com

GIBBS STADIUM INFORMATION

Seating.....	13,000
Surface.....	Natural grass (Bermuda)
Date Opened	Oct. 5, 1996
Record in Stadium.....	82-32 (20 seasons)
Largest Crowd	12,124 vs. Georgia Southern, Nov. 3, 2007
Season Attendance Record.....	73,348 (2003, 8 games)

FOOTBALL STAFF

Head Coach	Mike Ayers (Georgetown, Ky, '74)
Ayers' Record at Wofford.....	193-135-1 (29 years)
Ayers' Overall Record	204-156-2 (31 years)
Offensive Coordinator/QBs	Wade Lang (Wofford '83)*
Defensive Coordinator/OLBs.....	Nathan Fuqua (Wofford '03)*
Inside Linebackers.....	Greg Gasparato (Wofford '09)
Running Backs	Dane Romero (Wofford '09)
Cornerbacks	Brian Mance (Clemson '05)
Safeties/Recruiting	Shiel Wood (Wofford '06)
Defensive Line.....	Jerome Riase (Miami (OH) '04)
Wide Receivers/Passing Game Coordinator ..	Freddie Brown III (South Carolina '09)*
Offensive Line/Run Game Coordinator	Eric Nash (Wofford '02)
Tight Ends	B.J. Connolly (Williams '84)
Director of Football Operations	Joel Antley (Clemson '15)
Football Operations.....	Dr. Joab Lesesne (Erskine '59)
Video Coordinator/Offensive Quality Control	Ilir Emini (Knox '16) *
Head Athletic Trainer.....	Will Christman
Head Strength and Conditioning	Josh Medler
Football Office Phone.....	(864) 597-4095

* Coaches booth on gameday

TEAM INFORMATION

2015 Record/SoCon.....	5-6 / 3-4 (T-Fourth)
Lettermen Returning	55 (26 offense, 26 defense, 3 specialists)
Lettermen Lost.....	20 (11 offense, 9 defense, 0 specialists)
Other Returners	25 (13 offense, 11 defense, 1 specialist)
Newcomers	18 (9 offense, 9 defense, 0 specialists)
Starters Returning/Lost.....	20 / 5
Offensive Starters Returning/Lost	8 / 3
Defensive Starters Returning/Lost.....	9 / 2
Specialists Returning/Lost.....	3 / 0
Offensive Formation	Wingbone / Triple Option
Defensive Formation	Multiple 50



2016 SOCON FOOTBALL

2016 SOCON STANDINGS

School	SoCon			Overall			Pts	Opp	Streak
	W	L	Pct	W	L	Pct			
The Citadel	7	0	1.000	9	0	1.000	277	168	W9
Chattanooga	6	1	.857	8	1	.889	333	133	W2
Samford	4	2	.667	6	3	.667	359	255	L2
Wofford	4	2	.667	6	3	.667	267	164	W2
Mercer	3	3	.500	5	4	.555	252	270	W1
Furman	2	4	.333	2	7	.222	228	250	L1
VMI	1	5	.167	3	6	.333	204	258	L4
East Tenn. St.	1	6	.142	3	6	.333	136	278	L2
Western Carolina	1	6	.142	2	7	.222	213	303	W1

SOCON SCHEDULE

OCTOBER 15

- *Furman 52, ETSU 7
- *VMI 21, Samford 55
- *Western Carolina 24, Mercer 38
- *Chattanooga 14, The Citadel 22

OCTOBER 20

- West Virginia Wesleyan 7, ETSU 38

OCTOBER 22

- Mercer 41, Austin Peay 34
- *The Citadel 24, Wofford 21 (OT)
- *Western Carolina 30, Samford 17
- *VMI 13, Chattanooga 30

OCTOBER 29

- Samford 41, Mississippi State 56
- *ETSU 10, The Citadel 45
- *Mercer 21, Wofford 31
- *Chattanooga 38, Western Carolina 25
- *Furman 24, VMI 10

NOVEMBER 5

- *ETSU 13, Mercer 21
- *Wofford 34, Furman 27
- *Samford 34, The Citadel 37 (OT)
- *VMI 29, Western Carolina 32

NOVEMBER 12

- Cumberland at ETSU
- *Wofford at Chattanooga
- *Mercer at Samford
- *Western Carolina at Furman
- *The Citadel at VMI

NOVEMBER 19

- Western Carolina at South Carolina
- The Citadel at North Carolina
- Chattanooga at Alabama
- *Samford at ETSU
- *VMI at Wofford
- *Furman at Mercer

TERRIERS SOCON TEAM RANKINGS

Rushing Offense	2
Passing Offense	8
Total Offense	7
Scoring Offense	4
Rushing Defense	1
Pass Efficiency Defense	4
Total Defense	2
Scoring Defense	2
Net Punting	1
Punt Returns	7
Kickoff Returns	9
Turnover Margin	2
Pass Defense	5
Passing Efficiency	4
Sacks	3
Sacks Allowed	2
3rd Down Conversion	2
3rd Down Conversion Defense	8
4th Down Conversion	3
4th Down Conversion Defense	2
Time of Possession	1

TERRIERS AMONG THE CONFERENCE LEADERS

Rushing Yards Per Game		
Lorenzo Long	106.7	1st
Will Gay	46.1	13th
Total Offense		
Lorenzo Long	106.7	8th
Brandon Goodson	74.0	14th
Passing Yards		
Brandon Goodson	48.9	8th
Completions Per Game		
Brandon Goodson	3.00	8th
Scoring		
Lorenzo Long	8.0	2nd
David Marvin	7.3	5th
Field Goal Percentage		
David Marvin	.750	3rd
Sacks		
Tyler Vaughn	0.67	2nd
Tackles for Loss		
Tyler Vaughn	1.2	6th
Interceptions		
Jaleel Green	0.3	2nd
Dominique Lemon	0.2	9th
Dylan Young	0.2	9th

2016 SOCON PLAYERS OF THE WEEK

Date	Offense	Defense	Special Teams
Sept. 5	Tyler Renew, The Citadel	Jaleel Green, Wofford	JJ Jerman, ETSU
Sept. 12	Tyrie Adams, WCU	Dee Delaney, The Citadel	Austin Barnard, Samford
Sept. 19	Austin Herink, ETSU	Nakevion Leslie, Chattanooga	DeAndre Schoultz, The Citadel
Sept. 26	Derrick Craine, Chattanooga	Ryan Francis, VMI	Henrique Ribeiro, Chattanooga
Oct. 3	Devlin Hodges, Samford	Joe Crochet, The Citadel	Henrique Ribeiro, Chattanooga
Oct. 10	Devlin Hodges, Samford	Montrell Pardue, Chattanooga	David Marvin, Wofford
Oct. 17	Devlin Hodges, Samford	Nakevion Leslie, Chattanooga	Cody Clark, The Citadel
Oct. 24	Karel Hamilton, Samford	Kailik Williams, The Citadel	David Marvin, Wofford
Oct. 31	Detrez Newsome, WCU	Paul Hunter, ETSU	David Howerton, Wofford
Nov. 7	Tyler Renew, The Citadel	Keion Crossen, Western Carolina	David Marvin, Wofford
Nov. 14			
Nov. 21			

2016 WOFFORD ALPHABETICAL ROSTER

No	NAME	POS	HT	WT	YR	HOMETOWN / LAST SCHOOL
13	Alstatt, Mason	S	6-0	190	Fr.	Lexington, Ky. / Lafayette
57	Alvarez, Carew	DL	6-2	240	So.	Lexington, S.C. / Lexington
39	Alverson, Spencer	HB	6-0	190	Fr.-2	Greer, S.C. / Southside Christian
91	Armstrong, Robbie	LB	6-0	230	Fr.	Dacula, Ga. / Archer
75	Basinger, Justus	OL	6-4	295	Fr.-2	Longwood, Fla. / Lake Brantley
53	Benson, Toney	DL	5-10	265	Jr.	Columbia, S.C. / Lower Richland
67	Bolds-Lockwood, Jordan	OL	6-4	280	Jr.	Charleston, S.C. / James Island Charter
93	Boudreaux, Chris	DL	6-2	285	Sr.	Mobile, Ala. / St. Pauls
65	Brooks, Ronnie	OL	6-4	310	Fr.	Washington, D.C. / Maret School
33	Brown, Brandon	LB	6-1	230	Fr.	Summerville, S.C. / Ashley Ridge
90	Brown, Miles	DL	6-1	310	So.	Cheverly, Md. / Sidwell Friends
52	Bryant, Boston	DE	6-1	270	Sr.	Williamsburg, Ky. / Whitley County
70	Burger, Josh	OL	6-4	290	Fr.	Aurora, Ohio / Aurora
16	Butler, Brad	QB	6-2	225	Sr.	Rome, Ga. / Darlington School
34	Carter, Luke	K/P	6-1	230	Fr.-2	Florence, S.C. / Wilson
30	Chapman, Jamison	HB	5-10	187	Fr.	Dillon, S.C. / Dillon
37	Childress, Luke	FB	5-11	220	Sr.	Roan Mountain, Tenn. / Avery
9	Cleary, Cole	WR	6-1	200	So.	Flat Rock, N.C. / Hendersonville
21	Clemons, Colton	LB	6-0	245	Jr.	Fayetteville, Ga. / Whitewater
17	Collie, Alex	CB	5-9	165	Fr.	Durham, N.C. / Episcopal
10	Colvin, Nick	HB	6-2	205	Sr.	Bogart, Ga. / North Oconee
95	Cornellier, Steven	DL	6-3	255	Sr.	Jacksonville, Fla. / Bishop Kenny
96	Curtis, Brandon	DL	6-3	245	Jr.	Bushnell, Fla. / South Sumter
50	Daniels, Roo	OL	6-2	285	Jr.	Columbia, S.C. / Hammond School
62	Demmel, Ross	OL	6-3	290	So.	Cincinnati, Ohio / Colerain
73	Zach Epting	OL	6-2	280	Fr.	Greenville, S.C. / Christ Church
25	Gay, Will	HB	5-9	195	Sr.	Anderson, S.C. / T.L. Hanna
15	Gbese, George	CB	5-8	175	Fr.-2	Murfreesboro, Tenn. / Oakland
14	Goodson, Brandon	QB	6-0	205	Jr.	Dacula, Ga. / Dacula
81	Gouger, Chandler	TE	6-4	230	Jr.	Chattanooga, Tenn. / Baylor School
11	Green, Jaleel	S	6-2	215	Sr.	Jacksonville, Fla. / Providence
63	Hammond, Ross	LS	6-1	220	So.	Spartanburg, S.C. / Dorman
88	Helligar, Armani	WR	6-2	185	So.	Kissimmee, Fla. / Osceola
83	Hennings, Austyn	WR	6-2	205	Fr.-2	Alpharetta, Ga. / Kings Ridge Christian
17	Higbie, Cole	S	6-0	205	Sr.	Tyrone, Ga. / Landmark Christian
82	Hill, Jason	WR	5-11	190	Fr.-2	Spartanburg, S.C. / Boiling Springs
47	Hinton, Billy	LB	6-1	225	So.	West Chester, Ohio / Bishop Fenwick
97	Horton, Mikel	DL	6-0	315	Fr.	Lexington, Ky. / Bryan Station
18	Howerton, David	QB	6-0	205	Sr.	Asheville, N.C. / Asheville
3	Jacks, Evan	QB	6-0	205	Sr.	Johns Creek, Ga. / Northview HS
59	Jackson, Campbell	DL	6-4	235	Fr.-2	Cheraw, S.C. / Episcopal (Alexandria, VA)
64	Jacon-Duffy, Jared	OL	6-4	305	So.	Pleasant Plain, Ohio / Archbishop Moeller
58	Jeresaty, Blake	OL	6-2	290	Fr.	Charleston, S.C. / Bishop England
56	Jones, Mike	OL	6-4	290	Jr.	Danville, Ky. / Danville
89	Karas, Nick	TE	6-4	220	Fr.-2	Waxhaw, N.C. / Cuthbertson
27	Lemon, Dominique	CB	5-10	180	So.	Blythewood, S.C. / Blythewood
80	Lindsey, Dorian	WR	6-0	185	Fr.	Greer, S.C. / Greer
7	Long, Lorenzo	FB	5-9	205	Sr.	Pensacola, Fla. / Tate
79	Lott, Justin	OL	6-5	300	Jr.	Braxton, Ga. / Coffee

NUMERICAL ROSTER

No	NAME	POS
2	McPherson, Ostin	HB
3	Jacks, Evan	QB
3	Tillery, JoJo	S
4	Lyles, Tyreik	LB
5	Motes, Bryce	WR
6	McAfee, Lennox	HB
6	Ward, Nick	S
7	Long, Lorenzo	FB
8	Newman, Joe	QB
8	Stewart, Lincoln	LB
9	Cleary, Cole	WR
9	Morris, Terrance	LB
10	Colvin, Nick	HB
10	Strawter, Ulysses	CB
11	Green, Jaleel	S
11	Morgan, Blake	HB
12	Paschal, Darron	CB
12	Riazzi, Andy	HB
13	Alstatt, Mason	S
14	Goodson, Brandon	QB
14	Marvin, David	K/P
15	Gbese, George	CB
16	Butler, Brad	QB
17	Collie, Alex	CB
17	Higbie, Cole	S
17	Sanders, Brian	P
18	Howerton, David	QB
19	Taylor, R.J.	WR
20	Williams, Jamario	CB
21	Clemons, Colton	LB
22	Pace, Ellis	HB
23	Nelson, Chase	FB
24	Watson, Devin	CB
25	Gay, Will	HB
26	Massey, Graham	S
27	Lemon, Dominique	CB
28	Redwood, Dimitri	CB
29	Stoddard, Andre	FB
30	Chapman, Jamison	HB
31	Rivera, Malik	S
32	Martin, Chris	HB
33	Brown, Brandon	LB
34	Carter, Luke	K/P
36	Rountree, Weston	LB
37	Childress, Luke	FB
38	Windham, Hunter	HB
39	Alverson, Spencer	HB
40	Monaghan, Neil	LB
41	Wilson, Jireh	LB

No	NAME	POS	HT	WT	YR	HOMETOWN / LAST SCHOOL	No	NAME	POS
4	Lyles, Tyreik	LB	6-0	220	So.	Duncan, S.C. / Byrnes	42	Wilson, Datavious	LB
55	Mangum, Thad	DL	6-2	290	Fr.-2	Greenville, S.C. / Christ Church	43	Roach, Michael	LB
32	Martin, Chris	HB	5-10	205	Jr.	Columbia, Tenn. / Columbia Central	44	Vining, Daryl	LB
14	Marvin, David	K/P	6-2	210	Jr.	Charlotte, N.C. / East Mecklenburg	45	Young, Dylan	LB
26	Massey, Graham	S	6-0	185	So.	Marietta, Ga. / Mount Paran Christian	46	Patterson, John	LB
6	McAfee, Lennox	HB	5-7	185	So.	Nashville, Tenn. / East Nashville	47	Hinton, Billy	LB
2	McPherson, Ostin	HB	5-8	170	Fr.	Mobile, Ala. / St. Paul's Episcopal	48	Sanders, Nathan	LB
68	Miller, Dequan	OL	6-2	300	Sr.	Columbia, S.C. / AC Flora	49	Sarafianos, Michael	S/K
40	Monaghan, Neil	LB	5-10	230	So.	Clemson, S.C. / Daniel	50	Daniels, Roo	OL
11	Morgan, Blake	HB	5-9	185	Fr.	St. Johns, Fla. / Creekside	52	Bryant, Boston	DE
9	Morris, Terrance	LB	6-1	225	Jr.	Chester, S.C. / Chester	53	Benson, Toney	DL
5	Motes, Bryce	WR	6-0	185	Jr.	Fleming Island, Fla. / Fleming Island	54	Sullivan, Dalton	OL
23	Nelson, Chase	FB	5-10	228	Jr.	Alpharetta, Ga. / Chattahoochee	55	Mangum, Thad	DL
8	Newman, Joe	QB	5-11	175	Fr.	Riverdale, Ga. / Charles Drew	56	Jones, Mike	OL
71	Nolan, Alex	DL	6-0	270	Sr.	Scottsdale, Ariz. / Horizon	57	Alvarez, Carew	DL
84	Novotny, T.J.	TE	6-6	255	Sr.	Milwaukee, Wisc. / Marquette University	58	Jeresaty, Blake	OL
22	Pace, Ellis	HB	5-11	195	So.	Flat Rock, N.C. / Christ School	59	Jackson, Campbell	DL
12	Paschal, Darron	CB	5-10	170	Fr.	Atlanta, Ga. / Westlake	60	Way, Bradley	OL
46	Patterson, John	LB	6-1	235	Jr.	Lilburn, Ga. / Parkview	62	Demmel, Ross	OL
66	Ralph, Michael	OL	6-4	270	Fr.-2	Loveland, Ohio / Loveland	63	Hammond, Ross	LS
28	Redwood, Dimitri	CB	6-2	195	Fr.	North Ridgeville, Ohio / Midview	64	Jacon-Duffy, Jared	OL
12	Riazzi, Andy	HB	6-1	195	Fr.	Dayton, Ohio / Bishop Fenwick	65	Brooks, Ronnie	OL
31	Rivera, Malik	S	5-11	200	So.	Saint Johns, Fla. / Bartram Trail	66	Ralph, Michael	OL
43	Roach, Michael	LB	6-3	230	Jr.	Kenosha, Wisc. / Indian Trail	67	Bolds-Lockwood, Jordan	OL
69	Ronan, Liam	OL	6-3	270	Fr.-2	Lexington, S.C. / Lexington	68	Miller, Dequan	OL
36	Rountree, Weston	LB	6-1	225	So.	Lebanon, Tenn. / Heritage Christian	69	Ronan, Liam	OL
72	Rouse, Chuck	OL	6-3	320	Jr.	Mt. Pleasant, S.C. / Wando	70	Burger, Josh	OL
17	Sanders, Brian	P	6-3	200	Sr.	McLean, Va. / McLean	71	Nolan, Alex	DL
48	Sanders, Nathan	LB	5-11	215	So.	Jacksonville, Fla. / Bolles School	72	Rouse, Chuck	OL
49	Sarafianos, Michael	S/K	6-0	200	Jr.	Tampa, Fla. / Tampa Catholic	73	Zach Epting	OL
8	Stewart, Lincoln	LB	5-11	232	Sr.	Deltona, Fla. / DeLand	74	Taylor, Nick	OL
29	Stoddard, Andre	FB	5-10	230	So.	Greenville, S.C. / St. Joseph's	75	Basinger, Justus	OL
10	Strawter, Ulysses	CB	5-10	185	Fr.	Chattanooga, Tenn. / Baylor	77	Wahrby, Anton	OL
54	Sullivan, Dalton	OL	6-1	260	Fr.-2	Moore, S.C. / Dorman	79	Lott, Justin	OL
74	Taylor, Nick	OL	6-6	290	So.	Spartanburg, S.C. / Broome	80	Lindsey, Dorian	WR
19	Taylor, R.J.	WR	5-11	190	Jr.	Lexington, Ky. / Bates Creek	81	Gouger, Chandler	TE
3	Tillery, JoJo	S	6-2	205	So.	Hixson, Tenn. / East Ridge	82	Hill, Jason	WR
92	Vaughn, Tyler	DL	6-1	270	Jr.	McDonough, Ga. / Union Grove	83	Hennings, Austyn	WR
44	Vining, Daryl	LB	6-2	230	Jr.	Warner Robins, Ga. / Houston County	84	Novotny, T.J.	TE
77	Wahrby, Anton	OL	6-5	300	Sr.	Karlskrona, Sweden / Kristianstad Predators	88	Helligar, Armani	WR
6	Ward, Nick	S	6-2	212	Jr.	Moore, Okla. / South Moore	89	Karas, Nick	TE
24	Watson, Devin	CB	5-11	190	So.	Gainesville, Ga. / East Hall	90	Brown, Miles	DL
60	Way, Bradley	OL	6-2	280	Sr.	Fort Mitchell, Ky. / Covington Catholic	91	Armstrong, Robbie	LB
20	Williams, Jamario	CB	6-1	195	So.	Ridgeland, S.C. / Hilton Head Christian	92	Vaughn, Tyler	DL
42	Wilson, Datavious	LB	6-1	230	Fr.	Hartsville, S.C. / Hartsville	93	Boudreaux, Chris	DL
41	Wilson, Jireh	LB	6-1	222	Fr.	Calhoun, Ga. / Calhoun	95	Cornellier, Steven	DL
38	Windham, Hunter	HB	5-11	195	Sr.	Aynor, S.C. / Aynor	96	Curtis, Brandon	DL
45	Young, Dylan	LB	6-1	235	Jr.	Collierville, Tenn. / St. Georges	97	Horton, Mikel	DL
99	Zamary, Brandon	DL	6-0	275	So.	Aurora, Ohio / Aurora	99	Zamary, Brandon	DL

WOFFORD DEPTH CHART VS. CHATTANOOGA

OFFENSE - WINGBONE

LT	62 Ross Demmel (6-3, 290, So.) 56 Mike Jones (6-4, 290, Jr.)
LG	68 Dequan Miller (6-2, 300, Sr.) 75 Justus Basinger (6-4, 295, Fr.-2)
C	50 Roo Daniels (6-2, 285, Jr.) 60 Bradley Way (6-2, 280, Sr.)
RG	64 Jared Jacon-Duffy (6-4, 305, So.) 72 Chuck Rouse (6-3, 320, Jr.)
RT	77 Anton Wahrby (6-5, 300, Sr.) 66 Michael Ralph (6-4, 270, Fr.-2)
TE	81 Chandler Gouger (6-2, 230, Jr.) 84 T.J. Novotny (6-6, 255, Jr.)
WR	19 R.J. Taylor (5-11, 190, Jr.) 82 Jason Hill (5-11, 190, Fr.-2)
QB	14 Brandon Goodson (6-0, 205, Jr.) 8 Joe Newman (5-11, 175, Fr.)
HB	25 Will Gay (5-9, 185, Sr.) 6 Lennox McAfee (5-7, 185, So.)
HB	38 Hunter Windham (5-11, 195, Sr.) 10 Nick Colvin (6-2, 205, Sr.)
FB	7 Lorenzo Long (5-9, 205, Sr.) 29 Andre Stoddard (5-10, 230, So.)

DEFENSE - MULTIPLE 50

LDE	92 Tyler Vaughn (6-1, 270, Jr.) 95 Steven Cornellier (6-3, 255, Sr.)
NT	97 Mikel Horton (6-0, 315, Fr.) 93 Chris Boudreaux (6-2, 285, Sr.)
RDE	90 Miles Brown (6-1, 310, So.) 52 Boston Bryant (6-1, 270, Sr.)
OLB	45 Dylan Young (6-1, 235, Jr.) 41 Jireh Wilson (6-0, 216, Fr.)
ILB	8 Lincoln Stewart (5-11, 232, Sr.) 47 Billy Hinton (6-1, 225, So.)
ILB	42 Datavious Wilson (6-1, 230, Fr.) 21 Colton Clemons (6-0, 245, Jr.)
OLB	9 Terrance Morris (6-1, 225, Jr.) 4 Tyreik Lyles (6-0, 220, So.)
CB	15 George Gbese (5-8, 175, Fr.-2) 27 Dominique Lemon (5-10, 180, So.)
FS	3 JoJo Tillery (6-2, 205, So.) 6 Nick Ward (6-2, 212, Jr.)
SS	11 Jaleel Green (6-2, 215, Sr.) 13 Mason Alstatt (6-0, 190, Fr.)
CB	28 Dimitri Redwood (6-2, 195, Fr.) 20 Jamario Williams (6-1, 195, Jr.)

SPECIALISTS

PK	14 David Marvin (6-2, 210, Jr.) 34 Luke Carter (6-2, 230, Fr.-2)
KO	14 David Marvin (6-2, 210, Jr.) 34 Luke Carter (6-2, 230, Fr.-2)
P	14 David Marvin (6-2, 210, Jr.) 17 Brian Sanders (6-3, 200, Sr.)
LS	61 Ross Hammond (6-1, 220, So.)
HLD	17 Brian Sanders (6-3, 200, Sr.)
KOR	6 Lennox McAfee (5-7, 185, So.) 22 Ellis Pace (5-11, 195, So.)
PR	25 Will Gay (5-9, 185, Sr.)

PRONUNCIATION GUIDE

Carew Alvarez.....	CAH-roo
Chris Boudreaux.....	BOO-dro
Steven Cornellier.....	CORE-nell-e-er
George Gbese.....	BEE-cee
Chandler Gouger.....	GOW-grr
Jared Jacon-Duffy.....	JAY-con Duffy
Mikel Horton.....	Meh-KELL
Nick Karas.....	CARE-as

Tyreik Lyles.....	TIE-reek
Lennox McAfee.....	MAC-a-fee
Ostin McPherson.....	Austin
Liam Ronan.....	LEE-am
Michael Sarafianos.....	SARA-fee-ah-nos
Anton Wahrby.....	WAR-bee
Datavious Wilson.....	DA-tave-e-us
Jireh Wilson.....	JYE-rah
Wofford.....	Wah-ford

WOFFORD WHEN...

Overall.....	6-3
SoCon.....	4-2
Home.....	3-1
Road.....	3-2
Day Games.....	4-3
Night games (after 6 pm).....	2-0
On Natural Grass.....	3-2
On Artificial Turf.....	3-1
Black Jersey.....	4-1
White Jersey.....	2-2
Wofford Wins Coin Toss.....	2-2
Wofford Loses Coin Toss.....	4-1
Scoring First.....	3-1
Opponent Scoring First.....	3-2
Leading at the half.....	5-1
Trailing at the half.....	0-2
Tied at the half.....	1-0
Leading after third quarter.....	5-1
Trailing after third quarter.....	1-2
Tied after third quarter.....
Overtime games.....	0-1
Scoring less than 20 points.....	0-1
Scoring 20+ points.....	6-2
Scoring 30+ points.....	5-0
Scoring 40+ points.....	1-0
Allowing 10 or fewer points.....	3-0
Allowing less than 20 points.....	3-0
Allowing 20+ points.....	2-3
Allowing 30+ points.....	0-1
Allowing 40+ points.....
Rushing for less than 100 yards.....
Rushing for over 100 yards.....	6-3
Rushing for over 200 yards.....	6-3
Rushing for over 300 yards.....	5-1
Passing for less than 200 yards.....	5-3
Passing for 200+ yards.....
Passing for 300+ yards.....
Total less than 300 yards total offense.....
300+ yards of total offense.....	6-3
400+ yards of total offense.....	1-0
500+ yards of total offense.....
Allowing less than 100 yards rushing.....	6-1
Allowing less than 300 yards total offense.....	3-1
Allowing 300+ yards total offense.....	3-1
Having a 100 yard rusher.....	6-2
Have two 100 yard rushers.....
Opponent has 100 yard rusher.....
No turnovers.....	4-1
Less than 3 turnovers.....	2-1
3+ Turnovers.....	1-1
No takeaways.....	1-1
Less than 3 takeaways.....	3-2
3+ Takeaways.....	2-0
More than 30:00 TOP.....	4-3
Less than 30:00 TOP.....	1-1

WOFFORD 2016 TEAM HIGHS AND LOWS

Points Scored.....	59	vs JCSU (Sep 17, 2016)
Low.....	13	at Ole Miss (Sep 10, 2016)
Rushes.....	69	vs ETSU (Sep 24, 2016)
Low.....	45	vs JCSU (Sep 17, 2016)
Yards Rushing.....	350	vs ETSU (Sep 24, 2016)
Low.....	205	vs Mercer (Oct 29, 2016)
TD Rushes.....	4	vs JCSU (Sep 17, 2016), vs ETSU (Sep 24, 2016)
Low.....	1	at Ole Miss (Sep 10, 2016)
Pass attempts.....	18	vs JCSU (Sep 17, 2016)
Low.....	4	at Furman (Nov 05, 2016)
Pass completions.....	10	vs JCSU (Sep 17, 2016)
Low.....	3	vs ETSU (Sep 24, 2016), at Furman (Nov 05, 2016)
Yards Passing.....	152	vs JCSU (Sep 17, 2016)
Low.....	14	vs ETSU (Sep 24, 2016)
TD Passes.....	1	vs JCSU (Sep 17, 2016), at Furman (Nov 05, 2016)
Low.....
Total Plays.....	75	vs ETSU (Sep 24, 2016), at Samford (Oct 01, 2016)
Low.....	58	at Furman (Nov 05, 2016)
Total Offense.....	482	vs JCSU (Sep 17, 2016)
Low.....	305	at Ole Miss (Sep 10, 2016)
Sacks By.....	5	at Tennessee Tech (Sep 01, 2016)
Low.....	0	at Ole Miss (Sep 10, 2016), vs The Citadel (Oct 22, 2016)
First Downs.....	24	vs JCSU (Sep 17, 2016)
Low.....	14	at Furman (Nov 05, 2016)
Penalties.....	11	at Samford (Oct 01, 2016)
Low.....	2	at Ole Miss (Sep 10, 2016), vs The Citadel (Oct 22, 2016)
Penalty Yards.....	128	vs Mercer (Oct 29, 2016)
Low.....	15	vs The Citadel (Oct 22, 2016)
Turnovers.....	4	vs The Citadel (Oct 22, 2016)
Low.....	0	five times, last vs Mercer (Oct 29, 2016)
Interceptions By.....	2	vs JCSU (Sep 17, 2016), vs Mercer (Oct 29, 2016)
Low.....	0	vs ETSU (Sep 24, 2016), at Samford (Oct 01, 2016)
Punts.....	5	at Samford (Oct 01, 2016), vs The Citadel (Oct 22, 2016)
Low.....	1	vs JCSU (Sep 17, 2016)

WOFFORD 2016 INDIVIDUAL BESTS

Rushes.....	27	Lorenzo Long vs Mercer (Oct 29, 2016)
Yards Rushing.....	156	Lorenzo Long vs ETSU (Sep 24, 2016)
TD Rushes.....	3	Brad Butler at Tennessee Tech (Sep 01, 2016)
.....	Lorenzo Long vs JCSU (Sep 17, 2016)
Long Rush.....	64	Brandon Goodson at Furman (Nov 05, 2016)
Pass attempts.....	13	Brandon Goodson at Samford (Oct 01, 2016)
Pass completions.....	10	Brad Butler vs JCSU (Sep 17, 2016)
Yards Passing.....	124	Brad Butler vs JCSU (Sep 17, 2016)
TD Passes.....	1	Brad Butler vs JCSU (Sep 17, 2016)
.....	Brandon Goodson at Furman (Nov 05, 2016)
Long Pass.....	60	Brandon Goodson vs Mercer (Oct 29, 2016)
Receptions.....	3	Chandler Gouger vs JCSU (Sep 17, 2016), at Samford (Oct 01, 2016)
.....	Jason Hill vs JCSU (Sep 17, 2016)
.....	Will Gay at Samford (Oct 01, 2016)
.....	Will Gay at Samford (Oct 01, 2016)
.....	Chandler Gouger vs JCSU (Sep 17, 2016), at Furman (Nov 05, 2016)
.....	Chandler Gouger vs Mercer (Oct 29, 2016)
.....	David Marvin four times, last at Furman (Nov 05, 2016)
.....	David Marvin at Western Carolina (Oct 08, 2016), at Furman (Nov 05, 2016)
.....	David Marvin at Samford (Oct 01, 2016), vs The Citadel (Oct 22, 2016)
.....	David Marvin at Ole Miss (Sep 10, 2016), at Western Carolina (Oct 08, 2016)
.....	David Marvin vs The Citadel (Oct 22, 2016)
.....	Brian Sanders at Ole Miss (Sep 10, 2016)
.....	David Marvin vs The Citadel (Oct 22, 2016)
.....	Will Gay vs JCSU (Sep 17, 2016)
.....	Ellis Pace vs Mercer (Oct 29, 2016)
.....	D. Wilson vs The Citadel (Oct 22, 2016)
.....	Tyler Vaughn at Tennessee Tech (Sep 01, 2016)
.....	Terrance Morris vs Mercer (Oct 29, 2016)
.....	Tyler Vaughn at Furman (Nov 05, 2016)
.....	Jaleel Green at TTU (Sep 01, 2016), vs Mercer (Oct 29, 2016), at Furman (Nov 05, 2016)
.....	D. Lemon at Ole Miss (Sep 10, 2016)
.....	Nick Ward vs JCSU (Sep 17, 2016)
.....	Mason Alstatt vs JCSU (Sep 17, 2016)
.....	D. Lemon at Western Carolina (Oct 08, 2016)
.....	Dylan Young vs The Citadel (Oct 22, 2016)
.....	Dylan Young vs Mercer (Oct 29, 2016)

HEAD COACH MIKE AYERS

AYERS VS. ALL OPPONENTS

Opponent	ETSU			WOFFORD			TOTAL		
	W	L	T	W	L	T	W	L	T
Air Force	0	0	0	0	1	0	0	1	0
Appalachian State	0	3	0	5	12	0	5	15	0
Baylor	0	0	0	0	1	0	0	1	0
Bowie State	0	0	0	1	0	0	1	0	0
Catawba	0	0	0	7	2	0	7	2	0
Central Conn. State	0	0	0	1	0	0	1	0	0
Charleston Southern	0	0	0	13	0	0	13	0	0
Chattanooga	2	1	0	11	8	0	12	9	0
Cheyney	0	0	0	1	0	0	1	0	0
Clemson	0	0	0	0	3	0	0	3	0
Coastal Carolina	0	0	0	0	1	0	0	1	0
Davidson	1	0	0	2	0	0	3	0	0
Dayton	0	0	0	1	1	0	1	1	0
Delaware	0	0	0	0	1	0	0	1	0
East Tennessee State	0	0	0	7	3	0	7	3	0
Elon	0	0	0	14	4	0	14	4	0
Furman	1	2	0	8	15	1	9	17	1
Gardner-Webb	0	0	0	7	2	0	7	2	0
Georgetown, KY	0	0	0	2	0	0	2	0	0
Georgia Tech	0	0	0	0	1	0	0	1	0
Georgia Southern	0	1	0	7	11	0	7	12	0
Idaho	0	0	0	0	1	0	0	1	0
Jacksonville State	0	0	0	1	2	0	1	2	0
James Madison	0	3	0	0	1	0	0	4	0
Johnson C. Smith	0	0	0	2	0	0	2	0	0
Kentucky	0	1	0	0	0	0	0	1	0
Kentucky State	0	0	0	2	0	0	2	0	0
Lees-McRae	0	0	0	2	0	0	2	0	0
Lehigh	0	0	0	0	2	0	0	2	0
Lenoir-Rhyne	0	0	0	6	3	0	6	3	0
Liberty	0	0	1	0	1	0	0	1	1
Lincoln	0	0	0	1	0	0	1	0	0
Louisiana-Lafayette	0	0	0	0	1	0	0	1	0
Louisiana-Monroe	0	0	0	1	0	0	1	0	0
Marshall	0	3	0	0	1	0	0	4	0
Maryland	0	0	0	0	1	0	0	1	0
Mercer	0	0	0	3	0	0	3	0	0
Middle Tennessee	0	0	0	0	1	0	0	1	0
Mississippi College	0	0	0	0	2	0	0	2	0
University of Mississippi	0	0	0	0	1	0	0	1	0
Montana	0	0	0	1	0	0	1	0	0
Morehead State	0	0	0	1	1	0	1	1	0
New Haven	0	0	0	1	1	0	1	1	0
Newberry	0	0	0	8	2	0	8	2	0
New Hampshire	0	0	0	1	0	0	1	0	0
North Carolina A&T	0	0	0	1	0	0	1	0	0
North Carolina State	1	0	0	0	1	0	1	1	0
North Dakota State	0	0	0	0	1	0	0	1	0
North Greenville	0	0	0	1	0	0	1	0	0
Northern Iowa (UNI)	0	0	0	0	1	0	0	1	0
Ohio	0	0	0	0	1	0	0	1	0
Presbyterian	0	0	0	8	4	0	8	4	0
Richmond	0	0	0	0	1	0	0	1	0
Salem, WV	0	0	0	1	0	0	1	0	0
Samford	0	0	0	4	6	0	4	6	0
Savannah State	0	0	0	1	0	0	1	0	0
South Carolina	0	0	0	0	4	0	0	4	0
South Carolina State	0	0	0	4	0	0	4	0	0
South Florida	0	0	0	0	1	0	0	1	0
Tennessee Tech	0	0	0	2	0	0	2	0	0
The Citadel	2	1	0	19	9	0	21	10	0
UAB	0	0	0	0	3	0	0	3	0
Union (Ky.)	0	0	0	1	0	0	1	0	0
Virginia Tech	0	1	0	0	0	0	0	1	0
VMI	1	2	0	9	3	0	10	5	0
Virginia-Wise	0	0	0	2	0	0	2	0	0
West Georgia	0	0	0	1	2	0	1	2	0
West Virginia	0	0	0	0	1	0	0	1	0
West Virginia Tech	0	0	0	1	0	0	1	0	0
Western Carolina	0	3	0	16	5	0	16	8	0
Western Kentucky	0	0	0	1	0	0	1	0	0
William & Mary	1	0	0	0	1	0	1	1	0
Wingate	0	0	0	2	1	0	2	1	0
Winston-Salem State	0	0	0	2	1	0	2	1	0
Wisconsin	0	0	0	0	1	0	0	1	0
Wofford	2	0	0	0	0	0	2	0	0
Youngstown State	0	0	0	0	1	0	0	1	0
TOTALS	11	21	1	193	135	1	204	156	2

WOFFORD RECORD UNDER AYERS

Overall	193-135-1
Home games	111-47
Road games	82-88-1
SoCon games	92-60
SoCon home games	49-25
SoCon away games	42-34
Postseason games	5-7
Overtime	4-4
Wofford scores 20 or more	174-46
Wofford scores less than 20	19-89-1
Opp scores 20 or more	72-126
Opp scores less than 20	121-9-1
Game decided by 6 or less	40-34-1
Game decided by 7 to 9	19-16
Game decided by 10 or more	135-82
Shutouts	14
Times shutout	8
vs. ranked FCS opponent	22-44-1
August games	2-4 (.333)
September games	61-43-1 (.587)
October games	80-45 (.653)
November games	48-38 (.554)
December games	3-5 (.375)
Most Points scored	82, Sept. 9, 2012 (Wofford 82, Lincoln 0)
Most Points allowed	70, Nov. 17, 1990 (Mississippi College 70, Wofford 19) 70, Oct. 31, 2008 (Appalachian State 70, Wofford 24)
Most points in a loss	42, Oct. 12, 1991 (West Georgia 49, Wofford 42)
Fewest points in a win	7, Nov. 15, 2003 (Wofford 7, Furman 6) Sept. 14, 2002 (Wofford 7, South Carolina State 6)
Largest win	82, Sept. 9, 2012 (Wofford 82, Lincoln 0)
Largest loss	66, Aug. 31, 2013 (Wofford 3, Baylor 69)

AYERS YEAR-BY-YEAR

Year	School	W	L	T	
1985	ETSU	0	10	1	
1986	ETSU	6	5	0	
1987	ETSU	5	6	0	
3 years at ETSU					
1988	Wofford	5	5	0	
1989	Wofford	6	5	0	
1990	Wofford	9	3	0	NCAA DII Playoffs
1991	Wofford	9	3	0	NCAA DII Playoffs
1992	Wofford	6	5	0	
1993	Wofford	7	3	1	
1994	Wofford	5	6	0	
1995	Wofford	4	7	0	
1996	Wofford	6	5	0	
1997	Wofford	3	7	0	First SoCon Season
1998	Wofford	4	7	0	
1999	Wofford	6	5	0	
2000	Wofford	7	4	0	
2001	Wofford	4	7	0	
2002	Wofford	9	3	0	
2003	Wofford	12	2	0	SoCon Champions/NCAA
2004	Wofford	8	3	0	
2005	Wofford	6	5	0	
2006	Wofford	7	4	0	
2007	Wofford	9	4	0	SoCon Champions/NCAA
2008	Wofford	9	3	0	NCAA Playoffs
2009	Wofford	3	8	0	
2010	Wofford	10	3	0	SoCon Champions/NCAA
2011	Wofford	8	4	0	NCAA Playoffs
2012	Wofford	9	4	0	SoCon Champions/NCAA
2013	Wofford	5	6	0	
2014	Wofford	6	5	0	
2015	Wofford	5	6	0	
2016	Wofford	6	3	0	
29 years at Wofford		193	135	1	
32 years Career		204	156	2	

THE LAST TIME . . .

A kickoff was returned for a touchdown:

WOFFORD: September 9, 2015, Nick Colvin at Idaho (100 yards)
OPP: October 31, 2015, Greg Sanders, VMI (99 yards)

A punt was returned for a touchdown:

WOFFORD: September 9, 2012, Octavius Harden vs. Lincoln (60 yards)
OPP: October 16, 2004, Lamar Beam, Western Carolina (0 yards, blocked)

An interception was returned for a touchdown:

WOFFORD: September 17, 2016, Mason Alstatt vs. JCSU (54)
OPP: October 22, 2016, Kailik Williams, The Citadel (13)

A fumble was recovered for a touchdown:

WOFFORD: September 17, 2016, Mikel Horton vs. JCSU (0 yards)
OPP: September 19, 2015, Russell Siavii, Idaho (10 yards)

A safety was recorded:

BY WOFFORD: October 8, 2011, at The Citadel (tackle for loss in endzone)
BY OPP: October 11, 2014, by Western Carolina (fumbled exchange in end zone)

A field goal was blocked:

BY WOFFORD: November 5, 2016, Jaleel Green at Furman (38 yd attempt by Hollingsworth)
BY OPP: October 22, 2016, by The Citadel (49 yd attempt by Marvin)

A shutout was recorded:

WOFFORD: September 24, 2016, Wofford 31, ETSU 0
OPP: September 21, 2013, Gardner-Webb 3, Wofford 0

A team had more passing yards than rushing yards:

WOFFORD: October 10, 2015, at The Citadel (118 rushing, 127 passing)

A run went for 50 yards or more:

WOFFORD: November 5, 2016, Brandon Goodson at Furman (64t)
OPP: September 14, 2013, Kevin Ellison, Georgia Southern (53)

A pass reception went for 50 yards or more:

WOFFORD: October 29, 2016, Brandon Goodson to Chandler Gouger (60), vs. Mercer
OPP: October 1, 2016, Devlin Hodges to Karel Hamilton, Samford (51)

An individual rushed for 100 yards or more in a game:

WOFFORD: November 5, 2016, Brandon Goodson at Furman (121)
OPP: November 16, 2013, Marcus Cox, Appalachian State (119)

An individual rushed for 200 yards or more in a game:

WOFFORD: December 1, 2012, Eric Breitenstein (247), vs. New Hampshire
OPP: November 14, 2009, Chris Evans (257), Samford

Two teammates each rushed for 100 yards or more in a game:

WOFFORD: Nov. 14, 2015, Lorenzo Long (162), Evan Jacks (115), vs. Samford
OPP: Sept. 14, 2013, Jerick McKinnon (114) and Kevin Ellison (102), Ga. Southern

Three teammates each rushed for 100 yards or more in a game:

WOFFORD: Sept. 15, 2012, Eric Breitenstein (160), Michael Weimer (141), Donovan Johnson (126) vs. Western Carolina

An individual passed for 300 yards or more in a game:

WOFFORD: November 8, 1969, Harold Chandler vs. Catawba (306)
OPP: November 5, 2016, Reese Hannon, Furman (305)

An individual passed for 400 yards or more in a game:

WOFFORD: Never
OPP: October 17, 2009, Armanti Edwards (415), Appalachian State

An individual completed 20 or more passes in a game:

WOFFORD: October 5, 1951, Jack Beeler vs. Auburn (24-31)
OPP: November 5, 2016, Reese Hannon, Furman (27-40)

An individual completed 30 or more passes in a game:

WOFFORD: Never
OPP: October 29, 2016, John Russ, Mercer (30-45)

An individual made eight or more receptions in a game:

WOFFORD: October 12, 1974, Larry Gavin vs. Davidson (8-128)
OPP: October 29, 2016, Marquise Irvin, Mercer (12-143)

An individual had 100 or more receiving yards in a game:

WOFFORD: September 14, 2013, Jeff Ashley, vs. Georgia Southern (4-111)
OPP: October 29, 2016, Marquise Irvin, Mercer (12-143)

An individual had 200 or more receiving yards in a game:

WOFFORD: October 6, 1956, Jerry Richardson vs. Newberry (241)
OPP: November 19, 2005, Duvaughn Flagler, Gardner-Webb (210)

An individual scored three touchdowns in a game:

WOFFORD: September 17, 2016, Lorenzo Long vs. JCSU (3 TDs)
OPP: November 8, 2014, Keon Williams, Chattanooga (3 TDs)

An individual scored four touchdowns in a game:

WOFFORD: November 22, 2014, Lorenzo Long vs. Mercer (4 TDs)
OPP: November 10, 2001, Louis Ivory, Furman (4 TDs)

A 50-yard field goal was kicked:

WOFFORD: November 5, 2016, David Marvin at Furman (57 yards)
OPP: November 5, 2011, Clark Sechrest, Western Carolina (51 yards)

A team rushed for more than 200 yards in a game:

WOFFORD: November 5, 2016, at Furman (306)
OPP: October 10, 2015, The Citadel (271)

A team rushed for more than 300 yards in a game:

WOFFORD: November 5, 2016, at Furman (306)
OPP: September 14, 2013, Georgia Southern (341)

A team rushed for more than 400 yards in a game:

WOFFORD: November 21, 2015, vs. Furman (417)
OPP: November 3, 2007, Georgia Southern (424)

A team rushed for more than 500 yards in a game:

WOFFORD: September 29, 2012, Wofford at Elon (500)
OPP: Not since 1982

A team rushed for less than 100 yards in a game:

WOFFORD: September 10, 2005 vs. West Virginia (78)
OPP: November 5, 2016, Furman (65)

A team passed for more than 300 yards in a game:

WOFFORD: November 8, 1969 vs. Catawba (306)
OPP: November 5, 2016, Furman (305)

A team passed for less than 100 yards in a game:

WOFFORD: November 5, 2016, at Furman (66)
OPP: October 22, 2016, The Citadel (50)

A team had 500 yards in total offense:

WOFFORD: September 12, 2015 vs. Tennessee Tech (560)
OPP: November 14, 2015, Samford (502)

A team had 600 yards in total offense:

WOFFORD: September 8, 2012, vs. Lincoln (602)
OPP: August 31, 2013, Baylor (692)

A team had less than 300 yards in total offense:

WOFFORD: October 10, 2015, at The Citadel (245)
OPP: October 22, 2016, The Citadel (240)

A team had less than 200 yards in total offense:

WOFFORD: September 21, 2013, vs. Gardner-Webb (149)
OPP: September 24, 2016, ETSU (76)

An individual kicked three field goals:

WOFFORD: September 26, 2015, David Marvin vs. Gardner-Webb (3-4)
OPP: November 14, 2015, Anthony Pistelli, Samford (3-3)

An individual had two or more interceptions:

WOFFORD: October 16, 2010, Coleman Hornaday vs. Western Carolina (2)
OPP: October 31, 2008, Mark LeGree, Appalachian State (3)

2016 STATS FCS POLL (NOV. 7)

Team (First-place votes)	Record	Points	Previous
1. Sam Houston State (113)	9-0	3940	1
2. Jacksonville State (19)	8-1	3781	2
3. Eastern Washington (19)	8-1	3728	3
4. North Dakota State (4)	8-1	3618	4
5. Citadel (7)	9-0	3432	5
6. James Madison	8-1	3334	7
7. Chattanooga	8-1	2981	9
8. Richmond	7-2	2774	6
9. Villanova	7-2	2609	10
10. North Carolina A&T	8-1	2377	11
11. South Dakota State	6-3	2371	13
12. North Dakota	8-2	2112	16
13. Central Arkansas	8-1	2051	17
14. Charleston Southern	5-3	1785	8
15. Coastal Carolina	7-2	1505	18
16. Cal Poly	6-3	1445	14
17. Youngstown State	6-3	1368	15
18. Montana	6-3	1350	19
19. Western Illinois	6-3	1228	12
20. Grambling State	6-1	1061	21
21. New Hampshire	6-3	866	22
22. Samford	6-3	855	20
23. Lehigh	8-2	688	24
24. Harvard	7-1	649	23
25. Liberty	6-3	153	NR

Others Receiving Votes: Wofford (127), North Carolina Central (123), Saint Francis U (47), Northern Arizona (42), UT Martin (39), Illinois State (38), UNI (37), San Diego (34), Stony Brook (25), Maine (18), Eastern Illinois (14), Tennessee State (10), Nicholls (10), Fordham (6), Kennesaw State (6), Southern Utah (4), Princeton (3), Duquesne (2), Southern University (2), Weber State (1), Dayton (1)

2016 FCS COACHES POLL (NOV. 7)

Team (First-place votes)	Points	Record	Previous
1. Sam Houston State (22)	644	1	9-0
2. Jacksonville State (2)	612	2	8-1
3. Eastern Washington (1)	599	3	8-1
4. North Dakota State (1)	578	4	8-1
5. James Madison	549	5	8-1
6. The Citadel	515	7	9-0
7. Chattanooga	488	8	8-1
8. Richmond	449	6	7-2
9. North Carolina A&T	430	10	8-1
10. North Dakota	409	11	8-2
11. Villanova	389	12	7-2
12. South Dakota State	356	15	6-3
13. Central Arkansas	349	17	8-1
14. Charleston Southern	265	9	5-3
15. Youngstown State	247	13	6-3
16. Grambling State	244	19	7-1
17. Montana	217	20	6-3
18. Lehigh	177	21	8-2
19. Western Illinois	176	14	6-3
20. Cal Poly	170	16	6-3
21. Samford	161	18	6-3
22. Harvard	134	22	7-1
23. New Hampshire	103	23	6-3
24. Liberty	52	NR	6-3
25. North Carolina Central	32	NR	7-2

Others Receiving Votes: Wofford (23), Northern Arizona (16), Kennesaw State (12), Illinois State (10), San Diego (10), Tennessee State (7), Saint Francis (Pa.) (6), UT Martin (6), Southern Utah (4), Gardner-Webb (2), Maine (2), Northern Iowa (2), South Dakota (2), Southeastern Louisiana (2) and Weber State (1).

2016 WOFFORD STARTING LINEUPS

Offense

	LT	LG	C	RG	RT	WR	TE/WR	QB	FB	HB	HB
TTU	Demmel	Miller	Daniels	Jacon-Duffy	Wahrby	Taylor	Hill (WR)	Butler	Long	Gay	Windham
MISS	Demmel	Miller	Daniels	Jacon-Duffy	Wahrby	Taylor	Cleary (WR)	Butler	Long	Gay	Windham
JC Smith	Demmel	Miller	Daniels	Jacon-Duffy	Wahrby	Taylor	Hill (WR)	Butler	Long	Gay	Windham
ETSU	Demmel	Rouse	Daniels	Jacon-Duffy	Wahrby	Lindsey (WR)	Hill (WR)	Butler	Long	Gay	Cleary (WR)
SAM	Demmel	Miller	Daniels	Jacon-Duffy	Wahrby	Taylor	Hill (WR)	Goodson	Long	Gay	Windham
WCU	Demmel	Miller	Daniels	Jacon-Duffy	Wahrby	Taylor	Hill (WR)	Goodson	Long	Gay	Windham
CIT	Demmel	Miller	Daniels	Jacon-Duffy	Wahrby	Taylor	Hill (WR)	Goodson	Long	Gay	Karas (TE)
MER	Demmel	Miller	Daniels	Jacon-Duffy	Wahrby	Taylor	Hill (WR)	Goodson	Long	Gay	Windham
FUR	Demmel	Miller	Daniels	Jacon-Duffy	Wahrby	Taylor	Hill (WR)	Goodson	Long	Gay	Windham
UTC											
VMI											

Defense

	DE	NT	DE	OLB	ILB	ILB	OLB	CB	FS	SS	CB
TTU	Miles Brown	Boudreaux	Vaughn	Vining	D. Wilson	Patterson	Roach	Watson	Tillery	Green	Gbesee
MISS	Miles Brown	Boudreaux	Vaughn	Vining	D. Wilson	Patterson	Young	Watson	Tillery	Green	Gbesee
JC Smith	Miles Brown	Horton	Vaughn	Lyles	D. Wilson	Patterson	Young	Watson	Tillery	Green	Gbesee
ETSU	Miles Brown	Horton	Vaughn	Lyles	D. Wilson	Patterson	Young	Watson	Tillery	Green	Gbesee
SAM	Miles Brown	Horton	Vaughn	Lyles	D. Wilson	Patterson	Young	Watson	Tillery	Green	Gbesee
WCU	Miles Brown	Horton	Vaughn	Lyles	D. Wilson	Patterson	Young	Watson	Rivera	Green	Gbesee
CIT	Miles Brown	Horton	Vaughn	Morris	D. Wilson	Patterson	Young	Watson	Rivera	Green	Lemon
MER	Miles Brown	Horton	Vaughn	Morris	D. Wilson	Stewart	Young	Watson	Rivera	Green	Gbesee
FUR	Miles Brown	Horton	Vaughn	Morris	D. Wilson	Stewart	Young	Redwood	Tillery	Green	Gbesee
UTC											
VMI											

Bold - First Career Start

100-YARD RUSHERS

(since 2011)

156	Lorenzo Long vs. ETSU (9/24/2016)
135	Lorenzo Long at Western Carolina (10/8/2016)
127	Lorenzo Long vs. JCSU (9/17/2016)
121	Brandon Goodson at Furman (11/5/2016)
117	Lorenzo Long at Samford (10/1/2016)
116	Will Gay at Tennessee Tech (9/1/2016)
108	Lorenzo Long vs. Mercer (10/29/2016)
103	Lorenzo Long vs. The Citadel (10/22/2016)

194	Lorenzo Long at Mercer (10/3/2015)
162	Lorenzo Long vs. Samford (11/14/15)
143	Lorenzo Long vs. Chattanooga (10/24/15)
120	Evan Jacks vs. Furman (11/21/15)
115	Evan Jacks vs. Samford (11/14/15)
109	Evan Jacks at VMI (10/31/15)
105	Evan Jacks at Mercer (10/3/2015)

151	Lorenzo Long at Gardner-Webb (9/20/2014)
141	Evan Jacks vs. The Citadel (10/4/2014)
138	Lorenzo Long vs. North Greenville (9/13/2014)
130	Ray Smith at Furman (11/15/2014)
128	Lorenzo Long at Samford (10/18/2014)
125	Lorenzo Long vs. VMI (10/25/2014)
108	Ray Smith at Georgia Tech (8/30/2014)
105	Lorenzo Long vs. Mercer (11/22/14)
102	Ray Smith at Chattanooga (11/8/14)
100	Octavius Harden vs. VMI (10/25/2014)

151	Donovan Johnson vs. Samford (10/26/2013)
150	Donovan Johnson vs. Georgia Southern (9/14/13)
149	Donovan Johnson at The Citadel (9/7/13)
132	Michael Weimer at Western Carolina (10/19/13)
116	Donovan Johnson vs. Gardner-Webb (9/21/13)
114	Jonny Martin vs. Elon (10/12/13)

321	Eric Breitenstein at Elon (9/29/12)
247	Eric Breitenstein vs. New Hampshire (12/1/12)
219	Eric Breitenstein at Gardner-Webb (9/1/12)
168	Eric Breitenstein at Samford (11/3/12)
160	Eric Breitenstein vs. Western Carolina (9/15/12)
158	Eric Breitenstein vs. Furman (10/6/12)
141	Michael Weimer vs. Western Carolina (9/15/12) *
135	Eric Breitenstein at North Dakota State (12/8/12)
132	Eric Breitenstein vs. Chattanooga (11/10/12)
126	Donovan Johnson vs. Western Carolina (9/15/12)
125	Eric Breitenstein at South Carolina (11/17/12)
123	Eric Breitenstein at Appalachian State (10/20/12)
110	Eric Breitenstein vs. The Citadel (10/27/12)
102	Eric Breitenstein at Georgia Southern (10/13/12)

* - Freshman

100-YARD RECEIVERS

(since 2001)

146	Brenton Bersin vs. Chattanooga 11/20/10
127	Brenton Bersin at Clemson 9/10/11
123	Matt Beavin vs Furman, 11/13/04
111	Jeff Ashley vs. Georgia Southern 9/14/13
104	Sheil Wood vs. Gardner-Webb, 11/19/05
102	Curtis Nash vs Western Carolina, 10/18/03
101	Andy Strickland at Elon, 10/25/08

AT GIBBS STADIUM

1996.....	3-0
1997.....	2-3
1998.....	3-2
1999.....	3-2
2000.....	3-2
2001.....	3-2
2002.....	4-1
2003.....	8-0
2004.....	5-1
2005.....	4-1
2006.....	4-2
2007.....	4-3
2008.....	6-0
2009.....	1-4
2010.....	5-1
2011.....	4-1
2012.....	6-0
2013.....	3-3
2014.....	5-0
2015.....	3-3
2016.....	3-1
TOTAL.....	83-32

LARGEST CROWDS

AWAY

Sept. 5, 2015	at Clemson	81,301
Nov. 11, 2012	at South Carolina	79,982
Sept. 19, 2009	at Wisconsin	78,253
Sept. 8, 2001	at Clemson	78,000
Nov. 3, 2001	at South Carolina	77,922
Sept. 20, 2008	at South Carolina	76,599
Sept. 10, 2011	at Clemson	74,538
Sept. 16, 2006	at South Carolina	74,286
Sept. 10, 2016	at Ole Miss	64,232
Sept. 15, 2007	at NC State	56,039
Sept. 10, 2005	at West Virginia	54,630
Aug. 30, 2014	at Georgia Tech	45,403
Aug. 31, 2013	at Baylor	44,989

HOME

Nov. 3, 2007	Georgia Southern	12,124
Nov. 13, 2004	Furman	12,042
Dec. 11, 2010	Georgia Southern	11,823
Sept. 2, 2006	South Carolina State	11,738
Sept. 6, 2003	South Carolina State	11,486
Oct. 22, 2016	The Citadel	11,102
Sept. 22, 2007	Appalachian State	11,042
Nov. 29, 2003	North Carolina A&T	10,500
Oct. 30, 2010	The Citadel	10,466
Oct. 1, 2011	Appalachian State	10,329
Nov. 12, 2011	Georgia Southern	10,280
Sept. 12, 1998	The Citadel	10,271
Oct. 25, 2003	Appalachian State	10,129
Nov. 8, 2008	The Citadel	10,011
Nov. 11, 2000	Furman	10,002

IN OVERTIME (4-4)

Nov. 2, 1996	at Samford	L	20-14
Nov. 20, 1999	at Louisiana-Lafayette	L	37-34
Oct. 5, 2002	CHATTANOOGA	W	27-21
Sept. 27, 2008	at Georgia Southern	W	38-37
Nov. 3, 2012	at Samford (2)	L	24-19
Nov. 10, 2012	CHATTANOOGA	W	16-13
Oct. 3, 2015	at Mercer	W	34-33
Oct. 22, 2016	THE CITADEL	L	21-24

2015 GAME CAPTAINS

CLEM	Michael Weimer, E.J. Speller, Drake Michaelson
TTU	Drake Michaelson, Brion Anderson, Zach Muller, Anton Wahrby
IDAHO	Boston Bryant, Jaleel Green, Will Gay, Ray Smith
GWU	Chris Armfield, Will Irwin
MER	Daryl Vining, Steven Cornellier, T.J. Chamberlin
WCU	Jaleel Green, Brion Anderson, Michael Weimer
WCU	Bradley Way, Boston Bryant
UTC	Drake Michaelson, Jaleel Green, Anton Wahrby, Zach Muller, Michael Weimer
VMI	Brion Anderson, Jim Dolinak, Evan Jacks
SAM	Jim Dolinak, Evan Jacks
FUR	Senior Class

2016 GAME CAPTAINS

TTU	Will Gay, Jaleel Green, John Patterson, Anton Wahrby
MISS	Boston Bryant, Nick Colvin, Dequan Miller, Daryl Vining
JCSU	David Marvin, T.J. Novotny, Steven Cornellier, Lincoln Stewart
ETSU	Miles Brown, Hunter Windham, Bradley Way, Tyler Vaughn
SAM	Brandon Goodson, Mike Jones, JoJo Tillery, Dylan Young
WCU	Miles Brown, Tyreik Lyles, Roo Daniels, Chuck Rouse
CIT	Anton Wahrby, Will Gay, Tyler Vaughn, John Patterson
MER	Anton Wahrby, Will Gay, Terrance Morris, Boston Bryant
FUR	Anton Wahrby, Will Gay, Miles Brown, Jaleel Green
CHATT	
VMI	

TERRIERS BY STATE

Alabama	2
Arizona.....	1
Florida.....	12
Georgia	18
Kentucky.....	6
Maryland	1
North Carolina.....	6
Ohio	8
Oklahoma	1
South Carolina	28
Tennessee	9
Virginia	1
Washington, DC	1
Wisconsin.....	2
Sweden	1

TERRIERS BY CLASS

Seniors.....	20
Juniors	23
Sophomores.....	23
Second Year Freshmen	12
Freshmen	19

2016 BIG PLAYS

Oppt.	Player	Distance	Play
TTU	Will Gay	34	run
TTU	Brad Butler	32	run
TTU	Brad Butler	21t	run
MISS	Brad Butler	20	run
MISS	Cole Cleary	32	pass
JCSU	Nick Ward	81t	INT return
JCSU	Mason Alstatt	54t	INT return
JCSU	Blake Morgan	47	run
JCSU	Will Gay	29	run
JCSU	Lorenzo Long	28	run
JCSU	Chandler Gouger	27	pass
JCSU	Nick Colvin	25	pass
JCSU	Lorenzo Long	24t	run
JCSU	Dorian Lindsey	24	pass
JCSU	Will Gay	24	run
ETSU	Lorenzo Long	37t	run
ETSU	Hunter Windham	30	run
ETSU	Lorenzo Long	22	run
ETSU	Lorenzo Long	20	run
SAM	Will Gay	47	pass
SAM	Ellis Pace	42	run
SAM	Brandon Goodson	38	run
SAM	Will Gay	25	pass
WCU	Cole Cleary	35t	run
WCU	Cole Cleary	35	run
WCU	Lorenzo Long	20	run
CIT	Brandon Goodson	29	run
CIT	Lorenzo Long	25	run
CIT	Lorenzo Long	22	run
CIT	Blake Morgan	20	pass
MER	Chandler Gouger	60	pass
MER	Ellis Pace	31	kickoff return
MER	Will Gay	21	pass
FUR	Brandon Goodson	64t	run
FUR	Will Gay	48	run
FUR	Jaleel Green	36	interception return
FUR	Will Gay	33	pass
FUR	Brandon Goodson	33t	run

Rush/Pass - 20 yards or more

Kick/Punt/Int Return - 30 yards or more

2016 WOFFORD SCORING DRIVES

Opponent	Plays	Yards	TOP	Result	Scoring Play
TTU	9	66	4:24	TD	Butler 10 run
TTU	9	80	4:51	TD	Butler 7 run
TTU	13	71	7:12	TD	Butler 21 run
MISS	17	70	9:07	FG	Marvin 29 FG
MISS	4	41	1:43	TD	Butler 17 run
MISS	7	49	3:42	FG	Marvin 50 FG
JCSU	4	28	1:15	TD	Long 2 run
JCSU	6	32	2:42	TD	Long 24 run
JCSU	10	70	2:23	FG	Marvin 38
JCSU	5	38	2:11	TD	Long 16 run
JCSU	-	-	-	TD	Horton FUM return
JCSU	7	98	3:45	TD	Gouger 13 reception
JCSU	-	-	-	TD	Ward 81 INT return
JCSU	-	-	-	TD	Alstatt 54 INT return
JCSU	7	64	2:36	TD	Childress 7 run
ETSU	11	79	5:39	TD	Stoddard 5 run
ETSU	12	60	5:48	TD	Stoddard 4 run
ETSU	6	40	3:09	TD	Long 37 run
ETSU	7	60	3:11	TD	Long 13 run
ETSU	13	43	7:42	FG	Marvin 34 FG
SAM	9	81	4:52	TD	Gay 7 run
SAM	9	44	3:40	FG	Marvin 48 FG
SAM	15	75	6:32	TD	Long 1 run
SAM	10	59	4:34	FG	Marvin 34 FG
SAM	4	83	1:36	TD	Long 16 run
WCU	6	13	3:34	FG	Marvin 57 FG
WCU	10	80	4:23	TD	Cleary 35 run
WCU	8	38	3:58	TD	Stoddard 3 run
WCU	10	75	5:49	TD	Long 6 run
WCU	14	80	8:17	TD	Long 3 run
CIT	6	66	2:34	TD	Nelson 1 run
CIT	5	28	0:37	FG	Marvin 41
CIT	6	29	3:30	FG	Marvin 39
CIT	10	75	4:46	TD	McAfee 16 run
MER	9	48	4:40	TD	Long 1 run
MER	5	77	2:15	TD	Long 3 run
MER	-	-	-	TD	Howerton recover
MER	10	64	4:18	FG	Marvin 33 FG
MER	13	32	7:15	TD	Nelson 1 run
FUR	3	70	1:11	TD	Goodson 64 run
FUR	11	28	5:16	FG	Marvin 54 FG
FUR	4	75	1:02	TD	Gouger 14 pass
FUR	1	0	0:03	FG	Marvin 57 FG
FUR	9	75	4:39	TD	Goodson 33 run
FUR	7	64	3:50	TD	Long 7 run

OFFENSIVE LINE KNOCKDOWNS

Player	TTU	MISS	JCSU	ETSU	SAM	WCU	CIT	MER	FUR	UTC	VMI	TOTAL
Jared Jacon-Duffy	14	8	5	12	20	10	11	14	21			115
Anton Wahrby	15	3	16	11	15	13	7	12	15			107
Roo Daniels	10	6	4	8	13	14	14	16	15			100
Ross Demmel	5	6	7	7	12	16	7	15	7			82
Dequan Miller	4	3	2	2	16	11	7	8	2			55
Chuck Rouse	4	2	5	4	7	9	4	5	7			47
Bradley Way	2	2	0	6	6	0	-	2	-			18
Mike Jones	1	0	1	4	2	0	-	0	-			8
Justus Basinger	0	0	0	2	-	1	-	0	3			6
Liam Ronan	-	0	0	3	-	-	-	0	-			3
Michael Ralph	-	0	1	0	-	-	-	0	-			1
Jordan Bolds-Lockwood	-	-	0	1	-	-	-	-	-			1
Dalton Sullivan	-	-	0	1	-	-	-	-	-			1

2016 GAME BY GAME OFFENSIVE STATISTICS

Rushing

Att-Yards-TD

Opponent	Gay	Long	Morgan	Windham	Nelson	Colvin	McAfee	Butler	Goodson	Martin	Pace
TTU	9-116-0	19-92-0	3-19-0	3-13-0	3-11-0	3-11-0	2-1-0	11-85-3	0-0-0	DNP	0-0-0
MISS	5-22-0	17-51-0	4-14-0	3-24-0	4-11-0	0-0-0	3-11-0	12-59-1	2-(-3)-0	4-31-0	2-10-0
JCSU	5-79-0	13-127-3	1-47-0	1-14-0	DNP	4-9-0	4-7-0	6-(-6)-0	1-0-0	1-0-0	1-18-0
ETSU	6-20-0	19-156-2	1-(-1)-0	4-36-0	DNP	2-10-0	2-25-0	1-8-0	8-3-0	0-0-0	1-2-0
SAM	9-19-1	26-117-2	DNP	2-5-0	2-8-0	0-0-0	4-24-0	DNP	7-38-0	1-3-0	7-49-0
WCU	6-26-0	25-135-2	DNP	4-24-0	5-19-0	1-10-0	5-18-0	DNP	4-(-1)-0	2-4-0	2-6-0
CIT	8-47-0	19-103-0	0-0-0	3-10-0	3-1-1	3-10-0	9-63-1	DNP	8-48-0	1-1-0	0-0-0
MER	4-16-0	27-108-2	1-1-0	2-6-0	2-7-1	3-0-0	5-40-0	DNP	6-20-0	3-(-7)-0	3-10-0
FUR	6-70-0	21-72-1	0-0-0	2-21-0	2-5-0	1-(-2)-0	6-18-0	DNP	8-121-2	1-4-0	2-6-0

Opponent	Childress	McPherson	Stoddard	Newman	Cleary
TTU	0-0-0	-	DNP	DNP	0-0-0
MISS	1-3-0	-	DNP	DNP	0-0-0
JCSU	6-19-1	2-16-0	DNP	DNP	0-0-0
ETSU	5-12-0	1-1-0	12-44-2	5-30-0	1-5-0
SAM	0-0-0	0-0-0	3-20-0	DNP	1-8-0
WCU	0-0-0	0-0-0	5-21-1	DNP	2-70-1
CIT	0-0-0	0-0-0	3-4-0	1-19-0	1-(-6)-0
MER	0-0-0	0-0-0	2-6-0	DNP	0-0-0
FUR	0-0-0	0-0-0	3-5-0	DNP	0-0-0

Additional Rushes: FUR: R.J. Taylor (1-2-0); David Marvin (1-(-16)-0)

Receiving

Att-Yards-TD

Opponent	Colvin	Hill	Windham	Cleary	McAfee	Taylor	Gouger	Lindsey	Motes	Gay	Morgan
TTU	2-20-0	2-17-0	1-5-0	0-0-0	0-0-0	0-0-0	-	-	-	-	-
MISS	1-4-0	0-0-0	0-0-0	2-39-0	1-19-0	0-0-0	-	-	-	-	-
JCSU	1-25-0	3-26-0	0-0-0	1-3-0	0-0-0	0-0-0	3-49-1	2-35-0	2-14-0	-	-
ETSU	-	-	-	1-1-0	-	DNP	1-9-0	-	1-4-0	-	-
SAM	-	-	-	-	-	1-1-0	3-26-0	-	-	3-81-0	DNP
WCU	-	1-6-0	-	-	-	1-9-0	1-4-0	-	-	1-19-0	DNP
CIT	-	1-12-0	-	-	-	1-4-0	1-8-0	-	-	-	1-20-0
MER	-	-	-	-	-	2-31-0	2-79-0	-	-	1-21-0	1-2-0
FUR	-	-	1-19-0	-	-	-	1-14-1	-	-	1-33-0	-

Passing

Att-Comp-Int-Yds-TD

Opponent	Butler	Goodson	Newman
TTU	4-5-0-30-0	1-3-0-12-0	DNP
MISS	4-7-0-40-0	1-2-0-32-0	DNP
JCSU	10-12-0-124-1	2-5-0-28-0	DNP
ETSU	0-2-0-0-0	2-2-0-13-0	1-2-0-1-0
SAM	DNP	7-13-0-108-0	DNP
WCU	DNP	4-7-0-38-0	DNP
CIT	DNP	4-7-1-44-0	0-0-0-0-0
MER	DNP	5-10-0-112-0	DNP
FUR	DNP	3-4-0-66-1	DNP

Additional Passes: MER: Cole Cleary 1-1-0-21-0

2016 GAME BY GAME SPECIAL TEAMS STATISTICS

Punting

Punts-Yards-Avg-Long

Opponent	Marvin	Sanders
TTU	2-86-43.0-55	-
MISS	1-57-57.0-57	3-155-51.7-55
JCSU	1-51-51.0-51	-
ETSU	-	3-128-42.7-46
SAM	5-200-40.0-52	-
WCU	3-171-57.0-62	1-43-43.0-43
CIT	5-248-49.6-67	-
MER	3-137-45.7-49	-
FUR	4-175-43.8-48	-

Field Goals

All Attempts Listed

Game	Opponent	Marvin
TTU	24wl, 46wl	41wr, 62wr
MISS	40G	29G, 50G
JCSU	-	38G
ETSU	-	45wl, 34G
SAM	51s	48G, 34G
WCU	38G, 27G	57G
CIT	21G	41G, 39G, 49b
MER	40wr	33G
FUR	38b	54G, 57G

Special Teams Tackles

Player	TTU	MISS	JCSU	ETSU	SAM	WCU	CIT	MER	FUR	TOTAL
Jaleel Green	-	-	1	-	3	-	1	2	2	9
Mason Alstatt	-	-	2	-	-	1	1	1	2	6
Colton Clemons	-	1	1	1	2	-	-	-	-	5
Nick Ward	-	1	2	-	1	-	-	-	-	4
Weston Rountree	-	-	1	1	1	-	-	-	1	4
JoJo Tillery	1	-	-	1	-	-	1	-	-	3
David Marvin	-	1	-	-	-	-	1	1	-	3
Dominique Lemon	1	-	-	-	1	-	-	-	-	2
David Howerton	-	-	1	-	-	-	-	-	-	1
Billy Hinton	-	-	-	-	1	-	-	-	-	1
Terrance Morris	-	-	-	-	-	1	-	-	-	1
Malik Rivera	-	-	-	-	-	1	-	-	-	1
Ross Hammond	-	-	-	-	-	1	-	-	-	1
Tyreik Lyles	-	-	-	-	-	-	-	-	1	1

2016 GAME BY GAME DEFENSIVE STATISTICS

Tackles

Player	TTU	MISS	JCSU	ETSU	SAM	WCU	CIT	MER	FUR	Total
Datavious Wilson	5	5	3	4	3	10	15	5	8	58
JoJo Tillery	12	9	2	3	6	2	1	3	6	44
Jaleel Green	5	4	1	0	7	7	6	7	5	42
Devin Watson	7	7	1	0	2	8	0	7	DNP	32
Miles Brown	2	3	0	4	4	3	10	3	2	31
Tyler Vaughn	3	1	1	2	4	4	7	2	7	31
Malik Rivera	0	6	1	2	1	2	6	7	DNP	25
George Gbese	3	2	0	2	5	1	0	6	5	24
Dylan Young	5	4	1	3	2	3	1	3	1	23
Jireh Wilson	0	2	3	4	4	3	2	3	2	23
Lincoln Stewart	3	2	1	2	0	1	7	1	6	23
Tyreik Lyles	1	2	3	4	2	3	2	2	3	22
John Patterson	5	3	2	1	4	3	1	DNP	DNP	19
Terrance Morris	DNP	3	DNP	1	1	4	1	5	3	18
Mikel Horton	0	1	3	2	1	1	4	2	2	16
Colton Clemons	0	2	6	2	2	0	0	2	0	14
Mason Alstatt	0	0	4	0	0	3	1	2	4	14
Dominique Lemon	2	1	2	0	1	1	4	2	0	13
Chris Boudreaux	4	1	3	0	1	0	2	1	1	13
Nick Ward	0	3	4	0	1	0	1	0	1	10
Steven Cornellier	4	0	2	0	1	0	0	1	2	10
Billy Hinton	1	2	1	DNP	3	DNP	DNP	1	1	9
Daryl Vining	4	2	2	0	DNP	DNP	DNP	DNP	DNP	8
Boston Bryant	1	1	DNP	1	0	1	2	1	1	8
Weston Rountree	0	0	3	2	1	0	0	0	1	7
Jamario Williams	0	2	0	1	0	0	0	1	2	6
Thad Mangum	0	0	1	1	0	1	0	1	0	4
Brandon Zmary	0	0	2	1	0	0	0	0	0	3
Brandon Curtis	0	0	1	1	1	0	DNP	DNP	0	3
Michael Sarafianos	0	0	2	0	1	0	0	0	0	3
Neil Monaghan	DNP	DNP	2	DNP	0	0	0	0	0	2
Graham Massey	1	DNP	DNP	1	0	0	0	0	0	2
David Marvin	0	0	0	0	0	0	1	1	0	2
Alex Nolan	DNP	DNP	1	DNP	DNP	DNP	DNP	DNP	DNP	1
David Howerton	0	0	1	0	0	0	0	0	DNP	1
Ross Hammond	0	0	0	0	0	1	0	0	0	1
Roo Daniels	0	0	0	0	0	0	1	0	0	1
Chase Nelson	0	0	0	0	0	0	0	0	1	1
Dimitri Redwood	0	0	0	0	0	0	0	0	1	1
Brandon Goodson	0	0	0	0	0	0	0	0	1	1

Sacks (Sacks-Yards)

Player	TTU	MISS	JCSU	ETSU	SAM	WCU	CIT	MER	FUR	Total
Tyler Vaughn	2.0-18	-	1.0-12	-	1.0-5	-	-	1.0-4	1.0-5	6.0-44
Terrance Morris	DNP	-	DNP	-	-	1.0-8	-	2.0-12	-	3.0-20
Steven Cornellier	1.5-6	-	-	-	1.0-8	-	-	-	-	2.5-14
Miles Brown	-	-	-	1.0-3	-	1.0-9	-	-	-	2.0-12
Tyreik Lyles	0.5-1	-	1.0-14	-	-	-	-	-	-	1.5-15
Lincoln Stewart	1.0-11	-	-	-	-	-	-	-	-	1.0-11
Jireh Wilson	-	-	1.0-5	-	-	-	-	-	-	1.0-5
Dylan Young	-	-	-	1.0-6	-	-	-	-	-	1.0-6
Brandon Curtis	-	-	-	1.0-4	-	-	-	-	-	1.0-4
John Patterson	-	-	-	1.0-9	-	-	-	DNP	DNP	1.0-9
Datavious Wilson	-	-	-	-	-	1.0-4	-	-	-	1.0-4
JoJo Tillery	-	-	-	-	-	-	-	1.0-6	-	1.0-6

2016 GAME BY GAME DEFENSIVE STATISTICS

Tackles for Loss (TFL-Yards)

Player	TTU	MISS	JCSU	ETSU	SAM	WCU	CIT	MER	FUR	Total
Tyler Vaughn	2.0-18	-	1.0-12	1.0-4	1.0-5	1.0-3	0.5-1	1.0-4	3.0-8	10.5-55
Miles Brown	-	1.0-1	-	1.5-7	1.0-1	1.0-9	-	2.0-4	1.0-4	7.5-26
Terrance Morris	DNP	-	DNP	-	1.0-2	1.0-8	-	2.0-12	-	4.0-22
Steven Cornellier	2.0-7	-	-	-	1.0-8	-	-	-	1.0-1	4.0-16
Datavious Wilson	1.0-2	-	-	0.5-1	-	1.0-4	1.0-3	-	-	3.5-10
Jireh Wilson	-	-	2.0-10	-	1.0-2	-	-	-	-	3.0-11
Tyreik Lyles	0.5-1	-	1.0-14	1.0-2	-	-	-	-	-	2.5-17
John Patterson	-	1.0-1	0.5-0	1.0-9	-	-	-	DNP	DNP	2.5-10
Jaleel Green	-	-	-	-	-	-	0.5-0	1.0-3	1.0-1	2.5-4
Dylan Young	-	-	1.0-1	-	1.0-4	-	-	-	-	2.0-5
Lincoln Stewart	1.0-11	-	-	-	-	-	-	-	1.0-2	2.0-13
Brandon Curtis	-	-	1.0-6	1.0-4	-	-	DNP	DNP	-	2.0-10
Malik Rivera	-	-	-	-	-	-	1.0-2	1.0-1	DNP	2.0-3
JoJo Tillery	0.5-1	-	-	-	-	-	-	1.0-6	-	1.5-7
Colton Clemons	-	-	1.0-1	-	-	-	-	-	-	1.0-1
Daryl Vining	0.5-1	-	0.5-1	-	-	DNP	DNP	DNP	DNP	1.0-2
Boston Bryant	0.5-1	-	-	0.5-0	-	-	-	-	-	1.0-1
George Gbese	-	-	-	1.0-2	-	-	-	-	-	1.0-2
Billy Hinton	-	-	-	-	1.0-1	DNP	DNP	-	-	1.0-1
Dominique Lemon	-	-	-	-	-	-	1.0-4	-	-	1.0-4
Devin Watson	-	-	-	-	-	-	-	1.0-1	DNP	1.0-1
Mason Alstatt	-	-	-	-	-	-	-	0.5-4	-	0.5-4

Passes Broken Up (Interceptions -Yards)

Player	TTU	MISS	JCSU	ETSU	SAM	WCU	CIT	MER	FUR	Total
Devin Watson	1	-	1	-	-	3	1	1	DNP	6
Jaleel Green	1 (1-0)	-	-	-	-	2	1	1 (1-13)	1 (1-36)	6 (3-49)
George Gbese	1	1	-	1	-	3	-	-	-	6
Dominique Lemon	-	0 (1-0)	-	-	-	0 (1-16)	1	-	1	2 (2-16)
Nick Ward	-	-	1 (1-81t)	-	-	-	-	-	-	1 (1-81t)
Mason Alstatt	-	-	0 (1-54t)	-	-	-	-	-	-	0 (1-54t)
Tyreik Lyles	-	-	-	-	-	1	-	-	-	1
Dylan Young	-	-	-	-	-	-	0 (1-8)	0 (1-20)	-	0 (2-28)
Miles Brown	-	-	-	-	-	-	1	-	-	1
Malik Rivera	-	-	-	-	-	-	-	1	-	1

Fumbles Forced-Recovered (Yards)

Player	TTU	MISS	JCSU	ETSU	SAM	WCU	CIT	MER	FUR	Total
Jaleel Green	-	1-0	-	-	-	-	-	1-0	-	2-0
Datavious Wilson	-	-	-	-	-	1-1 (0)	-	-	-	1-1 (0)
Mason Alstatt	-	-	0-1 (0)	-	-	-	-	-	-	0-1 (0)
Mikel Horton	-	-	0-1 (0t)	-	-	-	-	-	-	0-1 (0t)
JoJo Tillery	-	-	1-0	-	-	-	-	-	0-1 (0)	1-1 (0)
Jireh Wilson	-	-	-	-	-	-	-	-	1-0	1-0
Chris Boudreaux	-	-	-	-	-	-	-	-	1-0	1-0
Boston Bryant	-	-	-	-	-	-	-	-	0-1 (0)	0-1 (0)
Dominique Lemon	-	-	-	-	-	-	-	-	0-1 (0)	0-1 (0)

2016 WOFFORD BOXSCORES

GAME ONE

WOFFORD 21, TENNESSEE TECH 7 THURSDAY, SEPTEMBER 1, 2016

COOKEVILLE, Tenn. — Wofford opened the season with a 21-7 win at Tennessee Tech on Thursday night at Tucker Stadium. The Golden Eagles scored first, but Terriers responded with three rushing touchdowns from quarterback Brad Butler.

Wofford was led by Will Gay with 116 yards on nine carries, while Lorenzo Long added 91 yards and Brad Butler had 85. The defense held Tennessee Tech to 257 total yards and had eight tackles for loss, including five sacks. The Golden Eagles were led by Brock McCain with seven catches for 94 yards.

The Golden Eagles began the game with an onside kick that was recovered by the kicker. After gaining a pair of first downs, the Terriers defense came up with a stop on fourth-and-one. The Wofford offense went three-and-out. TTU began their next drive at the Wofford 40-yard line. The Golden Eagles scored on a four-yard touchdown run by Kip Patton for a 7-0 lead with 6:22 left in the first quarter.

On the next drive by the Terriers, Brad Butler ran for a first down and threw to Nick Colvin for a first down. Will Gay picked up a first down on a 19-yard run, but a 42-yard field goal by David Marvin was wide right with seven seconds left in the first quarter. With the ball back, Wofford had first down runs by Blake Morgan and Lorenzo Long. Nick Colvin picked up a first down and then Brad Butler capped the drive with a 10-yard run. The point after was good and the score was tied at 7-7 with 7:37 left in the second quarter.

After a first down by the Golden Eagles, Lincoln Stewart had a sack for a loss of eleven yards. A TTU punt gave Wofford the ball back. Will Gay picked up a first down, but the Terriers had to punt. The Golden Eagles began a drive with two minutes left in the first half and gained two first downs before punting. Wofford had the ball back with 28 seconds remaining and Will Gay ran for a 34-yard first down. A 62-yard field goal try by David Marvin was wide right to end the first half.

The Golden Eagles had the ball to begin the second half. After four passing first downs, TTU was inside the 20-yard line. A roughing the passer call moved the ball to the eight-yard line. The Terriers defense held and TTU's 24-yard field goal attempt was wide left with 8:56 on the clock in the third quarter.

On the Terriers first drive of the second half, Will Gay gained 18 yards and Brad Butler went for 32 yards to move into TTU territory. Nick Colvin had a first down reception and then Brad Butler took it in from 7-yards out for a touchdown. Wofford had a 14-7 lead at 4:05 in the third quarter. The Golden Eagles then had two first downs, but a 46-yard field goal went wide left at 14:18 in the fourth quarter. The Terriers then had a 13 play drive that covered 71 yards and ended with Brad Butler running for a 21-yard touchdown. Wofford had a 21-7 lead with 7:06 left in the game. On the ensuing drive by the Golden Eagles, back-to-back sacks forced a fourth-and-17 when a long pass was intercepted at the five-yard line by Jaleel Green with 4:48 left in the game. Lorenzo Long and Will Gay added first downs as the Terriers were able to run out the clock.

WOFFORD	0	7	7	7	21
TTU	7	0	0	0	7

1st Quarter

TTU - Kip Patton 4 yd run (Madoniakick) 6:22

2nd Quarter

WOF - Brad Butler 10 yd run (David Marvin kick), 7:37

3rd Quarter

WOF - Brad Butler 7 yd run (David Marvin kick), 4:05

4th Quarter

WOF - Brad Butler 21 yd run (David Marvin kick), 7:06

	WOF	TTU
FIRST DOWNS	22	16
RUSHES-YARDS (NET)	54-346	24-41
PASSING YDS (NET)	42	216
Passes Att-Comp-Int	8-5-0	34-22-1
TOTAL OFFENSE PLAYS-YARDS	62-388	58-257
Fumble Returns-Yards	0-0	0-0
Punt Returns-Yards	0-0	0-0
Kickoff Returns-Yards	1-19	1-22
Interception Returns-Yards	1-0	0-0
Punts (Number-Avg)	2-43.0	3-35.3
Fumbles-Lost	0-0	0-0
Penalties-Yards	7-41	2-20
Possession Time	32:30	27:30
Third-Down Conversions	8 of 12	6 of 13
Fourth-Down Conversions	1 of 1	0 of 2
Red-Zone Scores-Chances	3-3	1-4
Sacks By: Number-Yards	5-36	0-0

RUSHING: Wofford-Gay 9-116; Long 19-91; Butler 11-85 (3 TD); Morgan 3-19; Windham 3-13; Colvin 3-11; Nelson 3-11; McAfee 2-1; TEAM 1-minus 1. TTU-Thaenrat 9-49; Patton 8-15; Birdsong 7-minus 23.

PASSING: Wofford-Butler 4-5-0-30; Goodson 1-3-0-12. TTU-Birdsong 22-34-1-216.

RECEIVING: Wofford-Colvin 2-20; Hill 2-17; Windham 1-5. TTU-McCoin 7-94; Byrd 5-49; Patton 4-12; Hicks 2-32; Thaenrat 2-19; Gates 1-10; Smith 1-0.

Attendance: 9066



GAME TWO

WOFFORD 13, #18 OLE MISS 38 SATURDAY, SEPTEMBER 10, 2016

OXFORD, Miss. — On Saturday afternoon, Wofford was defeated 38-13 by #18 Ole Miss at Vaught-Hemingway Stadium. The Rebels scored on their first five possessions of the game and held the Terriers to a field goal in the first half. Wofford scored twice in the fourth quarter, a touchdown and field goal, for the final margin. Wofford was led by Brad Butler with 59 rushing yards, including a touchdown, and 4-of-7 passing. For Ole Miss, Chad Kelly was 20-of-27 passing for 219 yards and three touchdowns.

The Rebels had the ball first and kicked a 40-yard field goal for a 3-0 lead just 1:57 into the contest. Wofford went three-and-out and punted on their opening drive. With the ball back, Ole Miss went on a 13-play drive that covered 81 yards and was capped by a five-yard touchdown pass from Chad Kelly to Markell Pack. The Rebels had a 10-0 lead with 7:11 left in the first quarter. On the second possession of the game for the Terriers, the team gained three first downs before a personal foul penalty drove the team back 15 yards and had to punt. The Rebels then went 92 yards in eleven plays and scored on a 10-yard touchdown pass from Chad Kelly to D.K. Metcalf for a 17-0 lead at 13:50 in the second quarter.

Wofford's next drive ended with a 29-yard field goal by David Marvin for a 17-3 score with 4:38 left in the first half. Wofford took 17 plays and used 9:07 to cover the 70 yards on the drive. Ole Miss used a six-yard touchdown pass from Chad Kelly to Quincy Adebeyejo to make it 24-3 with 1:36 remaining in the first half. Wofford had one first down by Brad Butler before a fourth-and-six was converted by Lorenzo Long for a first down to end the half.

To open the second half, the Terriers had a failed attempt on fourth-and-two gave the Rebels the ball back at 8:05 in the third quarter. Ole Miss drove 77 yards in eight plays and scored on a four-yard run by Jason Pellerin. The Rebels led 31-3 with 5:07 left in the third quarter. Both teams then went three-and-out and punted. Wofford picked up a first, but was forced to punt. The Rebels went three-and-out and punted back to the Terriers. A 17-yard touchdown run by Brad Butler made it 31-10 with 10:27 left in the game. The Rebels scored on a 12-yard pass from Jason Pellerin to A.J. Brown for a 38-10 lead at the 6:16 mark of the fourth quarter. On the next drive by the Terriers, David Marvin kicked a 50-yard field goal to end the drive and the score was 38-13 with 2:28 left on the clock. On the second play of the ensuing drive by the Rebels, Dominique Lemon picked off Jason Pellerin at the 29-yard line. However, Brandon Goodson fumbled a snap and Jordan Herbert recovered for Ole Miss. The Rebels ran two plays to exhaust the clock with a 38-13 final score.

WOFFORD	0	3	0	10	13
OLE MISS	10	14	7	7	38

1st Quarter

MISS - Gary Wunderlich 40 yd field goal, 13:03

MISS - Markell Pack 5 yd pass from Chad Kelly (Gary Wunderlich kick), 7:11

2nd Quarter

MISS - D.K. Metcalf 10 yd pass from Chad Kelly (Gary Wunderlich kick), 13:50

WOF - David Marvin 29 yd field goal, 4:38

MISS - Q. Adebeyejo 6 yd pass from Chad Kelly (Gary Wunderlich kick), 1:36

3rd Quarter

MISS - Jason Pellerin 3 yd run (Gary Wunderlich kick), 5:07

4th Quarter

WOF - Brad Butler 17 yd run (David Marvin kick), 10:27

MISS - Brad Butler 17 yd run (David Marvin kick), 6:16

WOF - A.J. Brown 12 yd pass from Jason Pellerin (Gary Wunderlich kick), 2:28

	WOF	MISS
FIRST DOWNS	18	22
RUSHES-YARDS (NET)	57-233	34-174
PASSING YDS (NET)	7	242
Passes Att-Comp-Int	9-5-0	30-22-1
TOTAL OFFENSE PLAYS-YARDS	66-305	64-416
Fumble Returns-Yards	0-0	0-0
Punt Returns-Yards	0-0	1-6
Kickoff Returns-Yards	4-64	2-88
Interception Returns-Yards	1-0	0-0
Punts (Number-Avg)	4-53.0	2-38.5
Fumbles-Lost	2-1	1-0
Penalties-Yards	2-25	2-25
Possession Time	35:26	24:34
Third-Down Conversions	6 of 16	10 of 13
Fourth-Down Conversions	2 of 3	0 of 0
Red-Zone Scores-Chances	2-2	5-5
Sacks By: Number-Yards	0-0	0-0

RUSHING: Wofford-Butler 12-59 (1 TD); Long 17-51; Martin 4-31; Windham 3-24; Gay 5-22; Morgan 4-14; McAfee 3-11; Nelson 4-11; Pace 2-10; Childress 1-3; Goodson 2-minus 3. Ole Miss-Judd 11-64; Brazley 4-39; Pellerin 6-27 (1 TD); Buford 3-18; Pennamon 6-13; Kelly 4-13.

PASSING: Wofford-Butler 4-7-0-40; Goodson 1-2-0-32. Ole Miss-Kelly 20-27-0-219; Pellerin 2-3-1-23.

RECEIVING: Wofford-Cleary 2-39; McAfee 1-19; Taylor 1-10; Colvin 1-4. Ole Miss-Stringfellow 5-40; Jefferson 4-31; Pack 3-46 (1 TD); Lodge 3-29; Ingram 2-43; Brown 2-15 (1 TD); Thurler 1-22; Metcalf 1-10 (1 TD); Adebeyejo 1-6 (1 TD).

Attendance: 64232

GAME THREE

WOFFORD 59, JOHNSON C. SMITH 0 SATURDAY, SEPTEMBER 17, 2016

SPARTANBURG, S.C. —Wofford defeated Johnson C. Smith 59-0 on Saturday afternoon at Gibbs Stadium. The Terriers started slow and had a 17-0 lead at the half before scoring 42 points in the second half, which included three defensive touchdowns. Wofford was led by Lorenzo Long with 127 rushing yards and three touchdowns, while Brad Butler was 10-of-12 passing for 124 yards and a touchdown. The Wofford defense held JCSU to 18 net rushing yards and had eight tackles for loss. For the Golden Bulls, Jordan Lane was 4-of-9 passing and Harold Herbin had 17 rushing yards on seven carries.

The Terriers had the ball first and gained one first down before having to punt. On the punt, the return was fumbled and recovered by Mason Alstatt giving Wofford the ball at the 13-yard line. The drive was capped by a 2-yard touchdown run by Lorenzo Long for a 7-0 lead. The Golden Bulls then gained a pair of first downs before having to punt. After a pair of first downs, the Terriers faced a fourth-and-five and the rush was short. JCSU then went three-and-out and punted.

In the second quarter, Lorenzo Long fumbled on the one yard line and the Golden Bulls recovered. A three-and-out forced a punt and Wofford took over at the 43-yard line. Lorenzo Long then went in from 24-yards out to give the Terriers a 14-0 lead with 4:50 left in the first half. The Golden Bulls had one first down before punting back to the Terriers with 2:26 left in the second quarter. David Marvin kicked a 38-yard field goal to give the Terriers a 17-0 lead at the half.

To open the second half, the Golden Bulls went three-and-out. Wofford started at the 38-yard line and Lorenzo Long took it in for a 16-yard touchdown. The Terriers had a 24-0 lead with 11:17 on the clock in the third quarter. On the first play on the ensuing drive by JCSU, a fumble was recovered by Mikel Horton in the endzone for a touchdown and a 31-0 lead at the 11:04 mark of the third quarter. On the next drive for JCSU, they went three-and-out and punted. A 13-yard touchdown reception by Chandler Gouger from Brad Butler for a 38-0 lead at 4:49 in the third quarter. The Golden Bulls used a 39-yard reception to move into Wofford territory. On fourth down, Nick Ward intercepted a pass and returned it 81-yards for a touchdown and a 45-0 lead less than a minute into the fourth quarter.

JCSU had another pass intercepted, this time Mason Alstatt returned it 54-yards for the touchdown as Wofford built a 52-0 lead. On the next drive by the Golden Bulls, they were forced to punt. Luke Childress ran the ball in for a 59-0 score with 7:30 left in the game. The Golden Bulls had a pair of first downs, but failed to convert a fourth-and-six and Wofford took over on downs. The Terriers gained one first down to run out the clock on the victory.

JOHNSON C. SMITH	0	0	0	0	0
WOFFORD	7	10	21	21	59

1st Quarter

WOF - Lorenzo Long 2 yd run (David Marvin kick), 11:46

2nd Quarter

WOF - Lorenzo Long 24 yd run (David Marvin kick), 4:50

WOF - David Marvin 38 yd field goal, 00:03

3rd Quarter

WOF - Lorenzo Long 16 yd run (David Marvin kick), 11:17

WOF - Mikel Horton 0 yd fumble recovery (David Marvin kick), 11:04

WOF - Chandler Gouger 13 yd pass from Brad Butler (David Marvin kick), 4:49

4th Quarter

WOF - Nick Ward 81 yd interception return (David Marvin kick), 14:12

WOF - Mason Alstatt 54 yd interception return (David Marvin kick), 12:18

WOF - Luke Childress 7 yd run (Luke Carter kick), 7:30

	JCSU	WOF
FIRST DOWNS	8	24
RUSHES-YARDS (NET)	31-18	45-330
PASSING YDS (NET)	84	152
Passes Att-Comp-Int	18-10-2	17-12-0
TOTAL OFFENSE PLAYS-YARDS	49-102	62-482
Fumble Returns-Yards	0-0	0-0
Punt Returns-Yards	1-7	4-12
Kickoff Returns-Yards	6-95	0-0
Interception Returns-Yards	0-0	2-135
Punts (Number-Avg)	7-44.7	1-51.0
Fumbles-Lost	2-2	4-1
Penalties-Yards	12-105	9-80
Possession Time	31:23	28:37
Third-Down Conversions	3 of 12	7 of 12
Fourth-Down Conversions	0 of 2	1 of 2
Red-Zone Scores-Chances	0-0	5-6
Sacks By: Number-Yards	0-0	2-26

RUSHING: JCSU-Herbin 7-17; Gambrell 11-16; Curtis 5-9; Binyard 2-5; Burrell 1-0; Lane 5-minus 29. Wofford - Long 13-127 (3 TD); Gay 5-79; Morgan 1-47; Childress 6-19 (1 TD); Pace 1-18; McPherson 2-16; Windham 1-14; Colvin 4-9; McAfee 4-7; Martin 1-0; Goodson 1-0; Butler 6-minus 6.

PASSING: JCSU-Lane 4-9-0-22; Herbin 6-9-2-62. Wofford - Butler 10-12-0-124; Goodson 2-5-0-28.

RECEIVING: JCSU-Berry 2-39; Yuille 2-5; Carter 2-1; Holmes 1-17; Binyard 1-9; Gambrell 1-7; Caldwell 1-6. Wofford - Gouger 3-49 (1 TD); Hill 3-26; Lindsey 2-35; Motes 2-14; Colvin 1-25; Cleary 1-3.

Attendance: 5,417

GAME FOUR
ETSU 0, WOFFORD 31
SATURDAY, SEPTEMBER 24, 2016

SPARTANBURG, S.C. – Wofford opened Southern Conference play with a 31-0 win over East Tennessee State on Saturday afternoon at Gibbs Stadium. The Terriers scored touchdowns on their first two drives of the game and the defense held the Bucs to only 76 yards of total offense and recorded nine tackles for loss in the contest for the win.

Wofford moves to 3-1 on the season and 1-0 in the Southern Conference, while ETSU is 2-1 and 1-1 in the league. Wofford was led by Lorenzo Long with 156 yards on 19 carries with two touchdowns. Andre Stoddard added two touchdowns, while the offense had 350 rushing yards. The Bucs were led by Austin Herink with 80 yards on 14-of-22 passing.

The Terriers had the ball first and after four first downs Andre Stoddard capped the drive with a five-yard touchdown run. Wofford was up 7-0 at the 9:15 mark of the first quarter and then the Bucs went three-and-out and punted. On the next drive by the Terriers, they gained four first downs to move into the red zone. On fourth-and-one from the five, Andre Stoddard ran it up the middle for a touchdown and Wofford had a 14-0 lead with 2:43 left in the first quarter. The Bucs gained one first down before punting back to the Terriers a minute into the second quarter.

Wofford had a long touchdown run by Brandon Goodson called back by penalty and the Terriers had to punt. On third down for the Bucs, John Patterson sacked Austin Herink and forced a punt. Wofford then went three-and-out and punted, with ETSU taking over at the ten-yard line with 7:28 left in the first half. They were able to gain one first down before punting. Wofford picked up three first downs, but a 45-yard field goal attempt by David Marvin was wide left with 1:02 on the clock in the half. ETSU ran out the clock to end the first half.

To begin the second half, the Bucs went three-and-out and punted after back-to-back sacks. Wofford converted a fourth-and-one on a run by Lorenzo Long, then he went 37-yards for a touchdown. The Terriers led 21-0 at 9:54 in the third quarter. ETSU gained a pair of first downs before punting back to the Terriers three minutes later.

On third-and-one for the Bucs, Tyler Vaughn had a tackle for loss that forced a punt. Hunter Windham had a 30-yard run and then the Terriers were faced with a fourth-and-one. Lorenzo Long went right up the middle for a 13-yard touchdown as Wofford increased the lead to 28-0 with 14:25 left in the fourth quarter. After another three-and-out by the Bucs, Wofford took over after a punt. Joe Newman entered the game at quarterback and after one first down was faced with a fourth-and-four. Newman gained six yards on the run for a first down. After another first down before David Marvin added a 34-yard field goal for a 31-0 lead at the 4:35 mark of the fourth quarter.

The Bucs went three-and-out again and punting back to the Terriers. Joe Newman was able to gain one first down and run out the clock on the 31-0 win.

ETSU	0	0	0	0	0
WOFFORD	14	0	7	10	31

1st Quarter

WOF - Andre Stoddard 5 yd run (David Marvin kick), 9:15
 WOF - Andre Stoddard 4 yd run (David Marvin kick), 2:43

3rd Quarter

WOF - Lorenzo Long 37 yd run (David Marvin kick), 9:54

4th Quarter

WOF - Lorenzo Long 13 yd run (David Marvin kick), 14:25
 WOF - David Marvin 34 yd field goal, 4:35

	ETSU	WOF
FIRST DOWNS	5	21
RUSHES-YARDS (NET)	19-7	69-350
PASSING YDS (NET)	83	14
Passes Att-Comp-Int	23-15-0	6-3-0
TOTAL OFFENSE PLAYS-YARDS	42-76	75-364
Fumble Returns-Yards	0-0	0-0
Punt Returns-Yards	1-0	5-26
Kickoff Returns-Yards	3-43	1-11
Interception Returns-Yards	0-0	0-0
Punts (Number-Avg)	9-34.8	3-42.7
Fumbles-Lost	0-0	0-0
Penalties-Yards	1-5	3-33
Possession Time	20:28	39:32
Third-Down Conversions	4 of 13	5 of 15
Fourth-Down Conversions	0 of 0	4 of 5
Red-Zone Scores-Chances	0-0	4-4
Sacks By: Number-Yards	1-4	4-22

RUSHING: ETSU-Thompson 3-8; Stinson 8-7; Lee 1-2; Smith 2-0; Sexton 1-minus 4; Herink 4-minus 20. Wofford-Long 19-156 (2 TD); Stoddard 12-44 (2 TD); Windham 4-36; Newman 5-30; McAfee 2-25; Gay 6-20; Childress 5-12; Colvin 2-10; Butler 1-8; Cleary 1-5; Goodson 8-3; Pace 1-2; McPherson 1-1; Morgan 1-minus 1; TEAM 1-minus 1.

PASSING: ETSU-Herink 14-22-0-80; Sexton 1-1-0-3. Wofford-Goodson 0-2-0-0; Butler 2-2-0-13; Newman 1-2-0-1.

RECEIVING: ETSU- Ponchillia 3-15; Dockery 2-13; Lowe 2-7; Wike 2-5; Powell 1-15; Kelley 1-9; Hill 1-8; Stinson 1-5; Coffee 1-3; Styles 1-3. Wofford-Gouger 1-9; Motes 1-4; Cleary 1-1.

Attendance: 7,316

GAME FIVE
WOFFORD 26, SAMFORD 28
SATURDAY, OCTOBER 1, 2016

BIRMINGHAM, Ala. – Wofford could not overcome penalties in a 28-26 loss at Samford on Saturday afternoon at Seibert Stadium. The Terriers committed a season high ten penalties, while the Bulldog offense scored four passing touchdowns.

Wofford moves to 3-2 on the season and 1-1 in the Southern Conference, while Samford is 3-1 and 1-1 in the league. Wofford was led by Lorenzo Long with 117 rushing yards and two rushing touchdowns, while Will Gay had 81 receiving yards on three catches. The Bulldogs were led by Devlin Hodges who was 28-of-32 passing for 315 yards and four touchdowns.

The Bulldogs went three-and-out and punted on the opening drive. Wofford faced a fourth-and-two and failed to convert, giving Samford the ball at the 28-yard line. Samford scored on a two-yard touchdown pass to Karel Hamilton for a 7-0 lead at 11:31 in the first quarter. With the ball back, Will Gay scored on an eight-yard run to tie the game at 7-7 with 6:33 left in the first quarter.

After a first down, the Bulldogs punted back to the Terriers. Wofford and Samford both went three-and-out and traded punts. David Marvin kicked a 48-yard field goal for a 10-7 lead with 13:14 on the clock in the second quarter. Samford then capped a drive when Andrew Harris caught a 23-yard touchdown pass from Devlin Hodges. The Bulldogs had a 14-10 lead with 11:35 left in the second quarter. Wofford gained a first down before back-to-back false starts on the offense forced a punt. Samford added a touchdown on a 51-yard reception by Karel Hamilton to take a 21-0 lead with 6:52 remaining in the first half. The Terriers then scored with a one-yard run by Lorenzo Long to cut the lead to 21-17 with 13 seconds left. Samford ran one play to end the first half.

To begin the second half, Wofford converted a fourth-and-one and then Will Gay caught a 47-yard pass from Brandon Goodson. David Marvin hit a 34-yard field goal with 10:26 on the clock in the third quarter to make it a 21-20 game. The teams traded punts and then the Bulldogs had a 51-yard field goal try by the team that was short with 1:39 left in the third quarter. On a fourth-and-one, Lorenzo Long gained two yards for the first down. An offensive pass interference call erased a long catch by Will Gay and the Terriers had to punt.

The teams traded punts again. With the ball back, a fade pass caught by Emmanuel Obajimi for a 13-yard touchdown gave Samford a 28-20 lead with 5:05 left in the game. Will Gay gained 25 yards on a pass play and added 15 yards on a roughing the passer call. Lorenzo Long capped the drive with a 16-yard touchdown run. The two-point conversion pass was tipped at the line and Wofford trailed 28-26 with 3:24 left.

The Bulldogs converted a third down with 2:25 remaining, but had to punt back to the Terriers who took over at the 29-yard line with 14 seconds on the clock. After an incomplete pass, Brandon Goodson was sacked while scrambling on the final play.

WOFFORD	7	10	3	6	26
SAMFORD	7	14	0	7	28

1st Quarter

SAM- Karel Hamilton 2 yd pass from Devlin Hodges (Reece Everett kick), 11:31
 WOF - Will Gay 7 yd run (David Marvin kick), 6:33

2nd Quarter

WOF - David Marvin 48 yd field goal, 13:14
 SAM- Andrew Harris 23 yd pass from Devlin Hodges (Reece Everett kick), 11:35
 SAM - Karel Hamilton 51 yd pass from Devlin Hodges (Reece Everett kick), 6:52
 WOF - Lorenzo Long 1 yd run (David Marvin kick), 00:13

3rd Quarter

WOF - David Marvin 34 yd field goal, 10:26

4th Quarter

SAM - E. Obajimi 13 yd pass from Devlin Hodges (Reece Everett kick), 5:05
 WOF - Lorenzo Long 16 yd run (Brandon Goodson pass intcpt), 3:24

	WOF	SAM
FIRST DOWNS	20	17
RUSHES-YARDS (NET)	62-291	22-30
PASSING YDS (NET)	108	315
Passes Att-Comp-Int	13-7-0	32-28-0
TOTAL OFFENSE PLAYS-YARDS	75-399	54-345
Fumble Returns-Yards	0-0	0-0
Punt Returns-Yards	1-1	3-9
Kickoff Returns-Yards	3-59	3-48
Interception Returns-Yards	0-0	0-0
Punts (Number-Avg)	5-40.0	6-41.0
Fumbles-Lost	1-0	0-0
Penalties-Yards	11-111	9-70
Possession Time	38:35	21:25
Third-Down Conversions	9 of 18	4 of 12
Fourth-Down Conversions	2 of 3	0 of 0
Red-Zone Scores-Chances	5-5	2-2
Sacks By: Number-Yards	2-13	1-16

RUSHING: Wofford-Lorenzo Long 26-117 (2 TD); Pace 7-49; Goodson 7-38; McAfee 4-24; Stoddard 3-20; Gay 9-19 (1 TD); Nelson 2-8; Cleary 1-8; Windham 2-5; Martin 1-3. Samford-Adams 6-21; Marshall 3-11; Curry 4-7; Harris 1-minus 4; Hodges 8-minus 5.

PASSING: Wofford-Goodson 7-13-0-108. Samford-Hodges 28-32-0-315.

RECEIVING: Wofford-Gay 3-81; Gouger 3-26; Taylor 1-1. Samford-Obajimi 8-101 (1 TD); Hamilton 8-87 (2 TD); Miller 4-46; Adams 3-40; Harris 3-28 (1 TD); Schmitt 2-13.

Attendance: 8509

GAME SIX
WOFFORD 31, WESTERN CAROLINA 19
SATURDAY, OCTOBER 8, 2016

CULLOWHEE, N.C. – The Wofford College football team defeated Western Carolina 31-19 on Saturday night at E.J. Whitmore Stadium. The Catamounts made it a five point game in the fourth quarter, but the Terriers answered with a 14-play touchdown drive that used over eight minutes. A forced fumble and recovery by Datavious Wilson enabled the Terriers to run out the clock.

Wofford moves to 4-2 on the season and 2-1 in the Southern Conference, while Western Carolina is 1-4 and 0-3 in the league. Wofford was led by Lorenzo Long with 135 rushing yards and two touchdowns. The Catamounts were led by Terryon Robinson with 99 receiving yards and a pair of touchdowns.

The Catamounts had the ball to open the game and an 11-yard touchdown pass from Tyrion Adams to Terryon Robinson ended the drive. The PAT was missed, giving the Catamounts a 6-0 lead at the 12:27 mark of the first quarter. Wofford gained one first down before having to punt. The Catamount went three-and-out. The Terriers gained one first down and then faced a fourth-and-two. A touchdown pass was called back due to an illegal man downfield. David Marvin ended the drive with a school-record 57-yard field goal to cut the lead to 6-3 at 4:52. With the ball back, the Catamounts settled for a 38-yard field goal and a 9-3 lead with 29 seconds left in the first quarter.

The Terriers took over and Cole Cleary went 35-yards down the far sideline for a touchdown. On the next drive by the Catamounts, Dominique Lemon picked off Tyrion Adams and returned it to the 38-yard line. Andre Stoddard scored from three yards out to give Wofford a 17-9 lead at 6:15 in the second quarter. Western Carolina gained one first down before punting back to the Terriers, but then Wofford went three-and-out and punted. On the ensuing drive by the Catamounts, a tackle for loss by Tyler Vaughn and a sack by Terrance Morris forced a three-and-out and punt. Wofford was faced with a fourth-and-one, but a penalty ended the first half.

Wofford began the second half with the ball and had a ten-play drive capped by a Lorenzo Long touchdown from six yards out to give the Terriers a 24-9 lead at 9:11 in the third quarter. The Catamounts went three-and-out and punted on their first drive of the second half, but the Terriers followed with a three-and-out.

The Catamounts had an eight-yard touchdown pass to Terryon Robinson that made it a 24-16 game with 3:39 left in the third quarter. With the ball back Wofford gained a first down before punting. The Catamounts put together a 12-play drive that ended with a 27-yard field goal to cut the Wofford lead to 24-19 with 12:00 on the clock in the fourth quarter.

With the ball back, Lorenzo Long capped the 14-play drive with a three-yard touchdown for a 31-19 lead with 3:36 remaining. A long kickoff return gave the Catamounts the ball at midfield. A fumble was forced and recovered by Datavious Wilson and Wofford took over at the 31-yard line with 1:54 left in the game. Lorenzo Long added pair of first downs as Wofford was able to run out the clock on the win.

WOFFORD	3	14	7	7	31
WCU	9	0	7	3	19

1st Quarter

WCU - T. Robinson 11 yd pass from Tyrion Adams (Logan Howard kick failed), 12:27
 WOF - David Marvin 57 yd field goal, 4:52
 WCU - Logan Howard 38 yd field goal, 00:29

2nd Quarter

WOF - Cole Cleary 35 yd run (David Marvin kick), 10:56
 WOF - Andre Stoddard 3 yd run (David Marvin kick), 6:15

3rd Quarter

WOF - Lorenzo Long 6 yd run (David Marvin kick), 9:11
 WCU - T. Robinson 8 yd pass from Tyrion Adams (Logan Howard kick), 3:39

4th Quarter

WCU - Logan Howard 27 yd field goal, 12:00
 WOF - Lorenzo Long 3 yd run (David Marvin kick), 3:36

	WOF	WCU
FIRST DOWNS	19	19
RUSHES-YARDS (NET)	64-322	18-46
PASSING YDS (NET)	38	285
Passes Att-Comp-Int	7-4-0	48-31-1
TOTAL OFFENSE PLAYS-YARDS	71-360	66-331
Fumble Returns-Yards	0-0	0-0
Punt Returns-Yards	1-4	1-2
Kickoff Returns-Yards	4-73	2-70
Interception Returns-Yards	1-16	0-0
Punts (Number-Avg)	4-53.5	4-39.0
Fumbles-Lost	2-0	1-1
Penalties-Yards	6-40	5-35
Possession Time	39:01	20:59
Third-Down Conversions	7 of 15	6 of 14
Fourth-Down Conversions	2 of 2	1 of 1
Red-Zone Scores-Chances	3-3	3-3
Sacks By: Number-Yards	2-17	0-0

RUSHING: Wofford - Long 25-135 (2 TD); Cleary 2-70 (1 TD); Gay 6-26; Windham 4-24; Stoddard 5-21 (1 TD); Nelson 5-19; McAfee 5-18; Colvin 1-10; Pace 2-6; Martin 2-4; Goodson 4-minus 1; TEAM 3-minus 10. WCU - Newsome 9-42; Adams 8-3; Holloway 1-1.

PASSING: Wofford-Goodson 4-7-0-38. WCU - Adams 31-48-1-285.

RECEIVING: Wofford-Gay 1-19; Taylor 1-9; Hill 1-6; Gouger 1-4. WCU - T. Robinson 15-99 (2 TD); S. Robinson 5-87; Newsome 5-44; Swan 4-43; Helms 1-7; Mathis 1-5.

Attendance: 9457



GAME TEN AT CHATTANOOGA

GAME SEVEN
#5 THE CITADEL 24, WOFFORD 21 (OT)
SATURDAY, OCTOBER 22, 2016

SPARTANBURG, S.C. - Wofford was defeated 24-21 in overtime on Saturday afternoon at Gibbs Stadium. With the game tied at the end of regulation, the Bulldogs scored a field goal to open the overtime period. The Terriers gained a first down, but fumbled and the ball was recovered by The Citadel to win the game.

Wofford moves to 4-3 on the season and 2-2 in the Southern Conference, while #5 The Citadel is 7-0 and 5-0 in the league. The Terriers led the Bulldogs in almost every statistical category, but could not overcome four turnovers in the contest. Lorenzo Long had 103 rushing yards for the Terriers, while Tyler Renew led the Bulldogs with 84 rushing yards.

Both teams punted on their first two possessions of the game. Chase Nelson capped the Terriers' third drive with a one-yard touchdown and Wofford had a 7-0 lead with 2:30 left in the first quarter. The Bulldogs went three-and-out and punted, but the punt was blocked by Terrance Morris and the ball was recovered by Armani Helligar at the 19-yard line. Wofford had one first down, but a fumble was recovered by the Bulldogs at the six-yard line. The Citadel had one first down before punting back to the Terriers with 12:01 on the clock in the second quarter.

Wofford punted after a three-and-out and the Bulldogs used a 36-yard reception to move the ball across midfield. A personal foul call on third down forced The Citadel to punt and Wofford took over at the four-yard line. Will Gay had a rushing first down, but Wofford had to punt with 2:16 left in the first half. After a first down, Dylan Young picked off a pass with 37 seconds left. David Marvin hit a 41-yard field goal to end the first half with a 10-0 lead.

The Citadel and Wofford both punted to begin the second half. The Citadel went three-and-out and Wofford took over near midfield. After a first down by penalty, Wofford ended the drive with a 39-yard field goal by David Marvin. The Terriers lead was 13-0 with 6:46 left in the third quarter. The Bulldogs gained three first downs on their next drive. On fourth-and-two, Reggie Williams went 34-yards for a touchdown to cut the lead to 13-7 with 1:33 on the clock in the third quarter. The Terriers fumbled on their first play from scrimmage and it was recovered by the Bulldogs at the 16-yard line. They had fourth-and-goal from the one and Dominique Allen scored up the middle to give the Bulldogs a 14-13 lead with 12:55 left in the fourth quarter.

On the next drive by the Terriers, Lennox McAfee scored from 16-yards out and a pass to Chandler Gouger for the two-point conversion was good for a 21-14 lead with 8:09 left in the fourth quarter. The Bulldogs went three-and-out and punted. A pitch by Brandon Goodson was intercepted by Kaiik Williams and returned 13-yards for a touchdown. The PAT tied the game at 21 with 5:57 left in the fourth quarter.

With the ball back, a 49-yard field goal attempt into the wind was blocked with 1:10 on the clock. A three-and-out and punt gave Wofford the ball with seven seconds left. The Terriers took a knee to send the game to overtime.

The Citadel had the ball first and on a field goal attempt, Wofford was offside and the Bulldogs had a first down. A 21-yard field goal was good and The Citadel had a 24-21 lead. Lorenzo Long ran for a first down on the first play for the Terriers, but a fumble by Will Gay was recovered by Joe Crochet to give The Citadel the victory.

THE CITADEL	0	0	7	14	3	24
WOFFORD	7	3	3	8	0	21

- 1st Quarter**
WCU - Chase Nelson 1 yd run (David Marvin kick), 2:30
- 2nd Quarter**
WOF - David Marvin 41 yd field goal, 0:00
- 3rd Quarter**
WOF - David Marvin 39 yd field goal, 6:46
CIT - Reggie Williams 34 yd run (Cody Clark kick), 1:33
- 4th Quarter**
CIT - Dominique Allen 1 yd run (Cody Clark kick), 12:55
WOF - Lennox McAfee 16 yd run (Gouger pass from Goodson), 8:09
CIT - Kaiik Williams 13 yd interception return (Cody Clark kick), 5:57
- Overtime**
CIT - Cody Clark 21 yd field goal

	CIT	WOF
FIRST DOWNS	11	18
RUSHES-YARDS (NET)	51-190	60-299
PASSING YDS (NET)	50	44
Passes Att-Comp-Int	14-3-1	7-4-1
TOTAL OFFENSE PLAYS-YARDS	65-240	67-343
Fumble Returns-Yards	1-8	0-0
Punt Returns-Yards	2-0	1-9
Kickoff Returns-Yards	2-26	1-25
Interception Returns-Yards	1-13	1-8
Punts (Number-Avg)	9-42.0	5-49.6
Fumbles-Lost	0-0	3-3
Penalties-Yards	3-35	2-15
Possession Time	27:16	32:44
Third-Down Conversions	5 of 17	4 of 12
Fourth-Down Conversions	2 of 2	0 of 0
Red-Zone Scores-Chances	2-2	2-4
Sacks By: Number-Yards	0-0	0-0

RUSHING: The Citadel-Renew 23-84; Williams 7-44 (1 TD); Jackson 8-21; Johnson 4-20; Allen 8-14 (1 TD); Jordan 1-7; Wofford-Long 19-103; McAfee 9-63 (1 TD); Goodson 8-48; Gay 8-47; Newman 1-19; Windham 3-10; Colvin 3-10; Stoddard 3-4; Martin 1-1; Nelson 3-1; TEAM 1-minus 1; Cleary 1-minus 6.
PASSING: The Citadel-Allen 3-14-1-50. Wofford-Goodson 4-7-1-44.
RECEIVING: The Citadel-Brown 3-50. Wofford-Morgan 1-20; Hill 1-12; Gouger 1-8; Taylor 1-4.
Attendance: 11,102

GAME EIGHT
MERCER 21, WOFFORD 31
SATURDAY, OCTOBER 29, 2016

SPARTANBURG, S.C. - On Saturday afternoon, Wofford earned a 31-21 victory over Mercer at Gibbs Stadium. The Terriers took a 24-7 lead in the third quarter after a blocked punt recovery for touchdown by David Howerton and a field goal by David Marvin, but the Bears battled back in the fourth quarter to make it a close contest.

Wofford moves to 5-3 on the season and 3-2 in the Southern Conference, Mercer is 4-4 and 2-3 in the league. The Terriers were led by Lorenzo Long with 108 rushing yards and two touchdowns. The Bears were led by John Russ, who was 30-of-45 passing for 271 yards and three touchdowns.

The Terriers had the ball first and gained one first down before punting. Mercer took over at the two-yard line and gained one first down before a sack on third down forced a punt. The Terriers were stopped on fourth-and-one, giving Mercer the ball at the 46-yard line. After two first downs, John Russ was intercepted by Jaleel Green. The Terriers were unable to move the ball and punted.

The Bears had a first down, but a sack by Terrance Morris and a penalty forced a punt. The snap was dropped and Wofford took over just across midfield. After a couple first downs, Lorenzo Long scored from one yard out to give Wofford a 7-0 lead with 7:36 left in the second quarter. A 40-yard field goal attempt by Mercer was wide right and Wofford took over with 3:38 left in the half. A 60-yard completion by Brandon Goodson to Chandler Gouger moved the ball inside the five-yard line. Lorenzo Long went in from three yards and Wofford had a 14-0 lead with 1:23 on the clock. Mercer moved down the field and scored on a five-yard pass to Chandler Curtis with 12 seconds left remaining in the half.

Both teams went three-and-out and punted to open the second half. Mercer added a three-and-out, but the punt was blocked by David Howerton and he recovered the ball in the end zone for a touchdown. Wofford had a 21-7 lead with 11:19 left in the third quarter. On the next possession by the Bears, they had one first down before punting. With the ball back, David Marvin added a 33-yard field goal for a 24-7 lead at the 4:36 mark of the third quarter.

Mercer had a first down, plus a penalty, and then added a 38-yard reception to move inside the 10. A touchdown catch by Marquise Irvin cut the lead to 24-14 at the 3:42 mark of the third quarter. Wofford got the ball back and moved down the field with passes to R.J. Taylor and Will Gay, and a first down by Lorenzo Long. On fourth-and-one from the six, the keeper by Brandon Goodson was a couple inches short. Mercer took over, but failed to convert on a fourth-and-one and Wofford took over at the 32-yard line.

After several penalties by the Terriers, a roughing the passer call gave Wofford a first down. A pass to R.J. Taylor picked up a first down and on fourth-and-one from the nine, Lorenzo Long gained just enough for the first down. Chase Nelson scored from one-yard out to give the Terriers a 31-14 lead with 6:39 remaining in the game. Mercer scored on a 10-yard pass to Marquise Irvin to cut the lead to 31-21 in four plays and 36 seconds. The Bears attempted an on-side kick, but it was recovered by the Terriers. Working with a short field, Wofford had three first downs but were stopped on fourth-and-long. Mercer took over on downs with 1:36 left in the game at the 18-yard line. John Russ was intercepted by Dylan Young and he returned it to the three-yard line. Wofford took a knee twice to end the game.

MERCER	0	7	7	7	21
WOFFORD	0	14	10	7	31

- 2nd Quarter**
WOF - Lorenzo Long 1 yd run (David Marvin kick), 7:36
WOF - Lorenzo Long 3 yd run (David Marvin kick), 1:23
MER - Chandler Curtis 5 yd pass from John Russ (Cole Fisher kick), 00:12
- 3rd Quarter**
WOF - David Howerton 0 yd blocked punt return (David Marvin kick), 11:19
WOF - David Marvin 33 yd field goal, 4:36
MER - Marquise Irvin 10 yd pass from John Russ (Cole Fisher kick), 3:42
- 4th Quarter**
WOF - Chase Nelson 1 yd run (David Marvin kick), 6:39
MER - Marquise Irvin 10 yd pass from John Russ (Cole Fisher kick), 6:03

	MER	WOF
FIRST DOWNS	20	19
RUSHES-YARDS (NET)	26-48	60-205
PASSING YDS (NET)	271	133
Passes Att-Comp-Int	45-30-2	11-6-0
TOTAL OFFENSE PLAYS-YARDS	71-319	71-338
Fumble Returns-Yards	0-0	0-0
Punt Returns-Yards	2-2	2-30
Kickoff Returns-Yards	1-25	4-61
Interception Returns-Yards	0-0	2-33
Punts (Number-Avg)	4-31.2	3-45.7
Fumbles-Lost	1-0	0-0
Penalties-Yards	8-89	10-128
Possession Time	23:44	36:16
Third-Down Conversions	7 of 15	4 of 13
Fourth-Down Conversions	1 of 3	2 of 5
Red-Zone Scores-Chances	3-5	4-7
Sacks By: Number-Yards	0-0	4-22

RUSHING: Mercer-Usher 8-27; Trammell 8-14; Russ 7-9; Curtis 1-5; Kleckley 1-0; Zielenske 1-minus 7. Wofford-Long 27-108 (2 TD); McAfee 5-40; Goodson 6-20; Gay 4-16; Pace 3-10; Nelson 2-7 (91 TD); Stoddard 2-6; Windham 2-6; Morgan 1-1; Colvin 3-0; TEAM 2-minus 2; Martin 3-minus 7.
PASSING: Mercer-Russ 30-45-2-271. Wofford-Goodson 5-10-0-112; Cleary 1-1-0-21.
RECEIVING: Mercer-Irvin 12-143 (2 TD); Curtis 6-60 (1 TD); Walker 5-31; Jones 4-4; Brock 1-25; Kleckley 1-6; Usher 1-2. Wofford-Gouger 2-79; Taylor 2-31; Gay 1-21; Morgan 1-2.
Attendance: 6,190

GAME NINE
WOFFORD 34, FURMAN 27
SATURDAY, NOVEMBER 5, 2016

GREENVILLE, S.C. - Wofford scored a touchdown with less than a minute remaining to defeat Furman 34-27 on Saturday at Paladin Stadium. The Terriers had the lead at the half, but the Paladins scored 14 unanswered in the third quarter to take the lead. Touchdowns by Brandon Goodson and Lorenzo Long in the fourth quarter gave Wofford the win.

Wofford moves to 6-3 on the season and 4-2 in the Southern Conference. Furman is 2-7 overall and 2-5 in the league. The Terriers were led by Brandon Goodson with 121 rushing yards and two touchdowns, along with a 3-of-4 passing day for 66 yards and a touchdown. David Marvin made field goals from 54 and 57 yards in the game. Furman was led by Reese Hannon with 305 passing yards as he was 27-of-40 on the day with one interception.

The Paladins and Terriers both went three and out and punted on their opening possessions. Antonio Wilcox scored from there to give Furman a 6-0 lead after the extra point was missed with 9:38 on the clock. On the first play of the next drive by Wofford, a Lorenzo Long fumble was recovered by Carl Rider and Furman took over at the 15-yard line. A sack by Tyler Vaughn forced a 38-yard field goal attempt. The attempt was blocked by Jaleel Green and Wofford took over at the 21-yard line.

The Terriers went three-and-out. A fumble by Antonio Wilcox was forced by Chris Boudreaux and recovered by Jojo Tillery. On third down, Brandon Goodson went 64-yards down the far sideline for a touchdown. Wofford had a 7-6 lead at 2:50 in the first quarter. The Paladins went three-and-out and punted. With the ball back, David Marvin hit a 54-yard field goal for a 10-6 lead at the 10:30 mark of the second quarter.

A three-and-out by the Paladins gave Wofford the ball at the 41-yard line, but a fumble by Chris Martin was recovered by Bryan Okeh and the Paladins took over at the 50. Duncan Fletcher caught a 10-yard pass for a touchdown as Furman had a 13-10 lead with 1:25 left in the half. A little trickery in the backfield led to Brandon Goodson finding a wide open Chandler Gouger for a 14-yard touchdown. Wofford had a 17-13 lead with 23 seconds left in the half. Furman fumbled and the ball was recovered by Boston Bryant. With three seconds left, David Marvin attempted a 57 yard field goal that just cleared the crossbar for a 20-13 lead at the break.

The Terriers opened the second half with the ball and gained one first down before punting. Furman had a 14-yard touchdown pass to Thomas Gordon as they tied the game at 20 with 6:10 left in the third quarter. Wofford went three-and-out, but the snap was fumbled and Furman recovered at the five yard line. On the next play, Antonio Wilcox gave the Paladins a 27-20 lead with 3:56 left in the third.

A 33-yard touchdown run by Brandon Goodson tied the game at 27 with 14:17 on the clock in the fourth quarter. Jaleel Green picked off Reese Hannon in the end zone and returned it to the 36-yard line. The Terriers went three-and-out and punted back to the Paladins. Furman was forced three-and-out. With the ball back, a 33-yard pass reception by Will Gay moved the ball to the 7. Lorenzo Long went seven yards up the middle for a touchdown and Wofford led 34-27 with 49 seconds left. The Paladins had one first down, but time ran out as Dominique Lemon recovered a fumble on the final play of the game.

WOFFORD	7	13	0	14	34
FURMAN	6	7	14	0	27

- First Quarter**
FUR - Antonio Wilcox 1 yd run (Hollingsworth kick failed), 9:38
WOF - Brandon Goodson 64 yd run (David Marvin kick), 2:50
- 2nd Quarter**
WOF - David Marvin 54 yd field goal, 10:30
FUR - Duncan Fletcher 10 yd pass from Reese Hannon (Hollingsworth kick), 1:25
WOF - Chandler Gouger 14 yd pass from Brandon Goodson (David Marvin kick), 0:23
WOF - David Marvin 57 yd field goal, 0:00
- 3rd Quarter**
FUR - Thomas Gordon 14 yd pass from Reese Hannon (Hollingsworth kick), 6:10
FUR - Antonio Wilcox 5 yd run (Hollingsworth kick), 3:56
- 4th Quarter**
WOF - Brandon Goodson 33 yd run (David Marvin kick), 14:17
WOF - Lorenzo Long 7 yd run (David Marvin kick), 0:49

	WOF	FUR
FIRST DOWNS	14	19
RUSHES-YARDS (NET)	54-306	24-65
PASSING YDS (NET)	66	305
Passes Att-Comp-Int	4-3-0	40-27-1
TOTAL OFFENSE PLAYS-YARDS	58-372	64-370
Fumble Returns-Yards	0-0	2-20
Punt Returns-Yards	0-0	2-13
Kickoff Returns-Yards	3-59	4-61
Interception Returns-Yards	1-36	0-0
Punts (Number-Avg)	4-43.8	4-45.5
Fumbles-Lost	3-3	3-3
Penalties-Yards	4-45	6-55
Possession Time	29:58	30:02
Third-Down Conversions	5 of 14	9 of 15
Fourth-Down Conversions	3 of 4	0 of 0
Red-Zone Scores-Chances	2-2	4-6
Sacks By: Number-Yards	1-5	0-0

RUSHING: Wofford - Goodson 8-121 (2 TD); Long 21-72 (91 TD); Gay 6-70; Windham 2-21; McAfee 6-18; Pace 2-6; Stoddard 3-5; Nelson 2-5; Martin 1-4; Taylor 1-2; Colvin 1-minus 2; Marvin 1-minus 16. Furman - Wilcox 11-48 (2 TD); Hannon 6-9; Hayes III 7-8.
PASSING: Wofford-Goodson 3-4-0-66. Furman-Hannon 27-40-1-305.
RECEIVING: Wofford-Gay 1-33; Windham 1-19; Gouger 1-14 (1 TD). Furman-Suttles 5-53; Wilcox 5-29; Gordon 4-47 (1 TD); Schumpert 3-73; Hayes III 3-25; Fletcher 3-17 (1 TD); McCarter 2-43; Scott 2-18.
Attendance: 7,834

INDIVIDUAL GAME/CAREER STATS

QUARTERBACKS

#16 BRAD BUTLER

Year	GP/GS	Cmp-Att-Int	Yds	TD	Long	Rush	Yds	TD	Long
2014	3/0	4-6-1	31	0	9	4	-2	0	6
2015	5/3	14-25-0	137	1	27	33	101	2	32
at TTU	1/1	4-5-0	20	0	12	11	85	3	32
at MISS	1/1	4-7-0	40	0	19	12	59	1	20
JCSU	1/1	10-12-0	124	1	27	6	-6	0	4
ETSU	1/1	2-2-0	13	0	9	1	8	0	8
2016	4/4	20-26-0	207	1	27	30	146	4	32
Career	12/7	38-57-1	352	2	27	78	245	5	32

#14 BRANDON GOODSON

Year	GP/GS	Cmp-Att-Int	Yds	TD	Long	Rush	Yds	TD	Long
2014	3/0	1-2-1	24	0	24	2	8	0	8
2015	6/3	5-12-1	58	0	24	16	35	0	12
at TTU	1/0	1-3-0	12	0	12	0	0	0	0
at MISS	1/0	1-2-0	32	0	32	2	-3	0	3
JCSU	1/0	2-5-0	28	0	25	1	0	0	0
ETSU	1/0	0-2-0	0	0	0	8	3	0	7
at SAM	1/1	7-13-0	108	0	47	7	38	0	38
at WCU	1/1	4-7-0	38	0	19	4	-1	0	3
CIT	1/1	4-7-1	44	0	20	8	48	0	29
MER	1/1	5-10-0	112	0	60	6	20	0	14
at FUR	1/1	3-4-0	66	1	33	8	121	2	64t
2016	9/5	27-53-1	440	1	60	44	226	2	64t
Career	18/8	33-67-3	522	1	60	66	269	2	64t

#8 JOE NEWMAN

Year	GP/GS	Cmp-Att-Int	Yds	TD	Long	Rush	Yds	TD	Long
ETSU	1/0	1-2-0	1	0	1	5	30	0	12
CIT	1/0	0-0-0	0	0	0	1	19	0	19
Career	2/0	1-2-0	1	0	1	6	49	0	19

RUNNING BACKS

#37 LUKE CHILDRESS

Year	GP/GS	Rush	Yds	TD	Long
2014	2/0	0	0	0	0
2015	9/0	0	0	0	0
at TTU	1/0	0	0	0	0
at MISS	1/0	1	3	0	3
JCSU	1/0	6	19	1	7t
ETSU	1/0	5	12	0	5
at SAM	1/0	0	0	0	0
at WCU	1/0	0	0	0	0
CIT	1/0	0	0	0	0
MER	1/0	0	0	0	0
at FUR	1/0	0	0	0	0
2016	9/0	12	34	1	7t
Career	20/0	12	34	1	7t

#10 NICK COLVIN

Year	GP/GS	Rush	Yds	TD	Long	Rec	Yds	TD	Long
2013	11/1	1	20	0	20	4	31	0	13
2014	9/0	24	120	1	20	2	21	0	12
2015	11/6	43	313	2	29	6	128	0	37
at TTU	1/0	3	11	0	10	2	20	0	12
at MISS	1/0	0	0	0	0	1	4	0	4
JCSU	1/0	4	9	0	5	1	25	0	25
ETSU	1/0	2	10	0	6	0	0	0	0
at SAM	1/0	0	0	0	0	0	0	0	0
at WCU	1/0	1	10	0	10	0	0	0	0
CIT	1/0	3	10	0	5	0	0	0	0
MER	1/0	3	0	0	2	0	0	0	0
at FUR	1/0	1	-2	0	0	0	0	0	0
2016	9/0	17	48	0	10	4	49	0	25
Career	40/7	85	513	3	29	16	229	0	25

Year	KOR	Yds	TD	Long	PR	Yds	TD	Long	AP
2013	18	443	0	71	0	0	0	0	494
2014	13	268	0	29	0	0	0	0	409
2015	10	304	1	100t	1	0	0	2	745
Career	41	1015	1	100t	1	0	0	2	1648

#25 WILL GAY

Year	GP/GS	Rush	Yds	TD	Long	Rec	Yds	TD	Long
2012	10/0	20	97	1	23	2	26	0	24
2013	11/11	70	486	2	40	9	205	2	66
2014	10/8	49	329	0	29	0	0	0	0
2015	3/2	34	166	1	21	2	49	0	41
at TTU	1/1	9	116	0	34	0	0	0	0
at MISS	1/1	5	22	0	9	0	0	0	0
JCSU	1/1	5	79	0	29	0	0	0	0
ETSU	1/1	6	20	0	8	0	0	0	0
at SAM	1/1	9	19	1	8	3	81	0	47
at WCU	1/1	6	26	0	8	1	19	0	19
CIT	1/1	8	47	0	16	0	0	0	0
MER	1/1	4	16	0	11	1	21	0	21
at FUR	1/1	6	70	0	48	1	33	0	33
2016	9/9	58	415	1	48	6	154	0	47
Career	43/30	231	1483	5	48	19	434	2	66

Year	PR	Yds	TD	Long	KOR	Yds	TD	Long
2012	2	8	0	14	0	0	0	0
2013	12	43	0	22	1	23	0	23
2014	1	3	0	3	0	0	0	0
2015	3	18	0	10	1	5	0	5
2016	10	40	0	14	0	0	0	0
Career	28	112	0	22	2	28	0	23

#7 LORENZO LONG

Year	GP/GS	Rush	Yds	TD	Long	KOR	Yds	TD	Long
2013	11/0	31	156	2	22t	9	217	0	41
2014	11/8	163	930	15	58t	15	316	0	40
2015	11/11	178	969	8	60	3	57	0	23
at TTU	1/1	19	91	0	11	0	0	0	0
at MISS	1/1	17	51	0	8	0	0	0	0
JCSU	1/1	13	127	3	28	0	0	0	0
ETSU	1/1	19	156	2	37t	0	0	0	0
at SAM	1/1	26	117	2	16t	0	0	0	0
at WCU	1/1	25	135	2	20	0	0	0	0
CIT	1/1	19	103	0	25	0	0	0	0
MER	1/1	27	108	2	15	0	0	0	0
at FUR	1/1	21	72	1	12	0	0	0	0
2016	9/9	186	960	12	37t	0	0	0	0
Career	42/28	558	3015	37	60	27	590	0	41

#32 CHRIS MARTIN

Year	GP/GS	Rush	Yds	TD	Long	KOR	Yds	TD	Long
2014	2/0	9	48	1	14	0	0	0	0
2015	5/0	7	34	0	10	0	0	0	0
at TTU		Did Not Play							
at MISS	1/0	4	31	0	11	0	0	0	0
JCSU	1/0	1	0	0	0	0	0	0	0
ETSU	1/0	0	0	0	0	0	0	0	0
at SAM	1/0	1	3	0	0	0	0	0	0
at WCU	1/0	2	4	0	4	0	0	0	0
CIT	1/0	1	1	0	1	0	0	0	0
MER	1/0	3	-7	0	1	0	0	0	0
at FUR	1/0	1	4	0	4	0	0	0	0
2016	8/0	13	36	0	11	0	0	0	0
Career	15/0	29	118	1	14	0	0	0	0

#6 LENNOX McAFEE

Year	GP/GS	Rush	Yds	TD	Long	KOR	Yds	TD	Long
2015	8/0	15	95	0	23	7	161	0	37
at TTU	1/0	2	1	0	3	-	-	-	-
at MISS	1/0	3	11	0	9	-	-	-	-

JCSU	1/0	4	7	0	5	-	-	-	-
ETSU	1/0	2	25	0	17	-	-	-	-
at SAM	1/0	4	24	0	11	-	-	-	-
at WCU	1/0	5	18	0	10	-	-	-	-
CIT	1/0	9	63	1	16	1	25	0	25
MER	1/0	5	40	0	16	-	-	-	-
at FUR	1/0	6	18	0	6	-	-	-	-
2016	9/0	40	207	0	17	1	25	0	25
Career	17/0	55	346	0	23	8	186	0	37

#2 OSTIN McPHERSON

Year	GP/GS	Rush	Yds	TD	Long	KOR	Yds	TD	Long
at TTU	1/0	0	0	0	0	1	19	0	19
at MISS	1/0	0	0	0	0	4	64	0	18
JCSU	1/0	2	16	0	16	0	0	0	0
ETSU	1/0	1	1	0	1	0	0	0	0
at SAM	1/0	0	0	0	0	3	59	0	23
at WCU	1/0	0	0	0	0	3	58	0	26
CIT	1/0	0	0	0	0	0	0	0	0
MER	1/0	0	0	0	0	0	0	0	0
at FUR	0/0	Did Not Play							
2016	7/0	3	17	0	16	11	200	0	26
Career	7/0	3	17	0	16	11	200	0	26

#11 BLAKE MORGAN

Year	GP/GS	Rush	Yds	TD	Long	Rec	Yds	TD	Long
at TTU	1/0	3	19	0	14	0	0	0	0
at MISS	1/0	4	14	0	8	0	0	0	0
JCSU	1/0	1	47	0	47	0	0	0	0
ETSU	1/0	1	-1	0	-1	0	0	0	0
at SAM	Did Not Play								
at WCU	Did Not Play								
CIT	1/0	0	0	0	0	1	20	0	20
MER	1/0	1	1	0	1	1	2	0	2
at FUR	1/0	0	0	0	0	0	0	0	0
2016	7/0	10	80	0	47	2	22	0	20
Career	7/0	10	80	0	47	2	22	0	20

#23 CHASE NELSON

Year	GP/GS	Rush	Yds	TD	Long	Rec	Yds	TD	Long
2014	8/1	20	97	0	18	0	0	0	0
2015	11/1	61	306	1	28t	2	14	0	11
at TTU	1/0	3	11	0	8	-	-	-	-
at MISS	1/0	4	11	0	9	-	-	-	-
JCSU	0/0	Did Not Play							
ETSU	0/0	Did Not Play							
at SAM	1/0	2	8	0	7	-	-	-	-
at WCU	1/0	5	19	0	7	-	-	-	-
CIT	1/0	3	1	1	1	-	-	-	-
MER	1/0	2	7	1	6	-	-	-	-
at FUR	1/0	2	5	0	5	-	-	-	-
2016	7/0	21	62	2	9	-	-	-	-
Career	26/2	102	465	3	28t	2	14	0	11

#22 ELLIS PACE

Year	GP/GS	Rush	Yds	TD	Long	KOR	Yds	TD	Long
2015	5/0	1	8	0	8	0	0	0	0
at TTU	1/0	0	0	0	0	0	0	0	0
at MISS	1/0	2	10	0	7	0	0	0	0
JCSU	1/0	1	18	0	18	0	0	0	0
ETSU	1/0	1	2	0	2	1	11	0	11
at SAM	1/0	7	49	0	42	0	0	0	0
at WCU	1/0	2	6	0	6	1	20	0	20
CIT	1/0	0	0	0	0	0	0	0	0
MER	1/0	3	10	0	7	2	60	0	31
at FUR	1/0	2	6	0	3	3	59	0	24
2016	9/0	18	101	0	42	7	150	0	31
Career	14/0	19	109	0	42	7	150	0	31

#29 ANDRE STODDARD

Year	GP/GS	Rush	Yds	TD	Long	KOR	Yds	TD	Long
2015	6/0	8	18	0	7	2	41	0	21
at TTU	Did Not Play								

		Did Not Play							
		Did Not Play							
JCSU									
ESTU	1/0	12	44	2	9	-	-	-	-
at SAM	1/0	3	20	0	18	-	-	-	-
at WCU	1/0	5	21	1	7	-	-	-	-
CIT	1/0	3	4	0	7	-	-	-	-
MER	1/0	2	6	0	4	-	-	-	-
at FUR	1/0	3	5	0	2	-	-	-	-
2016	6/0	28	100	3	18	-	-	-	-
Career	12/0	36	118	3	18	2	41	0	21

#38 HUNTER WINDHAM

Year	GP/GS	Rush	Yds	TD	Long	Rec	Yds	TD	Long
2014	3/0	0	0	0	0	1	24	0	24
2015	11/2	47	249	3	29	3	56	2	25t
at TTU	1/1	3	13	0	7	1	5	0	5
at MISS	1/1	3	24	0	16	-	-	-	-
JCSU	1/1	1	14	0	14	-	-	-	-
ETSU	1/1	4	36	0	30	-	-	-	-
at SAM	1/1	2	5	0	5	-	-	-	-
at WCU	1/1	4	24	0	12	-	-	-	-
CIT	1/0	3	10	0	9	-	-	-	-
MER	1/1	2	6	0	4	-	-	-	-
at FUR	1/1	2	21	0	15	1	19	0	19
2016	9/8	24	153	0	30	2	24	0	19
Career	23/10	71	404	3	30	6	104	2	25t

WIDE RECEIVERS

#9 COLE CLEARY

Year	GP/GS	Rec	Yds	TD	Long	KOR	Yds	TD	Long
2015	5/0	0	0	0	0	14	302	0	32
at TTU	1/0	0	0	0	0	0	0	0	0
at MISS	1/1	2	39	0	32	0	0	0	0
JCSU	1/0	1	3	0	3	0	0	0	0
ETSU	1/1	1	1	0	1	0	0	0	0
at SAM	1/0	0	0	0	0	0	0	0	0
at WCU	1/0	0	0	0	0	0	0	0	0
CIT	1/0	0	0	0	0	0	0	0	0
MER	1/0	0	0	0	0	0	0	0	0
at FUR	1/0	0	0	0	0	0	0	0	0
2016	9/2	4	43	0	32	0	0	0	0
Career	14/2	4	43	0	32	14	302	0	32

#82 JASON HILL

Year	GP/GS	Rec	Yds	TD	Long
at TTU	1/1	2	17	0	12
at MISS	1/1	0	0	0	0
JCSU	1/0	3	26	0	18
ETSU	1/1	0	0	0	0
at SAM	1/1	0	0	0	0
at WCU	1/1	1	6	0	6
CIT	1/1	1	12	0	12
MER	1/1	0	0	0	0
at FUR	1/1	0	0	0	0
2016	9/8	7	61	0	18
Career	9/8	7	61	0	18

#80 DORIAN LINDSEY

Year	GP/GS	Rec	Yds	TD	Long
at TTU	1/0	0	0	0	0
at MISS	1/0	0	0	0	0
JCSU	1/0	2	35	0	24
ETSU	1/1	0	0	0	0
at SAM	1/0	0	0	0	0
at WCU	1/0	0	0	0	0
CIT	1/0	0	0	0	0
MER	1/0	0	0	0	0
at FUR	1/0	0	0	0	0
2016	9/1	2	35	0	24
Career	9/1	2	35	0	24

#5 BRYCE NOTES

Year	GP/GS	Rec	Yds	TD	Long
2014	10/0	2	51	1	43t
2015	Did Not Play				
at TTU	1/0	0	0	0	0
at MISS	1/0	0	0	0	0
JCSU	1/0	2	14	0	8
ETSU	1/0	1	4	0	4
at SAM	1/0	0	0	0	0
at WCU	1/0	0	0	0	0
CIT	1/0	0	0	0	0
MER	1/0	0	0	0	0
at FUR	1/0	0	0	0	0
2016	9/0	3	18	0	8
Career	19/0	5	69	1	43t

#19 RJ TAYLOR

Year	GP/GS	Rec	Yds	TD	Long
2014	7/0	1	6	0	6
2015	11/6	14	186	0	33
at TTU	1/1	0	0	0	0
at MISS	1/1	1	10	0	10
JCSU	1/1	0	0	0	0
ETSU	Did Not Play				
at SAM	1/1	1	1	0	1
at WCU	1/1	1	9	0	9
CIT	1/1	1	4	0	4
MER	1/1	2	31	0	16
at FUR	1/1	0	0	0	0
2016	8/8	6	55	0	16
Career	26/14	21	243	0	43

TIGHT ENDS

#81 CHANDLER GOUGER

Year	GP/GS	Rec	Yds	TD	Long
2014	8/0	2	14	0	9
2015	11/0	1	3	0	3
at TTU	1/0	0	0	0	0
at MISS	1/0	0	0	0	0
JCSU	1/0	3	49	1	27
ETSU	1/0	1	9	0	9
at SAM	1/0	3	26	0	17
at WCU	1/0	1	4	0	4
CIT	1/0	1	8	0	8
MER	1/0	2	79	0	60
at FUR	1/0	1	14	1	14t
2016	9/0	12	189	2	60
Career	29/0	15	206	2	60

KICKERS

#14 DAVID MARVIN

Year	GP	Punts	Yds	Avg	Long	I20	KO	Yds	Avg	TB
2014	9	4	174	43.5	51	0	30	1832	61.1	2
2015	11	0	0	0.0	0	0	52	2941	56.6	17
at TTU	1	2	86	43.0	55	0	4	260	65.0	3
at MISS	1	1	57	57.0	57	1	4	233	58.2	1
JCSU	1	1	51	51.0	51	0	10	570	57.0	3
ETSU	1	0	0	0	0	0	6	389	64.8	3
at SAM	1	5	200	40.0	52	1	6	376	62.7	3
at WCU	1	3	171	57.0	62	1	6	384	64.0	4
CIT	1	5	248	49.6	67	3	4	231	57.8	2
MER	1	3	137	45.7	49	2	6	383	63.8	5
at FUR	1	4	175	43.8	48	2	6	357	59.5	2
2016	9	24	1125	46.8	67	10	52	3138	60.3	26
Career	29	28	1299	46.4	67	10	134	7956	59.4	45

Year	GP	FGM	FGA	Long	PAT
2014	9	5	6	51	27-30
2015	11	10	13	50	30-34
at TTU	1	0	2	0	3-3

at MISS	1	2	2	50	1-1
JCSU	1	1	1	38	7-7
ETSU	1	1	2	34	4-4
at SAM	1	2	2	48	2-2
at WCU	1	1	1	57	4-4
CIT	1	2	3	41	1-1
MER	1	1	1	33	4-4
at FUR	1	2	2	57	4-4
2016	9	12	16	57	30-30
Career	29	27	35	57	87-94

#17 BRIAN SANDERS

Year	GP	Punts	Yds	Avg	Long	I20
2014	11	30	1182	39.4	62	5
2015	11	42	1443	34.4	54	14
at TTU	1	0	0	0	0	0
at MISS	1	3	155	51.7	55	3
JCSU	1	0	0	0	0	0
ETSU	1	3	128	42.7	46	1
at SAM	1	0	0	0	0	0
at WCU	1	1	43	43.0	43	0
CIT	1	0	0	0	0	0
MER	1	0	0	0	0	0
at FUR	1	0	0	0	0	0
2016	9	7	326	46.6	55	4
Career	31	79	2946	37.3	62	23



Wofford Football

Wofford College Combined Team Statistics (as of Nov 05, 2016)

All games



Date	Opponent	Score	Att.
Sep 01, 2016	at Tennessee Tech	W 21-7	9066
Sep 10, 2016	at #18 Ole Miss	L 13-38	64232
Sep 17, 2016	JCSU	W 59-0	5417
* Sep 24, 2016	ETSU	W 31-0	7316
* Oct 01, 2016	at Samford	L 26-28	8509
* Oct 08, 2016	at Western Carolina	W 31-19	9457
* Oct 22, 2016	#5 THE CITADEL	L 21-24	11102
* Oct 29, 2016	MERCER	W 31-21	6190
* Nov 05, 2016	at Furman	W 34-27	7834

Record:	Overall	Home	Away	Neutral
All games	6-3	3-1	3-2	0-0
Conference	4-2	2-1	2-1	0-0
Non-Conference	2-1	1-0	1-1	0-0

Team Statistics	WOF	OPP
FIRST DOWNS	175	137
Rushing	135	40
Passing	28	82
Penalty	12	15
RUSHING YARDAGE	2682	605
Rushing Attempts	525	249
Average Per Rush	5.1	2.4
Average Per Game	298.0	67.2
TDs Rushing	27	6
PASSING YARDAGE	669	1851
Comp-Att-Int	49-82-1	188-284-9
Average Per Pass	8.2	6.5
Average Per Catch	13.7	9.8
Average Per Game	74.3	205.7
TDs Passing	2	15
TOTAL OFFENSE	3351	2456
Average Per Play	5.5	4.6
Average Per Game	372.3	272.9
KICK RETURNS: #-Yards	21-371	24-478
PUNT RETURNS: #-Yards	14-82	13-17
INT RETURNS: #-Yards	9-228	1-13
FUMBLES-LOST	15-8	8-6
PENALTIES-Yards	54-518	48-439
PUNTS-AVG	31-46.8	48-39.5
TIME OF POSSESSION/Game	34:44	25:16
3RD-DOWN Conversions	55/127	54/124
4TH-DOWN Conversions	17/25	4/10

Rushing	gp	att	gain	loss	net	avg	td	lg	avg/g
Lorenzo Long	9	186	976	16	960	5.2	12	37	106.7
Will Gay	9	58	430	15	415	7.2	1	48	46.1
Brandon Goodson	9	44	276	50	226	5.1	2	64	25.1
Lennox McAfee	9	40	212	5	207	5.2	1	17	23.0
Hunter Windham	9	24	159	6	153	6.4	0	30	17.0
Brad Butler	4	30	165	19	146	4.9	4	32	36.5
Ellis Pace	9	18	104	3	101	5.6	0	42	11.2
Andre Stoddard	6	28	105	5	100	3.6	3	18	16.7
Blake Morgan	7	10	81	1	80	8.0	0	47	11.4
Cole Cleary	9	5	83	6	77	15.4	1	35	8.6
Chase Nelson	7	21	64	2	62	3.0	2	9	8.9
Joe Newman	2	6	49	0	49	8.2	0	19	24.5
Nick Colvin	9	17	57	9	48	2.8	0	10	5.3
Chris Martin	8	13	44	8	36	2.8	0	11	4.5
Luke Childress	8	12	34	0	34	2.8	1	7	4.2
Total	9	525	2858	176	2682	5.1	27	64	298.0
Opponents	9	249	836	231	605	2.4	6	34	67.2

Passing	gp	effic	comp-att-int	pct	yds	td	lg	avg/g
Brandon Goodson	9	123.13	27-53-1	50.9	440	1	60	48.9
Brad Butler	4	156.49	20-26-0	76.9	207	1	27	51.8
Joe Newman	2	54.20	1-2-0	50.0	1	0	1	0.5
Cole Cleary	9	276.40	1-1-0	100.0	21	0	21	2.3
Total	9	133.90	49-82-1	59.8	669	2	60	74.3
Opponents	9	132.04	188-284-9	66.2	1851	15	51	205.7

Receiving	gp	no.	yds	avg	td	lg	avg/g
Chandler Gouger	9	12	189	15.8	2	60	21.0
Jason Hill	9	7	61	8.7	0	18	6.8
Will Gay	9	6	154	25.7	0	47	17.1
R.J. Taylor	8	6	55	9.2	0	16	6.9
Nick Colvin	9	4	49	12.2	0	25	5.4
Cole Cleary	9	4	43	10.8	0	32	4.8
Bryce Motes	7	3	18	6.0	0	8	2.6
Dorian Lindsey	9	2	35	17.5	0	24	3.9
Hunter Windham	9	2	24	12.0	0	19	2.7
Blake Morgan	7	2	22	11.0	0	20	3.1
Lennox McAfee	9	1	19	19.0	0	19	2.1
Total	9	49	669	13.7	2	60	74.3
Opponents	9	188	1851	9.8	15	51	205.7

Field Goals	fg	pct.	01-19	20-29	30-39	40-49	50-99	lg	blk
David Marvin	12-16	75.0	0-0	1-1	5-5	2-5	4-5	57	1

Scoring	td	fg	PAT			dxp	saf	pts
			kick	rush	rcv pass			
Lorenzo Long	12	-	-	-	-	-	-	72
David Marvin	-	12-16	30-30	-	-	-	-	66
Brad Butler	4	-	-	-	-	-	-	24
Andre Stoddard	3	-	-	-	-	-	-	18
Chandler Gouger	2	-	-	1	-	-	-	14
Chase Nelson	2	-	-	-	-	-	-	12
Brandon Goodson	2	-	-	-	1-2	-	-	12
Lennox McAfee	1	-	-	-	-	-	-	6
Nick Ward	1	-	-	-	-	-	-	6
Mikel Horton	1	-	-	-	-	-	-	6
Cole Cleary	1	-	-	-	-	-	-	6
Will Gay	1	-	-	-	-	-	-	6
David Howerton	1	-	-	-	-	-	-	6
Mason Alstatt	1	-	-	-	-	-	-	6
Luke Childress	1	-	-	-	-	-	-	6
Total	33	12-16	31-31	-	1 1-2	-	-	267
Opponents	22	4-9	20-22	-	-	-	-	164

Score by Quarters	1st	2nd	3rd	4th	OT	Total
Wofford College	45	74	58	90	0	267
Opponents	39	42	42	38	3	164

Interceptions	no.	yds	avg	td	lg
Jaleel Green	3	49	16.3	0	36
D. Lemon	2	16	8.0	0	16
Dylan Young	2	28	14.0	0	20
Mason Alstatt	1	54	54.0	1	54
Nick Ward	1	81	81.0	1	81

Punting	no.	yds	avg	lg	tb	fc	i20	50+	blk
David Marvin	24	1125	46.9	67	3	2	10	9	0
Brian Sanders	7	326	46.6	55	0	0	4	2	0

Punt Returns	no.	yds	avg	td	lg
Will Gay	10	40	4.0	0	14
David Howerton	1	22	22.0	1	0
Lennox McAfee	1	11	11.0	0	11
Armani Helligar	1	9	9.0	0	0
Mason Alstatt	1	0	0.0	0	0
Total	14	82	5.9	1	14
Opponents	13	17	1.3	0	9

Kick Returns	no.	yds	avg	td	lg
Ostin McPherson	11	195	17.7	0	26
Ellis Pace	7	150	21.4	0	31
R.J. Taylor	1	1	1.0	0	1
Lennox McAfee	1	25	25.0	0	25
Nick Karas	1	0	0.0	0	0
Total	21	371	17.7	0	31
Opponents	24	478	19.9	0	62

All Purpose	g	rush	rcv	pr	kr	ir	total	avg/g
Lorenzo Long	9	960	0	0	0	0	960	106.7
Will Gay	9	415	154	40	0	0	609	67.7
Lennox McAfee	9	207	19	11	25	0	262	29.1
Ellis Pace	9	101	0	0	150	0	251	27.9
Brandon Goodson	9	226	0	0	0	0	226	25.1
Total	9	2682	669	82	371	228	4032	448.0
Opponents	9	605	1851	17	478	13	2964	329.3

Total Offense	g	plays	rush	pass	total	avg/g
Lorenzo Long	9	186	960	0	960	106.7
Brandon Goodson	9	97	226	440	666	74.0
Will Gay	9	58	415	0	415	46.1
Brad Butler	4	56	146	207	353	88.2
Lennox McAfee	9	40	207	0	207	23.0
Total	9	607	2682	669	3351	372.3
Opponents	9	533	605	1851	2456	272.9

#	Defensive Leaders	gp	Tackles				tfl/yds	Sacks	Pass defense		Fumbles		blkd	saf
			ua	a	tot	tot			no-yds	int-yds	brup	qbh		
42	D. Wilson	9	25	33	58	3	5-9	1	0-3	1	1	1	1	1



Wofford Football
Wofford College Overall Team Statistics (as of Nov 05, 2016)
All games



Team Statistics	WOF	OPP
SCORING	267	164
Points Per Game	29.7	18.2
Points Off Turnovers	48	28
FIRST DOWNS	175	137
Rushing	135	40
Passing	28	82
Penalty	12	15
RUSHING YARDAGE	2682	605
Yards gained rushing	2858	836
Yards lost rushing	176	231
Rushing Attempts	525	249
Average Per Rush	5.1	2.4
Average Per Game	298.0	67.2
TDs Rushing	27	6
PASSING YARDAGE	669	1851
Comp-Att-Int	49-82-1	188-284-9
Average Per Pass	8.2	6.5
Average Per Catch	13.7	9.8
Average Per Game	74.3	205.7
TDs Passing	2	15
TOTAL OFFENSE	3351	2456
Total Plays	607	533
Average Per Play	5.5	4.6
Average Per Game	372.3	272.9
KICK RETURNS: #-Yards	21-371	24-478
PUNT RETURNS: #-Yards	14-82	13-17
INT RETURNS: #-Yards	9-228	1-13
KICK RETURN AVERAGE	17.7	19.9
PUNT RETURN AVERAGE	5.9	1.3
INT RETURN AVERAGE	25.3	13.0
FUMBLES-LOST	15-8	8-6
PENALTIES-Yards	54-518	48-439
Average Per Game	57.6	48.8
PUNTS-Yards	31-1451	48-1896
Average Per Punt	46.8	39.5
Net punt average	44.3	37.4
KICKOFFS-Yards	52-3183	33-2007
Average Per Kick	61.2	60.8
Net kick average	39.5	41.2
TIME OF POSSESSION/Game	34:44	25:16
3RD-DOWN Conversions	55/127	54/124
3rd-Down Pct	43%	44%
4TH-DOWN Conversions	17/25	4/10
4th-Down Pct	68%	40%
SACKS BY-Yards	21-144	2-20
MISC YARDS	0	1
TOUCHDOWNS SCORED	33	22
FIELD GOALS-ATTEMPTS	12-16	4-9
ON-SIDE KICKS	0-0	1-1
RED-ZONE SCORES	(30-36) 83%	(20-27) 74%
RED-ZONE TOUCHDOWNS	(24-36) 67%	(18-27) 67%
PAT-ATTEMPTS	(31-31) 100%	(20-22) 91%
ATTENDANCE	30025	99098
Games/Avg Per Game	4/7506	5/19820
Neutral Site Games		0/0

Score by Quarters	1st	2nd	3rd	4th	OT	Total
Wofford College	45	74	58	90	0	267
Opponents	39	42	42	38	3	164



Wofford Football
Wofford College Overall Individual Statistics (as of Nov 05, 2016)
All games



Rushing	gp	att	gain	loss	net	avg	td	lg	avg/g
Lorenzo Long	9	186	976	16	960	5.2	12	37	106.7
Will Gay	9	58	430	15	415	7.2	1	48	46.1
Brandon Goodson	9	44	276	50	226	5.1	2	64	25.1
Lennox McAfee	9	40	212	5	207	5.2	1	17	23.0
Hunter Windham	9	24	159	6	153	6.4	0	30	17.0
Brad Butler	4	30	165	19	146	4.9	4	32	36.5
Ellis Pace	9	18	104	3	101	5.6	0	42	11.2
Andre Stoddard	6	28	105	5	100	3.6	3	18	16.7
Blake Morgan	7	10	81	1	80	8.0	0	47	11.4
Cole Cleary	9	5	83	6	77	15.4	1	35	8.6
Chase Nelson	7	21	64	2	62	3.0	2	9	8.9
Joe Newman	2	6	49	0	49	8.2	0	19	24.5
Nick Colvin	9	17	57	9	48	2.8	0	10	5.3
Chris Martin	8	13	44	8	36	2.8	0	11	4.5
Luke Childress	8	12	34	0	34	2.8	1	7	4.2
Ostin McPherson	6	3	17	0	17	5.7	0	8	2.8
R.J. Taylor	8	1	2	0	2	2.0	0	2	0.2
TEAM	6	8	0	15	-15	-1.9	0	0	-2.5
David Marvin	9	1	0	16	-16	-16.0	0	0	-1.8
Total	9	525	2858	176	2682	5.1	27	64	298.0
Opponents	9	249	836	231	605	2.4	6	34	67.2

Passing	gp	effic	comp-att-int	pct	yds	td	lg	avg/g
Brandon Goodson	9	123.13	27-53-1	50.9	440	1	60	48.9
Brad Butler	4	156.49	20-26-0	76.9	207	1	27	51.8
Joe Newman	2	54.20	1-2-0	50.0	1	0	1	0.5
Cole Cleary	9	276.40	1-1-0	100.0	21	0	21	2.3
Total	9	133.90	49-82-1	59.8	669	2	60	74.3
Opponents	9	132.04	188-284-9	66.2	1851	15	51	205.7

Receiving	gp	no.	yds	avg	td	lg	avg/g
Chandler Gouger	9	12	189	15.8	2	60	21.0
Jason Hill	9	7	61	8.7	0	18	6.8
Will Gay	9	6	154	25.7	0	47	17.1
R.J. Taylor	8	6	55	9.2	0	16	6.9
Nick Colvin	9	4	49	12.2	0	25	5.4
Cole Cleary	9	4	43	10.8	0	32	4.8
Bryce Motes	7	3	18	6.0	0	8	2.6
Dorian Lindsey	9	2	35	17.5	0	24	3.9
Hunter Windham	9	2	24	12.0	0	19	2.7
Blake Morgan	7	2	22	11.0	0	20	3.1
Lennox McAfee	9	1	19	19.0	0	19	2.1
Total	9	49	669	13.7	2	60	74.3
Opponents	9	188	1851	9.8	15	51	205.7

Punt Returns	no.	yds	avg	td	lg
Will Gay	10	40	4.0	0	14
David Howerton	1	22	22.0	1	0
Mason Alstatt	1	0	0.0	0	0
Lennox McAfee	1	11	11.0	0	11
Armani Helligar	1	9	9.0	0	0
Total	14	82	5.9	1	14
Opponents	13	17	1.3	0	9

Interceptions	no.	yds	avg	td	lg
Jaleel Green	3	49	16.3	0	36
Dylan Young	2	28	14.0	0	20
D. Lemon	2	16	8.0	0	16
Nick Ward	1	81	81.0	1	81
Mason Alstatt	1	54	54.0	1	54
Total	9	228	25.3	2	81
Opponents	1	13	13.0	1	13

Kick Returns	no.	yds	avg	td	lg
Ostin McPherson	11	195	17.7	0	26
Ellis Pace	7	150	21.4	0	31
Lennox McAfee	1	25	25.0	0	25
R.J. Taylor	1	1	1.0	0	1
Nick Karas	1	0	0.0	0	0
Total	21	371	17.7	0	31
Opponents	24	478	19.9	0	62

Fumble Returns	no.	yds	avg	td	lg
Mikel Horton	0	0	0.0	1	0
Total	0	0	0.0	1	0
Opponents	3	28	9.3	0	13



Wofford Football
Wofford College Overall Individual Statistics (as of Nov 05, 2016)
All games



Scoring	td	fg	PAT				dxp	saf	pts
			kick	rush	rcv	pass			
Lorenzo Long	12	-	-	-	-	-	-	72	
David Marvin	-	12-16	30-30	-	-	-	-	66	
Brad Butler	4	-	-	-	-	-	-	24	
Andre Stoddard	3	-	-	-	-	-	-	18	
Chandler Gouger	2	-	-	-	1	-	-	14	
Brandon Goodson	2	-	-	-	-	1-2	-	12	
Chase Nelson	2	-	-	-	-	-	-	12	
Cole Cleary	1	-	-	-	-	-	-	6	
Luke Childress	1	-	-	-	-	-	-	6	
David Howerton	1	-	-	-	-	-	-	6	
Will Gay	1	-	-	-	-	-	-	6	
Mason Alstatt	1	-	-	-	-	-	-	6	
Nick Ward	1	-	-	-	-	-	-	6	
Lennox McAfee	1	-	-	-	-	-	-	6	
Mikel Horton	1	-	-	-	-	-	-	6	
Luke Carter	-	-	1-1	-	-	-	-	1	
Total	33	12-16	31-31	-	1	1-2	-	267	
Opponents	22	4-9	20-22	-	-	-	-	164	

Total Offense	g	plays	rush	pass	total	avg/g
Lorenzo Long	9	186	960	0	960	106.7
Brandon Goodson	9	97	226	440	666	74.0
Will Gay	9	58	415	0	415	46.1
Brad Butler	4	56	146	207	353	88.2
Lennox McAfee	9	40	207	0	207	23.0
Hunter Windham	9	24	153	0	153	17.0
Ellis Pace	9	18	101	0	101	11.2
Andre Stoddard	6	28	100	0	100	16.7
Cole Cleary	9	6	77	21	98	10.9
Blake Morgan	7	10	80	0	80	11.4
Chase Nelson	7	21	62	0	62	8.9
Joe Newman	2	8	49	1	50	25.0
Nick Colvin	9	17	48	0	48	5.3
Chris Martin	8	13	36	0	36	4.5
Luke Childress	8	12	34	0	34	4.2
Ostin McPherson	6	3	17	0	17	2.8
R.J. Taylor	8	1	2	0	2	0.2
TEAM	6	8	-15	0	-15	-2.5
David Marvin	9	1	-16	0	-16	-1.8
Total	9	607	2682	669	3351	372.3
Opponents	9	533	605	1851	2456	272.9

Field Goals	fg	pct.	01-19	20-29	30-39	40-49	50-99	lg	blk
David Marvin	12-16	75.0	0-0	1-1	5-5	2-5	4-5	57	1

FG Sequence	Wofford College	Opponents
Tennessee Tech	41,62	24,46
Ole Miss	(29),(50)	(40)
JCSU	(38)	-
ETSU	45,(34)	-
Samford	(48),(34)	51
Western Carolina	(57)	(38),(27)
The Citadel	(41),(39),49	(21)
Mercer	(33)	40
Furman	(54),(57)	38

Punting	no.	yds	avg	lg	tb	fc	i20	50+	blk
David Marvin	24	1125	46.9	67	3	2	10	9	0
Brian Sanders	7	326	46.6	55	0	0	4	2	0
Total	31	1451	46.8	67	3	2	14	11	0
Opponents	48	1896	39.5	65	1	16	8	8	2

Kickoffs	no.	yds	avg	tb	ob	retn	net	ydln
David Marvin	52	3183	61.2	26	1			
Total	52	3183	61.2	26	1	19.9	39.5	25
Opponents	33	2007	60.8	11	1	17.7	41.2	23

Numbers in (parentheses) indicate field goal was made.



Wofford Football
Wofford College Overall Individual Statistics (as of Nov 05, 2016)
All games



All Purpose	g	rush	rcv	pr	kr	ir	total	avg/g
Lorenzo Long	9	960	0	0	0	0	960	106.7
Will Gay	9	415	154	40	0	0	609	67.7
Lennox McAfee	9	207	19	11	25	0	262	29.1
Ellis Pace	9	101	0	0	150	0	251	27.9
Brandon Goods	9	226	0	0	0	0	226	25.1
Ostin McPherso	6	17	0	0	195	0	212	35.3
Chandler Gouge	9	0	189	0	0	0	189	21.0
Hunter Windham	9	153	24	0	0	0	177	19.7
Brad Butler	4	146	0	0	0	0	146	36.5
Cole Cleary	9	77	43	0	0	0	120	13.3
Blake Morgan	7	80	22	0	0	0	102	14.6
Andre Stoddard	6	100	0	0	0	0	100	16.7
Nick Colvin	9	48	49	0	0	0	97	10.8
Nick Ward	8	0	0	0	0	81	81	10.1
Chase Nelson	7	62	0	0	0	0	62	8.9
Jason Hill	9	0	61	0	0	0	61	6.8
R.J. Taylor	8	2	55	0	1	0	58	7.2
Mason Alstatt	9	0	0	0	0	54	54	6.0
Jaleel Green	9	0	0	0	0	49	49	5.4
Joe Newman	2	49	0	0	0	0	49	24.5
Chris Martin	8	36	0	0	0	0	36	4.5
Dorian Lindsey	9	0	35	0	0	0	35	3.9
Luke Childress	8	34	0	0	0	0	34	4.2
Dylan Young	9	0	0	0	0	28	28	3.1
David Howerton	8	0	0	22	0	0	22	2.8
Bryce Motes	7	0	18	0	0	0	18	2.6
D. Lemon	9	0	0	0	0	16	16	1.8
Armani Helligar	7	0	0	9	0	0	9	1.3
TEAM	6	-15	0	0	0	0	-15	-2.5
David Marvin	9	-16	0	0	0	0	-16	-1.8
Total	9	2682	669	82	371	228	4032	448.0
Opponents	9	605	1851	17	478	13	2964	329.3



Wofford Football
Wofford College Overall Defensive Statistics (as of Nov 05, 2016)
All games



##	Defensive Leaders	gp	Tackles			tfl/yds	Sacks no-yds	Pass defense			Fumbles		blkd	
			ua	a	tot			int-yds	brup	qbh	rcv-yds	ff	kick	saf
42	D. Wilson	9	25	33	58	3.5-9	1.0-3	.	.	1	1-0	1	.	.
3	JoJo Tillery	9	27	17	44	1.5-7	1.0-6	.	.	.	1-0	1	.	.
11	Jaleel Green	9	30	12	42	2.5-4	.	3-49	5	.	.	2	1	.
24	Devin Watson	8	21	11	32	1.0-1	.	.	7
90	Miles Brown	9	17	14	31	7.5-23	2.0-12	.	1
92	Tyler Vaughn	9	18	13	31	10.5-55	6.0-44	.	.	2
31	Malik Rivera	8	15	10	25	2.0-3	.	.	1
15	George Gbese	8	19	5	24	1.0-2	.	.	7
45	Dylan Young	9	12	11	23	3.5-12	1.0-6	2-28
8	Lincoln Stewart	8	10	13	23	2.0-13	1.0-11
41	Jireh Wilson	9	13	10	23	2.5-10	1	.	.
4	Tyreik Lyles	9	13	9	22	2.5-17	1.5-15	.	1	1
46	John Patterson	7	8	11	19	2.5-10	1.0-9
9	Terrance Morris	7	10	8	18	4.0-22	3.0-20
13	Mason Alstatt	9	7	7	14	0.5-4	.	1-54	.	.	1-0	.	.	.
21	Colton Clemons	9	8	6	14	1.0-1
97	Mikel Horton	9	5	9	14	2	1-0	.	.	.
93	Chris Boudreaux	9	4	9	13	1	.	.
27	D. Lemon	9	8	5	13	1.0-4	.	2-16	2	.	1-0	.	.	.
6	Nick Ward	8	5	5	10	.	.	1-81	1
95	S. Cornellier	9	4	6	10	4.0-16	2.5-14	.	.	1
47	Billy Hinton	6	7	2	9	1.0-1
52	Boston Bryant	8	3	5	8	1.0-1	.	.	.	3	1-0	.	.	.
44	Daryl Vining	4	4	4	8	1.0-2
36	Weston Rountree	7	2	5	7
20	J. Williams	7	4	2	6
55	Thad Mangum	5	2	2	4	1
99	Brandon Zmary	5	.	3	3
96	Brandon Curtis	5	3	.	3	2.0-10	1.0-4
49	M. Sarafianos	4	2	1	3
26	Graham Massey	5	.	2	2
40	Neil Monaghan	7	.	2	2	0.5-2
14	David Marvin	9	1	1	2
63	Ross Hammond	9	.	1	1
50	Roo Daniels	8	1	.	1
28	Dimitri Redwood	7	1	.	1
1C	Brandon Goodson	9	1	.	1
88	Armani Helligar	7	.	1	1	0.5-3	1	.
23	Chase Nelson	7	1	.	1
16	Brad Butler	4	.	1	1
71	Alex Nolan	2	1	.	1
18	David Howerton	8	1	.
Total		9	312	256	568	59-232	21-144	9-228	25	11	6-0	6	3	.
Opponents		9	335	459	794	51-137	2-20	1-13	8	5	8-28	6	1	.