

15-16 SCHEDULE

NOVEMBER

Thu 5	Bentley (exhibition)	W, 85-75
Sat 14	St. Francis Brooklyn	ESPN3 2 p.m.
Thu 19	Central Connecticut	ESPN3 6 p.m.
Sun 22	Harvard	ESPNU 12:30 p.m.
Thu 26	Michigan State#	ESPN2 6:30 p.m.
Fri 27	Boise State/UC Irvine#	TBA
Sun 29	TBA#	TBA

DECEMBER

Wed 2	Penn State\$	ESPN3 7:15 p.m.
Sun 6	UMass Lowell	ESPN3 2 p.m.
Wed 9	at Providence	FS1 7 p.m.
Sun 13	Maine	ESPN3 5 p.m.
Sat 19	Delaware	ESPN3 7 p.m.
Tue 22	vs. Fordham%	ESPN3 3:30 p.m.
Wed 30	New Hampshire	ESPN3 2 p.m.

JANUARY

Sat 2	Duke*	RSN 4:30 p.m.
Thu 7	Notre Dame*	RSN 7 p.m.
Wed 13	at Syracuse*	ESN 7 p.m.
Sat 16	at Pittsburgh*	RSN 2 p.m.
Wed 20	Miami*	RSN 9 p.m.
Sat 23	at Notre Dame*	ACCN Noon
Tue 26	Florida State*	ESPNU 7 p.m.
Sat 30	at North Carolina*	ESPN2 4 p.m.

FEBRUARY

Wed 3	at Virginia*	RSN 7 p.m.
Sat 6	at Louisville*	ACCN Noon
Tue 9	North Carolina*	ACCN 8 p.m.
Sun 14	Syracuse*	ACCN 1 p.m.
Wed 17	at Clemson*	RSN 7 p.m.
Sun 21	at Wake Forest*	ESPNU 6:30 p.m.
Tue 23	Virginia Tech*	ESPNU 9 p.m.
Sat 27	Georgia Tech*	RSN Noon

MARCH

Wed 2	at NC State*	RSN 9 p.m.
Sat 5	Clemson*	RSN Noon
Tue 8	ACC First Round	TBA
Wed 9	ACC Second Round	TBA
Thu 10	ACC Quarterfinals	TBA
Fri 11	ACC Semifinals	TBA
Sat 12	ACC Final	8:30 p.m.

*ACC game
#Wooden Legacy
\$Big Ten/ACC Challenge
%Barclays Center (Brooklyn, N.Y.)

COACHES

HEAD COACH

Jim Christian • second season • Rhode Island '88

ASSISTANT COACHES

Scott Spinelli • second season • Boston Univ. '89
Bill Wuczynski • second season • UNLV '96
Stan Heath • first season • Eastern Washington '88

DIRECTOR OF OPERATIONS

Dan McDermott • 11th season • Boston College '04

BOSTON COLLEGE

EAGLES

13-19 • 4-14

2014-15 ACC

Home: 9-8
Road: 2-7
Neutral: 2-4
Last 5: 4-1
Last 10: 4-6



ST. FRANCIS BROOKLYN

TERRIERS

23-12 • 15-3

2014-15 NEC

Home: 13-4
Road: 9-7
Neutral: 1-1
Last 5: 2-3
Last 10: 7-3



INSIDE THE SERIES

Record vs. St. Francis Brooklyn .. 6-3
Streak vs. St. Francis Brooklyn ... W4
Last 10 vs. St. Francis Brooklyn .. 6-3
Home vs. St. Francis Brooklyn 4-0
Away vs. St. Francis Brooklyn 1-3
Neutral vs. St. Francis Brooklyn ..1-0
Christian vs. St. Francis Brooklyn ..0-0

First meeting
..... February 12, 1921 (L, 33-27)
..... Brooklyn, N.Y.
Last meeting
..... December 8, 2012 (W, 72-64)
..... Conte Forum

MEDIA HUB

On Television: ESPN3
Play-by-Play: Eric Frede | Analyst: Malcolm Huckaby | Producer: Chris Ackernecht
On Radio & Online Audio: WEEI 850 AM | BCEagles.com
Play-by-Play: Jon Meterparel | Analyst: Danya Abrams | Engineer: Kevin Collins
Social Media / In-game updates: @BCHoopNews, @sfbkmbb
Use hashtags: #SFBKvsBC | #BCHoops

STORYLINES






BC OPENS SEASON WITH ST. FRANCIS BROOKLYN

- Boston College opens the 2015-16 campaign by hosting St. Francis Brooklyn on Saturday at 2 p.m. in Conte Forum.
- The game will be streamed on ESPN3 and on the radio on WEEI 850 AM and bceagles.com.
- Boston College finished 13-19 last season and 4-14 in the ACC. The Eagles closed out the year by winning four of their last five.
- The Terriers lost in the Northeast Conference title game last season and advanced to the NIT.
- BC is 6-3 all-time against St. Francis Brooklyn and has won four straight, including a 72-64 victory back in 2012.

BENTLEY HIGHLIGHTS

- Graduate student **Eli Carter** scored a game-high 33 points to lead BC to an 85-75 win over Bentley last Thursday at Conte Forum.
- Carter was 12-for-18 shooting from the field and was also 5-for-7 from the foul line.
- Senior **Dennis Clifford** recorded a double-double with 15 points and 10 rebounds. He was 5-for-8 from the floor and the free throw line.
- Freshman **Jerome Robinson** tallied 14 points and six rebounds.

LAST GAME STARTERS

	PPG	RPG	APG	MPG	LAST GAME/NOTES
 #1 JEROME ROBINSON Fr. • Guard • 6-5 • 181 Raleigh, NC/Needham Broughton	-	-	-	-	14 points, 6 rebounds, 2 assists Cap-8 Conference Player of the Year
 #3 ELI CARTER Gr. • Guard • 6-2 • 200 Paterson, NJ/Brewster Academy	8.8	2.0	2.0	24.5	33 points, 12-18 FGs, 4 rebounds, 3 assists Led Rutgers in scoring as freshman, sophomore
 #5 GARLAND OWENS Jr. • Forward • 6-5 • 225 Gaithersburg, MD/Magruder	3.4	2.0	0.5	16.6	6 points, 4 rebounds One of five to play in all 32 games last year
 #11 A.J. TURNER Fr. • Forward • 6-7 • 190 Mt. Clemens, MI/New Hampton School (NH)	-	-	-	-	4 points, 4 rebounds, 2 assists First Rivals150 recruit that BC landed since 2007
 #24 DENNIS CLIFFORD Sr. • Center • 7-0 • 262 Bridgewater, MA/Milton Academy	6.9	5.5	0.9	25.3	15 points, 10 rebounds Last season was first fully healthy since FR year

BC QUICK FACTS

UNIVERSITY INFORMATION

Location..... Chestnut Hill, Mass.
 Founded..... 1863
 Nickname..... Eagles
 Colors..... Maroon and Gold
 Enrollment..... 9,000 (undergraduates)
 14,100 (total)
 Colors..... Maroon and Gold
 Home Arena..... Silvio O. Conte Forum (8,606)
 President..... Rev. William P. Leahy, S.J.
 NCAA Faculty Representative..... Robert Taggart
 Athletics Director..... Brad Bates
 Sr. Associate Athletic Director/
 Basketball Administrator..... John Kane
 Associate Director/Communications..... Matt Lynch
 BC Athletics Website..... bceagles.com

BASKETBALL STAFF

Name (Alma Mater, Year)..... Title
 Jim Christian (Rhode Island '88)..... Head Coach
 Scott Spinelli (Boston University '89)..... Assistant Coach
 Bill Wuczynski (UNLV '96)..... Assistant Coach
 Stan Heath (Eastern Michigan '88)..... Assistant Coach
 Dan McDermott (Boston College '04)..... Dir. of Ops.

PROGRAM HISTORY

Affiliation..... NCAA Division I
 Conference..... Atlantic Coast Conference
 First Season..... 1904-05
 Total Seasons..... 81
 Overall Record..... 1,158-929
 NCAA Tournament Appearances..... 18
 ACC Regular Season Titles..... 0
 ACC Tournament Titles..... 0
 ACC Tournament Record..... 8-10
 All-Americans..... 21

BASKETBALL INFORMATION

2014-15 Overall Record..... 13-19
 2014-15 ACC Record (Finish)..... 4-14 (13th)
 Lettermen Returning/Lost..... 2/9
 Newcomers..... 8

ATHLETIC COMMUNICATIONS

Address..... 321 Conte Forum, Chestnut Hill, MA 02467
 Contact..... Matt Lynch
 Email..... lynchfz@bc.edu
 Office Phone..... (617) 552-2193
 BC Athletics Twitter Feed..... @BCSportsNews
 Basketball Twitter Feed..... @BCHoopNews
 Hashtag..... #BCHoops
 #BCEagles

CARTER'S 33 LEADS BC PAST BENTLEY

- Graduate student **Eli Carter** scored a game-high 33 points on 12-for-18 shooting from the field as BC defeated Bentley last Thursday, 85-75, in exhibition action at Conte Forum.
- He was also 5-for-7 from the foul line.
- Senior **Dennis Clifford** recorded a double-double with 15 points and 10 rebounds. He was 5-for-8 from the floor and the free throw line.
- Freshman **Jerome Robinson** tallied 14 points and six rebounds.
- Boston College went on the first run of the game, an 11-3 stretch over 2:23, to take a 16-11 lead with 12:55 left in the half. Carter hit consecutive 3-pointers to spark the run.
- Bentley responded with a 13-8 run to tie it, 24-24, at the 8:16 mark.
- BC held a 41-34 lead with three minutes left, but the Falcons closed the gap to 44-42 at halftime.
- The teams remained close and it was tied, 61-61, before the Eagles scored 14 unanswered points in a five-minute span to build a 75-61 lead with 6:11 left. Carter had five of the 14 points.
- The lead was double digits the rest of the way.

LAST TIME vs. ST. FRANCIS BROOKLYN

- Patrick Heckmann scored a team-high 18 points to go with five assists as Boston College defeated St. Francis Brooklyn, 72-64, on December 8, 2012.
- Lonnie Jackson and Olivier Hanlan each netted 13 points while Joe Rahon recorded 12 points and five assists with no turnovers.
- The Eagles opened the game with a 15-9 lead using a 10-0 run to gain the advantage. During that stretch, both Hanlan and Heckmann connected on 3-pointers. BC continued to build its lead, claiming a 19-11 edge just over 10 minutes in with a dunk in transition from Ryan Anderson, capping a 14-2 run.
- A 14-6 streak from St. Francis tied the game, 29-29, with 3:10 left in the half. The Terriers brought a 35-33 lead into the locker room despite 14 first-half points from Heckmann.
- St. Francis began the second half with seven straight points and held a 48-39 lead before the Eagles worked their way back into the game. BC rattled off 11 consecutive points to capture its first lead of the second half, 50-48, at the 12:57 mark. Jackson hit back-to-back threes during the run, and Rahon capitalized on a three-point play.
- BC's 11-0 run kicked off a stretch where the Eagles outscored the Terriers 20-4 as the Eagles took a 59-52 lead with 8:54 left.
- The Eagles held a one-point lead at 59-58 before a deep three by Jackson and a steal and dunk from Heckmann gave BC a 64-58 edge with just under four minutes remaining. BC converted on each of its last eight free throw attempts to seal the win.

BENTLEY BOX SCORE

BENTLEY 75										
NAME	FG	3FG	FT	R	TP	A	TO	MIN		
Bouchard	0-1	0-1	0-2	1	0	2	1	15		
McFarland	8-19	7-12	4-5	5	27	1	1	31		
Hyland	5-15	0-5	0-0	5	10	1	2	25		
Furness	6-7	4-5	0-0	4	16	1	2	34		
Duke	1-7	0-3	3-3	3	5	6	3	24		
Barr	2-6	1-5	0-0	0	5	1	0	22		
Richmond	2-9	1-3	1-2	4	6	3	0	21		
Burton	0-0	0-0	0-0	0	0	0	0	3		
Gibson	0-0	0-0	1-2	1	1	0	0	4		
Murray	0-0	0-0	0-0	0	0	1	0	2		
Wheeler	2-5	1-2	0-0	4	5	0	2	12		
Gilpin	0-0	0-0	0-0	0	0	0	0	1		
Mancini	0-0	0-0	0-0	1	0	0	1	6		
Totals	26-69	14-36	9-14	37	75	16	12	200		

BOSTON COLLEGE 85										
NAME	FG	3FG	FT	R	TP	A	TO	MIN		
Turner	1-7	1-5	1-2	4	4	2	2	26		
Owens	3-5	0-1	0-0	4	6	0	3	21		
Clifford	5-8	0-0	5-8	10	15	0	0	24		
Robinson	5-9	2-3	2-3	6	14	2	1	26		
Carter	12-18	4-10	5-7	4	33	3	3	32		
Meznieks	0-2	0-2	0-0	5	0	2	3	23		
Reyes	0-0	0-0	0-0	1	0	0	0	4		
Hicks	0-0	0-0	0-0	0	0	0	0	5		
Perpiglia	0-0	0-0	0-0	0	0	0	0	1		
Milon	3-4	2-3	2-2	3	10	0	2	30		
Diallo	1-1	0-0	1-2	0	3	0	1	8		
Totals	30-54	9-24	16-24	39	85	9	15	200		

ST. FRANCIS BROOKLYN BOX SCORE (12/8/12)

ST. FRANCIS BROOKLYN 64										
NAME	FG	3FG	FT	R	TP	A	TO	MIN		
Cannon	8-13	0-0	7-8	13	23	2	2	31		
Douglas	5-11	3-7	0-0	2	13	0	3	29		
Johnson	4-9	0-0	1-2	8	9	2	1	32		
Jones	1-6	0-1	0-0	2	2	6	6	20		
Mockford	3-10	2-9	0-0	0	8	1	0	34		
Santavenera	1-2	1-2	0-0	0	3	0	1	13		
Nichols	0-1	0-1	0-0	3	0	0	1	15		
Isailovic	0-1	0-1	0-0	1	0	0	0	4		
Milk	0-1	0-0	0-0	0	0	0	0	2		
White	3-5	0-0	0-1	4	6	1	4	20		
Totals	25-59	6-21	8-11	36	64	12	18	200		

BOSTON COLLEGE 72										
NAME	FG	3FG	FT	R	TP	A	TO	MIN		
Anderson	3-6	0-0	0-0	3	6	2	0	19		
Van Nest	3-7	0-2	0-0	8	6	2	3	30		
Hanlan	4-9	2-3	3-4	2	13	2	3	26		
Rahon	3-11	1-2	5-5	4	12	5	0	34		
Heckmann	6-12	2-8	4-4	4	18	5	5	35		
Odio	2-3	0-1	0-1	5	4	0	1	23		
Caudill	0-0	0-0	0-0	0	0	0	0	5		
Jackson	4-8	3-7	2-2	2	13	1	1	25		
Rubin	0-0	0-0	0-0	1	0	0	0	3		
Totals	25-56	8-23	14-16	32	72	17	13	200		

FINAL 2015 ACC STANDINGS

Team	ACC					OVERALL						
	W	L	Pct	HM	RD	W	L	Pct	HM	RD	NU	L10
Virginia	16	2	.889	8-1	8-1	30	4	.882	15-1	11-1	4-2	7-3
Duke	15	3	.833	8-1	7-2	35	4	.897	15-1	9-2	11-1	9-1
Notre Dame	14	4	.778	7-2	7-2	32	6	.842	17-2	7-2	8-2	8-2
Louisville	12	6	.667	6-3	6-3	27	9	.750	15-4	7-3	5-2	7-3
North Carolina	11	7	.611	5-4	6-3	26	12	.684	10-5	8-4	8-3	7-3
Miami	10	8	.556	5-4	5-4	25	13	.658	12-6	8-4	5-3	7-3
NC State	10	8	.556	5-4	5-4	22	14	.611	14-6	5-5	3-3	7-3
Syracuse	9	9	.500	5-4	4-4	18	13	.581	13-5	4-7	1-1	4-6
Pittsburgh	8	10	.444	6-3	3-6	19	15	.559	14-4	2-9	3-2	3-7
Clemson	8	10	.444	5-4	3-6	16	15	.516	11-6	3-7	2-2	3-7
Florida State	8	10	.444	5-4	3-6	17	16	.515	12-6	3-7	2-3	5-5
Wake Forest	5	13	.278	5-4	0-9	13	19	.406	11-7	2-10	0-2	3-7
Boston College	4	14	.222	2-7	2-7	13	19	.406	9-8	2-7	2-4	4-6
Georgia Tech	3	15	.167	2-7	1-8	12	19	.387	8-8	2-9	2-2	2-8
Virginia Tech	2	16	.111	2-7	0-9	11	22	.333	9-9	0-11	2-2	2-8

USA TODAY COACHES POLL



(bold indicates BC opponent)

	Record	Points
1 Kentucky (11)	0-0	749
North Carolina (12)	0-0	749
3 Maryland (5)	0-0	723
4 Duke (3)	0-0	686
5 Kansas (1)	0-0	675
6 Virginia	0-0	667
7 Iowa State	0-0	541
8 Oklahoma	0-0	520
9 Villanova	0-0	498
10 Arizona	0-0	477
11 Gonzaga	0-0	468
12 Wichita St	0-0	461
13 Michigan State	0-0	386
14 California	0-0	350
15 Indiana	0-0	312
16 Utah	0-0	250
17 Wisconsin	0-0	181
18 Notre Dame	0-0	172
19 LSU	0-0	163
20 Vanderbilt	0-0	153
21 Baylor	0-0	145
22 Butler	0-0	132
23 West Virginia	0-0	125
24 Connecticut	0-0	110
Purdue	0-0	110

Others receiving votes: Michigan 108, Louisville 93, Texas A&M 58, UCLA 48, Georgetown 45, Cincinnati 43, NC State 36, Oregon 33, Texas 29, Florida State 25, Xavier 25, Miami (FL) 11, San Diego State 10, Iowa 8, Providence 5, Davidson 5, Boise State 5, Ohio State 2, Stephen F Austin 2, Belmont 2, Tulsa 1, Dayton 1, Marquette 1, Old Dominion 1

Dropped out: Louisville 10, Northern Iowa 14, Arkansas 20, Xavier 22, NC State 24, Oregon 25

AP TOP 25



(bold indicates BC opponent)

	Record	Points
1 North Carolina (35)	0-0	1,566
2 Kentucky (10)	0-0	1,520
3 Maryland (14)	0-0	1,487
4 Kansas (5)	0-0	1,410
5 Duke	0-0	1,350
6 Virginia (1)	0-0	1,347
7 Iowa State	0-0	1,185
8 Oklahoma	0-0	1,088
9 Gonzaga	0-0	1,047
10 Wichita St	0-0	1,032
11 Villanova	0-0	1,013
12 Arizona	0-0	917
13 Michigan State	0-0	838
14 California	0-0	757
15 Indiana	0-0	755
16 Utah	0-0	499
17 Wisconsin	0-0	433
18 Vanderbilt	0-0	393
19 Notre Dame	0-0	360
20 Connecticut	0-0	307
21 LSU	0-0	268
22 Baylor	0-0	265
23 Purdue	0-0	236
24 Butler	0-0	223
25 Michigan	0-0	126

Others receiving votes: Oregon 116, SMU 112, West Virginia 84, Texas A&M 72, Cincinnati 63, Miami (FL) 48, Louisville 46, Georgetown 23, NC State 19, Texas 18, Florida State 18, Rhode Island 17, Dayton 12, Xavier 12, Providence 10, Iowa 6, BYU 5, Valparaiso 5, Boise State 4, Old Dominion 3, San Diego State 2, UCLA 2, Oklahoma State 2, Yale 1, UC Irvine 1, Iona 1, Central Michigan 1

Dropped out: Northern Iowa 11, Louisville 17, SMU 18, West Virginia 20, Arkansas 21, Georgetown 22, VCU 25

YOUTH MOVEMENT

- There are eight newcomers on the Boston College team, including seven freshmen.
- **Eli Carter** is a graduate student who played at Rutgers and Florida before coming to The Heights. He is already a career 1,000-point scorer.
- The seven freshmen are tied for the second most in the ACC with Duke.
- Syracuse sports a league-high eight freshmen on its roster.

THE LEADERS

- Graduate student **Eli Carter** and senior **Dennis Clifford** are a pair of fifth-year players that bring a lot of experience to a young team.
- Carter began his career at Rutgers where he stormed onto the scene to lead the team in scoring as a freshman and sophomore.
- He averaged 13.8 points, 3.1 rebounds and 2.1 assists as a freshman and then increased his scoring to 14.9 points as a sophomore before breaking his leg.
- The Paterson, N.J., product elected to transfer to Florida after Mike Rice was fired and was eligible to play immediately. His injury nagged him, though, and he could only play seven games in Gainesville in 2013-14 before receiving a medical redshirt.
- Carter returned last year and averaged 8.8 points per game in 28 games last season for Billy Donovan.
- Clifford suffered from chronic knee issues in 2012-13 and 2013-14 which limited his time on the court, but he was fully healthy last season and played in 31 games with 28 starts.
- He averaged 6.9 points and 5.5 rebounds last year in his first healthy season since he was a freshman. Clifford received a medical redshirt in the 2013-14 season.

THE NEW GUYS

- Head Coach **Jim Christian** has welcomed seven freshmen to The Heights this season and they hail from all over the world.
- The seven freshmen are the second-most in the ACC behind Syracuse's eight. Duke also has seven freshmen on its roster.
- Guard **Sammy Barnes-Thompkins** (Phoenix, Ariz./Sunnyslope) was ranked the No. 3 shooting guard in the state of Arizona and was a first-team all-stater as a junior, averaging 23.5 points per game. A McDonald's All-America nominee, he scored 40 points in the second half of a game vs. Cesar Chavez.
- Guard/forward **Gordon Gehan** (Dallas, Texas/Episcopal School of Dallas) was named all-state as a junior and senior. He averaged 24.2 points, 9.3 rebounds and 4.5 assists as a senior.
- Forward **Ervin Meznies** (Riga, Latvia/Rigas Teikas) has plenty of international experience, playing for the U20, U18 and U16 Latvia National Teams. He played for the U20 team that finished fifth at the 2015 European Championship, averaging 8.3 points and 3.7 rebounds in 10 games.
- Guard **Matt Milon** (Oviedo, Fla./Oviedo) was the Florida Class 7A Player of the year as a junior and senior, and was a McDonald's All-America nominee. He was ranked the 23rd-best prospect in Florida and played for legendary coach Ed Kerschner.
- Forward/center **Johncarlos Reyes** (Lawrenceville, Ga./Sound Doctrine Christian Academy) averaged 18.4 points, 8.7 rebounds and 3.8 blocks in his one season at Sound Doctrine. He also averaged 20.3 points, 6.0 rebounds and 4.6 blocks in the previous year at Kingdom Christian Academy and had a school record 124 blocks in his junior season.
- Guard **Jerome Robinson** (Raleigh, N.C./Needham Broughton) was named Cap-8 Conference Player of the Year as a senior after averaging 19 points and five assists. He was ranked as the sixth-best player in North Carolina and was a McDonald's All-America nominee.
- ESPN's Jeff Goodman tweeted about Robinson while at practice: "The more I watch BC frosh Jerome Robinson, the more I love him. So versatile, poised. Good size. Can't believe he got out of North Carolina."
- Forward **A.J. Turner** (Mt. Clemens, Mich./New Hampton School (NH)) was ranked as the fourth-best recruit from Michigan by ESPN. He is the first Rivals150 recruit that BC landed since Rakim Sanders in 2007. Turner transferred to New Hampton after averaging 20 points and six assists as a junior at De La Salle in Warren, Mich. He earned first team all-state honors that year. He was then named All-NEPSAC as a senior after averaging 15 points, six rebounds and four assists per game at New Hampton.

STATISTICAL ANALYSIS



EAGLES

SCORING AVERAGE	65.8	69.1
SCORING DEFENSE	67.4	64.6
SCORING MARGIN	-1.6	+4.5
FIELD GOAL PERCENTAGE	.445	.417
FIELD GOAL PERCENTAGE DEFENSE	.441	.426
3-POINT PERCENTAGE	.324	.295
3-POINT PERCENTAGE DEFENSE	.335	.368
FREE THROW PERCENTAGE	.705	.679
REBOUNDING AVERAGE	30.7	38.9
REBOUNDING MARGIN	-2.6	+6.7
TURNOVER AVERAGE	12.2	13.1
TURNOVER MARGIN	0.0	+0.3

TERRIERS

SCORING AVERAGE	
SCORING DEFENSE	
SCORING MARGIN	
FIELD GOAL PERCENTAGE	
FIELD GOAL PERCENTAGE DEFENSE	
3-POINT PERCENTAGE	
3-POINT PERCENTAGE DEFENSE	
FREE THROW PERCENTAGE	
REBOUNDING AVERAGE	
REBOUNDING MARGIN	
TURNOVER AVERAGE	
TURNOVER MARGIN	

2014-15 SITUATIONAL RECORDS



BC shoots 50 percent or better	7-1
BC shoots 40-49 percent	5-12
BC shoots 30-39 percent	1-6
BC shoots below 30 percent	0-0
Opponent shoots 50 percent or better	1-5
Opponent shoots 40-49 percent	4-12
Opponent shoots 30-39 percent	8-2
Opponent shoots below 30 percent	0-0
BC shoots better from the field	12-4
BC shoots same/worse from the field	1-15
BC leads at the half	12-6
BC is tied at the half	1-1
BC is losing at the half	0-12
BC commits fewer turnovers	7-5
BC commits more turnovers	5-11
Turnovers are even	1-3
BC has more rebounds	5-3
Opponent has more rebounds	8-13
Rebounds are even	0-3
BC shoots 70% or better on free throws	6-13
BC makes more free throws	8-2
BC scores less than 50 points	0-1
BC scores 50-59 points	1-4
BC scores 60-69 points	7-10
BC scores 70-79 points	4-3
BC scores 80-89 points	1-1
BC scores 90 or more points	0-0
Opponent scores less than 50 points	2-0
Opponent scores 50-59 points	3-0
Opponent scores 60-69 points	7-7
Opponent scores 70-79 points	1-7
Opponent scores 80-89 points	0-5
Opponent scores 90 or more points	0-0
BC bench outscores opponent bench	4-4
Leading with 10 minutes to play	13-4
Leading with 5 minutes to play	11-2
Leading with 1 minute to play	11-1
Trailing with 10 minutes to play	0-15
Trailing with 5 minutes left to play	1-16
Trailing with 1 minute left to play	2-18
Tied with 10 minutes left to play	0-0
Tied with 5 minutes left to play	1-1
Tied with 1 minute left to play	0-0
Games decided by 1-4 points	3-5
Games decided by 5-10 points	4-6
Games decided by 11 points or more	6-8
In overtime	1-2

NUMBERS LOST

- While adding eight newcomers, it is also important to note what was lost from last season.
- The Eagles return just three players who saw action last season and five overall (redshirt freshman **Idy Diallo** and sophomore **Darryl Hicks** both missed the season with injuries).
- Boston College lost 84 percent of its scoring, 73 percent of its rebounds and 88 percent of its assists from last season.
- Fifth-year senior **Dennis Clifford** is the only returning starter and BC only returns a total of 30 starts of a possible 160 from last season.
- The Eagles also lost 79 percent of their minutes from a year ago.

FINALLY HEALTHY

- Fifth-year senior **Dennis Clifford** averaged 6.9 points and 5.5 rebounds in his first fully healthy year since he was a freshman in 2011-12.
- The Bridgewater, Mass., product had two 19-point games last December, which were career highs.
- He had identical games scoring in the wins over Maine and UMass Lowell. He was 9-for-11 from the free throw line in both games and 5-for-6 from the floor.
- Clifford recorded his first career double-double in the overtime win over Harvard on January 14. He had 13 points and 10 rebounds to go along with a pair of blocks.
- Clifford led the Eagles in rebounding and blocks (37) last season, and ranked second in field goal percentage (.497).

BIG LEADS

- Boston College held double-digit leads in 16 of the 32 games this season.
- The Eagles went up by as many as 18 points in the season opener against New Hampshire. The Wildcats dwindled that lead late in the game and BC won, 58-50.
- BC stifled UMass in the first half, allowing just 24 points while the Minutemen shot 4-for-15 from the floor. Massachusetts started the second half with a 23-6 run that gave it a 47-38 lead with 13:33 left in the game.
- The Eagles led New Mexico by six points at the half and extended that lead to 47-34. BC won that game, 69-65.
- BC took a 32-21 lead into the half against West Virginia, but the Mountaineers outscored Boston College, 33-16, in an 11-minute span in the second half to build a 65-58 lead with 2:36 left.
- BC opened up a double-digit lead over Marist in the second half and it reached as high as 18 points.
- BC pulled away from Providence in the second half and held a lead of 12 points late in the game.
- The Eagles' largest lead against Maine was 15 points, and it was 19 vs. Binghamton.
- BC's largest lead last year came against UMass Lowell - it was as high as 27 points.
- The Eagles were on top of Pittsburgh, 53-43, but the Panthers scored the final 10 points of regulation and won in overtime.
- Boston College held a lead as large as 15 points against Harvard and 11 in the second half. The Crimson forced overtime but BC won in the extra session.
- The Eagles held on for a 64-62 win at Georgia Tech after being up by as many as 11 points midway through the second half.
- BC led NC State by as many as 23 points, and 22 at Virginia Tech.

A HISTORY OF GREAT GUARDS

- Boston College has become a place where guards flourish.
- Since 1980, BC has had eight point guards drafted into the NBA which ranks fifth in the country, tied with Kansas and Kentucky.
- The chart on the side shows you how Boston College stacks up nationally in that category.
- Four of those eight drafted from BC have been first-rounders which ranks eighth nationally.
- The eight Eagles drafted include: John Bagley (12th overall, 1982), Michael Adams (third round, 1985), Dominic Pressley (fifth round, 1986), Dana Barros (16th overall, 1989), Howard Easley (second round, 1994), Troy Bell (16th overall, 2003), Reggie Jackson (24th overall, 2011), Olivier Hanlan (second round, 2015).

POINT GUARDS DRAFTED SINCE 1980	
Team	PGs Drafted
UCLA	13
Texas	10
Arizona	9
Duke	9
Boston College	8
Kansas	8
Kentucky	8

EAGLES IN THE NBA

- There are currently two former Eagles playing professionally in the NBA.
- Jared Dudley was the 22nd overall pick of the 2007 draft, taken by the Charlotte Bobcats. He played for the Phoenix Suns from 2008-13 before he was traded to the LA Clippers for the 2013-14 season. He played for Milwaukee last season and is currently with the Washington Wizards.
- Reggie Jackson was drafted 24th overall by the Oklahoma City Thunder in 2011 and was traded to the Detroit Pistons on February 19 of last season.
- Other former Eagles playing professionally around the world include Troy Bell (Turkey), Olivier Hanlan (Lithuania), Patrick Heckmann (Germany), Sean Marshall (D-League), Tyrese Rice (Russia), Danny Rubin (Israel), Craig Smith (Israel) and Joe Trapani (France).

EAGLES IN THE NBA						
Player	Team (W-L)	G-GS	MPG	PPG	RPG	APG
Jared Dudley	Washington (3-4)	6-0	20.8	4.2	3.7	0.8
Reggie Jackson	Detroit (5-3)	8-8	32.8	21.9	4.3	5.3
(stats as of 11/12)						

EAGLES ON THE SIDELINES

- There are also eight former Eagles now on the sidelines serving on coaching staffs.
- Tim O'Shea is the head coach of Bryant, while Bill Curley is the head coach at nearby Emerson College.
- Biko Paris and Louis Hinnant are both assistant coaches at UMass Lowell under head coach Pat Duquette, who was an assistant coach for the Eagles.
- Dwayne Pina is an assistant coach at Brown while Mike Cotton is the associate head coach at Kennesaw State.
- Duane Woodward serves as an assistant coach at Monmouth while Howard Eisley is an assistant coach for the Washington Wizards.

EAGLES DRAFT QUINN AMSLER

- **Quinn Amsler**, a nine-year-old from nearby Lexington, became the ninth newcomer on the 2015-16 edition of the Boston College men's basketball team on October 9.
- Head Coach Jim Christian, whose team already had eight new faces, jumped at the chance to sign Quinn.
- "Sometimes you just meet a young person and you know they have the qualities you want," Christian said. "We want toughness. We want young people who understand that when adversity hits, you tackle it head on with a positive attitude. And then you want to be an inspiration for others. There was no doubt in my mind that when we met Quinn, that he is what we want in this program."
- Quinn was diagnosed with sarcoma this past April and had a bad reaction to his chemotherapy, which landed him in the hospital for multiple months. He was transferred to Spaulding Rehabilitation Hospital, where he is currently undergoing physical therapy while continuing his chemo treatments.

GAME CAPSULES



GAME 1	SCORING	1st	2nd	-	Final
	St. Francis Brooklyn				
	Boston College				
November 14, 2015 Conte Forum Chestnut Hill, MA					

GAME SUMMARY	BOX SCORE

GAME 2	SCORING	1st	2nd	-	Final
	Central Connecticut				
	Boston College				
November 19, 2015 Conte Forum Chestnut Hill, MA					

GAME SUMMARY	BOX SCORE

GAME 3	SCORING	1st	2nd	-	Final
	Harvard				
	Boston College				
November 22, 2015 Conte Forum Chestnut Hill, MA					

GAME SUMMARY	BOX SCORE

GAME 4	SCORING	1st	2nd	-	Final
	Boston College				
	Michigan State				
November 26, 2015 Titan Gym Fullerton, CA					

GAME SUMMARY	BOX SCORE

THE LAST TIME BOSTON COLLEGE...



Won in overtime	64-57 vs. Harvard - January 14, 2015
Lost in overtime	89-86 vs. Miami - February 16, 2015
Played two overtimes	Miami 89, BC 86 - February 16, 2015
Beat a No. 1 team	BC 62, Syracuse 59 (ot) - February 19, 2014
Beat a top 10 team	BC 80, Duke 74 - February 15, 2009
Beat a team ranked 11-25	BC 64, No. 15 Florida State 60 - February 8, 2012
Won by 30+ points	BC 79, St. Francis 49 - November 12, 2010
Won by 40+ points	BC 87, Long Island 46 - November 30, 2004
Won by 50+ points	BC 132, Bentley 79 - December 11, 1982
Scored 100 points	112 vs. Wake Forest - January 12, 2008
Scored 90 points	92 vs. Toledo - November 14, 2013
Scored 50 or more points in one half	54 (second half) at Virginia Tech - January 9, 2013
Scored fewer than 50 points	49 at Clemson - January 31, 2015
Both teams scored 100 points	BC 107, Rhode Island 105 - January 12, 1965
Allowed 100 points	106 vs. North Carolina - February 1, 2011
Allowed fewer than 50 points	49 vs. Auburn - November 21, 2012
Allowed fewer than 40 points	32 vs. NJIT - January 5, 2010
Shot 67% or better from the field	68.8% vs. Hartford - January 31, 2007
Shot 60% or better from the field	66.1% vs. Wake Forest - January 12, 2008
Shot under 35% from the field	31.4% at Syracuse - January 20, 2015
Shot under 30% from the field	26.9% at North Carolina - February 19, 2011
Shot 55% or better in both halves	55.0% (first), 60.9% (second) vs. Harvard - December 4, 2012
Shot 50% or better in both halves	56.5% (first), 52.2% (second) vs. West Virginia - November 21, 2014
Held opponent under 30% from the field	29.7% vs. Stony Brook - December 11, 2011
Made 45 or more field goals	45 vs. New Hampshire - December 2, 1991
Made 10 or more 3-pointers	10 at Notre Dame - February 4, 2015
Made 14 or more 3-pointers	14 vs. Virginia Tech - January 29, 2014
Did not make a 3-pointer (19.9 feet)	vs. Syracuse - March 11, 2004
Did not make a 3-pointer (20.6 feet)	vs. Shawnee State - November 20, 2005
Attempted more than 50 free throws	56 vs. Hartford - December 23, 1995
Attempted 50 free throws	50 at Wake Forest - February 8, 2006
Made 30 free throws	32 at Wake Forest - March 1, 2014
Shot 90% from the foul line (10 attempts)	90.0% (9-for-10) at #1/1 Syracuse - February 19, 2014
Shot 90% from the foul line (20 attempts)	96.0% (24-for-25) vs. Connecticut - November 21, 2013
Had 50 or more rebounds	50 vs. Maine - December 23, 2008
Had 25 or fewer rebounds	22 vs. Harvard - December 29, 2011
Had 20 or more assists	21 vs. Bryant - December 18, 2011
Had 15 or more steals	15 vs. Rutgers - February 22, 2004
Blocked 10 or more shots	11 vs. Miami - January 15, 2008
Forced 30 or more turnovers	30 vs. Virginia Tech - January 31, 2001
Had five players score in double figures	5 vs. NC State - February 28, 2015
Had six or more players score in double figures	6 vs. Wake Forest - January 12, 2008
Overcame a double-digit halftime deficit	Maryland 40, BC 29 at half - January 27, 2009

THE LAST TIME A BOSTON COLLEGE PLAYER...

Scored 49 points	John Austin (49) vs. Georgetown - February 21, 1964
Scored 40 or more points	Olivier Hanlan (41) vs. Georgia Tech - March 14, 2013
Scored 30 or more points	Olivier Hanlan (39) at Pittsburgh - February 24, 2015
Two players had 20 points	Olivier Hanlan (39) and Aaron Brown (20) at Pittsburgh - February 24, 2015
Three players had 20 points	Tyrese Rice (26), Jared Dudley (23) and Sean Marshall (22) vs. Florida State - January 23, 2007
Made 20 field goals	Jim Hooley (21) vs. Brandeis - February 14, 1962
Made six or more 3-pointers	Olivier Hanlan (6) at Notre Dame - February 4, 2015
Made seven or more 3-pointers	Olivier Hanlan (8) vs. Georgia Tech - March 14, 2013
Made nine or more 3-pointers	Dana Barros (9) at Pittsburgh - January 7, 1989
Attempted 20 free throws	Jared Dudley (21) vs. UW-Milwaukee - March 19, 2005
Made 10 or more free throws	Olivier Hanlan (14) at Pittsburgh - February 24, 2015
Made 15 or more free throws	Olivier Hanlan (15) vs. Maryland - December 12, 2013
Made 18 or more free throws	Jared Dudley (18) vs. UW-Milwaukee - March 19, 2005
Was perfect with 15 or more free throws	Troy Bell (17-for-17) vs. Iowa State - December 11, 2001
Had 31 rebounds	Terry Driscoll (31) vs. Fordham - February 8, 1969
Had 20 rebounds	Danya Abrams (20) vs. Providence - January 22, 1994
Had 15 or more rebounds	Ryan Anderson (19) vs. New Hampshire - December 16, 2012
Two players had 10 rebounds	Ryan Anderson (14) and Dennis Clifford (10) vs. Bryant - November 25, 2012
Two players had a double-double	Marshall (30-10) and Williams (19-10) vs. Duquesne - December 28, 2006
Shot 100% from the field (min. 10)	Corey Raji (12-for-12) vs. Maine - December 23, 2008
Had 10 or more assists	Reggie Jackson (10) vs. Holy Cross - January 22, 2010
Had 15 or more assists	Jim O'Brien (18) vs. Le Moyne - December 16, 1970
Had eight steals	Troy Bell (8) vs. Syracuse - February 7, 2001
Had 10 or more blocks	Tyrelle Blair (11) at Maryland - December 9, 2008
Had 13 blocks	Sean Williams (13) vs. Duquesne - December 28, 2006
Had a double-double	Dennis Clifford (13 points, 10 rebounds) vs. Harvard - January 14, 2015
Had a triple-double	Sean Williams (19 points, 13 blocks, 10 rebounds) vs. Duquesne - December, 2006

ROSTER INFORMATION

BOSTON COLLEGE NUMERICAL ROSTER

BY POSITION

Total Players (13)

Guards (7)

Sammy Barnes-Thompkins
Eli Carter
Gordon Gehan
Darryl Hicks
Matt Milon
Steve Perpiglia
Jerome Robinson

Forwards (5)

Idy Diallo
Ervins Meznies
Garland Owens
Johncarlos Reyes
A.J. Turner

Centers (1)

Dennis Clifford

BY CLASS

Graduate Students (1)

Eli Carter

Seniors (2)

Dennis Clifford
Steve Perpiglia

Juniors (1)

Garland Owens

Sophomores (1)

Darryl Hicks

Redshirt Freshmen (1)

Idy Diallo

Freshmen (7)

Sammy Barnes-Thompkins
Gordon Gehan
Ervins Meznies
Matt Milon
Johncarlos Reyes
Jerome Robinson
A.J. Turner

PRONUNCIATIONS

IDY DIALLO: EE-dee JAL-oh
Gordon GEHAN: GEE (rhymes with "key") -han
Matt MILON: Muh-LAHN
Steve PERPIGLIA: per-PEEL-ee-ah

No.	Name	Cl.	Pos.	Ht.	Wt.	High School/Hometown
1	Jerome Robinson	FR	G	6-5	181	Raleigh, NC/Needham Broughton
2	Darryl Hicks	SO	G	6-2	192	Louisville, KY/Trinity
3	Eli Carter	GR	G	6-2	200	Paterson, NJ/Brewster Academy
4	Idy Diallo	R-FR	F	6-11	253	Los Angeles, CA/Cathedral
5	Garland Owens	JR	F	6-5	225	Gaithersburg, MD/Magruder
10	Ervins Meznies	FR	F	6-7	218	Riga, Latvia/Rigas Teikas
11	A.J. Turner	FR	F	6-7	190	Mt. Clemens, MI/New Hampton School (NH)
12	Johncarlos Reyes	FR	F/C	6-10	216	Lawrenceville, GA/Sound Doctrine Christian Acad.
20	Steve Perpiglia	SR	G	5-10	165	Broomall, PA/Malvern Prep
22	Matt Milon	FR	G	6-4	200	Oviedo, FL/Oviedo
24	Dennis Clifford	SR	C	7-0	262	Bridgewater, MA/Milton Academy
25	Gordon Gehan	FR	G/F	6-5	220	Dallas, TX/Episcopal School of Dallas
55	Sammy Barnes-Thompkins	FR	G	6-3	192	Phoenix, AZ/Sunnyslope

BOSTON COLLEGE ALPHABETICAL ROSTER

No.	Name	Cl.	Pos.	Ht.	Wt.	High School/Hometown
55	Sammy Barnes-Thompkins	FR	G	6-3	192	Phoenix, AZ/Sunnyslope
3	Eli Carter	GR	G	6-2	200	Paterson, NJ/Brewster Academy
24	Dennis Clifford	SR	C	7-0	262	Bridgewater, MA/Milton Academy
4	Idy Diallo	R-FR	F	6-11	253	Los Angeles, CA/Cathedral
25	Gordon Gehan	FR	G/F	6-5	220	Dallas, TX/Episcopal School of Dallas
2	Darryl Hicks	SO	G	6-2	192	Louisville, KY/Trinity
10	Ervins Meznies	FR	F	6-7	218	Riga, Latvia/Rigas Teikas
22	Matt Milon	FR	G	6-4	200	Oviedo, FL/Oviedo
5	Garland Owens	JR	F	6-5	225	Gaithersburg, MD/Magruder
20	Steve Perpiglia	SR	G	5-10	165	Broomall, PA/Malvern Prep
12	Johncarlos Reyes	FR	F/C	6-10	216	Lawrenceville, GA/Sound Doctrine Christian Acad.
1	Jerome Robinson	FR	G	6-5	181	Raleigh, NC/Needham Broughton
11	A.J. Turner	FR	F	6-7	190	Mt. Clemens, MI/New Hampton School (NH)

BOSTON COLLEGE COACHES AND STAFF

Head Coach.....	Jim Christian (Rhode Island '88)
Assistant Coach.....	Scott Spinelli (Boston University '89)
Assistant Coach.....	Bill Wuczynski (UNLV '96)
Assistant Coach.....	Stan Heath (Eastern Washington '88)
Director of Basketball Operations.....	Dan McDermott (Boston College '04)
Video Coordinator.....	Chip Cunningham (TCU '11)
Graduate Assisant.....	Dan Viscariello (Salem State '13)
Athletic Trainer.....	Scott Gallon (Springfield '00)



HEAD COACH JIM CHRISTIAN

**SECOND SEASON AT BOSTON COLLEGE
14TH SEASON OVERALL
256-172 CAREER RECORD**

Jim Christian, who was hired as the 12th head basketball coach at Boston College on April 3, 2014, enters his second season on The Heights.

Christian was a two-time Mid-American Conference Coach of the Year and led teams to eight postseason appearances in his 12 seasons as a head coach at Ohio, TCU and Kent State. He has coached four All-Americans, three MAC Players of the Year and 31 all-conference honorees.

In his first season at Boston College, Christian guided guard Olivier Hanlan to First Team All-ACC and honorable mention All-America honors. Hanlan was the leading scorer in the ACC (19.5) which ranked 22nd in the country. He also led all major conference players in scoring average during league play (21.9). In addition, Hanlan led the ACC in 3-point percentage (.436) and ranked third in 3-pointers made (2.83), fifth in free throw percentage (.810), sixth in field goal percentage (.483) and 10th in assists (4.00) during conference action.

Hanlan was drafted by the Utah Jazz in the second round (42nd overall) of the 2015 NBA Draft.

Prior to moving to Chestnut Hill, Christian spent the previous two seasons as head coach at Ohio, leading the Bobcats to a 49-22 record in that time. In his first season at the helm, Ohio went 24-10 and earned a bid to the NIT. The Bobcats won their first regular season MAC title since 1994 and they tied a program record with 14 league wins and seven road victories. He was named the NABC District 14 Coach of the Year.

Ohio led the nation in assists per game (17.5) in 2012-13 and ranked seventh in the country in turnover margin (+4.7). Under his guidance, guard D.J. Cooper ranked seventh in the nation in assists and was the first MAC Player of the Year from Ohio since 1995.

In 2013-14, the Bobcats went 25-12 and advanced to the quarterfinals of the College Insider Tournament. It was just the third time in school history that an Ohio team reached 25 wins.

Christian, who also spent six seasons at Kent State from 2002-08, is the all-time leader in winning percentage (.700) in Mid-American Conference history and reached 20 wins in all eight of his seasons in the conference.

Prior to his time at Ohio, Christian was the head coach at TCU from 2008-12. While in Fort Worth, he had a record of 56-73 (.434) and led the Horned Frogs to their first postseason appearance since 2005 when they played in the 2012 College Basketball Invitational. He coached six All-Mountain West players while in Fort Worth.

One of those players was guard Hank Thorns, Jr., who earned first team honors after ranking in the top 12 in the country in both assists and assist/turnover ratio, the only player in the nation to accomplish that feat in 2010-11.

Christian began his head coaching career at Kent State where he compiled a record of 138-58 (.704). He led the Golden Flashes to five postseason appearances in his six seasons at the helm. He earned MAC Coach of the Year accolades in 2006 and 2008, both times leading Kent State to the conference title and an appearance in the NCAA Tournament. The Golden Flashes earned NIT berths in each of his first three seasons.

Kent State won 20 games every year that Christian was the head coach and he guided it to its first-ever top 25 ranking in both the Associated Press and ESPN/USA Today polls.

The 2007-08 season was one of the best in Kent State history. The Golden Flashes finished 28-7 with a school-record 25 regular-season wins and won the Mid-American Conference regular-season and tournament championships. Christian guided Kent State to a No. 9 seed in the NCAA Tournament which was the best seed in program history.

While in Kent, Christian mentored two honorable-mention All-Americans (Antonio Gates, DeAndre Haynes), two MAC Players of the Year (DeAndre Haynes, Al Fisher), three MAC Defensive Players of the Year (Demetric Shaw, John Edwards, Haminn Quaintance), one MAC Sixth Man of the Year (Kevin Warzynski) and a total of 19 All-MAC selections, including six first teamers.

Christian served as an assistant coach for the Golden Flashes in 2001-02 when they advanced to the Elite Eight. Prior to his time in Kent, Christian was a college basketball talent evaluator at Octagon Sports Marketing and Management.

Christian served as an assistant coach at Pittsburgh from 1996-99 under Ralph Willard. He guided the development of Vonteeego Cummings, a two-time All-Big East player who went on to play for the Philadelphia 76ers and Golden State Warriors.

Christian served as an assistant coach under former Miami (Ohio) and current Arizona State head coach Herb Sendek during the 1995-96 campaign. The RedHawks recorded a 21-8 overall record, including a 12-6 mark in conference action, and earned a berth in the NIT.

Christian worked at Western Kentucky for the 1994-95 season as the Hilltoppers went 27-4, including a 17-1 record in the Sun Belt Conference. That season, Western Kentucky recorded the fourth-most wins in program history and earned a berth in the NCAA Tournament after winning the conference tournament.

Christian's first full-time assistant coaching position came at St. Francis (Pa.). In his two seasons with the Red Flashes, Christian guided the development of two-time All-Northeast Conference performer Deon George and Jason Roberts.

A native of Bethpage, N.Y., Christian was an all-state guard at St. Dominic High School while playing under Ralph Willard. Christian was recruited by current Louisville head coach Rick Pitino to Boston University where he played two seasons before transferring to Rhode Island.

Christian played his final two campaigns under Tom Penders at the University of Rhode Island where he helped the Rams reach the Sweet Sixteen in the 1988 NCAA Tournament.

The standout guard led the Rams to victories over Missouri and Syracuse before losing a 73-72 game to Duke for the right to advance to the Elite Eight. After graduation, Christian spent one season playing professionally in Australia for the Sydney City Comets.

Christian earned his bachelor's degree in consumer affairs from the University of Rhode Island in 1988. He and his wife, Patty, have three children, MacKenzie, Zach and Jay.

THE CHRISTIAN FILE

Education: University of Rhode Island (B.S., Consumer Affairs, 1988)

Coaching Experience:

Boston College (Head coach, 2014-present)

Ohio University (Head coach, 2012-14)

Texas Christian University (Head coach, 2008-12)

Kent State University (Head coach, 2002-08)

Kent State University (Assistant coach, 2001-02)

University of Pittsburgh (Assistant coach, 1996-99)

Miami (OH) University (Assistant coach, 1995-96)

Western Kentucky University (Assistant coach, 1994-95)

St. Francis (Pa.) University (Assistant coach, 1992-94)

Western Kentucky University (Assistant coach, 1990-92)

Year	School	Record	Pct.	Postseason	Honors
2002-03	Kent State	22-9	.710	NIT First Round	MAC East Div. Champs
2003-04	Kent State	22-9	.710	NIT First Round	MAC East Div. Champs
2004-05	Kent State	20-13	.606	NIT First Round	
2005-06	Kent State	25-9	.735	NCAA First Round	MAC Coach of the Year MAC Champs*
2006-07	Kent State	21-11	.656		
2007-08	Kent State	28-7	.800	NCAA First Round	MAC Coach of the Year MAC Champs*
2008-09	TCU	14-17	.452		
2009-10	TCU	13-19	.406		
2010-11	TCU	11-22	.333		
2011-12	TCU	18-15	.545	CBI Quarterfinals	
2012-13	Ohio	24-10	.706	NIT First Round	District 14 Coach of the Year MAC Champs*
2013-14	Ohio	25-12	.676	CIT Quarterfinals	
2014-15	Boston College	13-19	.406		
Totals	13 years	256-172	.598	8 appearances	

* Regular-season champion

^ Tournament champion



JEROME ROBINSON



FR | Guard | 6-5 | 181

Raleigh, NC | Needham Broughton

NOTES: Named Cap-8 Conference Player of the Year as a senior after averaging 19 points and five assists ... led Needham Broughton to a 23-3 record ... ranked as the sixth-best player in North Carolina by Phenom Hoop Report ... McDonald's All-America nominee ... named the HighSchoolOT Holiday Invitational MVP after leading the Capitals to the championship ... led Broughton to a 20-7 record as a junior ... played in the North Carolina-South Carolina all-star game ... played with Garner Road Elite in the adidas Gauntlet in the summer of 2014 ... was one of three players to start all 16 games and averaged a team-high 24.7 minutes, averaging 9.6 points and a team-best 2.3 assists per game ... also served as captain of the baseball team at Broughton.

CAREER STATS



YEAR	GP-GS	MIN	FG-A	PCT	3FG-A	PCT	FTM-A	PCT	REB	PTS	A	TO	B	S
15-16														

CAREER HIGHS



Points
Rebounds
Assists
Blocks
Steals
Field Goals Made
3-Pointers Made
Free Throws Made
Free Throw Attempts
Minutes



DARRYL HICKS



SO | Guard | 6-2 | 192

Louisville, KY | Trinity

2014-15: Sat out the season to recover from another torn ACL.

2013-14: Sat out the season to recover from a torn ACL.

NOTES: Played his final two seasons at Trinity after playing a year at Shelby County and North Oldham ... one of five finalists for Kentucky's Mr. Basketball award as a senior; averaged 16.0 points and 5.3 rebounds ... led Trinity to the Seventh Region Tournament finals ... led the Shamrocks to the state title by averaging 12.1 points as a junior.

CAREER STATS



YEAR	GP-GS	MIN	FG-A	PCT	3FG-A	PCT	FTM-A	PCT	REB	PTS	A	TO	B	S
15-16														

CAREER HIGHS



Points
Rebounds
Assists
Blocks
Steals
Field Goals Made
3-Pointers Made
Free Throws Made
Free Throw Attempts
Minutes



ELI CARTER



GR | Guard | 6-2 | 200

Paterson, NJ | Brewster Academy

NOTES: Transferred from Florida after playing two seasons and graduating ... has one year of eligibility remaining and is available to play immediately ... played first two seasons at Rutgers ... career 1,000-point scorer between his time at Florida and Rutgers.

AT FLORIDA: Appeared in 35 games in two seasons and made 17 starts ... only appeared in seven games in 2013-14 and received a medical redshirt to rehab a leg injury he sustained the previous season at Rutgers ... made all 17 starts as a senior and averaged 24.5 minutes ... averaged 8.8 points, 2.0 rebounds and 1.6 assists per game last year ... had three 20-point games and reached double figures 12 times.

AT RUTGERS: Appeared in 56 games and made 46 starts in his first two collegiate seasons ... led the team in scoring both seasons, averaging 13.8 as a freshman and 14.9 as a sophomore before he fractured his fibula ... led Rutgers with five 20-point games as a freshman ... was 12th in the Big East in scoring as a sophomore.

CAREER STATS



YEAR	GP-GS	MIN	FG-A	PCT	3FG-A	PCT	FTM-A	PCT	REB	PTS	A	TO	B	S
11-12	32-28	29.8	153-374	.409	55-156	.353	80-115	.696	3.1	13.8	68	88	3	42
12-13	24-18	28.8	112-292	.384	39-122	.320	95-110	.864	2.8	14.9	50	66	2	25
13-14	7-0	7.6	1-14	0.71	1-9	.111	0-2	.000	0.7	0.4	2	3	0	0
14-15	28-17	24.5	85-235	.362	43-141	.305	34-42	.810	2.0	8.8	55	44	0	24
15-16														
Car.	91-63	22.7	351-925	.379	138-428	.322	209-269	.777	2.2	9.5	175	201	5	91

CAREER HIGHS



Points
Rebounds
Assists
Blocks
Steals
Field Goals Made
3-Pointers Made
Free Throws Made
Free Throw Attempts
Minutes



IDY DIALLO



R-FR | Forward | 6-11 | 253

Los Angeles, CA | Cathedral

2014-15: Redshirted the season due to injury.

NOTES: Named to the All-California Interscholastic Federation Second Team as a senior after averaging 10.6 and 8.6 rebounds per game at Cathedral ... also averaged 2.4 blocks, 1.4 assists and 1.2 steals in 18 games as a senior ... named to the Cal-Hi Sports All-State Elite team ... led the 24-6 Phantoms to the CIFSS Open Division playoffs and was named MVP of the Camino Real League ... named Athlete of the Year at Cathedral.

CAREER STATS



YEAR	GP-GS	MIN	FG-A	PCT	3FG-A	PCT	FTM-A	PCT	REB	PTS	A	TO	B	S
15-16														

CAREER HIGHS



Points
Rebounds
Assists
Blocks
Steals
Field Goals Made
3-Pointers Made
Free Throws Made
Free Throw Attempts
Minutes



GARLAND OWENS



JR | Forward | 6-5 | 225

Gaithersburg, MD | Magruder

2014-15: Recorded nine points and four rebounds against Wake Forest (3/7) ... had seven points and five rebounds in first start of the season at Florida State (2/18) ... scored a season-high nine points (all in first half) vs. Pittsburgh (1/6) ... scored eight points vs. Dayton (11/23) ... had seven points and four rebounds against New Mexico (11/20) ... had two points and two rebounds in the season-opener vs. UNH (11/14).

2013-14: Played in 30 games and made four starts; appeared in 16 ACC contests ... averaged 3.7 points, 1.8 rebounds and 0.4 assists per game; averaged 4.1 points, 1.7 rebounds and 0.4 assists in ACC action ... scored in double figures twice ... notched a season-high 16 points in 19 minutes off the bench against Maryland (12/12) ... was 6-for-8 from the floor and 4-for-5 from beyond the arc in that game.

NOTES: Spent a postgrad year at Massanutten Military Academy in Virginia after graduating from Magruder ... Montgomery County Sentinel Player of the Year as a senior ... earned All-Sentinel first-team and all-league first-team honors from the Washington Post ... honorable mention all-metropolitan selection by the Washington Post ... played in the 39th annual Capital Classic all-star game ... led Magruder to the 4A state title as a senior ... all-time leading rebounder for the Colonels.

CAREER STATS



YEAR	GP-GS	MIN	FG-A	PCT	3FG-A	PCT	FTM-A	PCT	REB	PTS	A	TO	B	S
13-14	30-4	15.3	42-82	.512	14-36	.389	12-23	.522	1.8	3.7	13	12	4	7
14-15	32-2	16.1	47-92	.511	3-13	.231	13-21	.619	2.0	3.4	17	25	5	6
Car.	62-6	16.0	89-174	.511	17-49	.347	25-44	.568	1.9	3.5	30	37	9	13

CAREER HIGHS



Points	16 vs. Maryland (12/12/13)
Rebounds	5 (2x) last at Florida State (2/18/15)
Assists	2 (5x) last at Florida State (2/18/15)
Blocks	2 (2x) last vs. Marist (12/1/14)
Steals	2 vs. UMass Lowell (12/29/14)
Field Goals Made	6 vs. Maryland (12/12/13)
3-Pointers Made	4 vs. Maryland (12/12/13)
Free Throws Made	4 vs. Dayton (11/23/14)
Free Throw Attempts	5 at Florida State (2/18/15)
Minutes	32 at Florida State (2/18/15)



ERVINS MEZNIKES



FR | Forward | 6-7 | 218

Riga, Latvia | Rigas Teikas

NOTES: Played for the Latvia U20 National Team that finished fifth at the 2015 European Championship ... averaged 8.3 points and 3.7 rebounds in 10 games, and had seven games of double figure scoring ... played for Latvia at the 2013 and 2014 U18 European Championship ... averaged 11.7 points and 5.7 rebounds in nine games in 2014 ... team placed fourth in the 2013 tournament ... also played for the U16 team in 2012, averaging 14.5 points and 4.3 rebounds.

CAREER STATS



YEAR	GP-GS	MIN	FG-A	PCT	3FG-A	PCT	FTM-A	PCT	REB	PTS	A	TO	B	S
15-16														

CAREER HIGHS



Points
Rebounds
Assists
Blocks
Steals
Field Goals Made
3-Pointers Made
Free Throws Made
Free Throw Attempts
Minutes



A.J. TURNER



FR | Forward | 6-7 | 190

Mt. Clemens, MI | New Hampton

NOTES: Ranked as the fourth-best recruit from Michigan by ESPN ... the first Rivals150 recruit that BC landed since Rakim Sanders in 2007 ... transferred to New Hampton after averaging 20 points and six assists as a junior at De La Salle in Warren, Michigan in 2012-13 ... earned first team all-state honors that year ... named All-NEPSAC as a senior after averaging 15 points, six rebounds and four assists per game at New Hampton ... served as team captain ... played with The Family AAU program ... participated in skills academies hosted by LeBron James and Kevin Durant.

CAREER STATS



YEAR GP-GS MIN FG-A PCT 3FG-A PCT FTM-A PCT REB PTS A TO B S
15-16

CAREER HIGHS



Points
Rebounds
Assists
Blocks.....
Steals.....
Field Goals Made.....
3-Pointers Made.....
Free Throws Made.....
Free Throw Attempts.....
Minutes.....



JOHNCARLOS REYES



FR | Forward/Center | 6-10 | 216

Lawrenceville, GA | Sound Doctrine Christian Academy

NOTES: Averaged 18.4 points, 8.7 rebounds and 3.8 blocks in his one season at Sound Doctrine ... averaged 20.3 points, 6.0 rebounds and 4.6 blocks in the previous year at Kingdom Christian Academy ... had a school record 124 blocks in his junior season ... recorded 13 blocks in a game as a freshman ... played for Game Elite and went 15-3 in the adidas Gauntlet this past summer.

CAREER STATS



YEAR GP-GS MIN FG-A PCT 3FG-A PCT FTM-A PCT REB PTS A TO B S
15-16

CAREER HIGHS



Points
Rebounds
Assists
Blocks.....
Steals.....
Field Goals Made.....
3-Pointers Made.....
Free Throws Made.....
Free Throw Attempts.....
Minutes.....



STEVE PERPIGLIA

SR | Guard | 5-10 | 165
Broomall, PA | Malvern Prep

2014-15: Appeared in 17 games, including eight ACC contests ... averaged 0.1 points and 0.3 assists per game; averaged 0.6 assists in ACC action ... scored lone basket of the season against UMass Lowell (12/29) ... recorded a career-high two assists at Clemson (1/31) and had a steal ... also had assists in games against Wake Forest (3/7), Pittsburgh (1/6) and Duke (1/3).

2013-14: Appeared in three games, including two ACC contests ... averaged 0.7 points and 0.3 rebounds per game; averaged 0.5 rebounds in ACC games ... scored first collegiate points at Purdue (12/4).

NOTES: Earned all-league first team and all-city third team honors as a senior ... led Malvern Prep to consecutive Inter-Ac championships as a junior and senior; the Friars' first outright titles in 25 years ... was the starting point guard those two seasons; the team went a combined 52-10 ... averaged 12.5 points, 6.4 assists and 5.3 rebounds per game as a senior.

CAREER STATS

YEAR	GP-GS	MIN	FG-A	PCT	3FG-A	PCT	FTM-A	PCT	REB	PTS	A	TO	B	S
12-13	4-0	2.0	0-4	.000	0-2	.000	0-0	.000	0.3	0.0	0	2	0	0
13-14	3-0	1.3	1-2	.500	0-1	.000	0-0	.000	0.3	0.7	0	0	0	0
14-15	17-0	1.7	1-2	.500	0-1	.000	0-0	.000	0.0	0.1	5	3	0	1
Car.	24-0	1.7	2-8	.250	0-4	.000	0-0	.000	0.1	0.2	5	5	0	2

CAREER HIGHS

Points	2 (2x) last vs. UMass Lowell (12/29/14)
Rebounds	1 (2x) last vs. Virginia Tech (1/29/14)
Assists	2 at Clemson (1/31/15)
Blocks	
Steals	1 (2x) last vs. Notre Dame (2/21/15)
Field Goals Made	1 (2x) last vs. UMass Lowell (12/29/14)
3-Pointers Made	
Free Throws Made	
Free Throw Attempts	
Minutes	4 vs. Dartmouth (12/31/12)



MATT MILON

FR | Guard | 6-4 | 200
Oviedo, FL | Oviedo

NOTES: Named Florida Class 7A Player of the year as a junior and senior ... also named first-team all-state in those seasons ... named 7A Player of the Year as senior by the Florida Association of Basketball Coaches and was a McDonald's All-American nominee ... three-time first-team all-conference selection ... ranked the 23rd-best prospect in the state of Florida by Florida Hoops ... averaged 23.0 points and 7.0 rebounds in leading Oviedo to the state championship game as a senior ... averaged more than 18 points and five rebounds as a junior, and led the team to the Florida 7A state title ... played for head coach Ed Kerschner, who was named National Coach of the Year in 2015 by the National High School Athletic Coaches Association ... also played for the AAU team Q6 All-Stars Elite.

CAREER STATS

YEAR	GP-GS	MIN	FG-A	PCT	3FG-A	PCT	FTM-A	PCT	REB	PTS	A	TO	B	S
15-16														

CAREER HIGHS

Points	
Rebounds	
Assists	
Blocks	
Steals	
Field Goals Made	
3-Pointers Made	
Free Throws Made	
Free Throw Attempts	
Minutes	



DENNIS CLIFFORD

SR | Center | 7-0 | 262
Bridgewater, MA | Milton Academy

2014-15: Appeared in 31 games and made 28 starts; played in 17 ACC contests with 14 starts ... averaged 6.9 points, 5.5 rebounds and 0.9 assists per game ... led the team in rebounding and ranked 24th in the ACC ... scored in double figures seven times and had five or more rebounds 21 times ... scored a career-high 19 points to go along with seven rebounds and three blocks against Maine (12/11) ... also notched 19 points vs. UMass Lowell (12/29) ... went 9-for-11 from the free throw line in both of those games ... had 17 points, six rebounds and four assists against Notre Dame (2/21) ... posted 13 points and 10 rebounds against Harvard (1/14) for his first career double-double ... recorded 10 points and nine boards at Virginia Tech (3/2) ... also scored 10 points in games against NC State (2/28) and Miami (2/16).

NOTES: Played three years at Bridgewater-Raynham HS (starter in 2007-08 and 2008-09) ... transferred to Milton Academy, where he played two seasons ... earned NEPSAC All-New England Class A Player of the Year honors as a senior at Milton Academy ... twice captured All-Independent School League first-team honors ... was also a two-time Patriot Ledger All-Scholastic selection.

CAREER STATS

YEAR	GP-GS	MIN	FG-A	PCT	3FG-A	PCT	FTM-A	PCT	REB	PTS	A	TO	B	S
11-12	31-25	26.9	108-207	.522	2-10	.200	59-89	.663	4.7	8.9	35	79	29	12
12-13	30-14	14.6	31-65	.477	2-4	.500	19-34	.559	3.2	2.8	15	27	26	5
13-14	2-0	16.5	3-4	.750	0-0	.000	0-0	.000	4.5	3.0	2	2	0	0
14-15	31-28	25.3	75-151	.497	3-6	.500	62-85	.729	5.5	6.9	28	38	37	11
Car.	94-67	22.2	219-428	.512	7-20	.350	140-208	.673	4.5	6.2	79	146	94	28

CAREER HIGHS

Points	19 (2x) last vs. UMass Lowell (12/29/14)
Rebounds	10 (2x) last vs. Harvard (1/14/15)
Assists	4 (2x) last vs. Notre Dame (2/21/15)
Blocks	3 (9x) last vs. NC State (2/28/15)
Steals	2 (3x) last vs. Maine (12/11/14)
Field Goals Made	6 (2x) last vs. FIU (11/11/12)
3-Pointers Made	1 (6x) last at Virginia Tech (3/2/15)
Free Throws Made	9 (2x) last vs. UMass Lowell (12/29/14)
Free Throw Attempts	11 (2x) last vs. UMass Lowell (12/29/14)
Minutes	46 vs. Rhode Island (1/2/12)



GORDON GEHAN

FR | Guard/Forward | 6-5 | 220
Dallas, TX | Episcopal School of Dallas

NOTES: Named all-state as a junior and senior ... also named to the all-conference team three times ... served as team captain as a senior, averaging 24.2 points, 9.3 rebounds and 4.5 assists ... scored a school-record 42 points in a game ... also played for Team Texas TD.

CAREER STATS

YEAR	GP-GS	MIN	FG-A	PCT	3FG-A	PCT	FTM-A	PCT	REB	PTS	A	TO	B	S
15-16														

CAREER HIGHS

Points
Rebounds
Assists
Blocks
Steals
Field Goals Made
3-Pointers Made
Free Throws Made
Free Throw Attempts
Minutes



SAMMY BARNES-THOMPKINS

FR | Guard | 6-3 | 192
Phoenix, AZ | Sunnyslope

NOTES: Ranked the No. 3 shooting guard in the state of Arizona by 247Sports ... was a first-team all-state and all-city selection as a junior, averaging 23.5 points while leading Sunnyslope to the state quarterfinals ... shot 51 percent from the field that season ... McDonald's All-America nominee ... a Pangos All-American Camp all-star after ranking second in the camp in scoring ... a Reebok Breakout Camp invitee ... scored 40 points in the second half of a game against Cesar Chavez ... played AAU with Arizona Magic.

CAREER STATS

YEAR	GP-GS	MIN	FG-A	PCT	3FG-A	PCT	FTM-A	PCT	REB	PTS	A	TO	B	S
15-16														

CAREER HIGHS

Points
Rebounds
Assists
Blocks.....
Steals.....
Field Goals Made.....
3-Pointers Made.....
Free Throws Made
Free Throw Attempts
Minutes

BOSTON COLLEGE STATISTICS: 2014-15 PTS-REBS-ASSISTS



Opponent	Date	Score	00		01		04		05		10		11		13	
			OWENS,GARL	BATTEN,DIM	ODIO,EDDIE	CAUDILL,KC	PERPIGLIA,	MAGARITY,W	CARNEY,JOH							
UNH	11-14-14	58-50	w	2-2-2	0-3-0	2-8-1	DNP	DNP	DNP	DNP	8-3-0	DNP				
vs Massachusetts	11-16-14	62-71	L	0-5-0	8-0-1	2-3-2	DNP	0-0-0	0-0-0	0-0-0	5-2-0	0-5-0				
vs New Mexico	11-20-14	69-65	w	7-4-2	4-2-1	5-3-2	DNP	0-0-0	0-0-0	0-0-0	0-3-0	0-2-0				
vs West Virginia	11/21/14	66-70	L	4-3-0	0-1-1	2-1-0	DNP	DNP	DNP	DNP	5-3-3	2-3-1				
vs Dayton	11/23/14	53-65	L	8-1-1	6-3-1	11-5-0	DNP	0-0-0	0-0-0	0-0-0	2-0-0	0-2-0				
MARIST	12-1-14	79-61	w	5-3-1	17-2-0	DNP	DNP	0-0-0	0-0-0	0-0-0	6-5-1	4-3-0				
PROVIDENCE	12-5-14	69-60	w	0-0-1	11-6-0	DNP	DNP	DNP	DNP	DNP	6-6-3	0-0-0				
MAINE	12-11-14	85-74	w	2-2-0	12-2-4	DNP	0-0-0	0-0-0	0-0-0	0-0-0	6-3-0	2-1-1				
BINGHAMTON	12-14-14	63-49	w	2-0-0	18-3-1	0-3-1	DNP	0-0-0	0-0-0	0-0-0	0-4-0	0-1-0				
USC	12-21-14	71-75	L	2-2-0	7-3-3	0-4-0	DNP	DNP	DNP	DNP	7-2-0	DNP				
UMASS LOWELL	12-29-14	70-47	w	0-0-0	8-1-0	2-1-2	DNP	2-0-0	2-0-0	0-0-0	0-0-0	0-1-0				
at Duke	1/3/15	62-85	L	4-4-0	7-2-2	0-5-0	DNP	0-0-1	0-0-1	0-0-1	1-4-1	0-3-0				
PITTSBURGH	1-6-15	60-61	L	9-2-0	9-3-0	4-0-0	DNP	0-0-1	0-0-1	0-0-1	0-2-0	0-0-0				
at Miami	01-10-15	56-60	L	4-2-0	7-3-1	13-6-2	DNP	0-0-0	0-0-0	0-0-0	2-5-0	DNP				
HARVARD	1-14-15	64-57	w	2-0-0	4-3-1	0-5-1	DNP	0-0-0	0-0-0	0-0-0	2-0-0	DNP				
VIRGINIA	1-17-15	51-66	L	0-3-0	2-3-0	0-2-1	DNP	0-0-0	0-0-0	0-0-0	6-1-0	DNP				
at Syracuse	1/20/15	61-69	L	0-0-0	17-5-1	0-2-2	DNP	DNP	DNP	DNP	0-1-1	0-0-0				
at Georgia Tech	1/25/15	64-62	w	3-3-0	2-3-0	2-1-2	DNP	DNP	DNP	DNP	9-5-2	0-2-1				
LOUISVILLE	1-28-15	72-81	L	5-2-0	5-6-2	0-3-0	DNP	DNP	DNP	DNP	9-6-0	DNP				
at Clemson	1/31/15	49-64	L	2-4-0	5-4-1	5-2-1	DNP	0-0-2	0-0-2	0-0-2	0-3-1	0-1-0				
at Notre Dame	2-4-15	63-71	L	6-0-0	5-5-2	2-3-1	DNP	DNP	DNP	DNP	DNP	0-1-0				
NORTH CAROLINA	2-7-15	68-79	L	2-1-2	3-3-3	0-0-2	DNP	DNP	DNP	DNP	DNP	2-1-0				
SYRACUSE	2-11-15	56-70	L	2-1-0	4-1-2	0-0-0	DNP	DNP	DNP	DNP	2-1-0	0-1-0				
MIAMI	2-16-15	86-89	L	4-2-1	7-3-3	0-0-0	DNP	0-0-0	0-0-0	0-0-0	10-3-0	0-0-0				
at Florida State	02/18/15	60-69	L	7-5-2	2-1-0	0-3-0	DNP	DNP	DNP	DNP	DNP	0-0-0				
#10/10 NOTRE DAME	2-21-15	70-87	L	2-1-1	5-1-1	0-3-1	DNP	0-0-0	0-0-0	0-0-0	DNP	0-2-0				
at Pittsburgh	02/24/15	65-71	L	2-2-0	2-3-4	0-4-1	DNP	DNP	DNP	DNP	DNP	0-0-0				
NORTH CAROLINA STATE	2-28-15	79-63	w	6-2-1	11-8-1	1-2-1	DNP	DNP	DNP	DNP	DNP	0-1-0				
at Virginia Tech	03/02/15	66-59	w	5-1-0	18-2-1	0-1-2	DNP	DNP	DNP	DNP	DNP	0-0-0				
WAKE FOREST	3-7-15	79-61	w	9-4-1	10-3-0	9-1-1	DNP	0-0-1	0-0-1	0-0-1	DNP	5-5-0				
vs Georgia Tech	03/10/15	66-65	w	2-2-1	10-1-1	0-0-0	DNP	DNP	DNP	DNP	DNP	0-0-0				
vs North Carolina	03/11/15	63-81	L	2-0-1	6-0-1	2-3-1	DNP	0-0-0	0-0-0	0-0-0	DNP	0-1-0				

Opponent	Date	Score	15		20		21		22		23		24		33	
			DONAHUE,SA	JACKSON,LO	HANLAN,OLI	BROWN,AARO	DRAGICEVIC	CLIFFORD,D	HECKMANN,P							
UNH	11-14-14	58-50	w	DNP	DNP	17-5-1	21-1-1	DNP	DNP	DNP	6-4-0	2-4-0				
vs Massachusetts	11-16-14	62-71	L	0-0-0	DNP	18-4-2	12-3-3	3-1-2	6-7-0	8-8-1						
vs New Mexico	11-20-14	69-65	w	DNP	DNP	20-3-6	16-0-1	DNP	6-8-2	11-4-2						
vs West Virginia	11/21/14	66-70	L	DNP	DNP	23-0-3	10-3-2	DNP	6-1-2	14-7-3						
vs Dayton	11/23/14	53-65	L	DNP	DNP	10-4-3	6-5-1	DNP	6-9-1	4-1-1						
MARIST	12-1-14	79-61	w	2-0-0	DNP	9-5-9	19-1-0	3-1-1	6-4-3	8-7-1						
PROVIDENCE	12-5-14	69-60	w	DNP	DNP	24-8-3	16-7-2	0-2-0	6-6-1	6-3-3						
MAINE	12-11-14	85-74	w	0-0-0	DNP	10-4-6	21-2-1	0-0-0	19-7-1	13-4-3						
BINGHAMTON	12-14-14	63-49	w	0-0-0	0-1-1	14-5-2	16-3-2	0-1-0	7-5-0	6-8-3						
USC	12-21-14	71-75	L	DNP	0-0-0	15-1-8	18-2-1	DNP	9-9-2	13-4-3						
UMASS LOWELL	12-29-14	70-47	w	0-0-0	0-1-0	10-5-3	22-3-4	6-2-0	19-4-0	1-3-6						
at Duke	1/3/15	62-85	L	0-0-0	DNP	22-1-4	11-2-0	DNP	8-5-1	9-5-1						
PITTSBURGH	1-6-15	60-61	L	DNP	DNP	18-8-6	11-2-3	DNP	2-9-0	7-4-2						
at Miami	01-10-15	56-60	L	DNP	DNP	19-4-4	5-7-4	0-0-0	6-4-0	0-2-0						
HARVARD	1-14-15	64-57	w	DNP	DNP	17-4-8	12-7-4	0-0-0	13-10-0	14-3-3						
VIRGINIA	1-17-15	51-66	L	0-0-0	DNP	18-2-6	4-2-0	DNP	6-3-0	15-2-1						
at Syracuse	1/20/15	61-69	L	DNP	DNP	13-5-5	21-6-2	0-0-0	1-1-0	9-9-4						
at Georgia Tech	1/25/15	64-62	w	DNP	DNP	25-7-2	11-1-2	0-0-0	DNP	12-2-2						
LOUISVILLE	1-28-15	72-81	L	DNP	DNP	11-2-9	28-2-0	0-0-0	0-0-1	14-5-5						
at Clemson	1/31/15	49-64	L	DNP	DNP	15-4-5	15-2-2	0-0-0	0-0-0	7-5-1						
at Notre Dame	2-4-15	63-71	L	DNP	DNP	28-4-4	13-6-2	0-0-0	6-7-0	3-5-4						
NORTH CAROLINA	2-7-15	68-79	L	DNP	DNP	30-0-1	18-6-3	DNP	6-5-0	7-3-2						
SYRACUSE	2-11-15	56-70	L	DNP	DNP	16-4-4	19-4-2	0-0-0	6-5-1	7-3-6						
MIAMI	2-16-15	86-89	L	DNP	DNP	32-8-4	10-3-4	0-0-0	10-4-1	13-8-6						
at Florida State	02/18/15	60-69	L	DNP	DNP	32-3-1	15-1-2	DNP	2-5-0	2-7-7						
#10/10 NOTRE DAME	2-21-15	70-87	L	DNP	DNP	19-2-4	22-2-3	0-0-0	17-6-4	5-1-1						
at Pittsburgh	02/24/15	65-71	L	DNP	DNP	39-3-1	20-4-5	0-2-0	2-8-1	0-2-0						
NORTH CAROLINA STATE	2-28-15	79-63	w	DNP	DNP	24-8-3	13-3-2	DNP	10-5-2	14-4-7						
at Virginia Tech	03/02/15	66-59	w	DNP	DNP	15-6-1	13-3-2	DNP	10-9-1	5-5-4						
WAKE FOREST	3-7-15	79-61	w	DNP	DNP	19-4-8	13-2-2	0-0-0	0-7-3	14-4-1						
vs Georgia Tech	03/10/15	66-65	w	DNP	DNP	25-8-5	3-1-2	DNP	7-7-0	19-5-2						
vs North Carolina	03/11/15	63-81	L	DNP	DNP	18-4-4	20-3-0	DNP	7-8-1	8-3-2						

BOSTON COLLEGE STATISTICS: 2014-15 ACC



RECORD:	OVERALL	HOME	AWAY	NEUTRAL
ALL GAMES	4-14	2-7	2-7	0-0
CONFERENCE	4-14	2-7	2-7	0-0
NON-CONFERENCE	0-0	0-0	0-0	0-0

#	Player	gp-gs	min	avg	Total		3-Point		F-Throw		Rebounds			pf	dq	a	to	blk	stl	pts	avg		
					fg-fga	fg%	3fg-fga	3fg%	ft-fga	ft%	off	def	tot										
21	Olivier Hanlan	18-17	699	38.8	140-290	.483	51-117	.436	64-79	.810	8	67	75	4.2	40	1	72	42	0	12	395	21.9	
22	Aaron Brown	18-18	645	35.8	84-218	.385	33-108	.306	61-82	.744	11	47	58	3.2	42	0	40	31	0	9	262	14.6	
33	Patrick Heckmann	18-18	555	30.8	51-112	.455	14-49	.286	27-35	.771	17	59	76	4.2	51	2	54	34	6	22	143	7.9	
01	Dimitri Batten	18-16	464	25.8	43-101	.426	15-42	.357	20-37	.541	10	49	59	3.3	49	1	24	22	3	20	121	6.7	
24	Dennis Clifford	17-14	423	24.9	39-86	.453	1-3	.333	13-17	.765	24	59	83	4.9	47	4	15	24	17	5	92	5.4	
00	Garland Owens	18-2	314	17.4	31-53	.585	2-7	.286	8-13	.615	13	26	39	2.2	25	0	8	13	2	1	72	4.0	
11	Will Magarity	10-3	171	17.1	15-38	.395	6-19	.316	3-8	.375	11	20	31	3.1	19	0	5	7	5	3	39	3.9	
04	Eddie Odio	18-1	238	13.2	12-34	.353	6-18	.333	6-10	.600	12	26	38	2.1	36	0	17	16	7	2	36	2.0	
13	John Cain Carney	15-0	110	7.3	3-8	.375	1-3	.333	0-0	.000	4	13	17	1.1	14	0	1	4	1	3	7	0.5	
23	Alex Dragicevich	11-1	37	3.4	0-2	.000	0-2	.000	0-0	.000	0	2	2	0.2	4	0	0	2	1	1	0	0.0	
10	Steve Perpiglia	8-0	17	2.1	0-1	.000	0-1	.000	0-0	.000	0	0	0	0.0	2	0	5	2	0	2	0	0.0	
15	Sam Donahue	2-0	2	1.0	0-0	.000	0-0	.000	0-0	.000	0	0	0	0.0	0	0	0	0	0	0	0	0.0	
Team												25	27	52								5	
Total.....		18	3675		418-943	.443	129-369	.350	202-281	.719	135	395	530	29.4	329	8	241	202	42	80	1167	64.8	
Opponents.....		18	3675		435-957	.455	113-306	.369	284-392	.724	181	427	608	33.8	293	-	243	183	67	84	1267	70.4	

TEAM STATISTICS	BC	OPP	Date	Opponent	Score	Att.
SCORING	1167	1267	* 1/3/15	at Duke	L 62-85	9314
Points per game	64.8	70.4	* 1-6-15	PITTSBURGH	Lot 60-61	2213
Scoring margin	-5.6	-	* 01-10-15	at Miami	L 56-60	6608
FIELD GOALS-ATT	418-943	435-957	* 1-17-15	VIRGINIA	L 51-66	8112
Field goal pct	.443	.455	* 1/20/15	at Syracuse	L 61-69	23781
3 POINT FG-ATT	129-369	113-306	* 1/25/15	at Georgia Tech	w 64-62	5587
3-point FG pct	.350	.369	* 1-28-15	LOUISVILLE	L 72-81	5119
3-pt FG made per game	7.2	6.3	* 1/31/15	at Clemson	L 49-64	8345
FREE THROWS-ATT	202-281	284-392	* 2-4-15	at Notre Dame	L 63-71	8458
Free throw pct	.719	.724	* 2-7-15	NORTH CAROLINA	L 68-79	8263
F-Throws made per game	11.2	15.8	* 2-11-15	SYRACUSE	L 56-70	5476
REBOUNDS	530	608	* 2-16-15	MIAMI	Lo2 86-89	3813
Rebounds per game	29.4	33.8	* 02/18/15	at Florida State	L 60-69	6387
Rebounding margin	-4.3	-	* 2-21-15	#10/10 NOTRE DAME	L 70-87	8366
ASSISTS	241	243	* 02/24/15	at Pittsburgh	L 65-71	9142
Assists per game	13.4	13.5	* 2-28-15	NORTH CAROLINA STATE	w 79-63	4165
TURNOVERS	202	183	* 03/02/15	at Virginia Tech	w 66-59	5730
Turnovers per game	11.2	10.2	* 3-7-15	WAKE FOREST	w 79-61	4838
Turnover margin	-1.1	-				
Assist/turnover ratio	1.2	1.3				
STEALS	80	84				
Steals per game	4.4	4.7				
BLOCKS	42	67				
Blocks per game	2.3	3.7				
ATTENDANCE	50365	83352				
Home games-Avg/Game	9-5596	9-9261				
Neutral site-Avg/Game	-	0-0				

* - Conference game

Score by Periods	1st	2nd	OT	OT2	Totals
Boston College	517	623	17	10	1167
Opponents	553	683	18	13	1267

BOSTON COLLEGE STATISTICS: 2014-15 OVERALL



RECORD:	OVERALL	HOME	AWAY	NEUTRAL
ALL GAMES	13-19	9-8	2-7	2-4
CONFERENCE	4-14	2-7	2-7	0-0
NON-CONFERENCE	9-5	7-1	0-0	2-4

#	Player	gp-gs	min	avg	Total		3-Point		F-Throw		Rebounds			avg	pf	dq	a	to	blk	stl	pts	avg
					fg-fga	fg%	3fg-fga	3fg%	ft-fa	ft%	off	def	tot									
21	Olivier Hanlan	32-31	1204	37.6	225-496	.454	65-184	.353	110-145	.759	24	111	135	4.2	68	1	135	85	1	41	625	19.5
22	Aaron Brown	32-32	1086	33.9	158-384	.411	60-190	.316	98-143	.685	15	84	99	3.1	65	0	64	70	1	19	474	14.8
33	Patrick Heckmann	32-32	938	29.3	93-198	.470	25-87	.287	59-75	.787	37	103	140	4.4	90	2	87	61	12	40	270	8.4
01	Batten,Dimitri	32-25	819	25.6	80-175	.457	29-77	.377	43-69	.623	12	77	89	2.8	91	3	39	42	6	34	232	7.3
24	Dennis Clifford	31-28	783	25.3	75-151	.497	3-6	.500	62-85	.729	49	123	172	5.5	81	6	28	38	37	11	215	6.9
11	Will Magarity	22-3	345	15.7	31-78	.397	9-29	.310	15-26	.577	26	36	62	2.8	55	1	12	22	9	8	86	3.9
00	Owens,Garland	32-2	530	16.6	47-92	.511	3-13	.231	13-21	.619	24	39	63	2.0	53	0	17	25	5	6	110	3.4
04	Odio,Eddie	29-6	436	15.0	21-59	.356	8-33	.242	12-17	.706	24	50	74	2.6	64	0	27	27	11	12	62	2.1
23	Alex Dragicevich	18-1	91	5.1	4-10	.400	4-8	.500	0-0	.000	2	7	9	0.5	6	0	3	3	2	2	12	0.7
13	John Cain Carney	26-0	204	7.8	7-16	.438	1-4	.250	0-3	.000	7	29	36	1.4	27	0	3	7	2	6	15	0.6
15	Sam Donahue	7-0	8	1.1	1-2	.500	0-1	.000	0-0	.000	0	0	0	0.0	0	0	0	0	0	0	2	0.3
10	Steve Perpiglia	17-0	29	1.7	1-2	.500	0-1	.000	0-0	.000	0	0	0	0.0	2	0	5	3	0	2	2	0.1
20	Lonnie Jackson	3-0	26	8.7	0-5	.000	0-5	.000	0-0	.000	0	2	2	0.7	5	0	1	0	0	2	0	0.0
05	Caudill,KC	1-0	1	1.0	0-0	.000	0-0	.000	0-0	.000	0	0	0	0.0	0	0	0	0	0	0	0	0.0
Team											43	59	102				6					
Total.....		32	6500		743-1668	.445	207-638	.324	412-584	.705	263	720	983	30.7	607	13	421	389	86	183	2105	65.8
Opponents.....		32	6500		742-1682	.441	177-529	.335	496-688	.721	321	746	1067	33.3	569	-	397	391	106	170	2157	67.4

TEAM STATISTICS	BC	OPP	Date	Opponent	Score	Att.			
SCORING	2105	2157	11-14-14	UNH	w 58-50	3174			
Points per game	65.8	67.4	11-16-14	vs Massachusetts	L 62-71	5112			
Scoring margin	-1.6	-	11-20-14	vs New Mexico	w 69-65	6723			
FIELD GOALS-ATT	743-1668	742-1682	11/21/14	vs West Virginia	L 66-70	7438			
Field goal pct	.445	.441	11/23/14	vs Dayton	L 53-65	8002			
3 POINT FG-ATT	207-638	177-529	12-1-14	MARIST	w 79-61	1748			
3-point FG pct	.324	.335	12-5-14	PROVIDENCE	w 69-60	6155			
3-pt FG made per game	6.5	5.5	12-11-14	MAINE	w 85-74	2133			
FREE THROWS-ATT	412-584	496-688	12-14-14	BINGHAMTON	w 63-49	1876			
Free throw pct	.705	.721	12-21-14	USC	L 71-75	3577			
F-Throws made per game	12.9	15.5	12-29-14	UMASS LOWELL	w 70-47	3711			
REBOUNDS	983	1067	* 1/3/15	at Duke	L 62-85	9314			
Rebounds per game	30.7	33.3	* 1-6-15	PITTSBURGH	Lot 60-61	2213			
Rebounding margin	-2.6	-	* 01-10-15	at Miami	L 56-60	6608			
ASSISTS	421	397	1-14-15	HARVARD	Wot 64-57	3529			
Assists per game	13.2	12.4	* 1-17-15	VIRGINIA	L 51-66	8112			
TURNOVERS	389	391	* 1/20/15	at Syracuse	L 61-69	23781			
Turnovers per game	12.2	12.2	* 1/25/15	at Georgia Tech	w 64-62	5587			
Turnover margin	+0.1	-	* 1-28-15	LOUISVILLE	L 72-81	5119			
Assist/turnover ratio	1.1	1.0	* 1/31/15	at Clemson	L 49-64	8345			
STEALS	183	170	* 2-4-15	at Notre Dame	L 63-71	8458			
Steals per game	5.7	5.3	* 2-7-15	NORTH CAROLINA	L 68-79	8263			
BLOCKS	86	106	* 2-11-15	SYRACUSE	L 56-70	5476			
Blocks per game	2.7	3.3	* 2-16-15	MIAMI	Lo2 86-89	3813			
ATTENDANCE	76268	132653	* 02/18/15	at Florida State	L 60-69	6387			
Home games-Avg/Game	17-4486	9-9261	* 2-21-15	#10/10 NOTRE DAME	L 70-87	8366			
Neutral site-Avg/Game	-	6-8217	* 02/24/15	at Pittsburgh	L 65-71	9142			
Score by Periods	1st	2nd	OT	OT2	Totals				
Boston College	986	1075	34	10	2105	* 03/02/15	at Virginia Tech	w 66-59	5730
Opponents	957	1159	28	13	2157	* 3-7-15	WAKE FOREST	w 79-61	4838
						03/10/15	vs Georgia Tech	w 66-65	0
						03/11/15	vs North Carolina	L 63-81	22026

* - Conference game