

15-16 SCHEDULE

NOVEMBER (2-0)

Thu 5	Bentley (exhibition)	W, 85-75
Sat 14	St. Francis Brooklyn	ESPN3 W, 75-49
Thu 19	Central Connecticut	ESPN3 W, 82-57
Sun 22	Harvard	ESPNU 12:30 p.m.
Thu 26	Michigan State#	ESPN2 6:30 p.m.
Fri 27	Boise State/UC Irvine#	TBA
Sun 29	TBA#	TBA

DECEMBER

Wed 2	Penn State\$	ESPNU 7:15 p.m.
Sun 6	UMass Lowell	ESPN3 2 p.m.
Wed 9	at Providence	FS1 7 p.m.
Sun 13	Maine	ESPN3 5 p.m.
Sat 19	Delaware	ESPN3 7 p.m.
Tue 22	vs. Fordham%	ESPN3 3:30 p.m.
Wed 30	New Hampshire	ESPN3 2 p.m.

JANUARY

Sat 2	Duke*	RSN 4:30 p.m.
Thu 7	Notre Dame*	RSN 7 p.m.
Wed 13	at Syracuse*	ESN 7 p.m.
Sat 16	at Pittsburgh*	RSN 2 p.m.
Wed 20	Miami*	RSN 9 p.m.
Sat 23	at Notre Dame*	ACCN Noon
Tue 26	Florida State*	ESPNU 7 p.m.
Sat 30	at North Carolina*	ESPN2 4 p.m.

FEBRUARY

Wed 3	at Virginia*	RSN 7 p.m.
Sat 6	at Louisville*	ACCN Noon
Tue 9	North Carolina*	ACCN 8 p.m.
Sun 14	Syracuse*	ACCN 1 p.m.
Wed 17	at Clemson*	RSN 7 p.m.
Sun 21	at Wake Forest*	ESPNU 6:30 p.m.
Tue 23	Virginia Tech*	ESPNU 9 p.m.
Sat 27	Georgia Tech*	RSN Noon

MARCH

Wed 2	at NC State*	RSN 9 p.m.
Sat 5	Clemson*	RSN Noon
Tue 8	ACC First Round	TBA
Wed 9	ACC Second Round	TBA
Thu 10	ACC Quarterfinals	TBA
Fri 11	ACC Semifinals	TBA
Sat 12	ACC Final	8:30 p.m.

*ACC game
#Wooden Legacy
\$Big Ten/ACC Challenge
%Barclays Center (Brooklyn, N.Y.)

COACHES

HEAD COACH

Jim Christian • second season • Rhode Island '88

ASSISTANT COACHES

Scott Spinelli • second season • Boston Univ. '89
Bill Wuczynski • second season • UNLV '96
Stan Heath • first season • Eastern Washington '88

DIRECTOR OF OPERATIONS

Dan McDermott • 11th season • Boston College '04

BOSTON COLLEGE

EAGLES
2-0 • 0-0

OVERALL ACC
Home: 2-0
Road: 0-0
Neutral: 0-0
Last 5: 2-0
Last 10: 2-0



HARVARD
CRIMSON
1-2 • 0-0

OVERALL Ivy
Home: 1-1
Road: 0-1
Neutral: 0-0
Last 5: 1-2
Last 10: 1-2



INSIDE THE SERIES

Record vs. Harvard	33-15
Streak vs. Harvard	W1
Last 10 vs. Harvard	3-7
Home vs. Harvard	12-6
Away vs. Harvard	14-6
Neutral vs. Harvard	7-3
Christian vs. Harvard	1-0

First meeting	January 15, 1906 (L, 42-6)
	at Harvard
Last meeting	January 14, 2015 (W 64-57 OT)
	at Conte Forum

MEDIA HUB

On Television:ESPNU
Play-by-Play: Tom Hart | Analyst: Paul Biancardi | Producer: Neil Galloway

On Radio & Online Audio:WEEI 850 AM | BCEagles.com
Play-by-Play: Jon Meterparel | Analyst: Danya Abrams | Engineer: Kevin Collins

Social Media / In-game updates:@BCHoopNews, @hoopsatharvard
Use hashtags: #HARVvsBC | #BCHoops

STORYLINES






BC-HARVARD MEET ON SUNDAY

- Boston College will host Harvard on Sunday at 12:30 p.m. inside Conte Forum.
- The game will be televised on ESPNU and can be heard on the radio on WEEI 850 AM and bceagles.com.
- Boston College snapped a six-game losing streak against the Crimson with a 64-57 overtime win last season in Conte Forum.
- The Eagles have started 2-0 for the first time since the 2009-10 season.
- Harvard is 1-2 in its first three outings and most recently lost to UMass at home on Tuesday, 69-63.

CENTRAL CONNECTICUT HIGHLIGHTS

- Graduate student **Eli Carter** led Boston College with 18 points and five assists. He scored 16 of those points in the second half.
- Freshman **Jerome Robinson** filled the stat sheet up again with 15 points, four rebounds, four assists and three steals. He was 7-for-11 from the field.
- Freshman **Matt Milon** scored 11 points, going 3-for-5 from beyond the arc.
- Senior **Dennis Clifford** recorded nine points and nine rebounds.
- Boston College shot 50 percent in both halves and for the game.
- The Eagles had a 17-6 advantage in points off turnovers.

LAST GAME STARTERS

	PPG	RPG	APG	MPG	LAST GAME vs. CENTRAL CONN.
 #1 JEROME ROBINSON Fr. • Guard • 6-5 • 181 Raleigh, NC/Needham Broughton	17.0	5.0	4.5	28.5	15 points, 4 rebounds, 4 assists, 3 steals Cap-8 Conference Player of the Year
 #3 ELI CARTER Gr. • Guard • 6-2 • 200 Paterson, NJ/Brewster Academy	20.5	5.0	2.5	27.5	18 points, 5 assists Led Rutgers in scoring as freshman, sophomore
 #5 GARLAND OWENS Jr. • Forward • 6-5 • 225 Gaithersburg, MD/Magruder	1.5	4.0	1.0	19.0	3 points, 4 rebounds, 2 assists One of five to play in all 32 games last year
 #11 A.J. TURNER Fr. • Forward • 6-7 • 190 Mt. Clemens, MI/New Hampton School (NH)	6.0	3.5	0.5	21.5	6 points, 2 rebounds First Rivals150 recruit that BC landed since 2007
 #24 DENNIS CLIFFORD Sr. • Center • 7-0 • 262 Bridgewater, MA/Milton Academy	8.0	10.0	2.0	23.5	9 points, 9 rebounds, 3 assists Last season was first fully healthy since FR year

BC QUICK FACTS



UNIVERSITY INFORMATION

Location..... Chestnut Hill, Mass.
 Founded..... 1863
 Nickname Eagles
 Colors Maroon and Gold
 Enrollment..... 9,000 (undergraduates)
 14,100 (total)
 Colors Maroon and Gold
 Home Arena Silvio O. Conte Forum (8,606)
 President Rev. William P. Leahy, S.J.
 NCAA Faculty Representative..... Robert Taggart
 Athletics Director..... Brad Bates
 Sr. Associate Athletic Director/
 Basketball Administrator..... John Kane
 Associate Director/Communications Matt Lynch
 BC Athletics Website..... bceagles.com

BASKETBALL STAFF

Name (Alma Mater, Year)..... Title
 Jim Christian (Rhode Island '88)..... Head Coach
 Scott Spinelli (Boston University '89)..... Assistant Coach
 Bill Wuczynski (UNLV '96)..... Assistant Coach
 Stan Heath (Eastern Michigan '88)..... Assistant Coach
 Dan McDermott (Boston College '04)..... Dir. of Ops.

PROGRAM HISTORY

Affiliation..... NCAA Division I
 Conference..... Atlantic Coast Conference
 First Season 1904-05
 Total Seasons..... 81
 Overall Record..... 1,158-929
 NCAA Tournament Appearances 18
 ACC Regular Season Titles..... 0
 ACC Tournament Titles 0
 ACC Tournament Record..... 8-10
 All-Americans..... 21

BASKETBALL INFORMATION

2014-15 Overall Record 13-19
 2014-15 ACC Record (Finish) 4-14 (13th)
 Lettermen Returning/Lost..... 2/9
 Newcomers..... 8

ATHLETIC COMMUNICATIONS

Address..... 321 Conte Forum, Chestnut Hill, MA 02467
 Contact Matt Lynch
 Email lynchfz@bc.edu
 Office Phone (617) 552-2193
 BC Athletics Twitter Feed @BCSportsNews
 Basketball Twitter Feed..... @BCHoopNews
 Hashtag #BCHoops
 #BCEagles

CARTER, ROBINSON LEAD THE WAY AGAIN AGAINST CENTRAL CONNECTICUT

- Graduate student **Eli Carter** led Boston College with 18 points and five assists as the Eagles beat Central Connecticut, 82-57, on Thursday night.
- Carter scored 16 of those points in the second half.
- Freshman **Jerome Robinson** filled the stat sheet up again with 15 points, four rebounds, four assists and three steals. He was 7-for-11 from the field.
- Freshman **Matt Milon** scored 11 points, going 3-for-5 from beyond the arc.
- Senior **Dennis Clifford** recorded nine points and nine rebounds.
- Central Connecticut led for the bulk of the first 13 minutes and had a 20-17 lead at the 8:42 mark.
- Boston College then went on a 16-2 run over 4:33 to take a 33-22 lead with 3:23 left in the half. Milon capped the run with consecutive 3-pointers.
- The Eagles took a 45-33 lead into halftime, outscoring CCSU 28-13 in the final eight minutes.
- Boston College held a 55-45 lead and then went on a 21-1 run over 10 minutes to build a 76-46 advantage with 5:45 left in the game.
- CCSU was held scoreless for nearly eight minutes during that stretch.

LAST TIME vs. HARVARD

- Olivier Hanlan had game highs with 17 points and eight rebounds as Boston College beat Harvard in overtime, 64-57, on January 14, 2015 at Conte Forum.
- Patrick Heckmann added 14 points, including nine in the overtime period.
- Dennis Clifford recorded his first career double-double, going for 13 points and 10 rebounds.
- Aaron Brown added 12 points, seven rebounds and four assists.
- With the lead at 15-8, the Eagles went on a 10-2 run to make it a 25-10 advantage with 8:07 left in the half. Brown had matched Harvard as a team with 10 points for the first 12:04 of the game.
- BC took a 30-19 lead into the locker room.
- Harvard started the second half by scoring the first five points to make it a 30-24 game, but BC responded with five of its own to push the lead back to 11 points.
- The Crimson then went on a 15-4 run over a span of almost nine minutes to tie it up, 39-39, with 6:54 left. It was the first tie since 2-2.
- Harvard took its first lead of the game, 43-41, with an Evan Cummings dunk at the 5:23 mark.
- The teams traded buckets down to the end of regulation. Brown hit a layup with 19 seconds left to send the game into overtime.
- With Boston College holding a 56-54 lead in overtime, the Eagles went on a 6-1 run to take a 62-55 lead with 17 seconds left. Heckmann had five of the points in that span.

CENTRAL CONNECTICUT BOX SCORE

CENTRAL CONNECTICUT 57										
NAME	FG	3FG	FT	R	TP	A	TO	MIN		
Phoenix*	1-2	0-0	0-0	1	2	0	2	11		
Peel*	4-13	0-1	1-2	9	9	2	1	31		
Nehls*	2-5	2-5	0-0	2	6	0	2	30		
Cumberlander*	4-12	2-5	1-4	3	11	4	6	36		
Nails*	0-2	0-2	0-0	1	0	0	0	14		
Seymour	1-2	0-0	2-2	2	4	0	0	8		
Cratit	7-16	0-5	6-8	4	20	0	1	32		
Jones	1-2	0-0	0-0	1	2	0	0	13		
Pierre	1-3	1-1	0-0	3	3	0	1	17		
Toppin	0-1	0-0	0-0	2	0	0	0	8		
Simmons	0-0	0-0	0-0	1	0	0	0	1		
Totals	21-58	5-19	10-16	34	57	6	13	200		

BOSTON COLLEGE 82

NAME	FG	3FG	FT	R	TP	A	TO	MIN		
Robinson*	7-11	1-1	0-0	4	15	4	2	27		
Carter*	6-16	2-6	4-6	3	18	5	0	28		
Owens*	1-1	1-1	0-2	4	3	2	0	20		
Turner*	3-10	0-6	0-0	2	6	0	0	19		
Clifford*	4-4	0-0	1-6	9	9	3	2	22		
Hicks	0-0	0-0	0-0	1	0	0	1	3		
Diallo	1-2	0-0	0-0	5	2	0	0	12		
Meznieks	2-4	2-4	0-0	2	6	2	0	16		
Reyes	0-3	0-0	0-2	2	0	1	0	6		
Barros	1-1	1-1	0-0	1	3	0	0	4		
Perpiglia	0-2	0-1	0-0	2	0	0	1	5		
Milon	4-6	3-5	0-0	1	11	0	0	19		
Gehan	0-0	0-0	0-0	0	0	0	0	4		
Chebremichael	1-1	1-1	0-0	0	3	0	0	4		
Barnes-Thompkins	2-3	2-2	0-0	2	6	0	2	11		
Totals	32-64	13-28	5-16	41	82	17	8	200		

HARVARD BOX SCORE (1/14/15)

HARVARD 57										
NAME	FG	3FG	FT	R	TP	A	TO	MIN		
Moundou-Missi*	2-7	0-0	0-1	6	4	0	4	37		
Okolie*	1-1	0-0	0-0	5	2	2	2	25		
Smith*	2-4	0-0	0-0	4	4	0	1	10		
Chambers*	3-12	0-6	4-4	4	10	4	1	39		
Saunders*	4-19	0-2	7-8	5	15	1	7	45		
Edosomwan	0-0	0-0	0-0	0	0	0	1	3		
Miller	5-13	4-11	0-0	5	14	0	0	33		
Travis	1-2	0-0	2-2	5	4	0	0	17		
Cummins	1-2	0-0	2-6	2	4	1	0	16		
Totals	19-60	4-19	15-21	39	57	8	16	225		

BOSTON COLLEGE 64

NAME	FG	3FG	FT	R	TP	A	TO	MIN		
Brown*	5-12	2-6	0-4	7	12	4	6	39		
Clifford*	5-8	0-0	3-7	10	13	0	1	34		
Batten*	2-2	0-0	0-0	3	4	1	0	36		
Hanlan*	8-16	1-5	0-0	4	17	8	6	43		
Heckmann*	5-7	1-3	3-4	3	14	3	1	29		
Owens	1-2	0-1	0-0	0	2	0	1	12		
Odio	0-2	0-2	0-0	5	0	1	1	16		
Perpiglia	0-0	0-0	0-0	0	0	0	0	2		
Magarity	1-2	0-0	0-0	0	2	0	2	11		
Dragicevich	0-0	0-0	0-0	0	0	0	0	3		
Totals	27-52	4-17	6-15	35	64	17	18	225		

ACC STANDINGS (11/21)



Team	----- ACC -----					----- OVERALL -----						
	W	L	Pct	HM	RD	W	L	Pct	HM	RD	NU	L10
Clemson	0	0	.000	0-0	0-0	3	0	1.000	3-0	0-0	0-0	W3
Georgia Tech	0	0	.000	0-0	0-0	3	0	1.000	3-0	0-0	0-0	W3
Miami	0	0	.000	0-0	0-0	4	0	1.000	2-0	0-0	2-0	W4
North Carolina	0	0	.000	0-0	0-0	3	0	1.000	2-0	0-0	1-0	W3
Boston College	0	0	.000	0-0	0-0	2	0	1.000	2-0	0-0	0-0	W2
Louisville	0	0	.000	0-0	0-0	2	0	1.000	2-0	0-0	0-0	W2
Notre Dame	0	0	.000	0-0	0-0	2	0	1.000	2-0	0-0	0-0	W2
Syracuse	0	0	.000	0-0	0-0	2	0	1.000	2-0	0-0	0-0	W2
Pittsburgh	0	0	.000	0-0	0-0	2	0	1.000	2-0	0-0	0-0	W2
Duke	0	0	.000	0-0	0-0	3	1	.750	2-0	0-0	1-1	W1
Virginia	0	0	.000	0-0	0-0	3	1	.750	1-0	0-1	2-0	W2
Florida State	0	0	.000	0-0	0-0	2	1	.667	2-0	0-0	0-1	L1
NC State	0	0	.000	0-0	0-0	2	1	.667	2-1	0-0	0-0	W2
Wake Forest	0	0	.000	0-0	0-0	2	1	.667	1-1	1-0	0-0	L1
Virginia Tech	0	0	.000	0-0	0-0	1	1	.500	1-1	0-0	0-0	W1

USA TODAY COACHES POLL



(bold indicates BC opponent)

	Record	Points
1 North Carolina (16)	2-0	762
2 Kentucky (8)	2-0	759
3 Maryland (3)	1-0	724
4 Duke (3)	2-0	709
5 Kansas (2)	1-0	680
6 Virginia	1-0	649
7 Iowa State	1-0	563
8 Oklahoma	0-0	523
8 Villanova	1-0	523
10 Arizona	1-0	494
11 Wichita St	1-0	465
12 Gonzaga	0-0	462
13 Michigan State	1-0	413
14 California	1-0	365
15 Indiana	1-0	314
16 Utah	1-0	253
17 Vanderbilt	1-0	223
18 Notre Dame	1-0	217
19 LSU	1-0	208
20 Butler	1-0	183
21 Baylor	1-0	177
22 West Virginia	1-0	136
23 Purdue	2-0	135
24 Connecticut	1-0	132
25 Michigan	1-0	105

Others receiving votes: Cincinnati 45, Oregon 42, Louisville 34, Texas A&M 34, Florida State 18, Wisconsin 13, NC State 8, Xavier 7, Dayton 6, Providence 4, Belmont 4, Davidson 3, Miami (FL) 2, San Diego State 2, Georgetown 1, New Mexico 1, Old Dominion 1, Washington 1

Dropped from rankings: Wisconsin 17

AP TOP 25



(bold indicates BC opponent)

	Record	Points
1 North Carolina (37)	2-0	1,571
2 Kentucky (8)	2-0	1,520
3 Maryland (14)	1-0	1,496
4 Kansas (5)	1-0	1,415
5 Duke	2-0	1,348
6 Virginia (1)	1-0	1,341
7 Iowa State	1-0	1,189
8 Oklahoma	0-0	1,095
9 Wichita St	1-0	1,043
10 Gonzaga	0-0	1,040
11 Villanova	1-0	1,013
12 Arizona	1-0	973
13 Michigan State	1-0	837
14 Indiana	1-0	763
15 California	1-0	761
16 Utah	1-0	514
17 Vanderbilt	1-0	462
18 Notre Dame	1-0	414
19 Connecticut	1-0	373
20 Baylor	1-0	368
21 Purdue	2-0	291
22 Butler	1-0	284
23 LSU	1-0	283
24 Michigan	1-0	141
25 Oregon	1-0	121

Others receiving votes: SMU 105, Texas A&M 83, West Virginia 78, Cincinnati 72, Louisville 39, Miami (FL) 37, Wisconsin 25, Providence 14, Dayton 12, Florida State 10, Xavier 10, Valparaiso 8, Iowa 8, Texas 6, Rhode Island 5, BYU 4, Western Illinois 4, Oklahoma State 2, Old Dominion 2, UC Irvine 2, Colorado State 1, Yale 1, Washington 1

Dropped from rankings: Wisconsin 17

THE POINT DIFFERENTIAL

- Boston College's 2-0 start is its first since the 2009-10 season and it has won by an average of 25.5 points.
- The 2009-10 Eagles' first two wins were by an average of 29.5 points.
- Dating back to the 2000-01 season, BC's 25.5 point margin of victory is the third-most to start a season for the first two games.
- The Eagles won the first two games in 2000 by an average of 26.5 points.

TAKING ADVANTAGE

- Boston College has a +2.5 turnover margin and is making the most of those extra possessions.
- BC has outscored its two opponents, 37-10, in the points off turnovers category.
- The Eagles had a significant 20-4 advantage against St. Francis Brooklyn and then had a 17-6 edge against Central Connecticut.

FRESHMEN PRODUCTION

- All 10 freshmen (including redshirts) have seen the court this year for Boston College.
- **Jerome Robinson** leads the pack by averaging 17.0 points, 5.0 rebounds, 4.5 assists and 3.0 steals per game. He is shooting .583 (14-for-24) from the floor.
- Eight of the top 10 scorers on the team are freshmen or redshirt freshmen.
- Freshmen have accounted for 62 percent of the scoring, 51 percent of the rebounding and 58 percent of the assists.
- The 10 freshmen have also accounted for 62 percent of the team's minutes.

BENCH HELP

- BC averaged 25.5 points off the bench in the first two games of the season.
- The Eagles had 20 points off the bench in the season-opener against St. Francis Brooklyn, led by freshman **Sammy Barnes-Thompkins'** nine points.
- Boston College then had 31 on Thursday with freshman **Matt Milon** adding 11 points.
- The Eagles averaged just 8.6 points off the bench last season. The game-high was 33 but that was on Senior Night when Olivier Hanlan came off the bench to score 19.
- The next highest number was a 20-point performance by the bench against Marist.

CARTER, ROBINSON SHINE IN WIN OVER ST. FRANCIS BROOKLYN

- Graduate student **Eli Carter** had a game-high 23 points to go along with seven rebounds as Boston College won its season opener vs. St. Francis Brooklyn on November 14, 75-49.
- Carter was 10-for-19 from the field.
- Freshman **Jerome Robinson** added 19 points, six rebounds, five assists and three steals in his Boston College debut. He was 7-for-13 from the floor.
- Senior **Dennis Clifford** secured a career-high 11 rebounds and had seven points.
- Freshman **Sammy Barnes-Thompkins** scored nine points off the bench.
- Boston College started by scoring the game's first 13 points. Carter led the attack with six points. St. Francis Brooklyn missed its first 15 shots from the floor.
- With the Eagles on top, 21-8, they went on an 11-1 run over 3:21 to build a 32-9 lead with 4:02 left in the first half. Clifford scored four of those 11 points.
- BC took a 41-16 lead into the locker room.
- The Eagles' lead reached as high as 28 points early in the second half and never got below 19 the rest of the way.

STATISTICAL ANALYSIS



EAGLES

SCORING AVERAGE	78.5	62.0
SCORING DEFENSE	53.0	61.3
SCORING MARGIN	+25.5	+0.7
FIELD GOAL PERCENTAGE	.484	.398
FIELD GOAL PERCENTAGE DEFENSE	.319	.369
3-POINT PERCENTAGE	.432	.306
3-POINT PERCENTAGE DEFENSE	.256	.222
FREE THROW PERCENTAGE	.474	.661
REBOUNDING AVERAGE	45.0	42.0
REBOUNDING MARGIN	+8.5	+6.0
TURNOVER AVERAGE	10.5	14.7
TURNOVER MARGIN	+2.5	-6.3

CRIMSON

SCORING AVERAGE	
SCORING DEFENSE	
SCORING MARGIN	
FIELD GOAL PERCENTAGE	
FIELD GOAL PERCENTAGE DEFENSE	
3-POINT PERCENTAGE	
3-POINT PERCENTAGE DEFENSE	
FREE THROW PERCENTAGE	
REBOUNDING AVERAGE	
REBOUNDING MARGIN	
TURNOVER AVERAGE	
TURNOVER MARGIN	

SITUATIONAL RECORDS



YOUTH MOVEMENT

- There are 10 newcomers on the Boston College team, including nine freshmen.
- **Eli Carter** is a graduate student who played at Rutgers and Florida before coming to The Heights. He is already a career 1,000-point scorer.
- The nine freshmen are the most in the ACC this season.
- Syracuse has eight freshmen on its roster while Duke has seven.

THE LEADERS

- Graduate student **Eli Carter** and senior **Dennis Clifford** are a pair of fifth-year players that bring a lot of experience to a young team.
- Carter began his career at Rutgers where he stormed onto the scene to lead the team in scoring as a freshman and sophomore.
- He averaged 13.8 points, 3.1 rebounds and 2.1 assists as a freshman and then increased his scoring to 14.9 points as a sophomore before breaking his leg.
- The Paterson, N.J., product elected to transfer to Florida after Mike Rice was fired and was eligible to play immediately. His injury nagged him, though, and he could only play seven games in Gainesville in 2013-14 before receiving a medical redshirt.
- Carter returned last year and averaged 8.8 points per game in 28 games last season for Billy Donovan.
- Clifford suffered from chronic knee issues in 2012-13 and 2013-14 which limited his time on the court, but he was fully healthy last season and played in 31 games with 28 starts.
- He averaged 6.9 points and 5.5 rebounds last year in his first healthy season since he was a freshman. Clifford received a medical redshirt in the 2013-14 season.

THE NEW GUYS

- Head Coach **Jim Christian** has welcomed seven freshmen to The Heights this season and they hail from all over the world.
- The seven freshmen are the second-most in the ACC behind Syracuse's eight. Duke also has seven freshmen on its roster.
- Guard **Sammy Barnes-Thompkins** (Phoenix, Ariz./Sunnyslope) was ranked the No. 3 shooting guard in the state of Arizona and was a first-team all-stater as a junior, averaging 23.5 points per game. A McDonald's All-America nominee, he scored 40 points in the second half of a game vs. Cesar Chavez.
- Guard/forward **Gordon Gehan** (Dallas, Texas/Episcopal School of Dallas) was named all-state as a junior and senior. He averaged 24.2 points, 9.3 rebounds and 4.5 assists as a senior.
- Forward **Ervins Meznieks** (Riga, Latvia/Rigas Teikas) has plenty of international experience, playing for the U20, U18 and U16 Latvia National Teams. He played for the U20 team that finished fifth at the 2015 European Championship, averaging 8.3 points and 3.7 rebounds in 10 games.
- Guard **Matt Milon** (Oviedo, Fla./Oviedo) was the Florida Class 7A Player of the year as a junior and senior, and was a McDonald's All-America nominee. He was ranked the 23rd-best prospect in Florida and played for legendary coach Ed Kerschner.
- Forward/center **Johncarlos Reyes** (Lawrenceville, Ga./Sound Doctrine Christian Academy) averaged 18.4 points, 8.7 rebounds and 3.8 blocks in his one season at Sound Doctrine. He also averaged 20.3 points, 6.0 rebounds and 4.6 blocks in the previous year at Kingdom Christian Academy and had a school record 124 blocks in his junior season.
- Guard **Jerome Robinson** (Raleigh, N.C./Needham Broughton) was named Cap-8 Conference Player of the Year as a senior after averaging 19 points and five assists. He was ranked as the sixth-best player in North Carolina and was a McDonald's All-America nominee.
- ESPN's Jeff Goodman tweeted about Robinson while at practice: "The more I watch BC frosh Jerome Robinson, the more I love him. So versatile, poised. Good size. Can't believe he got out of North Carolina."
- Forward **A.J. Turner** (Mt. Clemens, Mich./New Hampton School (NH)) was ranked as the fourth-best recruit from Michigan by ESPN. He is the first Rivals150 recruit that BC landed since Rakim Sanders in 2007. Turner transferred to New Hampton after averaging 20 points and six assists as a junior at De La Salle in Warren, Mich. He earned first team all-state honors that year. He was then named All-NEPSAC as a senior after averaging 15 points, six rebounds and four assists per game at New Hampton.

NUMBERS LOST

- While adding eight newcomers, it is also important to note what was lost from last season.
- The Eagles return just three players who saw action last season and five overall (redshirt freshman **Idy Diallo** and sophomore **Darryl Hicks** both missed the season with injuries).
- Boston College lost 84 percent of its scoring, 73 percent of its rebounds and 88 percent of its assists from last season.
- Fifth-year senior **Dennis Clifford** is the only returning starter and BC only returns a total of 30 starts of a possible 160 from last season.
- The Eagles also lost 79 percent of their minutes from a year ago.

FINALLY HEALTHY

- Fifth-year senior **Dennis Clifford** averaged 6.9 points and 5.5 rebounds in his first fully healthy year since he was a freshman in 2011-12.
- The Bridgewater, Mass., product had two 19-point games last December, which were career highs.
- He had identical games scoring in the wins over Maine and UMass Lowell. He was 9-for-11 from the free throw line in both games and 5-for-6 from the floor.
- Clifford recorded his first career double-double in the overtime win over Harvard on January 14. He had 13 points and 10 rebounds to go along with a pair of blocks.
- Clifford led the Eagles in rebounding and blocks (37) last season, and ranked second in field goal percentage (.497).

BC shoots 50 percent or better	1-0
BC shoots 40-49 percent	1-0
BC shoots 30-39 percent	0-0
BC shoots below 30 percent	0-0

Opponent shoots 50 percent or better	0-0
Opponent shoots 40-49 percent	0-0
Opponent shoots 30-39 percent	1-0
Opponent shoots below 30 percent	1-0

BC shoots better from the field	2-0
BC shoots same/worse from the field	0-0

BC leads at the half	2-0
BC is tied at the half	0-0
BC is losing at the half	0-0

BC commits fewer turnovers	1-0
BC commits more turnovers	0-0
Turnovers are even	1-0

BC has more rebounds	2-0
Opponent has more rebounds	0-0
Rebounds are even	0-0

BC shoots 70% or better on free throws	0-0
BC makes more free throws	1-0

BC scores less than 50 points	0-0
BC scores 50-59 points	0-0
BC scores 60-69 points	0-0
BC scores 70-79 points	1-0
BC scores 80-89 points	1-0
BC scores 90 or more points	0-0

Opponent scores less than 50 points	1-0
Opponent scores 50-59 points	1-0
Opponent scores 60-69 points	0-0
Opponent scores 70-79 points	0-0
Opponent scores 80-89 points	0-0
Opponent scores 90 or more points	0-0

BC bench outscores opponent bench	1-0
-----------------------------------	-----

Leading with 10 minutes to play	2-0
Leading with 5 minutes to play	2-0
Leading with 1 minute to play	2-0

Trailing with 10 minutes to play	0-0
Trailing with 5 minutes left to play	0-0
Trailing with 1 minute left to play	0-0

Tied with 10 minutes left to play	0-0
Tied with 5 minutes left to play	0-0
Tied with 1 minute left to play	0-0

Games decided by 1-4 points	0-0
Games decided by 5-10 points	0-0
Games decided by 11 points or more	2-0

In overtime	0-0
-------------	-----

EAGLES ADD THREE IN EARLY SIGNING PERIOD

• Boston College signed three players in the early signing period: guard **Ty Graves** (Greensboro, N.C.), forward **Nik Popovic** (Banja Luka, Bosnia and Herzegovina) and forward **Mike Sagay** (Bloomfield, Conn.).

TY GRAVES • Guard • 6-0 • 175 • Greensboro, N.C. • High Point Christian Academy

Led Page High School to the NCHSAA Class 4-A semifinals as a sophomore ... played his junior season at Montverde Academy in Florida, which won the national championship that year ... will play his senior season at High Point Christian Academy, ranked No. 12 in USA Today's Super 25 ... played AAU with the Carolina Diamonds ... chose Boston College over Virginia, Notre Dame, Virginia Tech, Harvard and others.

Kevin Schneider, Vice President/National Recruiting Director at Big Shots: "Ty Graves is one of the better gets in the 2016 class. He has been a star in our Big Shots events since he was 15. He is a top 100 talent and he is the type of guard that you compete for ACC titles with. He is a coach's son that strives to get better every day. Ty has gotten stronger and he shoots the lights out. I think he's as good as any guard out there. He is one of the biggest sleepers in the country in this class. Ty doesn't quite get the recognition he deserves nationally, but he soon will. Ty is a very confident player who will have a tremendous career at BC and beyond."

NIK POPOVIC • Forward • 6-10 • 225 • Banja Luka, Bosnia and Herzegovina • Sagemont School (FL)

Played for the U18 Serbian National Team at the 2015 European Championship ... played in six of seven games for the U17 team that won the bronze medal at the 2014 FIBA World Championships ... member of the Red Star junior team last season ... will play his senior season at The Sagemont School in Florida, which produced Syracuse's Fab Melo ... chose Boston College over Georgia, Notre Dame, Providence, Vanderbilt, Richmond and others.

Sagemont Head Coach Adam Ross: "Nik is a very skilled, dynamic power forward. He creates mismatch issues for opposing teams because at 6-10 and 225 pounds, he can step away from the basket and make threes. He can also take his man off the dribble and create for teammates. If you defend him with a smaller player, he will bury them on the block and score with his back to the basket. He is a terrific player who will surely impress at Boston College."

MIKE SAGAY • Forward • 6-7 • 185 • Bloomfield, Conn. • St. Thomas More School

Ranked as the fifth-best prospect in Connecticut and the 14th-best prospect in New England by New England Recruiting Report ... named All-NEPSAC Second Team as a junior at Watkinson School ... played AAU for Game Elite ... chose Boston College over Villanova, LSU, Seton Hall, St. Bonaventure and others.

Boston College Head Coach Jim Christian: "Mike was an under the radar recruit in New England. We stumbled upon him at an open gym at St. Patrick's in New Jersey where he started the year. He instantaneously caught my eye as a very long, athletic, highly skilled athlete that is the combo forward that we are looking for. His mother was a world-class sprinter for Jamaica. His father played on the Nigerian national basketball team. He is a converted football quarterback and just recently got serious about basketball. His skills make him a perfect fit for that combo forward position."

CARTER'S 33 LEADS BC PAST BENTLEY IN EXHIBITION ACTION

- Graduate student **Eli Carter** scored a game-high 33 points on 12-for-18 shooting from the field as BC defeated Bentley last Thursday, 85-75, in exhibition action at Conte Forum.
- He was also 5-for-7 from the foul line.
- Senior **Dennis Clifford** recorded a double-double with 15 points and 10 rebounds.
- Freshman **Jerome Robinson** tallied 14 points and six rebounds.
- Boston College went on the first run of the game, an 11-3 stretch over 2:23, to take a 16-11 lead with 12:55 left in the half. Carter hit consecutive 3-pointers to spark the run.
- Bentley responded with a 13-8 run to tie it, 24-24, at the 8:16 mark.
- BC held a 41-34 lead with three minutes left, but the Falcons closed the gap to 44-42 at halftime.
- The teams remained close and it was tied, 61-61, before the Eagles scored 14 unanswered points in a five-minute span to build a 75-61 lead with 6:11 left. Carter had five of the 14 points.
- The lead was double digits the rest of the way.

A HISTORY OF GREAT GUARDS

- Boston College has become a place where guards flourish.
- Since 1980, BC has had eight point guards drafted into the NBA which ranks fifth in the country, tied with Kansas and Kentucky.
- The chart on the side shows you how Boston College stacks up nationally in that category.
- Four of those eight drafted from BC have been first-rounders which ranks eighth nationally.
- The eight Eagles drafted include: John Bagley (12th overall, 1982), Michael Adams (third round, 1985), Dominic Pressley (fifth round, 1986), Dana Barros (16th overall, 1989), Howard Easley (second round, 1994), Troy Bell (16th overall, 2003), Reggie Jackson (24th overall, 2011), Olivier Hanlan (second round, 2015).

POINT GUARDS DRAFTED SINCE 1980	
Team	PGs Drafted
UCLA	13
Texas	10
Arizona	9
Duke	9
Boston College	8
Kansas	8
Kentucky	8

EAGLES IN THE NBA

- There are currently two former Eagles playing professionally in the NBA.
- Jared Dudley was the 22nd overall pick of the 2007 draft, taken by the Charlotte Bobcats. He played for the Phoenix Suns from 2008-13 before he was traded to the LA Clippers for the 2013-14 season. He played for Milwaukee last season and is currently with the Washington Wizards.
- Reggie Jackson was drafted 24th overall by the Oklahoma City Thunder in 2011 and was traded to the Detroit Pistons on February 19 of last season.
- Other former Eagles playing professionally around the world include Troy Bell (Turkey), Olivier Hanlan (Lithuania), Patrick Heckmann (Germany), Sean Marshall (D-League), Tyrese Rice (Russia), Danny Rubin (Israel), Craig Smith (Israel) and Joe Trapani (France).

EAGLES IN THE NBA						
Player	Team (W-L)	G-GS	MPG	PPG	RPG	APG
Jared Dudley	Washington (5-4)	8-0	21.0	5.4	4.3	1.0
Reggie Jackson	Detroit (7-5)	11-11	31.8	20.4	4.6	5.6
(stats as of 11/21)						

EAGLES ON THE SIDELINES

- There are also eight former Eagles now on the sidelines serving on coaching staffs.
- Tim O'Shea is the head coach of Bryant, while Bill Curley is the head coach at nearby Emerson College.
- Biko Paris and Louis Hinnant are both assistant coaches at UMass Lowell under head coach Pat Duquette, who was an assistant coach for the Eagles.
- Dwayne Pina is an assistant coach at Brown while Mike Cotton is the associate head coach at Kennesaw State.
- Duane Woodward serves as an assistant coach at Monmouth while Howard Easley is an assistant coach for the Washington Wizards.

GAME CAPSULES



GAME 1	SCORING	1st	2nd	-	Final
	St. Francis Brooklyn	16	33	-	49
Boston College	41	34	-	75	

November 14, 2015 | Conte Forum | Chestnut Hill, MA

GAME SUMMARY	BOX SCORE																																																																																																																																																																																																																																																																														
<p>BC HIGHLIGHTS</p> <ul style="list-style-type: none"> Graduate student Eli Carter had a game-high 23 points to go along with seven rebounds. Freshman Jerome Robinson added 19 points, six rebounds, five assists and three steals in his Boston College debut. Senior Dennis Clifford secured a career-high 11 rebounds and had seven points. Freshman Sammy Barnes-Thompkins scored nine points off the bench. <p>TURNING POINT Boston College opened the game with 13-straight points which led to a 21-5 lead 12:26 after the opening whistle.</p> <p>HOW IT HAPPENED</p> <ul style="list-style-type: none"> Boston College started by scoring the game's first 13 points. Carter led the attack with six points. St. Francis Brooklyn missed its first 15 shots from the floor. With the Eagles on top, 21-8, they went on an 11-1 run over 3:21 to build a 32-9 lead with 4:02 left in the first half. Clifford scored four of those 11 points. BC took a 41-16 lead into the locker room. The Eagles' lead reached as high as 28 points early in the second half and never got below 19 the rest of the way. 	<p>ST. FRANCIS BROOKLYN 49</p> <table border="1"> <thead> <tr> <th>NAME</th> <th>FG</th> <th>3FG</th> <th>FT</th> <th>R</th> <th>TP</th> <th>A</th> <th>TO</th> <th>MIN</th> </tr> </thead> <tbody> <tr><td>Jewell*</td><td>7-13</td><td>1-3</td><td>4-4</td><td>6</td><td>19</td><td>5</td><td>2</td><td>30</td></tr> <tr><td>Olafsson*</td><td>0-3</td><td>0-1</td><td>0-0</td><td>2</td><td>0</td><td>0</td><td>0</td><td>11</td></tr> <tr><td>Sanabria*</td><td>2-7</td><td>1-4</td><td>0-0</td><td>2</td><td>5</td><td>1</td><td>0</td><td>20</td></tr> <tr><td>Hooper*</td><td>4-5</td><td>0-0</td><td>0-1</td><td>3</td><td>8</td><td>0</td><td>1</td><td>13</td></tr> <tr><td>Fall*</td><td>1-7</td><td>0-0</td><td>5-10</td><td>7</td><td>7</td><td>0</td><td>3</td><td>27</td></tr> <tr><td>Jonsson</td><td>4-12</td><td>2-6</td><td>2-4</td><td>5</td><td>12</td><td>2</td><td>2</td><td>31</td></tr> <tr><td>Hopkinson</td><td>0-2</td><td>0-0</td><td>0-0</td><td>1</td><td>0</td><td>0</td><td>0</td><td>10</td></tr> <tr><td>Jenifer</td><td>1-3</td><td>0-1</td><td>0-0</td><td>3</td><td>2</td><td>0</td><td>3</td><td>15</td></tr> <tr><td>Nurse</td><td>0-2</td><td>0-0</td><td>0-0</td><td>0</td><td>0</td><td>0</td><td>0</td><td>5</td></tr> <tr><td>Williams</td><td>0-3</td><td>0-2</td><td>0-2</td><td>0</td><td>0</td><td>0</td><td>1</td><td>10</td></tr> <tr><td>Doss</td><td>3-5</td><td>3-5</td><td>0-0</td><td>0</td><td>9</td><td>0</td><td>1</td><td>17</td></tr> <tr><td>Alcindor</td><td>0-2</td><td>0-0</td><td>0-0</td><td>1</td><td>0</td><td>0</td><td>0</td><td>6</td></tr> <tr><td>Lasic</td><td>0-1</td><td>0-1</td><td>0-0</td><td>4</td><td>0</td><td>1</td><td>0</td><td>12</td></tr> <tr><td>Totals</td><td>17-61</td><td>6-24</td><td>9-19</td><td>39</td><td>49</td><td>7</td><td>13</td><td>200</td></tr> </tbody> </table> <p>BOSTON COLLEGE 75</p> <table border="1"> <thead> <tr> <th>NAME</th> <th>FG</th> <th>3FG</th> <th>FT</th> <th>R</th> <th>TP</th> <th>A</th> <th>TO</th> <th>MIN</th> </tr> </thead> <tbody> <tr><td>Robinson*</td><td>7-13</td><td>1-3</td><td>4-4</td><td>6</td><td>19</td><td>5</td><td>2</td><td>30</td></tr> <tr><td>Carter*</td><td>10-19</td><td>2-4</td><td>1-5</td><td>7</td><td>23</td><td>0</td><td>4</td><td>27</td></tr> <tr><td>Owens*</td><td>0-3</td><td>0-1</td><td>0-0</td><td>4</td><td>0</td><td>0</td><td>3</td><td>18</td></tr> <tr><td>Turner*</td><td>2-5</td><td>0-1</td><td>2-2</td><td>5</td><td>6</td><td>1</td><td>0</td><td>24</td></tr> <tr><td>Clifford*</td><td>1-6</td><td>0-0</td><td>5-7</td><td>11</td><td>7</td><td>1</td><td>0</td><td>25</td></tr> <tr><td>Hicks</td><td>0-0</td><td>0-0</td><td>0-0</td><td>0</td><td>0</td><td>0</td><td>1</td><td>3</td></tr> <tr><td>Diallo</td><td>1-2</td><td>0-0</td><td>0-2</td><td>4</td><td>2</td><td>0</td><td>2</td><td>9</td></tr> <tr><td>Meznieks</td><td>3-5</td><td>1-3</td><td>0-0</td><td>2</td><td>7</td><td>0</td><td>0</td><td>21</td></tr> <tr><td>Reyes</td><td>0-0</td><td>0-0</td><td>0-0</td><td>2</td><td>0</td><td>0</td><td>1</td><td>6</td></tr> <tr><td>Perpiglia</td><td>0-0</td><td>0-0</td><td>0-0</td><td>1</td><td>0</td><td>0</td><td>0</td><td>1</td></tr> <tr><td>Milon</td><td>1-1</td><td>0-0</td><td>0-0</td><td>4</td><td>2</td><td>1</td><td>0</td><td>19</td></tr> <tr><td>Gehan</td><td>0-0</td><td>0-0</td><td>0-0</td><td>0</td><td>0</td><td>0</td><td>0</td><td>1</td></tr> <tr><td>Barnes-Thompkins</td><td>3-6</td><td>2-4</td><td>1-2</td><td>1</td><td>9</td><td>1</td><td>0</td><td>16</td></tr> <tr><td>Totals</td><td>21-44</td><td>8-12</td><td>19-30</td><td>32</td><td>69</td><td>14</td><td>15</td><td>200</td></tr> </tbody> </table>	NAME	FG	3FG	FT	R	TP	A	TO	MIN	Jewell*	7-13	1-3	4-4	6	19	5	2	30	Olafsson*	0-3	0-1	0-0	2	0	0	0	11	Sanabria*	2-7	1-4	0-0	2	5	1	0	20	Hooper*	4-5	0-0	0-1	3	8	0	1	13	Fall*	1-7	0-0	5-10	7	7	0	3	27	Jonsson	4-12	2-6	2-4	5	12	2	2	31	Hopkinson	0-2	0-0	0-0	1	0	0	0	10	Jenifer	1-3	0-1	0-0	3	2	0	3	15	Nurse	0-2	0-0	0-0	0	0	0	0	5	Williams	0-3	0-2	0-2	0	0	0	1	10	Doss	3-5	3-5	0-0	0	9	0	1	17	Alcindor	0-2	0-0	0-0	1	0	0	0	6	Lasic	0-1	0-1	0-0	4	0	1	0	12	Totals	17-61	6-24	9-19	39	49	7	13	200	NAME	FG	3FG	FT	R	TP	A	TO	MIN	Robinson*	7-13	1-3	4-4	6	19	5	2	30	Carter*	10-19	2-4	1-5	7	23	0	4	27	Owens*	0-3	0-1	0-0	4	0	0	3	18	Turner*	2-5	0-1	2-2	5	6	1	0	24	Clifford*	1-6	0-0	5-7	11	7	1	0	25	Hicks	0-0	0-0	0-0	0	0	0	1	3	Diallo	1-2	0-0	0-2	4	2	0	2	9	Meznieks	3-5	1-3	0-0	2	7	0	0	21	Reyes	0-0	0-0	0-0	2	0	0	1	6	Perpiglia	0-0	0-0	0-0	1	0	0	0	1	Milon	1-1	0-0	0-0	4	2	1	0	19	Gehan	0-0	0-0	0-0	0	0	0	0	1	Barnes-Thompkins	3-6	2-4	1-2	1	9	1	0	16	Totals	21-44	8-12	19-30	32	69	14	15	200
NAME	FG	3FG	FT	R	TP	A	TO	MIN																																																																																																																																																																																																																																																																							
Jewell*	7-13	1-3	4-4	6	19	5	2	30																																																																																																																																																																																																																																																																							
Olafsson*	0-3	0-1	0-0	2	0	0	0	11																																																																																																																																																																																																																																																																							
Sanabria*	2-7	1-4	0-0	2	5	1	0	20																																																																																																																																																																																																																																																																							
Hooper*	4-5	0-0	0-1	3	8	0	1	13																																																																																																																																																																																																																																																																							
Fall*	1-7	0-0	5-10	7	7	0	3	27																																																																																																																																																																																																																																																																							
Jonsson	4-12	2-6	2-4	5	12	2	2	31																																																																																																																																																																																																																																																																							
Hopkinson	0-2	0-0	0-0	1	0	0	0	10																																																																																																																																																																																																																																																																							
Jenifer	1-3	0-1	0-0	3	2	0	3	15																																																																																																																																																																																																																																																																							
Nurse	0-2	0-0	0-0	0	0	0	0	5																																																																																																																																																																																																																																																																							
Williams	0-3	0-2	0-2	0	0	0	1	10																																																																																																																																																																																																																																																																							
Doss	3-5	3-5	0-0	0	9	0	1	17																																																																																																																																																																																																																																																																							
Alcindor	0-2	0-0	0-0	1	0	0	0	6																																																																																																																																																																																																																																																																							
Lasic	0-1	0-1	0-0	4	0	1	0	12																																																																																																																																																																																																																																																																							
Totals	17-61	6-24	9-19	39	49	7	13	200																																																																																																																																																																																																																																																																							
NAME	FG	3FG	FT	R	TP	A	TO	MIN																																																																																																																																																																																																																																																																							
Robinson*	7-13	1-3	4-4	6	19	5	2	30																																																																																																																																																																																																																																																																							
Carter*	10-19	2-4	1-5	7	23	0	4	27																																																																																																																																																																																																																																																																							
Owens*	0-3	0-1	0-0	4	0	0	3	18																																																																																																																																																																																																																																																																							
Turner*	2-5	0-1	2-2	5	6	1	0	24																																																																																																																																																																																																																																																																							
Clifford*	1-6	0-0	5-7	11	7	1	0	25																																																																																																																																																																																																																																																																							
Hicks	0-0	0-0	0-0	0	0	0	1	3																																																																																																																																																																																																																																																																							
Diallo	1-2	0-0	0-2	4	2	0	2	9																																																																																																																																																																																																																																																																							
Meznieks	3-5	1-3	0-0	2	7	0	0	21																																																																																																																																																																																																																																																																							
Reyes	0-0	0-0	0-0	2	0	0	1	6																																																																																																																																																																																																																																																																							
Perpiglia	0-0	0-0	0-0	1	0	0	0	1																																																																																																																																																																																																																																																																							
Milon	1-1	0-0	0-0	4	2	1	0	19																																																																																																																																																																																																																																																																							
Gehan	0-0	0-0	0-0	0	0	0	0	1																																																																																																																																																																																																																																																																							
Barnes-Thompkins	3-6	2-4	1-2	1	9	1	0	16																																																																																																																																																																																																																																																																							
Totals	21-44	8-12	19-30	32	69	14	15	200																																																																																																																																																																																																																																																																							

GAME 2	SCORING	1st	2nd	-	Final
	Central Connecticut	33	24	-	57
Boston College	45	37	-	82	

November 19, 2015 | Conte Forum | Chestnut Hill, MA

GAME SUMMARY	BOX SCORE																																																																																																																																																																																																																																																																														
<p>BC HIGHLIGHTS</p> <ul style="list-style-type: none"> Graduate student Eli Carter led BC with 18 points and five assists. He scored 16 of those points in the second half. Freshman Jerome Robinson filled the stat sheet up again with 15 points, four rebounds, four assists and three steals. He was 7-for-11 from the field. Freshman Matt Milon scored 11 points, going 3-for-5 from beyond the arc. Senior Dennis Clifford recorded nine points and nine rebounds. <p>TURNING POINT Boston College went on a 16-2 run over 4:33 to take a 33-22 lead with 3:23 left in the first half. The Eagles would hold the lead the rest of the way.</p> <p>HOW IT HAPPENED</p> <ul style="list-style-type: none"> Central Connecticut led for the bulk of the first 13 minutes and had a 20-17 lead at the 8:42 mark. Boston College then went on a 16-2 run over 4:33 to take a 33-22 lead with 3:23 left in the half. The Eagles took a 45-33 lead into halftime, outscoring CCSU 28-13 in the final eight minutes. Boston College held a 55-45 lead and then went on a 21-1 run over 10 minutes to build a 76-46 advantage with 5:45 left in the game. 	<p>CENTRAL CONNECTICUT 57</p> <table border="1"> <thead> <tr> <th>NAME</th> <th>FG</th> <th>3FG</th> <th>FT</th> <th>R</th> <th>TP</th> <th>A</th> <th>TO</th> <th>MIN</th> </tr> </thead> <tbody> <tr><td>Phoenix*</td><td>1-2</td><td>0-0</td><td>0-0</td><td>1</td><td>2</td><td>0</td><td>2</td><td>11</td></tr> <tr><td>Peel*</td><td>4-13</td><td>0-1</td><td>1-2</td><td>9</td><td>9</td><td>2</td><td>1</td><td>31</td></tr> <tr><td>Nehls*</td><td>2-5</td><td>2-5</td><td>0-0</td><td>2</td><td>6</td><td>0</td><td>2</td><td>30</td></tr> <tr><td>Cumberlander*</td><td>4-12</td><td>2-5</td><td>1-4</td><td>3</td><td>11</td><td>4</td><td>6</td><td>36</td></tr> <tr><td>Nails*</td><td>0-2</td><td>0-2</td><td>0-0</td><td>1</td><td>0</td><td>0</td><td>0</td><td>14</td></tr> <tr><td>Seymour</td><td>1-2</td><td>0-0</td><td>2-2</td><td>2</td><td>4</td><td>0</td><td>0</td><td>8</td></tr> <tr><td>Cratit</td><td>7-16</td><td>0-5</td><td>6-8</td><td>4</td><td>20</td><td>0</td><td>1</td><td>32</td></tr> <tr><td>Jones</td><td>1-2</td><td>0-0</td><td>0-0</td><td>1</td><td>2</td><td>0</td><td>0</td><td>13</td></tr> <tr><td>Pierre</td><td>1-3</td><td>1-1</td><td>0-0</td><td>3</td><td>3</td><td>0</td><td>1</td><td>17</td></tr> <tr><td>Toppin</td><td>0-1</td><td>0-0</td><td>0-0</td><td>2</td><td>0</td><td>0</td><td>0</td><td>8</td></tr> <tr><td>Simmons</td><td>0-0</td><td>0-0</td><td>0-0</td><td>1</td><td>0</td><td>0</td><td>0</td><td>1</td></tr> <tr><td>Totals</td><td>21-58</td><td>5-19</td><td>10-16</td><td>34</td><td>57</td><td>6</td><td>13</td><td>200</td></tr> </tbody> </table> <p>BOSTON COLLEGE 82</p> <table border="1"> <thead> <tr> <th>NAME</th> <th>FG</th> <th>3FG</th> <th>FT</th> <th>R</th> <th>TP</th> <th>A</th> <th>TO</th> <th>MIN</th> </tr> </thead> <tbody> <tr><td>Robinson*</td><td>7-11</td><td>1-1</td><td>0-0</td><td>4</td><td>15</td><td>4</td><td>2</td><td>27</td></tr> <tr><td>Carter*</td><td>6-16</td><td>2-6</td><td>4-6</td><td>3</td><td>18</td><td>5</td><td>0</td><td>28</td></tr> <tr><td>Owens*</td><td>1-1</td><td>1-1</td><td>0-2</td><td>4</td><td>3</td><td>2</td><td>0</td><td>20</td></tr> <tr><td>Turner*</td><td>3-10</td><td>0-6</td><td>0-0</td><td>2</td><td>6</td><td>0</td><td>0</td><td>19</td></tr> <tr><td>Clifford*</td><td>4-4</td><td>0-0</td><td>1-6</td><td>9</td><td>9</td><td>3</td><td>2</td><td>22</td></tr> <tr><td>Hicks</td><td>0-0</td><td>0-0</td><td>0-0</td><td>1</td><td>0</td><td>0</td><td>1</td><td>3</td></tr> <tr><td>Diallo</td><td>1-2</td><td>0-0</td><td>0-0</td><td>5</td><td>2</td><td>0</td><td>0</td><td>12</td></tr> <tr><td>Meznieks</td><td>2-4</td><td>2-4</td><td>0-0</td><td>2</td><td>6</td><td>2</td><td>0</td><td>16</td></tr> <tr><td>Reyes</td><td>0-3</td><td>0-0</td><td>0-2</td><td>2</td><td>0</td><td>1</td><td>0</td><td>6</td></tr> <tr><td>Barros</td><td>1-1</td><td>1-1</td><td>0-0</td><td>1</td><td>3</td><td>0</td><td>0</td><td>4</td></tr> <tr><td>Perpiglia</td><td>0-2</td><td>0-1</td><td>0-0</td><td>2</td><td>0</td><td>0</td><td>1</td><td>5</td></tr> <tr><td>Milon</td><td>4-6</td><td>3-5</td><td>0-0</td><td>1</td><td>11</td><td>0</td><td>0</td><td>19</td></tr> <tr><td>Gehan</td><td>0-0</td><td>0-0</td><td>0-0</td><td>0</td><td>0</td><td>0</td><td>0</td><td>4</td></tr> <tr><td>Chebremichael</td><td>1-1</td><td>1-1</td><td>0-0</td><td>0</td><td>3</td><td>0</td><td>0</td><td>4</td></tr> <tr><td>Barnes-Thompkins</td><td>2-3</td><td>2-2</td><td>0-0</td><td>2</td><td>6</td><td>0</td><td>2</td><td>11</td></tr> <tr><td>Totals</td><td>32-64</td><td>13-28</td><td>5-16</td><td>41</td><td>82</td><td>17</td><td>8</td><td>200</td></tr> </tbody> </table>	NAME	FG	3FG	FT	R	TP	A	TO	MIN	Phoenix*	1-2	0-0	0-0	1	2	0	2	11	Peel*	4-13	0-1	1-2	9	9	2	1	31	Nehls*	2-5	2-5	0-0	2	6	0	2	30	Cumberlander*	4-12	2-5	1-4	3	11	4	6	36	Nails*	0-2	0-2	0-0	1	0	0	0	14	Seymour	1-2	0-0	2-2	2	4	0	0	8	Cratit	7-16	0-5	6-8	4	20	0	1	32	Jones	1-2	0-0	0-0	1	2	0	0	13	Pierre	1-3	1-1	0-0	3	3	0	1	17	Toppin	0-1	0-0	0-0	2	0	0	0	8	Simmons	0-0	0-0	0-0	1	0	0	0	1	Totals	21-58	5-19	10-16	34	57	6	13	200	NAME	FG	3FG	FT	R	TP	A	TO	MIN	Robinson*	7-11	1-1	0-0	4	15	4	2	27	Carter*	6-16	2-6	4-6	3	18	5	0	28	Owens*	1-1	1-1	0-2	4	3	2	0	20	Turner*	3-10	0-6	0-0	2	6	0	0	19	Clifford*	4-4	0-0	1-6	9	9	3	2	22	Hicks	0-0	0-0	0-0	1	0	0	1	3	Diallo	1-2	0-0	0-0	5	2	0	0	12	Meznieks	2-4	2-4	0-0	2	6	2	0	16	Reyes	0-3	0-0	0-2	2	0	1	0	6	Barros	1-1	1-1	0-0	1	3	0	0	4	Perpiglia	0-2	0-1	0-0	2	0	0	1	5	Milon	4-6	3-5	0-0	1	11	0	0	19	Gehan	0-0	0-0	0-0	0	0	0	0	4	Chebremichael	1-1	1-1	0-0	0	3	0	0	4	Barnes-Thompkins	2-3	2-2	0-0	2	6	0	2	11	Totals	32-64	13-28	5-16	41	82	17	8	200
NAME	FG	3FG	FT	R	TP	A	TO	MIN																																																																																																																																																																																																																																																																							
Phoenix*	1-2	0-0	0-0	1	2	0	2	11																																																																																																																																																																																																																																																																							
Peel*	4-13	0-1	1-2	9	9	2	1	31																																																																																																																																																																																																																																																																							
Nehls*	2-5	2-5	0-0	2	6	0	2	30																																																																																																																																																																																																																																																																							
Cumberlander*	4-12	2-5	1-4	3	11	4	6	36																																																																																																																																																																																																																																																																							
Nails*	0-2	0-2	0-0	1	0	0	0	14																																																																																																																																																																																																																																																																							
Seymour	1-2	0-0	2-2	2	4	0	0	8																																																																																																																																																																																																																																																																							
Cratit	7-16	0-5	6-8	4	20	0	1	32																																																																																																																																																																																																																																																																							
Jones	1-2	0-0	0-0	1	2	0	0	13																																																																																																																																																																																																																																																																							
Pierre	1-3	1-1	0-0	3	3	0	1	17																																																																																																																																																																																																																																																																							
Toppin	0-1	0-0	0-0	2	0	0	0	8																																																																																																																																																																																																																																																																							
Simmons	0-0	0-0	0-0	1	0	0	0	1																																																																																																																																																																																																																																																																							
Totals	21-58	5-19	10-16	34	57	6	13	200																																																																																																																																																																																																																																																																							
NAME	FG	3FG	FT	R	TP	A	TO	MIN																																																																																																																																																																																																																																																																							
Robinson*	7-11	1-1	0-0	4	15	4	2	27																																																																																																																																																																																																																																																																							
Carter*	6-16	2-6	4-6	3	18	5	0	28																																																																																																																																																																																																																																																																							
Owens*	1-1	1-1	0-2	4	3	2	0	20																																																																																																																																																																																																																																																																							
Turner*	3-10	0-6	0-0	2	6	0	0	19																																																																																																																																																																																																																																																																							
Clifford*	4-4	0-0	1-6	9	9	3	2	22																																																																																																																																																																																																																																																																							
Hicks	0-0	0-0	0-0	1	0	0	1	3																																																																																																																																																																																																																																																																							
Diallo	1-2	0-0	0-0	5	2	0	0	12																																																																																																																																																																																																																																																																							
Meznieks	2-4	2-4	0-0	2	6	2	0	16																																																																																																																																																																																																																																																																							
Reyes	0-3	0-0	0-2	2	0	1	0	6																																																																																																																																																																																																																																																																							
Barros	1-1	1-1	0-0	1	3	0	0	4																																																																																																																																																																																																																																																																							
Perpiglia	0-2	0-1	0-0	2	0	0	1	5																																																																																																																																																																																																																																																																							
Milon	4-6	3-5	0-0	1	11	0	0	19																																																																																																																																																																																																																																																																							
Gehan	0-0	0-0	0-0	0	0	0	0	4																																																																																																																																																																																																																																																																							
Chebremichael	1-1	1-1	0-0	0	3	0	0	4																																																																																																																																																																																																																																																																							
Barnes-Thompkins	2-3	2-2	0-0	2	6	0	2	11																																																																																																																																																																																																																																																																							
Totals	32-64	13-28	5-16	41	82	17	8	200																																																																																																																																																																																																																																																																							

GAME 3	SCORING	1st	2nd	-	Final
	Harvard				
Boston College					

November 22, 2015 | Conte Forum | Chestnut Hill, MA

GAME SUMMARY	BOX SCORE

GAME 4	SCORING	1st	2nd	-	Final
	Boston College				
Michigan State					

November 26, 2015 | Titan Gym | Fullerton, CA

GAME SUMMARY	BOX SCORE

THE LAST TIME BOSTON COLLEGE...



Won in overtime	64-57 vs. Harvard - January 14, 2015
Lost in overtime	89-86 vs. Miami - February 16, 2015
Played two overtimes	Miami 89, BC 86 - February 16, 2015
Beat a No. 1 team	BC 62, Syracuse 59 (ot) - February 19, 2014
Beat a top 10 team	BC 80, Duke 74 - February 15, 2009
Beat a team ranked 11-25	BC 64, No. 15 Florida State 60 - February 8, 2012
Won by 30+ points	BC 79, St. Francis 49 - November 12, 2010
Won by 40+ points	BC 87, Long Island 46 - November 30, 2004
Won by 50+ points	BC 132, Bentley 79 - December 11, 1982
Scored 100 points	112 vs. Wake Forest - January 12, 2008
Scored 90 points	92 vs. Toledo - November 14, 2013
Scored 50 or more points in one half	54 (second half) at Virginia Tech - January 9, 2013
Scored fewer than 50 points	49 at Clemson - January 31, 2015
Both teams scored 100 points	BC 107, Rhode Island 105 - January 12, 1965
Allowed 100 points	106 vs. North Carolina - February 1, 2011
Allowed fewer than 50 points	49 vs. Auburn - November 21, 2012
Allowed fewer than 40 points	32 vs. NJIT - January 5, 2010
Shot 67% or better from the field	68.8% vs. Hartford - January 31, 2007
Shot 60% or better from the field	66.1% vs. Wake Forest - January 12, 2008
Shot under 35% from the field	31.4% at Syracuse - January 20, 2015
Shot under 30% from the field	26.9% at North Carolina - February 19, 2011
Shot 55% or better in both halves	55.0% (first), 60.9% (second) vs. Harvard - December 4, 2012
Shot 50% or better in both halves	50.0% (first), 50.0% (second) vs. Central Connecticut - November 19, 2015
Held opponent under 30% from the field	27.9% vs. St. Francis Brooklyn - November 14, 2015
Made 45 or more field goals	45 vs. New Hampshire - December 2, 1991
Made 10 or more 3-pointers	13 vs. Central Connecticut - November 19, 2015
Made 14 or more 3-pointers	14 vs. Virginia Tech - January 29, 2014
Did not make a 3-pointer (19.9 feet)	vs. Syracuse - March 11, 2004
Did not make a 3-pointer (20.6 feet)	vs. Shawnee State - November 20, 2005
Attempted more than 50 free throws	56 vs. Hartford - December 23, 1995
Attempted 50 free throws	50 at Wake Forest - February 8, 2006
Made 30 free throws	32 at Wake Forest - March 1, 2014
Shot 90% from the foul line (10 attempts)	90.0% (9-for-10) at #1/1 Syracuse - February 19, 2014
Shot 90% from the foul line (20 attempts)	96.0% (24-for-25) vs. Connecticut - November 21, 2013
Had 50 or more rebounds	50 vs. Maine - December 23, 2008
Had 25 or fewer rebounds	22 vs. Harvard - December 29, 2011
Had 20 or more assists	21 vs. Bryant - December 18, 2011
Had 15 or more steals	15 vs. Rutgers - February 22, 2004
Blocked 10 or more shots	11 vs. Miami - January 15, 2008
Forced 30 or more turnovers	30 vs. Virginia Tech - January 31, 2001
Had five players score in double figures	5 vs. NC State - February 28, 2015
Had six or more players score in double figures	6 vs. Wake Forest - January 12, 2008
Overcame a double-digit halftime deficit	Maryland 40, BC 29 at half - January 27, 2009

THE LAST TIME A BOSTON COLLEGE PLAYER...

Scored 49 points	John Austin (49) vs. Georgetown - February 21, 1964
Scored 40 or more points	Olivier Hanlan (41) vs. Georgia Tech - March 14, 2013
Scored 30 or more points	Olivier Hanlan (39) at Pittsburgh - February 24, 2015
Two players had 20 points	Olivier Hanlan (39) and Aaron Brown (20) at Pittsburgh - February 24, 2015
Three players had 20 points	Tyrese Rice (26), Jared Dudley (23) and Sean Marshall (22) vs. Florida State - January 23, 2007
Made 20 field goals	Jim Hooley (21) vs. Brandeis - February 14, 1962
Made six or more 3-pointers	Olivier Hanlan (6) at Notre Dame - February 4, 2015
Made seven or more 3-pointers	Olivier Hanlan (8) vs. Georgia Tech - March 14, 2013
Made nine or more 3-pointers	Dana Barros (9) at Pittsburgh - January 7, 1989
Attempted 20 free throws	Jared Dudley (21) vs. UW-Milwaukee - March 19, 2005
Made 10 or more free throws	Olivier Hanlan (14) at Pittsburgh - February 24, 2015
Made 15 or more free throws	Olivier Hanlan (15) vs. Maryland - December 12, 2013
Made 18 or more free throws	Jared Dudley (18) vs. UW-Milwaukee - March 19, 2005
Was perfect with 15 or more free throws	Troy Bell (17-for-17) vs. Iowa State - December 11, 2001
Had 31 rebounds	Terry Driscoll (31) vs. Fordham - February 8, 1969
Had 20 rebounds	Danya Abrams (20) vs. Providence - January 22, 1994
Had 15 or more rebounds	Ryan Anderson (19) vs. New Hampshire - December 16, 2012
Two players had 10 rebounds	Ryan Anderson (14) and Dennis Clifford (10) vs. Bryant - November 25, 2012
Two players had a double-double	Marshall (30-10) and Williams (19-10) vs. Duquesne - December 28, 2006
Shot 100% from the field (min. 10)	Corey Raji (12-for-12) vs. Maine - December 23, 2008
Had 10 or more assists	Reggie Jackson (10) vs. Holy Cross - January 22, 2010
Had 15 or more assists	Jim O'Brien (18) vs. Le Moyne - December 16, 1970
Had eight steals	Troy Bell (8) vs. Syracuse - February 7, 2001
Had 10 or more blocks	Tyrelle Blair (11) at Maryland - December 9, 2008
Had 13 blocks	Sean Williams (13) vs. Duquesne - December 28, 2006
Had a double-double	Dennis Clifford (13 points, 10 rebounds) vs. Harvard - January 14, 2015
Had a triple-double	Sean Williams (19 points, 13 blocks, 10 rebounds) vs. Duquesne - December, 2006

ROSTER INFORMATION

BOSTON COLLEGE NUMERICAL ROSTER

BY POSITION

Total Players (13)

Guards (8)

Sammy Barnes-Thompkins
Jordan Barros
Eli Carter
Gordon Gehan
Darryl Hicks
Matt Milon
Steve Perpiglia
Jerome Robinson

Forwards (6)

Idy Diallo
Aser Chebremichael
Ervin Meznies
Garland Owens
Johncarlos Reyes
A.J. Turner

Centers (1)

Dennis Clifford

BY CLASS

Graduate Students (1)

Eli Carter

Seniors (2)

Dennis Clifford
Steve Perpiglia

Juniors (1)

Garland Owens

Sophomores (1)

Darryl Hicks

Redshirt Freshmen (1)

Idy Diallo

Freshmen (9)

Sammy Barnes-Thompkins
Jordan Barros
Gordon Gehan
Aser Chebremichael
Ervin Meznies
Matt Milon
Johncarlos Reyes
Jerome Robinson
A.J. Turner

PRONUNCIATIONS

IDY DIALLO: EE-dee JAL-oh

Gordon GEHAN: GEE (rhymes with "key") -han

ASER CHEBREMICHAE: ah-SEAR GEB-re-michael

Matt MILON: Muh-LON

Steve PERPIGLIA: per-PEEL-ee-ah

Ervin MEZNIEKS: MEHJ-nee-ex

No.	Name	Cl.	Pos.	Ht.	Wt.	High School/Hometown
1	Jerome Robinson	FR	G	6-5	181	Raleigh, NC/Needham Broughton
2	Darryl Hicks	SO	G	6-2	192	Louisville, KY/Trinity
3	Eli Carter	GR	G	6-2	200	Paterson, NJ/Brewster Academy
4	Idy Diallo	R-FR	F	6-11	253	Los Angeles, CA/Cathedral
5	Garland Owens	JR	F	6-5	225	Gaithersburg, MD/Magruder
10	Ervin Meznies	FR	F	6-7	218	Riga, Latvia/Rigas Teikas
11	A.J. Turner	FR	F	6-7	190	Mt. Clemens, MI/New Hampton School (NH)
12	Johncarlos Reyes	FR	F/C	6-10	216	Lawrenceville, GA/Sound Doctrine Christian Acad.
15	Jordan Barros	FR	G	5-10	150	Boston, Mass./St. Sebastian's School
20	Steve Perpiglia	SR	G	5-10	165	Broomall, PA/Malvern Prep
21	Aser Chebremichael	FR	F	6-8	195	Somerville, Mass./Brooks School
22	Matt Milon	FR	G	6-4	200	Oviedo, FL/Oviedo
24	Dennis Clifford	SR	C	7-0	262	Bridgewater, MA/Milton Academy
25	Gordon Gehan	FR	G/F	6-5	220	Dallas, TX/Episcopal School of Dallas
55	Sammy Barnes-Thompkins	FR	G	6-3	192	Phoenix, AZ/Sunnyslope

BOSTON COLLEGE ALPHABETICAL ROSTER

No.	Name	Cl.	Pos.	Ht.	Wt.	High School/Hometown
55	Sammy Barnes-Thompkins	FR	G	6-3	192	Phoenix, AZ/Sunnyslope
15	Jordan Barros	FR	G	5-10	150	Boston, Mass./St. Sebastian's School
3	Eli Carter	GR	G	6-2	200	Paterson, NJ/Brewster Academy
24	Dennis Clifford	SR	C	7-0	262	Bridgewater, MA/Milton Academy
4	Idy Diallo	R-FR	F	6-11	253	Los Angeles, CA/Cathedral
25	Gordon Gehan	FR	G/F	6-5	220	Dallas, TX/Episcopal School of Dallas
21	Aser Chebremichael	FR	F	6-8	195	Somerville, Mass./Brooks School
2	Darryl Hicks	SO	G	6-2	192	Louisville, KY/Trinity
10	Ervin Meznies	FR	F	6-7	218	Riga, Latvia/Rigas Teikas
22	Matt Milon	FR	G	6-4	200	Oviedo, FL/Oviedo
5	Garland Owens	JR	F	6-5	225	Gaithersburg, MD/Magruder
20	Steve Perpiglia	SR	G	5-10	165	Broomall, PA/Malvern Prep
12	Johncarlos Reyes	FR	F/C	6-10	216	Lawrenceville, GA/Sound Doctrine Christian Acad.
1	Jerome Robinson	FR	G	6-5	181	Raleigh, NC/Needham Broughton
11	A.J. Turner	FR	F	6-7	190	Mt. Clemens, MI/New Hampton School (NH)

BOSTON COLLEGE COACHES AND STAFF

Head Coach.....	Jim Christian (Rhode Island '88)
Assistant Coach.....	Scott Spinelli (Boston University '89)
Assistant Coach.....	Bill Wuczynski (UNLV '96)
Assistant Coach.....	Stan Heath (Eastern Washington '88)
Director of Basketball Operations.....	Dan McDermott (Boston College '04)
Video Coordinator.....	Chip Cunningham (TCU '11)
Graduate Assisant.....	Dan Viscariello (Salem State '13)
Athletic Trainer.....	Scott Gallon (Springfield '00)



HEAD COACH JIM CHRISTIAN

**SECOND SEASON AT BOSTON COLLEGE
14TH SEASON OVERALL
258-172 CAREER RECORD**

Jim Christian, who was hired as the 12th head basketball coach at Boston College on April 3, 2014, enters his second season on The Heights.

Christian was a two-time Mid-American Conference Coach of the Year and led teams to eight postseason appearances in his 12 seasons as a head coach at Ohio, TCU and Kent State. He has coached four All-Americans, three MAC Players of the Year and 31 all-conference honorees.

In his first season at Boston College, Christian guided guard Olivier Hanlan to First Team All-ACC and honorable mention All-America honors. Hanlan was the leading scorer in the ACC (19.5) which ranked 22nd in the country. He also led all major conference players in scoring average during league play (21.9). In addition, Hanlan led the ACC in 3-point percentage (.436) and ranked third in 3-pointers made (2.83), fifth in free throw percentage (.810), sixth in field goal percentage (.483) and 10th in assists (4.00) during conference action.

Hanlan was drafted by the Utah Jazz in the second round (42nd overall) of the 2015 NBA Draft.

Prior to moving to Chestnut Hill, Christian spent the previous two seasons as head coach at Ohio, leading the Bobcats to a 49-22 record in that time. In his first season at the helm, Ohio went 24-10 and earned a bid to the NIT. The Bobcats won their first regular season MAC title since 1994 and they tied a program record with 14 league wins and seven road victories. He was named the NABC District 14 Coach of the Year.

Ohio led the nation in assists per game (17.5) in 2012-13 and ranked seventh in the country in turnover margin (+4.7). Under his guidance, guard D.J. Cooper ranked seventh in the nation in assists and was the first MAC Player of the Year from Ohio since 1995.

In 2013-14, the Bobcats went 25-12 and advanced to the quarterfinals of the College Insider Tournament. It was just the third time in school history that an Ohio team reached 25 wins.

Christian, who also spent six seasons at Kent State from 2002-08, is the all-time leader in winning percentage (.700) in Mid-American Conference history and reached 20 wins in all eight of his seasons in the conference.

Prior to his time at Ohio, Christian was the head coach at TCU from 2008-12. While in Fort Worth, he had a record of 56-73 (.434) and led the Horned Frogs to their first postseason appearance since 2005 when they played in the 2012 College Basketball Invitational. He coached six All-Mountain West players while in Fort Worth.

One of those players was guard Hank Thorns, Jr., who earned first team honors after ranking in the top 12 in the country in both assists and assist/turnover ratio, the only player in the nation to accomplish that feat in 2010-11.

Christian began his head coaching career at Kent State where he compiled a record of 138-58 (.704). He led the Golden Flashes to five postseason appearances in his six seasons at the helm. He earned MAC Coach of the Year accolades in 2006 and 2008, both times leading Kent State to the conference title and an appearance in the NCAA Tournament. The Golden Flashes earned NIT berths in each of his first three seasons.

Kent State won 20 games every year that Christian was the head coach and he guided it to its first-ever top 25 ranking in both the Associated Press and ESPN/USA Today polls.

The 2007-08 season was one of the best in Kent State history. The Golden Flashes finished 28-7 with a school-record 25 regular-season wins and won the Mid-American Conference regular-season and tournament championships. Christian guided Kent State to a No. 9 seed in the NCAA Tournament which was the best seed in program history.

While in Kent, Christian mentored two honorable-mention All-Americans (Antonio Gates, DeAndre Haynes), two MAC Players of the Year (DeAndre Haynes, Al Fisher), three MAC Defensive Players of the Year (Demetric Shaw, John Edwards, Haminn Quaintance), one MAC Sixth Man of the Year (Kevin Warzynski) and a total of 19 All-MAC selections, including six first teamers.

Christian served as an assistant coach for the Golden Flashes in 2001-02 when they advanced to the Elite Eight. Prior to his time in Kent, Christian was a college basketball talent evaluator at Octagon Sports Marketing and Management.

Christian served as an assistant coach at Pittsburgh from 1996-99 under Ralph Willard. He guided the development of Vonteeego Cummings, a two-time All-Big East player who went on to play for the Philadelphia 76ers and Golden State Warriors.

Christian served as an assistant coach under former Miami (Ohio) and current Arizona State head coach Herb Sendek during the 1995-96 campaign. The RedHawks recorded a 21-8 overall record, including a 12-6 mark in conference action, and earned a berth in the NIT.

Christian worked at Western Kentucky for the 1994-95 season as the Hilltoppers went 27-4, including a 17-1 record in the Sun Belt Conference. That season, Western Kentucky recorded the fourth-most wins in program history and earned a berth in the NCAA Tournament after winning the conference tournament.

Christian's first full-time assistant coaching position came at St. Francis (Pa.). In his two seasons with the Red Flashes, Christian guided the development of two-time All-Northeast Conference performer Deon George and Jason Roberts.

A native of Bethpage, N.Y., Christian was an all-state guard at St. Dominic High School while playing under Ralph Willard. Christian was recruited by current Louisville head coach Rick Pitino to Boston University where he played two seasons before transferring to Rhode Island.

Christian played his final two campaigns under Tom Penders at the University of Rhode Island where he helped the Rams reach the Sweet Sixteen in the 1988 NCAA Tournament.

The standout guard led the Rams to victories over Missouri and Syracuse before losing a 73-72 game to Duke for the right to advance to the Elite Eight. After graduation, Christian spent one season playing professionally in Australia for the Sydney City Comets.

Christian earned his bachelor's degree in consumer affairs from the University of Rhode Island in 1988. He and his wife, Patty, have three children, MacKenzie, Zach and Jay.

THE CHRISTIAN FILE

Education: University of Rhode Island (B.S., Consumer Affairs, 1988)

Coaching Experience:

Boston College (Head coach, 2014-present)

Ohio University (Head coach, 2012-14)

Texas Christian University (Head coach, 2008-12)

Kent State University (Head coach, 2002-08)

Kent State University (Assistant coach, 2001-02)

University of Pittsburgh (Assistant coach, 1996-99)

Miami (OH) University (Assistant coach, 1995-96)

Western Kentucky University (Assistant coach, 1994-95)

St. Francis (Pa.) University (Assistant coach, 1992-94)

Western Kentucky University (Assistant coach, 1990-92)

Year	School	Record	Pct.	Postseason	Honors
2002-03	Kent State	22-9	.710	NIT First Round	MAC East Div. Champs
2003-04	Kent State	22-9	.710	NIT First Round	MAC East Div. Champs
2004-05	Kent State	20-13	.606	NIT First Round	
2005-06	Kent State	25-9	.735	NCAA First Round	MAC Coach of the Year MAC Champs*
2006-07	Kent State	21-11	.656		
2007-08	Kent State	28-7	.800	NCAA First Round	MAC Coach of the Year MAC Champs*
2008-09	TCU	14-17	.452		
2009-10	TCU	13-19	.406		
2010-11	TCU	11-22	.333		
2011-12	TCU	18-15	.545	CBI Quarterfinals	
2012-13	Ohio	24-10	.706	NIT First Round	District 14 Coach of the Year MAC Champs*
2013-14	Ohio	25-12	.676	CIT Quarterfinals	
2014-15	Boston College	13-19	.406		
2015-16	Boston College	2-0	1.000		
Totals	14th year	258-172	.600	8 appearances	
* Regular-season champion					
^ Tournament champion					



JEROME ROBINSON



FR | Guard | 6-5 | 181

Raleigh, NC | Needham Broughton

2015-16: Recorded 15 points, four rebounds, four assists and three steals vs. CCSU (11/19) ... filled the stat sheet in the season opener with 19 points, six rebounds, five assists and three steals vs. St. Francis Brooklyn (11/14).

NOTES: Named Cap-8 Conference Player of the Year as a senior after averaging 19 points and five assists ... led Needham Broughton to a 23-3 record ... ranked as the sixth-best player in North Carolina by Phenom Hoop Report ... McDonald's All-America nominee ... named the HighSchoolOT Holiday Invitational MVP after leading the Capitals to the championship ... led Broughton to a 20-7 record as a junior ... played in the North Carolina-South Carolina all-star game ... played with Garner Road Elite in the adidas Gauntlet in the summer of 2014 ... was one of three players to start all 16 games and averaged a team-high 24.7 minutes, averaging 9.6 points and a team-best 2.3 assists per game ... also served as captain of the baseball team at Broughton.

CAREER STATS



YEAR	GP-GS	MIN	FG-A	PCT	3FG-A	PCT	FTM-A	PCT	REB	PTS	A	TO	B	S
15-16	2-2	28.5	14-24	.583	2-4	.500	4-4	1.000	5.0	17.0	9	4	1	6

CAREER HIGHS



Points	19 vs. St. Francis Brooklyn (11/14/15)
Rebounds	6 vs. St. Francis Brooklyn (11/14/15)
Assists	5 vs. St. Francis Brooklyn (11/14/15)
Blocks	1 vs. St. Francis Brooklyn (11/14/15)
Steals	3 (2x) last vs. Central Connecticut (11/19/15)
Field Goals Made	7 (2x) last vs. Central Connecticut (11/19/15)
3-Pointers Made	1 (2x) last vs. Central Connecticut (11/19/15)
Free Throws Made	4 vs. St. Francis Brooklyn (11/14/15)
Free Throw Attempts	4 vs. St. Francis Brooklyn (11/14/15)
Minutes	30 vs. St. Francis Brooklyn (11/14/15)



DARRYL HICKS



SO | Guard | 6-2 | 192

Louisville, KY | Trinity

2014-15: Sat out the season to recover from another torn ACL.

2013-14: Sat out the season to recover from a torn ACL.

NOTES: Played his final two seasons at Trinity after playing a year at Shelby County and North Oldham ... one of five finalists for Kentucky's Mr. Basketball award as a senior; averaged 16.0 points and 5.3 rebounds ... led Trinity to the Seventh Region Tournament finals ... led the Shamrocks to the state title by averaging 12.1 points as a junior.

CAREER STATS



YEAR	GP-GS	MIN	FG-A	PCT	3FG-A	PCT	FTM-A	PCT	REB	PTS	A	TO	B	S
15-16	2-0	3.0	0-0	.000	0-0	.000	0-0	.000	0.5	0.0	0	2	0	0

CAREER HIGHS



Points	
Rebounds	1 vs. Central Connecticut (11/19/15)
Assists	
Blocks	
Steals	
Field Goals Made	
3-Pointers Made	
Free Throws Made	
Free Throw Attempts	
Minutes	3 (2x) last vs. Central Connecticut (11/19/15)



ELI CARTER



GR | Guard | 6-2 | 200

Paterson, NJ | Brewster Academy

2015-16: Recorded 18 points (16 in second half) and five assists vs. CCSU (11/19) ... scored a game-high 23 points to go along with seven rebounds vs. St. Francis Brooklyn (11/14).

NOTES: Transferred from Florida after playing two seasons and graduating ... has one year of eligibility remaining and is available to play immediately ... played first two seasons at Rutgers ... career 1,000-point scorer between his time at Florida and Rutgers.

AT FLORIDA: Appeared in 35 games in two seasons and made 17 starts ... only appeared in seven games in 2013-14 and received a medical redshirt to rehab a leg injury he sustained the previous season at Rutgers ... made all 17 starts as a senior and averaged 24.5 minutes ... averaged 8.8 points, 2.0 rebounds and 1.6 assists per game last year ... had three 20-point games and reached double figures 12 times.

AT RUTGERS: Appeared in 56 games and made 46 starts in his first two collegiate seasons ... led the team in scoring both seasons, averaging 13.8 as a freshman and 14.9 as a sophomore before he fractured his fibula ... led Rutgers with five 20-point games as a freshman ... was 12th in the Big East in scoring as a sophomore.

CAREER STATS



YEAR	GP-GS	MIN	FG-A	PCT	3FG-A	PCT	FTM-A	PCT	REB	PTS	A	TO	B	S
11-12	32-28	29.8	153-374	.409	55-156	.353	80-115	.696	3.1	13.8	68	88	3	42
12-13	24-18	28.8	112-292	.384	39-122	.320	95-110	.864	2.8	14.9	50	66	2	25
13-14	7-0	7.6	1-14	0.71	1-9	.111	0-2	.000	0.7	0.4	2	3	0	0
14-15	28-17	24.5	85-235	.362	43-141	.305	34-42	.810	2.0	8.8	55	44	0	24
15-16	2-2	27.5	16-35	.457	4-10	.400	5-11	.455	5.0	20.5	5	4	0	3
Car.	93-65	23.6	367-960	.382	142-438	.324	214-280	.764	2.7	12.2	180	205	5	94

CAREER HIGHS AT BC



Points	23 vs. St. Francis Brooklyn (11/14/15)
Rebounds	7 vs. St. Francis Brooklyn (11/14/15)
Assists	5 vs. Central Connecticut (11/19/15)
Blocks	
Steals.....	2 vs. Central Connecticut (11/19/15)
Field Goals Made.....	10 vs. St. Francis Brooklyn (11/14/15)
3-Pointers Made.....	2 (2x) last vs. Central Connecticut (11/19/15)
Free Throws Made	4 vs. Central Connecticut (11/19/15)
Free Throw Attempts	6 vs. Central Connecticut (11/19/15)
Minutes	28 vs. Central Connecticut (11/19/15)



IDY DIALLO



R-FR | Forward | 6-11 | 253

Los Angeles, CA | Cathedral

2014-15: Redshirted the season due to injury.

NOTES: Named to the All-California Interscholastic Federation Second Team as a senior after averaging 10.6 and 8.6 rebounds per game at Cathedral ... also averaged 2.4 blocks, 1.4 assists and 1.2 steals in 18 games as a senior ... named to the Cal-Hi Sports All-State Elite team ... led the 24-6 Phantoms to the CIFSS Open Division playoffs and was named MVP of the Camino Real League ... named Athlete of the Year at Cathedral.

CAREER STATS



YEAR	GP-GS	MIN	FG-A	PCT	3FG-A	PCT	FTM-A	PCT	REB	PTS	A	TO	B	S
15-16	2-0	10.5	2-4	.500	0-0	.000	0-2	.000	4.5	2.0	0	2	2	0

CAREER HIGHS



Points	2 (2x) last vs. Central Connecticut (11/19/15)
Rebounds	5 vs. Central Connecticut (11/19/15)
Assists	
Blocks	1 (2x) last vs. Central Connecticut (11/19/15)
Steals.....	
Field Goals Made.....	1 (2x) last vs. Central Connecticut (11/19/15)
3-Pointers Made.....	
Free Throws Made	
Free Throw Attempts	2 vs. St. Francis Brooklyn (11/14/15)
Minutes	12 vs. Central Connecticut (11/19/15)



GARLAND OWENS



JR | Forward | 6-5 | 225

Gaithersburg, MD | Magruder

2014-15: Recorded nine points and four rebounds against Wake Forest (3/7) ... had seven points and five rebounds in first start of the season at Florida State (2/18) ... scored a season-high nine points (all in first half) vs. Pittsburgh (1/6) ... scored eight points vs. Dayton (11/23) ... had seven points and four rebounds against New Mexico (11/20) ... had two points and two rebounds in the season-opener vs. UNH (11/14).

2013-14: Played in 30 games and made four starts; appeared in 16 ACC contests ... averaged 3.7 points, 1.8 rebounds and 0.4 assists per game; averaged 4.1 points, 1.7 rebounds and 0.4 assists in ACC action ... scored in double figures twice ... notched a season-high 16 points in 19 minutes off the bench against Maryland (12/12) ... was 6-for-8 from the floor and 4-for-5 from beyond the arc in that game.

NOTES: Spent a postgrad year at Massanutten Military Academy in Virginia after graduating from Magruder ... Montgomery County Sentinel Player of the Year as a senior ... earned All-Sentinel first-team and all-league first-team honors from the Washington Post ... honorable mention all-metropolitan selection by the Washington Post ... played in the 39th annual Capital Classic all-star game ... led Magruder to the 4A state title as a senior ... all-time leading rebounder for the Colonels.

CAREER STATS



YEAR	GP-GS	MIN	FG-A	PCT	3FG-A	PCT	FTM-A	PCT	REB	PTS	A	TO	B	S
13-14	30-4	15.3	42-82	.512	14-36	.389	12-23	.522	1.8	3.7	13	12	4	7
14-15	32-2	16.1	47-92	.511	3-13	.231	13-21	.619	2.0	3.4	17	25	5	6
15-16	2-2	19.0	1-4	.250	1-2	.500	0-2	.000	4.0	1.5	2	3	1	0
Car.	64-8	16.0	90-178	.506	18-51	.353	25-46	.543	1.9	3.5	32	40	10	13

CAREER HIGHS



Points	16 vs. Maryland (12/12/13)
Rebounds	5 (2x) last at Florida State (2/18/15)
Assists	2 (6x) last vs. Central Connecticut (11/19/15)
Blocks	2 (2x) last vs. Marist (12/1/14)
Steals	2 vs. UMass Lowell (12/29/14)
Field Goals Made	6 vs. Maryland (12/12/13)
3-Pointers Made	4 vs. Maryland (12/12/13)
Free Throws Made	4 vs. Dayton (11/23/14)
Free Throw Attempts	5 at Florida State (2/18/15)
Minutes	32 at Florida State (2/18/15)



ERVINS MEZNIKES



FR | Forward | 6-7 | 218

Riga, Latvia | Rigas Teikas

NOTES: Played for the Latvia U20 National Team that finished fifth at the 2015 European Championship ... averaged 8.3 points and 3.7 rebounds in 10 games, and had seven games of double figure scoring ... played for Latvia at the 2013 and 2014 U18 European Championship ... averaged 11.7 points and 5.7 rebounds in nine games in 2014 ... team placed fourth in the 2013 tournament ... also played for the U16 team in 2012, averaging 14.5 points and 4.3 rebounds.

CAREER STATS



YEAR	GP-GS	MIN	FG-A	PCT	3FG-A	PCT	FTM-A	PCT	REB	PTS	A	TO	B	S
15-16	2-0	18.5	5-9	.556	3-7	.429	0-0	.000	2.0	6.5	2	0	0	1

CAREER HIGHS



Points	7 vs. St. Francis Brooklyn (11/14/15)
Rebounds	5 vs. Central Connecticut (11/19/15)
Assists	
Blocks	1 vs. Central Connecticut (11/19/15)
Steals	
Field Goals Made	3 vs. St. Francis Brooklyn (11/14/15)
3-Pointers Made	2 vs. Central Connecticut (11/19/15)
Free Throws Made	
Free Throw Attempts	
Minutes	21 vs. St. Francis Brooklyn (11/14/15)



A.J. TURNER

FR | Forward | 6-7 | 190
Mt. Clemens, MI | New Hampton

NOTES: Ranked as the fourth-best recruit from Michigan by ESPN ... the first Rivals150 recruit that BC landed since Rakim Sanders in 2007 ... transferred to New Hampton after averaging 20 points and six assists as a junior at De La Salle in Warren, Michigan in 2012-13 ... earned first team all-state honors that year ... named All-NEPSAC as a senior after averaging 15 points, six rebounds and four assists per game at New Hampton ... served as team captain ... played with The Family AAU program ... participated in skills academies hosted by LeBron James and Kevin Durant.

CAREER STATS

YEAR	GP-GS	MIN	FG-A	PCT	3FG-A	PCT	FTM-A	PCT	REB	PTS	A	TO	B	S
15-16	2-2	21.5	5-15	.333	0-7	.000	2-2	1.000	3.5	6.0	1	0	0	1

CAREER HIGHS

Points	6 (2x) last vs. Central Connecticut (11/19/15)
Rebounds	5 vs. St. Francis Brooklyn (11/14/15)
Assists	1 vs. St. Francis Brooklyn (11/14/15)
Blocks	
Steals	1 vs. St. Francis Brooklyn (11/14/15)
Field Goals Made	3 vs. Central Connecticut (11/19/15)
3-Pointers Made	
Free Throws Made	2 vs. St. Francis Brooklyn (11/14/15)
Free Throw Attempts	2 vs. St. Francis Brooklyn (11/14/15)
Minutes	24 vs. St. Francis Brooklyn (11/14/15)



JOHNCARLOS REYES

FR | Forward/Center | 6-10 | 216
Lawrenceville, GA | Sound Doctrine Christian Academy

NOTES: Averaged 18.4 points, 8.7 rebounds and 3.8 blocks in his one season at Sound Doctrine ... averaged 20.3 points, 6.0 rebounds and 4.6 blocks in the previous year at Kingdom Christian Academy ... had a school record 124 blocks in his junior season ... recorded 13 blocks in a game as a freshman ... played for Game Elite and went 15-3 in the adidas Gauntlet this past summer.

CAREER STATS

YEAR	GP-GS	MIN	FG-A	PCT	3FG-A	PCT	FTM-A	PCT	REB	PTS	A	TO	B	S
15-16	2-0	6.0	0-3	.000	0-0	.000	0-2	.000	2.0	0.0	1	1	1	0

CAREER HIGHS

Points	
Rebounds	2 (2x) last vs. Central Connecticut (11/19/15)
Assists	1 vs. Central Connecticut (11/19/15)
Blocks	1 vs. Central Connecticut (11/19/15)
Steals	
Field Goals Made	
3-Pointers Made	
Free Throws Made	
Free Throw Attempts	2 vs. Central Connecticut (11/19/15)
Minutes	6 (2x) last vs. Central Connecticut (11/19/15)



STEVE PERPIGLIA

SR | Guard | 5-10 | 165
Broomall, PA | Malvern Prep

2014-15: Appeared in 17 games, including eight ACC contests ... averaged 0.1 points and 0.3 assists per game; averaged 0.6 assists in ACC action ... scored lone basket of the season against UMass Lowell (12/29) ... recorded a career-high two assists at Clemson (1/31) and had a steal ... also had assists in games against Wake Forest (3/7), Pittsburgh (1/6) and Duke (1/3).

2013-14: Appeared in three games, including two ACC contests ... averaged 0.7 points and 0.3 rebounds per game; averaged 0.5 rebounds in ACC games ... scored first collegiate points at Purdue (12/4).

NOTES: Earned all-league first team and all-city third team honors as a senior ... led Malvern Prep to consecutive Inter-Ac championships as a junior and senior; the Friars' first outright titles in 25 years ... was the starting point guard those two seasons; the team went a combined 52-10 ... averaged 12.5 points, 6.4 assists and 5.3 rebounds per game as a senior.

CAREER STATS

YEAR	GP-GS	MIN	FG-A	PCT	3FG-A	PCT	FTM-A	PCT	REB	PTS	A	TO	B	S
12-13	4-0	2.0	0-4	.000	0-2	.000	0-0	.000	0.3	0.0	0	2	0	0
13-14	3-0	1.3	1-2	.500	0-1	.000	0-0	.000	0.3	0.7	0	0	0	0
14-15	17-0	1.7	1-2	.500	0-1	.000	0-0	.000	0.0	0.1	5	3	0	1
15-16	2-0	3.0	0-2	.000	0-1	.000	0-0	.000	1.5	0.0	0	1	0	0
Car.	26-0	1.8	2-10	.200	0-5	.000	0-0	.000	0.2	0.2	5	6	0	2

CAREER HIGHS

Points	2 (2x) last vs. UMass Lowell (12/29/14)
Rebounds	2 vs. Central Connecticut (11/19/15)
Assists	2 at Clemson (1/31/15)
Blocks	
Steals	1 (2x) last vs. Notre Dame (2/21/15)
Field Goals Made	1 (2x) last vs. UMass Lowell (12/29/14)
3-Pointers Made	
Free Throws Made	
Free Throw Attempts	
Minutes	4 vs. Dartmouth (12/31/12)



MATT MILON

FR | Guard | 6-4 | 200
Oviedo, FL | Oviedo

2015-16: Scored 11 points vs. CCSU (11/19), going 3-for-5 from beyond the arc.

NOTES: Named Florida Class 7A Player of the year as a junior and senior ... also named first-team all-state in those seasons ... named 7A Player of the Year as senior by the Florida Association of Basketball Coaches and was a McDonald's All-American nominee ... three-time first-team all-conference selection ... ranked the 23rd-best prospect in the state of Florida by Florida Hoops ... averaged 23.0 points and 7.0 rebounds in leading Oviedo to the state championship game as a senior ... averaged more than 18 points and five rebounds as a junior, and led the team to the Florida 7A state title ... played for head coach Ed Kerschner, who was named National Coach of the Year in 2015 by the National High School Athletic Coaches Association ... also played for the AAU team Q6 All-Stars Elite.

CAREER STATS

YEAR	GP-GS	MIN	FG-A	PCT	3FG-A	PCT	FTM-A	PCT	REB	PTS	A	TO	B	S
15-16	2-0	19.0	5-7	.714	3-5	.600	0-0	.000	2.5	6.5	1	0	0	0

CAREER HIGHS

Points	11 vs. Central Connecticut (11/19/15)
Rebounds	4 vs. St. Francis Brooklyn (11/14/15)
Assists	1 vs. St. Francis Brooklyn (11/14/15)
Blocks	
Steals	
Field Goals Made	4 vs. Central Connecticut (11/19/15)
3-Pointers Made	3 vs. Central Connecticut (11/19/15)
Free Throws Made	
Free Throw Attempts	
Minutes	19 (2x) last vs. Central Connecticut (11/19/15)



DENNIS CLIFFORD

SR | Center | 7-0 | 262
Bridgewater, MA | Milton Academy

2015-16: Had nine points and nine rebounds vs. CCSU (11/19) ... grabbed a career-high 11 rebounds vs. St. Francis Brooklyn (11/14).

2014-15: Appeared in 31 games and made 28 starts; played in 17 ACC contests with 14 starts ... averaged 6.9 points, 5.5 rebounds and 0.9 assists per game ... led the team in rebounding and ranked 24th in the ACC ... scored in double figures seven times and had five or more rebounds 21 times ... scored a career-high 19 points to go along with seven rebounds and three blocks against Maine (12/11) ... also notched 19 points vs. UMass Lowell (12/29) ... went 9-for-11 from the free throw line in both of those games ... had 17 points, six rebounds and four assists against Notre Dame (2/21) ... posted 13 points and 10 rebounds against Harvard (1/14) for his first career double-double ... recorded 10 points and nine boards at Virginia Tech (3/2) ... also scored 10 points in games against NC State (2/28) and Miami (2/16).

NOTES: Played three years at Bridgewater-Raynham HS (starter in 2007-08 and 2008-09) ... transferred to Milton Academy, where he played two seasons ... earned NEPSAC All-New England Class A Player of the Year honors as a senior at Milton Academy ... twice captured All-Independent School League first-team honors ... was also a two-time Patriot Ledger All-Scholastic selection.

CAREER STATS

YEAR	GP-GS	MIN	FG-A	PCT	3FG-A	PCT	FTM-A	PCT	REB	PTS	A	TO	B	S
11-12	31-25	26.9	108-207	.522	2-10	.200	59-89	.663	4.7	8.9	35	79	29	12
12-13	30-14	14.6	31-65	.477	2-4	.500	19-34	.559	3.2	2.8	15	27	26	5
13-14	2-0	16.5	3-4	.750	0-0	.000	0-0	.000	4.5	3.0	2	2	0	0
14-15	31-28	25.3	75-151	.497	3-6	.500	62-85	.729	5.5	6.9	28	38	37	11
15-16	2-2	23.5	5-10	.500	0-0	.000	6-13	.462	10.0	8.0	4	2	1	0
Car.	96-69	22.2	224-438	.511	7-20	.350	146-221	.661	4.6	6.3	83	148	95	28

CAREER HIGHS

Points	19 (2x) last vs. UMass Lowell (12/29/14)
Rebounds	11 vs. St. Francis Brooklyn (11/14/15)
Assists	4 (2x) last vs. Notre Dame (2/21/15)
Blocks.....	3 (9x) last vs. NC State (2/28/15)
Steals.....	2 (3x) last vs. Maine (12/11/14)
Field Goals Made.....	6 (2x) last vs. FIU (11/11/12)
3-Pointers Made.....	1 (6x) last at Virginia Tech (3/2/15)
Free Throws Made	9 (2x) last vs. UMass Lowell (12/29/14)
Free Throw Attempts	11 (2x) last vs. UMass Lowell (12/29/14)
Minutes	46 vs. Rhode Island (1/2/12)



GORDON GEHAN

FR | Guard/Forward | 6-5 | 220
Dallas, TX | Episcopal School of Dallas

NOTES: Named all-state as a junior and senior ... also named to the all-conference team three times ... served as team captain as a senior, averaging 24.2 points, 9.3 rebounds and 4.5 assists ... scored a school-record 42 points in a game ... also played for Team Texas TD.

CAREER STATS

YEAR	GP-GS	MIN	FG-A	PCT	3FG-A	PCT	FTM-A	PCT	REB	PTS	A	TO	B	S
15-16	2-0	2.5	0-0	.000	0-0	.000	0-0	.000	0.0	0.0	0	0	0	0

CAREER HIGHS

Points	
Rebounds	
Assists	
Blocks.....	
Steals.....	
Field Goals Made.....	
3-Pointers Made.....	
Free Throws Made	
Free Throw Attempts	
Minutes.....	4 vs. Central Connecticut (11/19/15)



SAMMY BARNES-THOMPKINS



FR | Guard | 6-3 | 192
Phoenix, AZ | Sunnyslope

2015-16: Scored nine points off the bench vs. St. Francis Brooklyn (11/14).

NOTES: Ranked the No. 3 shooting guard in the state of Arizona by 247Sports ... was a first-team all-state and all-city selection as a junior, averaging 23.5 points while leading Sunnyslope to the state quarterfinals ... shot 51 percent from the field that season ... McDonald's All-America nominee ... a Pangos All-American Camp all-star after ranking second in the camp in scoring ... a Reebok Breakout Camp invitee ... scored 40 points in the second half of a game against Cesar Chavez ... played AAU with Arizona Magic.

CAREER STATS



YEAR	GP-GS	MIN	FG-A	PCT	3FG-A	PCT	FTM-A	PCT	REB	PTS	A	TO	B	S
15-16	2-0	13.5	5-9	.556	4-6	.667	1-2	.500	1.5	7.5	1	2	1	2

CAREER HIGHS



Points	9 vs. St. Francis Brooklyn (11/14/15)
Rebounds	2 vs. Central Connecticut (11/19/15)
Assists	1 vs. St. Francis Brooklyn (11/14/15)
Blocks	1 vs. St. Francis Brooklyn (11/14/15)
Steals	2 vs. Central Connecticut (11/19/15)
Field Goals Made	3 vs. St. Francis Brooklyn (11/14/15)
3-Pointers Made	2 (2x) last vs. Central Connecticut (11/19/15)
Free Throws Made	1 vs. St. Francis Brooklyn (11/14/15)
Free Throw Attempts	2 vs. St. Francis Brooklyn (11/14/15)
Minutes	16 vs. St. Francis Brooklyn (11/14/15)

BOSTON COLLEGE STATISTICS: PTS-REBS-ASSISTS



Opponent	Date	Score		01	02	03	04	05	10	11
				ROBINSON,J	HICKS,DARR	CARTER,ELI	DIALLO,IDY	OWENS,GARL	MEZNIEKS,E	TURNER,AJ
ST. FRANCIS BROOKLYN	11/14/15	75-49	w	19-6-5	0-0-0	23-7-0	2-4-0	0-4-0	7-2-0	6-5-1
CENTRAL CONNECTICUT	11/19/15	82-57	w	15-4-4	0-1-0	18-3-5	2-5-0	3-4-2	6-2-2	6-2-0

Opponent	Date	Score		12	15	20	22	24	25	31
				REYES,JOHN	BARROS,JOR	PERPIGLIA,	MILON,MATT	CLIFFORD,D	GEHAN,GORD	GHEBREMICH
ST. FRANCIS BROOKLYN	11/14/15	75-49	w	0-2-0	DNP	0-1-0	2-4-1	7-11-1	0-0-0	DNP
CENTRAL CONNECTICUT	11/19/15	82-57	w	0-2-1	3-1-0	0-2-0	11-1-0	9-9-3	0-0-0	3-0-0

Opponent	Date	Score		55
				BARNES-THO
ST. FRANCIS BROOKLYN	11/14/15	75-49	w	9-1-1
CENTRAL CONNECTICUT	11/19/15	82-57	w	6-2-0

BOSTON COLLEGE STATISTICS: OVERALL



RECORD:	OVERALL	HOME	AWAY	NEUTRAL
ALL GAMES	2-0	2-0	0-0	0-0
CONFERENCE	0-0	0-0	0-0	0-0
NON-CONFERENCE	2-0	2-0	0-0	0-0

#	Player	gp-gs	min	avg	Total		3-Point		F-Throw		Rebounds					pts	avg						
					fg-fga	fg%	3fg-fga	3fg%	ft-fta	ft%	off	def	tot	avg	pf			dq	a	to	blk	stl	
03	Eli Carter	2-2	55	27.5	16-35	.457	4-10	.400	5-11	.455	2	8	10	5.0	1	0	5	4	0	3	41	20.5	
01	Jerome Robinson	2-2	57	28.5	14-24	.583	2-4	.500	4-4	1.000	1	9	10	5.0	4	0	9	4	1	6	34	17.0	
24	Dennis Clifford	2-2	47	23.5	5-10	.500	0-0	.000	6-13	.462	8	12	20	10.0	3	0	4	2	1	0	16	8.0	
55	S. Barnes-Thompkins	2-0	27	13.5	5-9	.556	4-6	.667	1-2	.500	0	3	3	1.5	3	0	1	2	1	2	15	7.5	
10	Ervins Meznieks	2-0	37	18.5	5-9	.556	3-7	.429	0-0	.000	0	4	4	2.0	1	0	2	0	0	1	13	6.5	
22	Matt Milon	2-0	38	19.0	5-7	.714	3-5	.600	0-0	.000	1	4	5	2.5	1	0	1	0	0	0	13	6.5	
11	A.J. Turner	2-2	43	21.5	5-15	.333	0-7	.000	2-2	1.000	2	5	7	3.5	3	0	1	0	0	1	12	6.0	
15	Jordan Barros	1-0	4	4.0	1-1	1.000	1-1	1.000	0-0	.000	0	1	1	1.0	0	0	0	0	0	0	3	3.0	
31	Aser Ghebremichael	1-0	4	4.0	1-1	1.000	1-1	1.000	0-0	.000	0	0	0	0.0	1	0	0	0	0	0	3	3.0	
04	Idy Diallo	2-0	21	10.5	2-4	.500	0-0	.000	0-2	.000	3	6	9	4.5	5	1	0	2	2	0	4	2.0	
05	Garland Owens	2-2	38	19.0	1-4	.250	1-2	.500	0-2	.000	4	4	8	4.0	7	1	2	3	1	0	3	1.5	
20	Steve Perpiglia	2-0	6	3.0	0-2	.000	0-1	.000	0-0	.000	0	3	3	1.5	1	0	0	1	0	0	0	0.0	
02	Darryl Hicks	2-0	6	3.0	0-0	.000	0-0	.000	0-0	.000	0	1	1	0.5	1	0	0	2	0	0	0	0.0	
25	Gordon Gehan	2-0	5	2.5	0-0	.000	0-0	.000	0-0	.000	0	0	0	0.0	0	0	0	0	0	0	0	0.0	
12	Johncarlos Reyes	2-0	12	6.0	0-3	.000	0-0	.000	0-2	.000	1	3	4	2.0	1	0	1	1	1	0	0	0.0	
Team											3	2	5										
Total.....		2	400		60-124	.484	19-44	.432	18-38	.474	25	65	90	45.0	32	2	26	21	7	13	157	78.5	
Opponents.....		2	400		38-119	.319	11-43	.256	19-35	.543	23	50	73	36.5	35	-	13	26	8	9	106	53.0	

TEAM STATISTICS	BC	OPP	Date	Opponent	Score	Att.
SCORING	157	106	11/14/15	ST. FRANCIS BROOKLYN	w 75-49	3074
Points per game	78.5	53.0	11/19/15	CENTRAL CONNECTICUT	w 82-57	1853
Scoring margin	+25.5	-	* - Conference game			
FIELD GOALS-ATT	60-124	38-119				
Field goal pct	.484	.319				
3 POINT FG-ATT	19-44	11-43				
3-point FG pct	.432	.256				
3-pt FG made per game	9.5	5.5				
FREE THROWS-ATT	18-38	19-35				
Free throw pct	.474	.543				
F-Throws made per game	9.0	9.5				
REBOUNDS	90	73				
Rebounds per game	45.0	36.5				
Rebounding margin	+8.5	-				
ASSISTS	26	13				
Assists per game	13.0	6.5				
TURNOVERS	21	26				
Turnovers per game	10.5	13.0				
Turnover margin	+2.5	-				
Assist/turnover ratio	1.2	0.5				
STEALS	13	9				
Steals per game	6.5	4.5				
BLOCKS	7	8				
Blocks per game	3.5	4.0				
ATTENDANCE	4927	0				
Home games-Avg/Game	2-2464	0-0				
Neutral site-Avg/Game	-	0-0				

Score by Periods	1st	2nd	Totals
Boston College	86	71	157
Opponents	49	57	106