

# BOSTON COLLEGE



## SCHEDULE

### NOVEMBER (3-3)

Thu	3	STONEHILL&		W, 81-74
Fri	11	NICHOLLS STATE	ACCN Extra	L, 79-73
Tue	15	MD EASTERN SHORE	ACCN Extra	W, 73-57
Sun	20	STONY BROOK#	ACCN Extra	W, 82-75
Tue	22	TOWSON#	ACCN Extra	W, 80-70
Fri	25	vs. Kansas State#	ASN/NESN+	L, 72-54
Sat	26	vs. Richmond#	ASN/NESN	L, 67-54

### DECEMBER (3-3)

Sat	3	DARTMOUTH	ACCN Extra	W, 88-70
Wed	7	HARVARD	ACCN Extra	L, 74-66
Fri	9	HARTFORD	ACCN Extra	L, 65-63
Mon	12	vs. Auburn\$	FS1	W, 72-71
Sun	18	SACRED HEART	ACCN Extra	W, 82-75
Wed	21	vs. Fairfield%	CBS SN	L, 89-83
Fri	23	PROVIDENCE	ESPNU	4 p.m.

### JANUARY

Sun	1	SYRACUSE*	ESPNU	12:30 p.m.
Tue	3	at Wake Forest*	RSN/NESN	7 p.m.
Sat	7	at Duke*	RSN/NESN	2 p.m.
Wed	11	NC State*	RSN/NESN	9 p.m.
Sat	14	at Syracuse*	RSN/NESN	4 p.m.
Wed	18	VIRGINIA*	ACC Network	8 p.m.
Sat	21	NORTH CAROLINA*	ACC Network	Noon
Wed	25	at Miami*	RSN/NESN	9 p.m.
Sun	29	at Virginia Tech*	ESPNU	6:30 p.m.
Tue	31	WAKE FOREST*	ESPNU	7 p.m.

### FEBRUARY

Sat	4	LOUISVILLE*	ACC Network	3 p.m.
Wed	8	PITTSBURGH*	RSN/NESN	7 p.m.
Sat	11	at Georgia Tech*	RSN/NESN	5:30 p.m.
Tue	14	NOTRE DAME*	ESPNU	7 p.m.
Mon	20	at Florida State*	ESPNU	7 p.m.
Sat	25	VIRGINIA TECH*	RSN/NESN	4 p.m.

### MARCH

Wed	1	at Notre Dame*	ACC Network	8 p.m.
Sat	4	at Clemson*	ACCN Extra	2 p.m.
Tue	7	ACC Tournament		
Wed	8	ACC Tournament		
Thu	9	ACC Tournament		
Fri	10	ACC Tournament		
Sat	11	ACC Tournament		

\*ACC game

&Exhibition game

#Barclays Center Classic

\$Under Armour "Reunion" (Madison Square Garden)

%Birthdate of Basketball (Mohegan Sun Arena)

## BC COMMUNICATIONS

Matt Lynch

Associate Director of Communications

Office: 617-552-2193

E-mail: lynchfz@bc.edu

## BC SOCIAL



@BCMBB



BostonCollegeAthletics



@BCAthletics

## PROVIDENCE (10-2) vs. BOSTON COLLEGE (6-6)

#PCvsBC • #BCEAGLES

FRIDAY, DECEMBER 23 • 4 P.M.

CONTE FORUM (8,606) • CHESTNUT HILL, MASS.

### THE GAME

- Boston College will host Providence on Friday at 4 p.m. at Conte Forum.
- It will be the final non-conference game of the season for BC and the last game of the 2016 calendar year.
- The Eagles are coming off of an 89-83 loss to Fairfield at Mohegan Sun Arena.
- That game was part of the Birthday of Basketball doubleheader hosted by The Naismith Memorial Basketball Hall of Fame.
- Freshman **Ky Bowman** erupted for a season-high 33 points in the loss.
- Providence has won 10 of its first 12 games, including six straight.
- The Friars defeated Maine on Tuesday night, 79-59.






### THE SERIES

- Providence owns a 60-50 record in the all-time series dating back to the 1941-42 season.
- This is the 111th meeting between the two programs.
- The only team that Boston College has played more is Holy Cross - 112 times.
- The two teams have split the last 10 games and have traded wins each of the last six years.
- Providence won last year's game at the Dunkin Donuts Center, 66-51.
- The last time these two teams met in Conte Forum, the Eagles came away with a 69-60 win in **Jim Christian's** first season as head coach.

### NEED TO KNOW

- Sophomore **Jerome Robinson** was named ACC Co-Player of the Week on Monday after averaging 27.5 points, 7.0 rebounds and 4.0 steals in BC's two wins last week.
- He shared the honor with North Carolina's Justin Jackson.
- Robinson ranks second in the ACC in scoring (20.5) and steals (2.17).
- He is one of two players in the ACC to rank in the top 10 in both points and steals (NC State's Dennis Smith, Jr.).
- Freshman **Ky Bowman's** 33 points on Wednesday were the most scored by a BC freshman since Olivier Hanlan had 41 in the ACC Tournament against Georgia Tech in 2013.
- His 13 field goals were the second-most by a freshman in the nation this year and the most in the conference.

## STARTERS vs. FAIRFIELD

	PPG	RPG	APG	MPG	vs. Fairfield
 #0 Ky Bowman Fr. • Guard • 6-1 • 182 Havelock, N.C./Havelock	9.9	3.1	2.0	20.3	33 points, 8 rebounds, 5 assists Scored in double figures last 3 games
 #1 Jerome Robinson So. • Guard • 6-5 • 190 Raleigh, N.C./Needham Broughton	20.5	5.3	2.8	34.2	21 points, 5 rebounds 2nd in the ACC in scoring and steals
 #2 Connor Tava Gr. • Forward • 6-6 • 250 Macomb, Mich./Warren De La Salle	7.0	5.8	2.2	24.8	6 points, 6 rebounds Scored 1,000th career point vs. KSU
 #11 A.J. Turner So. • Forward • 6-7 • 188 Mt. Clemens, Mich./New Hampton School (NH)	9.3	4.3	3.9	30.5	5 points, 5 rebounds, 4 assists 5th in the ACC in assist/turnover ratio
 #15 Mo Jeffers Gr. • Forward • 6-9 • 240 Washington, D.C./Calvin Coolidge	5.3	6.0	0.5	21.1	5 points, 3 rebounds 6+ rebounds in eight games

## THE BROADCAST

ESPNU

Alex Faust (play-by-play)  
Malcolm Huckaby (analyst)

BC IMG Sports Network

WEEI 850 AM

Jon Meterparel (play-by-play)  
Danya Abrams (analyst)  
Kerri Shields (sideline)

WZBC 90.3 FM Newton

Casey Hague (play-by-play)  
Quinn Kelly (analyst)  
Peter Caliguri (analyst)

## AP TOP 25

Rank	Team	Record	Points
1	Villanova (56)	11-0	1,614
2	UCLA (3)	12-0	1,514
3	Kansas	10-1	1,450
4	Baylor (6)	11-0	1,439
5	Duke	10-1	1,385
6	Kentucky	10-1	1,337
7	Gonzaga	11-0	1,211
8	North Carolina	10-2	1,170
9	Creighton	11-0	1,058
10	Louisville	10-1	1,044
11	West Virginia	9-1	937
12	Virginia	9-1	886
13	Butler	10-1	821
14	Wisconsin	10-2	781
15	Purdue	9-2	754
16	Indiana	8-2	719
17	Xavier	9-2	542
18	Arizona	10-2	501
19	Saint Mary's	8-1	389
20	Oregon	10-2	299
21	Florida State	11-1	290
22	South Carolina	9-1	218
23	USC	10-0	212
24	Cincinnati	9-2	202
25	Notre Dame	9-2	188

**Others receiving votes:** Florida 48, Virginia Tech 40, Maryland 27, Seton Hall 15, Oklahoma State 8, Valparaiso 7, Minnesota 6, Miami 5, Northwestern 4, Iowa State 1, Clemson 1, Kansas State 1, Loyola (CHI) 1

## USA TODAY COACHES POLL

Rank	Team	Record	Points
1	Villanova (28)	11-0	796
2	UCLA (2)	12-0	755
3	Kansas (1)	10-1	712
4	Duke (1)	10-1	688
5	Kentucky	10-1	667
6	Baylor	11-0	658
7	Gonzaga	11-0	611
8	North Carolina	10-2	563
9	Creighton	11-0	539
10	Virginia	9-1	476
11	Louisville	10-1	469
12	West Virginia	9-1	460
13	Butler	10-1	388
14	Wisconsin	10-2	366
15	Purdue	9-2	337
16	Indiana	8-2	319
17	Xavier	9-2	295
18	Arizona	10-2	229
19	Saint Mary's	8-1	197
20	South Carolina	9-1	180
21	Oregon	10-2	145
22	Florida State	11-1	111
23	Cincinnati	9-2	108
24	Notre Dame	9-2	92
25	USC	10-0	88

**Others receiving votes:** Florida 30, Oklahoma State 21, Maryland 20, Arkansas 15, Miami 13, Virginia Tech 8, California 7, Middle Tennessee 7, Wichita St 7, Seton Hall 7, TCU 6, Texas Tech 3, Nevada 2, Colorado 2, Michigan State 1, Minnesota 1, Valparaiso 1

## BOWMAN SCORES 33 IN LOSS TO FAIRFIELD

• Freshman **Ky Bowman** erupted for season highs in points (33), rebounds (8) and assists (5) as Boston College lost to Fairfield, 89-83, Wednesday night at Mohegan Sun Arena.

• He was 13-for-21 from the field and 6-for-7 from the foul line.

• Bowman's 33 points are the fifth-most scored in the ACC this season and the second most by a freshman.

• Sophomore **Jerome Robinson** added 21 points and five rebounds while also grabbing three steals.

• With the game tied, 27-27, Fairfield went on an 18-3 run over 4:27 to build a 45-30 lead with 2:00 left in the first half. The Stags led at the break, 47-37.

• Boston College scored seven-straight points to pull within 53-47, but Fairfield quickly pushed the lead back to 10 points.

• Still down 10, the Eagles went on a 13-5 run over 4:25 to cut their deficit down to 76-74 at the 5:00 mark.

• The Stags responded with seven unanswered to push the lead back to nine, but BC had a 7-0 run of its own to make it 83-81 with 1:56 left.

• An offensive rebound and put back by Bowman cut it to 84-83, but Fairfield scored the next five points to seal the win.

## NOTING BOWMAN

• Freshman **Ky Bowman's** 33 points were the eighth-most scored by a freshman in the country this season and the second-most in the ACC.

• Georgia Tech's Josh Okogie had 38 in a game earlier this year.

• Bowman's 13 field goals were the second-most by a freshman in the nation this year and the most in the conference.

• Kentucky's Malik Monk had 18 against North Carolina.

• Bowman's 33 points were the most scored by a BC freshman since Olivier Hanlan had 41 in the ACC Tournament against Georgia Tech in 2013.

• It was also the fifth-most points scored in the ACC this season.

## ROBINSON NAMED ACC CO-PLAYER OF THE WEEK

• Sophomore **Jerome Robinson** was named the Atlantic Coast Conference Co-Player of the Week on Monday.

• Robinson shared the honor with North Carolina's Justin Jackson.

• Robinson averaged 27.5 points, 7.0 rebounds, 4.0 steals, 1.5 assists and 1.0 block in a pair of Boston College victories last week. He shot 19-for-28 (.500)

from the field in the two games. Robinson recorded his first career double-double with 23 points and a career-high 11 rebounds in a win against Auburn at Madison Square Garden last Monday. He also had three steals in that game. He was 8-for-18 from the floor and 6-for-9 from the foul line.

• The Raleigh, N.C., product then poured in a career-high 32 points and added a career-high five steals in a win against Sacred Heart on Sunday. He was 11-for-20 from the field and 9-for-11 from the charity stripe against the Pioneers.

• Robinson's 32 points are the fifth-most in a game in the ACC this season while his five steals are the second most. He ranks second in the ACC in scoring (20.5) and third in steals (2.09). His seven games with 20 or more points this year are tied for most in the league.

## FAIRFIELD BOX SCORE

### FAIRFIELD 89

NAME	FG	3FG	FT	R	TP	A	TO	MIN
Milin*	0-0	0-0	2-2	1	2	0	0	9
Sidibe*	5-6	0-0	2-4	9	12	1	1	23
Segura*	3-7	0-1	2-3	4	8	6	4	40
Nelson*	5-13	2-9	8-10	3	20	5	3	35
Cobb*	8-15	4-7	0-0	3	20	4	3	40
Johnson	6-14	5-11	0-0	2	17	1	0	31
Kasibabu	3-4	0-0	4-6	8	10	2	4	22
<b>Totals</b>	<b>30-59</b>	<b>11-28</b>	<b>18-25</b>	<b>33</b>	<b>89</b>	<b>19</b>	<b>15</b>	<b>200</b>

### BOSTON COLLEGE 83

NAME	FG	3FG	FT	R	TP	A	TO	MIN
Bowman*	13-21	1-4	6-7	8	33	5	2	39
Robinson*	9-16	2-4	1-6	5	21	1	4	35
Tava*	2-4	0-0	2-6	6	6	1	4	23
Turner*	2-8	1-1	0-0	5	5	4	0	31
Jeffers*	1-3	0-0	3-5	3	5	0	0	16
Owens	1-2	0-0	1-2	1	3	1	1	11
Reyes	0-0	0-0	0-0	1	0	0	0	1
Popovic	2-6	0-0	2-2	6	6	0	2	19
Chatman	2-4	0-2	0-0	3	4	1	3	26
<b>Totals</b>	<b>32-64</b>	<b>4-11</b>	<b>15-28</b>	<b>40</b>	<b>83</b>	<b>13</b>	<b>16</b>	<b>200</b>

## LAST TIME VS. PROVIDENCE

• Eli Carter finished with a team-high 15 points while adding five rebounds as Boston College lost at #15/18 Providence on December 9 last year, 66-51.

• **Jerome Robinson** was the other player in double figures with 10 points. He also had three assists.

• Dennis Clifford recorded nine points and eight rebounds.

• Providence started the game with a 12-2 run over the first seven minutes.

• The lead reached 17 points, 21-4, at the 10:31 point of the half.

• The Friars took a 37-23 lead into the locker room.

• Boston College scored the first six points of the second half and that turned into a 14-4 run to cut the deficit to 41-37 eight minutes in.

• That is as close as the Eagles would get as the Friars pushed the lead back to double digits with five minutes left in the game.

## PROVIDENCE BOX SCORE (12/9/15)

### BOSTON COLLEGE 51

NAME	FG	3FG	FT	R	TP	A	TO	MIN
Meznicks*	2-4	1-3	0-0	0	5	1	0	33
Turner*	1-4	0-1	0-0	1	2	1	1	24
Clifford*	4-6	0-2	1-2	8	9	1	2	32
Robinson*	4-10	0-1	2-2	4	10	3	1	36
Carter*	5-18	3-12	2-3	5	15	2	5	32
Hicks	3-6	0-2	0-0	1	6	0	1	14
Diallo	1-2	0-0	0-0	1	2	0	1	8
Owens	0-1	0-0	0-0	0	0	0	0	5
Reyes	0-0	0-0	0-0	1	0	0	0	2
Milon	0-2	0-1	2-2	1	2	1	1	12
Barnes-Thompkins	0-0	0-0	0-0	0	0	1	1	2
<b>Totals</b>	<b>20-53</b>	<b>4-22</b>	<b>7-9</b>	<b>25</b>	<b>51</b>	<b>10</b>	<b>14</b>	<b>200</b>

### PROVIDENCE 66

NAME	FG	3FG	FT	R	TP	A	TO	MIN
Bentili*	5-11	0-1	6-7	8	16	0	0	16
Bullock*	8-14	0-2	1-2	7	17	0	3	28
Dunn*	2-8	0-1	0-0	3	4	3	2	15
Lindsey*	2-7	2-6	2-2	9	8	1	3	39
Lomomba*	2-4	0-0	0-0	4	4	2	2	34
Smith	0-0	0-0	6-6	4	6	0	1	13
Cartwright	2-6	1-1	4-6	4	9	4	5	34
Edwards	0-4	0-2	2-2	3	2	0	0	19
Planek	0-1	0-0	0-0	0	0	0	0	2
<b>Totals</b>	<b>21-55</b>	<b>3-13</b>	<b>21-25</b>	<b>46</b>	<b>66</b>	<b>10</b>	<b>16</b>	<b>200</b>

## TALE OF THE TAPE

EAGLES		FRIARS
72.5	Scoring Average	71.5
72.0	Scoring Defense	58.9
+0.5	Scoring Margin	+12.6
.445	Field Goal Percentage	.454
.430	FG Percentage Defense	.403
.374	3-point Percentage	.392
.302	3-Point Percentage Defense	.282
.645	Free Throw Percentage	.711
38.6	Rebounding Average	34.4
+3.9	Rebounding Margin	-0.3
16.0	Turnover Average	12.2
-1.8	Turnover Margin	+3.2

## SITUATIONAL RECORDS

BC shoots 50 percent or better	2-2
BC shoots 40-49 percent	4-1
BC shoots 30-39 percent	0-3
BC shoots below 30 percent	0-0
Opponent shoots 50 percent or better	0-1
Opponent shoots 40-49 percent	3-4
Opponent shoots 30-39 percent	3-1
Opponent shoots below 30 percent	0-0
BC shoots better from the field	6-1
BC shoots same/worse from the field	0-5
BC leads at the half	6-1
BC is tied at the half	0-0
BC is losing at the half	0-5
BC has more rebounds	4-4
Opponent has more rebounds	2-1
Rebounds are even	0-1
BC commits fewer turnovers	2-1
BC commits more turnovers	4-5
Turnovers are even	0-0
BC shoots 70 percent or better on free throws	2-2
BC makes more free throws	3-1
BC scores less than 50 points	0-0
BC scores 50-59 points	0-2
BC scores 60-69 points	0-2
BC scores 70-79 points	2-1
BC scores 80-89 points	4-1
BC scores 90 or more points	0-0
Opponent scores less than 50 points	0-0
Opponent scores 50-59 points	1-0
Opponent scores 60-69 points	0-2
Opponent scores 70-79 points	5-3
Opponent scores 80-89 points	0-1
Opponent scores 90 or more points	0-0
BC bench outscores opponent bench	6-1
Leading with 10 minutes to play	5-0
Leading with 5 minutes to play	6-0
Leading with 1 minute to play	5-0
Losing with 10 minutes to play	1-6
Losing with 5 minutes to play	0-6
Losing with 1 minute to play	1-5
Tied with 10 minutes to play	0-0
Tied with 5 minutes to play	0-0
Tied with 1 minute to play	0-1
Games decided by 1-4 points	1-1
Games decided by 5-10 points	3-3
Games decided by 11+ points	2-2
In overtime	0-0

## ROBINSON SCORES 32 IN WIN OVER SACRED HEART

- Sophomore **Jerome Robinson** recorded career highs with 32 points and five steals as Boston College beat Sacred Heart, 82-75, on Sunday afternoon.
- He was 11-for-20 from the field and 9-for-11 from the foul line.
- His 32 points are the fifth-most scored in the ACC this season.
- Freshman **Ky Bowman** tallied 12 points, five rebounds and three assists.
- Sophomore **A.J. Turner** had 10 points, four rebounds and three assists.
- Boston College forced nine turnovers in the first seven minutes and jumped out to a 21-12 lead thanks to an 11-4 run.
- Sacred Heart scored seven unanswered points over 1:22 to pull within 29-26, but BC responded with 10-straight of its own to build the lead back to 39-26 with two minutes left in the half. Robinson had seven of the points.
- The Eagles took a 41-30 lead into the break.
- Sacred Heart started the second half with a 16-2 run over the first eight minutes to take a 46-43 lead. Those 16 points went unanswered as BC scored the half's first bucket.
- Boston College scored seven-straight points to regain a 54-48 lead with 8:27 to play.
- With BC on top, 65-59, at the 3:49 mark, sophomore **Jordan Chatman** converted consecutive 3-pointers to put the game out of reach.

## POPOVIC GETS GAME-WINNER VS. AUBURN WITH 0.2 SECONDS LEFT

- Freshman **Ky Bowman** drove the lane and missed a layup, but classmate **Nik Popovic** got the rebound and tipped it in with 0.2 left to give Boston College a 72-71 win against Auburn at Madison Square Garden.
- Sophomore **Jerome Robinson** recorded his first-career double-double with 23 points and 11 rebounds. He also had three steals.
- Bowman scored a season-high 15 points, including eight in a personal 8-0 run in the first half to put BC up, 24-14.
- Sophomore **A.J. Turner** had 13 points and four assists.

- Popovic had eight points and five rebounds off the bench, including the game-winning shot with 0.2 on the clock.
- Boston College went on a 9-2 run midway through the first half to take a 24-14 lead. Bowman scored eight-straight points with a steal and breakaway dunk, and consecutive 3-pointers.
- Auburn responded with an identical 9-2 run to make it a 26-23 lead. BC took a 43-39 lead into halftime.
- The Eagles' lead reached 50-42 before the first media timeout of the second half, but Auburn chipped away at the lead and it was 54-51 BC at the 12:40 mark.
- Auburn took its first lead of the game, 61-60, with 6:46 to go and then had a 69-65 with two minutes left.
- Bowman and Popovic hit consecutive buckets to tie it.
- Turner hit one of two free throws with 19 seconds left and then Auburn's Danjel Purifoy connected on a pair to give the Tigers a 71-70 lead, setting up Popovic's game-ending heroics.

## THE LAST LAST-SECOND WIN

- Freshman **Nik Popovic's** game-winning basket with 0.2 seconds left was the first Boston College game-winner with less than a second left since Rakim Sanders on January 31, 2009 against Virginia Tech.
- In similar fashion, Sanders also corralled an offensive rebound off of a Tyrese Rice miss.
- Sanders grabbed the offensive board in the lane and before hitting the ground, shot the ball and notched the winning bucket with 0.4 on the clock.

## GETTING TO THE LINE

- Boston College attempted 30 or more free throws in consecutive games against Stony Brook and Towson.
- It marked the first time BC has done that since January, 2013.
- The Eagles' went 23-for-36 against Stony Brook which were the most attempts in the **Jim Christian** era.
- BC then went 27-for-30 against Towson, including a perfect 20-for-20 in the second half.
- The 36 free throw attempts vs. the Seawolves were the most by an Eagle team since they had 42 on March 1, 2014 against Wake Forest.
- The Eagles went to the line a season-high 41 times against Sacred Heart last Sunday.

## ACC STANDINGS (12/22)

Team	---ACC---					---Overall---						
	W	L	Pct.	Hm	Rd	W	L	Pct.	Hm	Rd	Nu	Streak
Florida State	0	0	.000	0-0	0-0	12	1	.923	9-0	1-0	2-1	W8
Duke	0	0	.000	0-0	0-0	12	1	.923	7-0	0-0	5-1	W10
Louisville	0	0	.000	0-0	0-0	11	1	.917	8-0	1-0	2-1	W6
Virginia	0	0	.000	0-0	0-0	10	1	.909	6-1	2-0	2-0	W3
Virginia Tech	0	0	.000	0-0	0-0	10	1	.909	7-0	1-0	2-1	W4
North Carolina	0	0	.000	0-0	0-0	11	2	.846	6-0	2-1	3-1	W1
Notre Dame	0	0	.000	0-0	0-0	10	2	.833	8-0	0-0	2-2	W1
Pittsburgh	0	0	.000	0-0	0-0	10	2	.833	7-0	1-0	2-2	W4
Clemson	0	0	.000	0-0	0-0	9	2	.818	6-0	2-0	1-2	W7
NC State	0	0	.000	0-0	0-0	9	2	.818	7-0	0-1	2-1	W4
Miami	0	0	.000	0-0	0-0	8	2	.800	5-0	1-0	2-2	W4
Wake Forest	0	0	.000	0-0	0-0	8	3	.727	4-0	3-2	1-1	L1
Georgia Tech	0	0	.000	0-0	0-0	6	4	.600	5-2	1-2	0-0	L1
Syracuse	0	0	.000	0-0	0-0	7	5	.583	7-2	0-1	0-2	L1
Boston College	0	0	.000	0-0	0-0	6	6	.500	5-3	0-0	1-3	L1

## ROBINSON ALL OVER THE FLOOR

- Sophomore **Jerome Robinson** has posted numbers all along the stat sheet.
- In the first 12 games, he has averaged 20.5 points, 5.3 rebounds, 2.8 assists and 2.2 steals.
- He currently ranks second in the ACC in scoring and steals.
- The Raleigh, N.C., product has set a new career high for scoring four different times this season.
- His new career best is 32 points that he scored against Sacred Heart on Sunday.
- Those 32 points are the sixth-most in a game in the ACC this season.
- Robinson has scored 20 or more points in eight of the last 10 games.
- His eight games with 20 or more points this year are tied for most in the league with Pitt's Michael Young.
- He recorded his first career double-double against Auburn with 23 points and 11 rebounds.
- He was the first BC guard to record a double-double in points and rebounds since Olivier Hanlan had 17 and 12 vs. Providence on December 22, 2012.

## TURNER STARTS STRONG

- Sophomore **A.J. Turner** has put up some solid numbers in the first 12 games this season.
- He is third on the team in scoring (9.3), fourth in rebounding (4.3) and leads BC in assists (47).
- Those assists come with just 17 turnovers and his 2.76 assist/turnover ratio ranks fifth in the ACC.
- The Mt. Clemens, Mich., product has scored in double figures in four of the last five games - averaging 10.8 points in those contests.

## POP BREAKS OUT

- Freshman **Nik Popovic** played 13 minutes against Stony Brook and made them all count.
- He was 6-for-7 from the field for 13 points and recorded five rebounds. Each of those numbers are season highs.
- He also contributed on the defensive end with his first two blocks of the season.
- Popovic missed three games after taking a hard elbow to the head against Kansas State. He played eight minutes vs. Hartford in his return.
- He made a huge impact in his second game back vs. Auburn with eight points and five rebounds. He also notched the game-winning basket with 0.2 seconds on the clock.

## BOWMAN SHINES VS. AUBURN

- Freshman **Ky Bowman** recorded 15 points, two rebounds, two assists and two steals in the 72-71 win against Auburn at Madison Square Garden.
- He was 5-for-10 from the field and 3-for-5 from beyond the arc.
- Bowman went on an 8-0 personal run with a steal and breakaway dunk, and consecutive 3-pointers to give Boston College a 24-14 lead.
- He was also the catalyst for **Nik Popovic's** game-winner, as he drove to the bucket in the final moments. His missed layup bounced to Popovic for the tip-in.

## LAST THREE GAMES FOR BOWMAN

- Freshman **Ky Bowman** ranks second on the team in scoring (20.0), second in assists (10), second in steals (6) and third in rebounding (5.0) over the last three games.
- He is also leading the team with a .541 (20-for-37) shooting percentage.
- The Havelock, N.C., product has scored in double figures in three-straight games, the first time he has done that this season.

## ROBINSON NETS 27 AGAIN IN WIN OVER DARTMOUTH

- Sophomore **Jerome Robinson** scored a game-high 27 points in the second game in a row to lead Boston College to an 88-70 victory over Dartmouth.
- He was 10-for-16 from the field and 4-for-7 from long range.
- Robinson also had four assists and three steals.
- Freshman **Ty Graves** scored 13 points off the bench, going 5-for-7 from the floor and connecting on all three 3-point attempts. He also had four assists.
- Sophomore **Jordan Chatman** chipped in with 12 points. Ten of his points came in the second half.
- Boston College started the game with an 11-4 run, but Dartmouth closed the gap by scoring six-straight a little later to make it 17-16 at the 12:01 mark.
- From there, the Eagles went on a 15-3 run over the next 6:19 to build a 32-19 lead with 5:42 left in the half.
- BC took a 41-33 lead into the locker room.
- The Eagles led, 65-56, with 11:44 left in the game and then scored 13 unanswered points over the next four minutes to extend the lead to 22 points.

## NOTING THE DARTMOUTH WIN

- Boston College recorded 23 assists on 34 baskets against the Big Green.
- It was the most assists by a BC team since it had 23 against Wake Forest back on March 6, 2011.
- The Eagles shot .557 from the field including a .600 clip (18-for-30) in the second half.
- It was the best performance shooting since the Eagles shot .568 from the floor against NC State on February 28, 2015.
- BC's 88 points were the second most under head coach **Jim Christian**. It scored 91 against Maine last season.

## ROBINSON NETS 24 IN WIN OVER TOWSON

- Sophomore **Jerome Robinson** led all scorers with a new career high of 24 points as Boston College beat Towson, 80-70, at Conte Forum on November 22.
- Graduate student **Connor Tava** recorded 13 points and eight rebounds.
- Freshman **Ky Bowman** scored a season-high 14 points and was 9-for-11 from the foul line.
- Sophomore **Jordan Chatman** added 10 points.
- Boston College shot 90 percent (27-for-30) from the foul line and was a perfect 20-for-20 in the second half.
- Boston College started the game with a 10-2 run in the first 4:23.
- Robinson hit a 3-pointer to increase the Eagles' lead to 33-20 with 7:33 left in the half.
- Towson cut it to four points late in the half, but BC scored the final four points to take a 45-37 lead into the break.
- Towson started the second half with a 16-5 run to take a 53-50 lead with 13:24 on the clock. It was the Tigers first lead of the game.

- BC responded by scoring the next six points to regain a 56-53 advantage. Robinson had all six points and took a charge on the defensive end.
- The Eagles were ahead, 66-65, and then scored eight unanswered points over the next 2:17 to build a 74-65 lead with 59 seconds left.
- BC converted on all of its foul shots down the stretch to seal the win.

## EAGLES GET SECOND-STRAIGHT WIN WITH VICTORY OVER STONY BROOK

- Sophomore **Jerome Robinson** recorded career highs with 22 points and eight rebounds while adding five assists as Boston College beat Stony Brook, 82-75.
- Freshman **Nik Popovic** scored 13 points off the bench and grabbed five boards in 13 minutes. He was 6-for-7 from the field.
- Sophomore **A.J. Turner** (12) and graduate student **Mo Jeffers** (10) also scored in double figures. Jeffers added eight rebounds.
- BC shot 65.4 percent (17-26) from the field in the first half and 54 percent (27-50) for the game.
- Boston College scored eight unanswered points over a 1:57 span to build an 18-9 lead midway through the first half. Popovic had six of those eight points.
- That sparked a longer 34-12 run that gave the Eagles a 44-21 lead with 2:21 left in the half. Robinson scored seven-straight BC points during that span.
- BC took a 46-30 lead into halftime.
- Stony Brook started the second half with an 18-9 run to cut the BC lead down to 55-48 with 12:49 remaining, but BC scored eight of the next 10 to push it back to 63-50.
- The Eagles led by as many as 18 points with 7:26 left, but Stony Brook made it a 74-70 game with 54 seconds to go.
- BC connected on all eight of its foul shots down the stretch to seal the win.

## EAGLES REBOUND WITH WIN AGAINST MARYLAND EASTERN SHORE

- Sophomore **Jerome Robinson** led all scorers with 16 points while adding seven rebounds, four assists and three steals as Boston College beat Maryland Eastern Shore, 73-57.
- Graduate student **Mo Jeffers** grabbed a career-high 13 rebounds, including four on the offensive glass. Classmate **Connor Tava** had 10 rebounds and half of those were on the offensive end.
- Sophomore **A.J. Turner** scored 13 points while freshman **Ky Bowman** chipped in with 11 off the bench.
- Boston College outrebounded the Hawks, 49-33, in the game.
- The Eagles had 22 assists on 30 baskets and all 11 players that saw the floor had a field goal.
- Boston College led in the early going, 15-9, and then scored seven unanswered points in a minute to take a 22-9 lead 7:15 into the game.
- Maryland Eastern Shore scored the next six points to cut it to a seven-point lead.
- The Hawks cut the lead to five with 3:50 left in the half, but BC pushed the lead to 41-31 at the break.
- MDES cut the BC lead down to 49-42, but the Eagles rattled off nine unanswered points to build it back up to 58-42 with 8:08 remaining.
- Boston College led by double digits the rest of the way.

## BC GUARDS CAN SCORE

- Boston College is the only team in the ACC to have a guard rank in the top 10 in scoring in each of the last four seasons. Olivier Hanlan finished in the top five in each of his three seasons at The Heights.
- Hanlan finished fifth in scoring as a freshman in 2012-13 (15.4), third in 2013-14 (18.5) and then led the ACC in 2014-15 (19.5) as a junior.
- That trend continued last year as graduate student Eli Carter finished 10th in the league in scoring at 16.0.
- Right now, sophomore **Jerome Robinson** ranks second in the ACC in scoring (20.5).

## A HISTORY OF GREAT GUARDS

- Boston College has become a place where guards flourish.
- Since 1980, BC has had eight point guards drafted into the NBA which ranks fifth in the country, tied with Kansas and Kentucky.
- The chart on the side shows you how Boston College stacks up nationally in that category.
- Four of those eight drafted from BC have been first-rounders which ranks eighth nationally.
- The eight Eagles drafted include: John Bagley (12th overall, 1982), Michael Adams (third round, 1985), Dominic Pressley (fifth round, 1986), Dana Barros (16th overall, 1989), Howard Easley (second round, 1994), Troy Bell (16th overall, 2003), Reggie Jackson (24th overall, 2011) and Olivier Hanlan (second round, 2015).

### POINT GUARDS DRAFTED SINCE 1980

Team	PGs Drafted
UCLA	13
Texas	10
Arizona	9
Duke	9
Kentucky	9
<b>Boston College</b>	<b>8</b>
Kansas	8

## EAGLES IN THE NBA

- There are currently two former Eagles playing professionally in the NBA.
- Jared Dudley was the 22nd overall pick of the 2007 draft, taken by the Charlotte Bobcats. He played for the Phoenix Suns from 2008-13 before he was traded to the LA Clippers for the 2013-14 season. He played for Milwaukee and Washington before returning to Phoenix this season.
- Reggie Jackson was drafted 24th overall by the Oklahoma City Thunder in 2011 and was traded to the Detroit Pistons on February 19, 2015.
- He led the Pistons to the NBA playoffs last season, averaging 18.8 points and 6.2 assists.
- Other former Eagles playing professionally around the world include Troy Bell (Argentina), Eli Carter (Greece), Dennis Clifford (D-League), Olivier Hanlan (France), Patrick Heckmann (Germany), Sean Marshall (Turkey), Tyrese Rice (Spain), Danny Rubin (Israel) and Joe Trapani (Spain).

## EAGLES ON THE SIDELINES

- There are also nine former Eagles now on the sidelines serving on coaching staffs.
- Tim O'Shea is the head coach of Bryant, while Bill Curley is the head coach at nearby Emerson College.
- Biko Paris and Louis Hinnant are both assistant coaches at UMass Lowell under head coach Pat Duquette, who was an assistant coach for the Eagles.
- Dwayne Pina is an assistant coach at Brown while Mike Cotton is the associate head coach at Kennesaw State under former BC head coach Al Skinner.
- Duane Woodward serves as an assistant coach at Monmouth while Howard Easley is an assistant coach for the New York Knicks
- Eagle great Dana Barros was hired as the head coach at nearby Newbury College on April 18, 2016.

# GAME RECAPS

GAME 1	SCORING		1st	2nd	-	Final
	Nicholls State	42	37	-	79	
	Boston College	33	40	-	73	

November 11, 2016 | Conte Forum | Chestnut Hill, MA

## GAME SUMMARY

BC HIGHLIGHTS	NICHOLLS STATE 79	BOX SCORE																																																																																																			
<ul style="list-style-type: none"> <li>Freshman <b>Ty Graves</b> led Boston College with 15 points, going 5-for-8 from the field and 4-for-7 from beyond the arc.</li> <li>Sophomore <b>Jerome Robinson</b> had 14 points, six rebounds and four assists. Ten of his points came in the second half.</li> <li>Sophomore <b>A.J. Turner</b> added 12 points, five rebounds and four assists.</li> </ul>	<table border="1"> <thead> <tr> <th>NAME</th> <th>FG</th> <th>3FG</th> <th>FT</th> <th>R</th> <th>TP</th> <th>A</th> <th>TO</th> <th>MIN</th> </tr> </thead> <tbody> <tr><td>Frye*</td><td>4-11</td><td>0-2</td><td>3-4</td><td>8</td><td>11</td><td>0</td><td>1</td><td>34</td></tr> <tr><td>Thomas*</td><td>6-7</td><td>0-0</td><td>2-3</td><td>4</td><td>14</td><td>2</td><td>1</td><td>31</td></tr> <tr><td>Powell*</td><td>2-2</td><td>2-2</td><td>0-3</td><td>0</td><td>6</td><td>3</td><td>1</td><td>19</td></tr> <tr><td>O'Neal*</td><td>2-7</td><td>0-2</td><td>0-0</td><td>1</td><td>4</td><td>2</td><td>1</td><td>25</td></tr> <tr><td>Bell*</td><td>4-9</td><td>0-2</td><td>0-3</td><td>6</td><td>8</td><td>4</td><td>1</td><td>37</td></tr> <tr><td>Rutledge</td><td>1-2</td><td>1-2</td><td>2-3</td><td>2</td><td>5</td><td>0</td><td>1</td><td>8</td></tr> <tr><td>Ward</td><td>0-0</td><td>0-0</td><td>0-0</td><td>1</td><td>0</td><td>1</td><td>0</td><td>9</td></tr> <tr><td>Harris</td><td>10-20</td><td>1-6</td><td>7-9</td><td>7</td><td>28</td><td>4</td><td>3</td><td>29</td></tr> <tr><td>Repichowski</td><td>1-3</td><td>1-2</td><td>0-0</td><td>1</td><td>3</td><td>0</td><td>0</td><td>8</td></tr> <tr><td><b>Totals</b></td><td><b>30-61</b></td><td><b>5-18</b></td><td><b>14-25</b></td><td><b>35</b></td><td><b>79</b></td><td><b>16</b></td><td><b>10</b></td><td><b>200</b></td></tr> </tbody> </table>	NAME	FG	3FG	FT	R	TP	A	TO	MIN	Frye*	4-11	0-2	3-4	8	11	0	1	34	Thomas*	6-7	0-0	2-3	4	14	2	1	31	Powell*	2-2	2-2	0-3	0	6	3	1	19	O'Neal*	2-7	0-2	0-0	1	4	2	1	25	Bell*	4-9	0-2	0-3	6	8	4	1	37	Rutledge	1-2	1-2	2-3	2	5	0	1	8	Ward	0-0	0-0	0-0	1	0	1	0	9	Harris	10-20	1-6	7-9	7	28	4	3	29	Repichowski	1-3	1-2	0-0	1	3	0	0	8	<b>Totals</b>	<b>30-61</b>	<b>5-18</b>	<b>14-25</b>	<b>35</b>	<b>79</b>	<b>16</b>	<b>10</b>	<b>200</b>	
NAME	FG	3FG	FT	R	TP	A	TO	MIN																																																																																													
Frye*	4-11	0-2	3-4	8	11	0	1	34																																																																																													
Thomas*	6-7	0-0	2-3	4	14	2	1	31																																																																																													
Powell*	2-2	2-2	0-3	0	6	3	1	19																																																																																													
O'Neal*	2-7	0-2	0-0	1	4	2	1	25																																																																																													
Bell*	4-9	0-2	0-3	6	8	4	1	37																																																																																													
Rutledge	1-2	1-2	2-3	2	5	0	1	8																																																																																													
Ward	0-0	0-0	0-0	1	0	1	0	9																																																																																													
Harris	10-20	1-6	7-9	7	28	4	3	29																																																																																													
Repichowski	1-3	1-2	0-0	1	3	0	0	8																																																																																													
<b>Totals</b>	<b>30-61</b>	<b>5-18</b>	<b>14-25</b>	<b>35</b>	<b>79</b>	<b>16</b>	<b>10</b>	<b>200</b>																																																																																													

**TURNING POINT**  
Nicholls State opened the game with a 16-1 run in the first 6:42 and led nearly the entire way.

**HOW IT HAPPENED**  

- Nicholls State opened things up by scoring 16 of the game's first 17 points.
- The Colonels got the lead up to 37-20 with 5:24 left in the half.
- Boston College closed out the first half with a 13-5 run to cut the deficit to 42-33.
- BC cut the lead down to 45-39 three minutes into the second half after a Graves 3-pointer, but Nicholls State scored the next four to push the lead back to double digits.
- The Colonels opened up a 64-50 lead, but the Eagles went on a 15-2 run over the next five minutes to make it a 66-65 deficit with 4:01 remaining.
- Robinson pulled up for a jumper to tie it for the first time, 69-69, with 2:28 left but Nicholls State scored the next six points to seal the win.

GAME 2	SCORING		1st	2nd	-	Final
	Maryland Eastern Shore	31	26	-	57	
	Boston College	41	32	-	73	

November 15, 2016 | Conte Forum | Chestnut Hill, MA

## GAME SUMMARY

BC HIGHLIGHTS	MARYLAND EASTERN SHORE 57	BOX SCORE																																																																																																																					
<ul style="list-style-type: none"> <li>Sophomore <b>Jerome Robinson</b> led all scorers with 16 points while adding seven rebounds, four assists and three steals.</li> <li>Graduate student <b>Mo Jeffers</b> grabbed a career-high 13 rebounds, including four on the offensive glass. Classmate <b>Connor Tava</b> had 10 rebounds.</li> <li>Sophomore <b>A.J. Turner</b> scored 13 points while freshman <b>Ky Bowman</b> chipped in with 11 off the bench.</li> <li>Boston College outrebounded the Hawks, 49-33, in the game.</li> <li>The Eagles had 22 assists on 30 baskets and all 11 players that saw the floor had a field goal.</li> </ul>	<table border="1"> <thead> <tr> <th>NAME</th> <th>FG</th> <th>3FG</th> <th>FT</th> <th>R</th> <th>TP</th> <th>A</th> <th>TO</th> <th>MIN</th> </tr> </thead> <tbody> <tr><td>Andino*</td><td>3-11</td><td>2-9</td><td>0-0</td><td>0</td><td>8</td><td>1</td><td>1</td><td>34</td></tr> <tr><td>Rivera*</td><td>3-9</td><td>2-4</td><td>0-0</td><td>3</td><td>8</td><td>3</td><td>0</td><td>21</td></tr> <tr><td>Copeland*</td><td>6-13</td><td>0-1</td><td>2-4</td><td>5</td><td>14</td><td>0</td><td>5</td><td>24</td></tr> <tr><td>Peck*</td><td>2-4</td><td>0-0</td><td>1-2</td><td>8</td><td>5</td><td>1</td><td>1</td><td>29</td></tr> <tr><td>Taylor*</td><td>2-4</td><td>0-0</td><td>0-0</td><td>2</td><td>4</td><td>0</td><td>1</td><td>11</td></tr> <tr><td>Seylan</td><td>0-0</td><td>0-0</td><td>0-0</td><td>0</td><td>0</td><td>0</td><td>0</td><td>1</td></tr> <tr><td>McIntosh</td><td>3-6</td><td>1-1</td><td>4-6</td><td>1</td><td>11</td><td>5</td><td>0</td><td>25</td></tr> <tr><td>Dorsett</td><td>1-3</td><td>0-1</td><td>0-0</td><td>1</td><td>2</td><td>0</td><td>1</td><td>6</td></tr> <tr><td>Jones</td><td>1-5</td><td>0-3</td><td>0-0</td><td>1</td><td>2</td><td>0</td><td>1</td><td>17</td></tr> <tr><td>Caldwell</td><td>1-6</td><td>0-3</td><td>1-2</td><td>10</td><td>3</td><td>0</td><td>2</td><td>23</td></tr> <tr><td>Chambers</td><td>0-0</td><td>0-0</td><td>0-0</td><td>0</td><td>0</td><td>1</td><td>2</td><td>10</td></tr> <tr><td><b>Totals</b></td><td><b>22-61</b></td><td><b>5-22</b></td><td><b>8-14</b></td><td><b>33</b></td><td><b>57</b></td><td><b>11</b></td><td><b>14</b></td><td><b>200</b></td></tr> </tbody> </table>	NAME	FG	3FG	FT	R	TP	A	TO	MIN	Andino*	3-11	2-9	0-0	0	8	1	1	34	Rivera*	3-9	2-4	0-0	3	8	3	0	21	Copeland*	6-13	0-1	2-4	5	14	0	5	24	Peck*	2-4	0-0	1-2	8	5	1	1	29	Taylor*	2-4	0-0	0-0	2	4	0	1	11	Seylan	0-0	0-0	0-0	0	0	0	0	1	McIntosh	3-6	1-1	4-6	1	11	5	0	25	Dorsett	1-3	0-1	0-0	1	2	0	1	6	Jones	1-5	0-3	0-0	1	2	0	1	17	Caldwell	1-6	0-3	1-2	10	3	0	2	23	Chambers	0-0	0-0	0-0	0	0	1	2	10	<b>Totals</b>	<b>22-61</b>	<b>5-22</b>	<b>8-14</b>	<b>33</b>	<b>57</b>	<b>11</b>	<b>14</b>	<b>200</b>	
NAME	FG	3FG	FT	R	TP	A	TO	MIN																																																																																																															
Andino*	3-11	2-9	0-0	0	8	1	1	34																																																																																																															
Rivera*	3-9	2-4	0-0	3	8	3	0	21																																																																																																															
Copeland*	6-13	0-1	2-4	5	14	0	5	24																																																																																																															
Peck*	2-4	0-0	1-2	8	5	1	1	29																																																																																																															
Taylor*	2-4	0-0	0-0	2	4	0	1	11																																																																																																															
Seylan	0-0	0-0	0-0	0	0	0	0	1																																																																																																															
McIntosh	3-6	1-1	4-6	1	11	5	0	25																																																																																																															
Dorsett	1-3	0-1	0-0	1	2	0	1	6																																																																																																															
Jones	1-5	0-3	0-0	1	2	0	1	17																																																																																																															
Caldwell	1-6	0-3	1-2	10	3	0	2	23																																																																																																															
Chambers	0-0	0-0	0-0	0	0	1	2	10																																																																																																															
<b>Totals</b>	<b>22-61</b>	<b>5-22</b>	<b>8-14</b>	<b>33</b>	<b>57</b>	<b>11</b>	<b>14</b>	<b>200</b>																																																																																																															

**TURNING POINT**  
Boston College rattled off seven-straight points to build a 22-9 lead at the 12:45 mark of the first half.

**HOW IT HAPPENED**  

- Boston College led in the early going, 15-9, and then scored seven unanswered points in a minute to take a 22-9 lead 7:15 into the game.
- Maryland Eastern Shore scored the next six points to cut it to a seven-point lead.
- The Hawks cut the lead to five with 3:50 left in the half, but BC pushed the lead to 41-31 at the break.
- MDES cut the BC lead down to 49-42, but the Eagles rattled off nine unanswered points to build it back up to 58-42 with 8:08 remaining.
- Boston College led by double digits the rest of the way.

GAME 3	SCORING		1st	2nd	-	Final
	Stony Brook	30	45	-	75	
	Boston College	46	36	-	82	

November 20, 2016 | Conte Forum | Chestnut Hill, MA

## GAME SUMMARY

BC HIGHLIGHTS	STONY BROOK 75	BOX SCORE																																																																																																												
<ul style="list-style-type: none"> <li>Boston College shot 65.4 percent (17-26) from the field in the first half.</li> <li>Sophomore <b>Jerome Robinson</b> recorded career highs with 22 points and eight rebounds while adding five assists.</li> <li>Freshman <b>Nik Popovic</b> scored 13 points off the bench and grabbed five boards in 13 minutes. He was 6-for-7 from the field.</li> <li>Sophomore <b>A.J. Turner</b> (12) and graduate student <b>Mo Jeffers</b> (10) also scored in double figures.</li> </ul>	<table border="1"> <thead> <tr> <th>NAME</th> <th>FG</th> <th>3FG</th> <th>FT</th> <th>R</th> <th>TP</th> <th>A</th> <th>TO</th> <th>MIN</th> </tr> </thead> <tbody> <tr><td>Iroegbu*</td><td>2-4</td><td>2-4</td><td>0-0</td><td>0</td><td>6</td><td>2</td><td>0</td><td>17</td></tr> <tr><td>Saintel*</td><td>1-7</td><td>0-1</td><td>0-0</td><td>7</td><td>2</td><td>1</td><td>2</td><td>20</td></tr> <tr><td>Sturdivant*</td><td>9-15</td><td>0-0</td><td>8-11</td><td>7</td><td>26</td><td>0</td><td>0</td><td>27</td></tr> <tr><td>Yeboah*</td><td>3-12</td><td>3-7</td><td>1-4</td><td>5</td><td>10</td><td>0</td><td>0</td><td>25</td></tr> <tr><td>Woodhouse*</td><td>4-8</td><td>0-1</td><td>1-1</td><td>3</td><td>9</td><td>7</td><td>3</td><td>30</td></tr> <tr><td>Almonacy</td><td>2-4</td><td>0-2</td><td>0-1</td><td>0</td><td>4</td><td>2</td><td>0</td><td>15</td></tr> <tr><td>Mitchell</td><td>0-2</td><td>0-2</td><td>2-2</td><td>2</td><td>2</td><td>1</td><td>0</td><td>16</td></tr> <tr><td>Sekunda</td><td>1-6</td><td>1-5</td><td>0-0</td><td>5</td><td>3</td><td>2</td><td>0</td><td>16</td></tr> <tr><td>Nyama</td><td>3-10</td><td>0-4</td><td>1-1</td><td>2</td><td>7</td><td>2</td><td>1</td><td>21</td></tr> <tr><td>Pelras</td><td>2-4</td><td>0-0</td><td>2-3</td><td>2</td><td>6</td><td>1</td><td>0</td><td>13</td></tr> <tr><td><b>Totals</b></td><td><b>27-73</b></td><td><b>6-26</b></td><td><b>15-23</b></td><td><b>37</b></td><td><b>75</b></td><td><b>18</b></td><td><b>7</b></td><td><b>200</b></td></tr> </tbody> </table>	NAME	FG	3FG	FT	R	TP	A	TO	MIN	Iroegbu*	2-4	2-4	0-0	0	6	2	0	17	Saintel*	1-7	0-1	0-0	7	2	1	2	20	Sturdivant*	9-15	0-0	8-11	7	26	0	0	27	Yeboah*	3-12	3-7	1-4	5	10	0	0	25	Woodhouse*	4-8	0-1	1-1	3	9	7	3	30	Almonacy	2-4	0-2	0-1	0	4	2	0	15	Mitchell	0-2	0-2	2-2	2	2	1	0	16	Sekunda	1-6	1-5	0-0	5	3	2	0	16	Nyama	3-10	0-4	1-1	2	7	2	1	21	Pelras	2-4	0-0	2-3	2	6	1	0	13	<b>Totals</b>	<b>27-73</b>	<b>6-26</b>	<b>15-23</b>	<b>37</b>	<b>75</b>	<b>18</b>	<b>7</b>	<b>200</b>	
NAME	FG	3FG	FT	R	TP	A	TO	MIN																																																																																																						
Iroegbu*	2-4	2-4	0-0	0	6	2	0	17																																																																																																						
Saintel*	1-7	0-1	0-0	7	2	1	2	20																																																																																																						
Sturdivant*	9-15	0-0	8-11	7	26	0	0	27																																																																																																						
Yeboah*	3-12	3-7	1-4	5	10	0	0	25																																																																																																						
Woodhouse*	4-8	0-1	1-1	3	9	7	3	30																																																																																																						
Almonacy	2-4	0-2	0-1	0	4	2	0	15																																																																																																						
Mitchell	0-2	0-2	2-2	2	2	1	0	16																																																																																																						
Sekunda	1-6	1-5	0-0	5	3	2	0	16																																																																																																						
Nyama	3-10	0-4	1-1	2	7	2	1	21																																																																																																						
Pelras	2-4	0-0	2-3	2	6	1	0	13																																																																																																						
<b>Totals</b>	<b>27-73</b>	<b>6-26</b>	<b>15-23</b>	<b>37</b>	<b>75</b>	<b>18</b>	<b>7</b>	<b>200</b>																																																																																																						

**TURNING POINT**  
Leading by one early in the first half, Boston College outscored Stony Brook, 34-12, over the next 12 minutes to build a 44-21 lead.

**HOW IT HAPPENED**  

- Boston College scored eight unanswered points over a 1:57 span to build an 18-9 lead midway through the first half. Popovic had six in the run.
- That sparked a longer 34-12 run that gave the Eagles a 44-21 lead with 2:21 left in the half.
- BC took a 46-30 lead into halftime.
- Stony Brook started the second half with an 18-9 run to cut the BC lead down to 55-48 with 12:49 remaining, but BC scored eight of the next 10 to push it back to 63-50.
- The Eagles led by as many as 18 points with 7:26 left, but Stony Brook made it a 74-70 game with 54 seconds to go.
- BC connected on all eight of its foul shots down the stretch to seal the win.

GAME 4	SCORING		1st	2nd	-	Final
	Towson	37	33	-	70	
	Boston College	45	35	-	80	

November 22, 2016 | Conte Forum | Chestnut Hill, MA

## GAME SUMMARY

BC HIGHLIGHTS	TOWSON 70	BOX SCORE																																																																																																																					
<ul style="list-style-type: none"> <li>Boston College shot 90 percent (27-for-30) from the foul line and was a perfect 20-for-20 in the second half.</li> <li>Sophomore <b>Jerome Robinson</b> led all scorers with a new career high of 24 points.</li> <li>Graduate student <b>Connor Tava</b> recorded 13 points and eight rebounds.</li> <li>Freshman <b>Ky Bowman</b> scored a season-high 14 points and was 9-for-11 from the foul line.</li> <li>Sophomore <b>Jordan Chatman</b> added 10 points.</li> </ul>	<table border="1"> <thead> <tr> <th>NAME</th> <th>FG</th> <th>3FG</th> <th>FT</th> <th>R</th> <th>TP</th> <th>A</th> <th>TO</th> <th>MIN</th> </tr> </thead> <tbody> <tr><td>Morman*</td><td>1-5</td><td>0-1</td><td>1-2</td><td>3</td><td>3</td><td>2</td><td>2</td><td>24</td></tr> <tr><td>Morsell*</td><td>7-15</td><td>3-7</td><td>5-6</td><td>1</td><td>22</td><td>2</td><td>4</td><td>35</td></tr> <tr><td>Adala Moto*</td><td>1-13</td><td>1-3</td><td>5-8</td><td>5</td><td>20</td><td>2</td><td>1</td><td>32</td></tr> <tr><td>Keith II*</td><td>1-3</td><td>1-3</td><td>0-0</td><td>3</td><td>3</td><td>5</td><td>0</td><td>31</td></tr> <tr><td>Thomas*</td><td>1-1</td><td>0-0</td><td>2-3</td><td>4</td><td>4</td><td>1</td><td>0</td><td>23</td></tr> <tr><td>Martin</td><td>0-0</td><td>0-0</td><td>2-2</td><td>0</td><td>2</td><td>1</td><td>0</td><td>6</td></tr> <tr><td>McNeil</td><td>2-3</td><td>2-3</td><td>0-0</td><td>0</td><td>6</td><td>1</td><td>2</td><td>12</td></tr> <tr><td>Gorham</td><td>0-1</td><td>0-0</td><td>0-0</td><td>3</td><td>0</td><td>0</td><td>1</td><td>6</td></tr> <tr><td>Davis</td><td>4-7</td><td>0-1</td><td>1-2</td><td>5</td><td>9</td><td>0</td><td>0</td><td>17</td></tr> <tr><td>Tunstall</td><td>0-0</td><td>0-0</td><td>0-0</td><td>0</td><td>0</td><td>0</td><td>0</td><td>2</td></tr> <tr><td>Starr</td><td>0-1</td><td>0-1</td><td>1-2</td><td>0</td><td>1</td><td>0</td><td>0</td><td>12</td></tr> <tr><td><b>Totals</b></td><td><b>23-52</b></td><td><b>7-19</b></td><td><b>17-25</b></td><td><b>26</b></td><td><b>70</b></td><td><b>14</b></td><td><b>10</b></td><td><b>200</b></td></tr> </tbody> </table>	NAME	FG	3FG	FT	R	TP	A	TO	MIN	Morman*	1-5	0-1	1-2	3	3	2	2	24	Morsell*	7-15	3-7	5-6	1	22	2	4	35	Adala Moto*	1-13	1-3	5-8	5	20	2	1	32	Keith II*	1-3	1-3	0-0	3	3	5	0	31	Thomas*	1-1	0-0	2-3	4	4	1	0	23	Martin	0-0	0-0	2-2	0	2	1	0	6	McNeil	2-3	2-3	0-0	0	6	1	2	12	Gorham	0-1	0-0	0-0	3	0	0	1	6	Davis	4-7	0-1	1-2	5	9	0	0	17	Tunstall	0-0	0-0	0-0	0	0	0	0	2	Starr	0-1	0-1	1-2	0	1	0	0	12	<b>Totals</b>	<b>23-52</b>	<b>7-19</b>	<b>17-25</b>	<b>26</b>	<b>70</b>	<b>14</b>	<b>10</b>	<b>200</b>	
NAME	FG	3FG	FT	R	TP	A	TO	MIN																																																																																																															
Morman*	1-5	0-1	1-2	3	3	2	2	24																																																																																																															
Morsell*	7-15	3-7	5-6	1	22	2	4	35																																																																																																															
Adala Moto*	1-13	1-3	5-8	5	20	2	1	32																																																																																																															
Keith II*	1-3	1-3	0-0	3	3	5	0	31																																																																																																															
Thomas*	1-1	0-0	2-3	4	4	1	0	23																																																																																																															
Martin	0-0	0-0	2-2	0	2	1	0	6																																																																																																															
McNeil	2-3	2-3	0-0	0	6	1	2	12																																																																																																															
Gorham	0-1	0-0	0-0	3	0	0	1	6																																																																																																															
Davis	4-7	0-1	1-2	5	9	0	0	17																																																																																																															
Tunstall	0-0	0-0	0-0	0	0	0	0	2																																																																																																															
Starr	0-1	0-1	1-2	0	1	0	0	12																																																																																																															
<b>Totals</b>	<b>23-52</b>	<b>7-19</b>	<b>17-25</b>	<b>26</b>	<b>70</b>	<b>14</b>	<b>10</b>	<b>200</b>																																																																																																															

**TURNING POINT**  
After Towson cut its deficit to 66-65 with 3:16 left in the game, Boston College scored the next eight points to build a 74-65 lead with 59 seconds remaining.

**HOW IT HAPPENED**  

- Boston College started the game with a 10-2 run in the first 4:23.
- Robinson hit a 3-pointer to increase the Eagles' lead to 33-20 with 7:33 left in the half.
- Towson cut it to four points late, but BC scored the final four points to take a 45-37 lead into the break.
- Towson started the second half with a 16-5 run to take a 53-50 lead with 13:24 on the clock.
- BC responded by scoring the next six points to regain a 56-53 advantage.
- The Eagles were ahead, 66-65, and then scored eight unanswered points over the next 2:17 to build a 74-65 lead with 59 seconds left.

# GAME RECAPS

## GAME 5

SCORING	1st	2nd	-	Final
Boston College	22	32	-	54
Kansas State	31	41	-	72

November 25, 2016 | Barclays Center | Brooklyn, NY

### GAME SUMMARY

#### BC HIGHLIGHTS

- Graduate student **Connor Tava** scored 11 points, including his 1,000th career point in the game. He was 3-for-5 from the field and 5-for-6 from the foul line.
- Freshman **Ky Bowman** led Boston College with 13 points and added five rebounds.
- Sophomore **Jerome Robinson** also scored 11 points.

#### TURNING POINT

Kansas State used a 10-2 run over a six-minute span to build an 18-9 lead with 5:46 left in the first half. The Wildcats led the rest of the way.

#### HOW IT HAPPENED

- Both teams started slow on the offensive end but Kansas State made the first run, a 10-2 one, to give the Wildcats an 18-9 lead with 5:46 left in the first half.
- Boston College cut the deficit down to 20-17, but Kansas State responded with six unanswered points to build it back to a nine-point lead with 2:54 left.
- The Wildcats took a 31-22 lead into the break.
- The Eagles climbed back into it and made it a 36-31 deficit five minutes into the second half, but Kansas State responded with eight unanswered points to build a 13-point lead.
- The closest BC would get the rest of the way was nine points.

### BOX SCORE

BOSTON COLLEGE 54										
NAME	FG	3FG	FT	R	TP	A	TO	MIN		
Bowman*	4-13	1-4	4-5	5	13	1	4	27		
Robinson*	3-12	2-5	3-5	3	11	0	2	33		
Tava*	3-5	0-1	5-6	3	11	2	4	29		
Turner*	1-4	1-2	0-0	6	3	3	0	29		
Jeffers*	1-4	0-0	1-2	7	3	1	2	22		
Graves	1-4	0-1	1-1	1	3	0	4	13		
Owens	1-2	1-1	0-0	3	3	2	1	13		
Reyes	2-2	0-0	0-1	2	4	0	2	10		
Popovic	0-2	0-1	0-0	1	0	0	2	8		
Sagay	0-0	0-0	0-0	0	0	0	0	1		
Chatman	1-3	1-2	0-0	0	3	2	0	15		
<b>Totals</b>	<b>17-51</b>	<b>6-17</b>	<b>14-20</b>	<b>36</b>	<b>54</b>	<b>11</b>	<b>21</b>	<b>200</b>		

KANSAS STATE 72										
NAME	FG	3FG	FT	R	TP	A	TO	MIN		
Johnson*	3-5	0-0	1-3	4	7	1	2	19		
Wade*	5-8	1-2	0-0	8	11	2	2	32		
Stokes*	3-9	2-6	0-2	3	8	6	1	37		
Brown*	2-8	1-4	6-8	0	11	3	1	37		
Iwundu*	3-8	0-2	2-4	5	8	3	3	19		
Ervin II	1-1	1-1	0-1	1	3	0	0	9		
Maurice	3-6	0-1	0-0	1	6	0	1	13		
Patrick	0-1	0-1	2-2	2	2	0	0	3		
Winter	0-0	0-0	0-0	0	0	0	0	1		
Williams	0-0	0-0	0-0	0	0	0	0	1		
Sneed	5-9	2-6	4-4	8	16	1	2	29		
McAtee	0-0	0-0	0-0	0	0	0	0	1		
Budke	0-0	0-0	0-0	0	0	0	0	1		
<b>Totals</b>	<b>25-55</b>	<b>7-23</b>	<b>15-24</b>	<b>40</b>	<b>72</b>	<b>16</b>	<b>13</b>	<b>200</b>		

## GAME 6

SCORING	1st	2nd	-	Final
Boston College	33	21	-	54
Richmond	25	42	-	67

November 26, 2016 | Barclays Center | Brooklyn, NY

### GAME SUMMARY

#### BC HIGHLIGHTS

- Sophomore **Jerome Robinson** scored a career-high 27 points. He also had career highs in field goals (10) and 3-pointers (6).
- Robinson hit the first seven shots he took.
- Sophomore **A.J. Turner** added 10 points and matched a career high with seven rebounds.
- Graduate student **Connor Tava** recorded five points, seven rebounds and five assists with no turnovers.

#### TURNING POINT

Richmond started the second half by scoring the first nine points which started a 24-6 run to give the Spiders a 49-39 lead with 8:03 left in the game.

#### HOW IT HAPPENED

- The teams traded a few runs in the first half and Boston College made the first one, scoring six unanswered to build a 17-8 lead at the 12:40 mark. Robinson hit consecutive threes to build the lead.
- Richmond responded with 10-straight points of its own over the next five minutes to take an 18-17 lead with 7:15 left in the half.
- From there, BC went on an 11-2 scoring stretch to regain a 28-20 lead with 4:45 on the clock. The Eagles took a 33-25 lead into the locker room.
- Richmond started the second half by scoring the first nine points. That sparked a 24-6 run in the first 12 minutes to build a 49-39 Spider lead.
- The Eagles responded with the next five points, but that is as close as they would get.

### BOX SCORE

BOSTON COLLEGE 54										
NAME	FG	3FG	FT	R	TP	A	TO	MIN		
Bowman*	3-6	0-2	2-2	2	8	1	3	19		
Robinson*	10-20	6-9	1-1	3	27	1	4	35		
Tava*	1-4	0-0	3-6	7	5	5	0	30		
Turner*	4-12	1-6	1-1	7	10	2	2	32		
Jeffers*	0-1	0-0	0-2	2	0	0	2	11		
Graves	0-2	0-1	0-0	1	0	1	1	21		
Owens	1-4	0-1	0-0	2	2	0	0	18		
Meznieks	0-1	0-0	0-0	0	0	0	2	3		
Reyes	1-1	0-0	0-0	4	2	0	1	18		
Chatman	0-5	0-3	0-0	4	0	0	1	13		
<b>Totals</b>	<b>20-56</b>	<b>7-22</b>	<b>7-12</b>	<b>35</b>	<b>54</b>	<b>10</b>	<b>16</b>	<b>200</b>		

RICHMOND 67										
NAME	FG	3FG	FT	R	TP	A	TO	MIN		
Cline*	10-17	1-3	2-3	10	23	1	2	34		
Wood*	1-4	0-2	0-0	2	2	0	2	18		
Johnson*	5-6	1-2	1-1	6	12	2	2	30		
Fore*	4-9	0-0	1-3	2	9	1	0	35		
Jones*	5-12	1-6	6-6	1	17	2	2	33		
Sherod	0-4	0-3	0-0	3	0	1	0	13		
Buckingham	0-0	0-0	2-2	6	2	1	2	24		
Golden	1-1	0-0	0-0	2	1	0	0	4		
Abakah	0-1	0-0	0-0	1	0	0	0	9		
<b>Totals</b>	<b>26-54</b>	<b>3-16</b>	<b>12-15</b>	<b>34</b>	<b>67</b>	<b>9</b>	<b>12</b>	<b>200</b>		

## GAME 7

SCORING	1st	2nd	-	Final
Dartmouth	33	37	-	70
Boston College	41	47	-	88

December 3, 2016 | Conte Forum | Chestnut Hill, MA

### GAME SUMMARY

#### BC HIGHLIGHTS

- Sophomore **Jerome Robinson** scored a game-high 27 points in the second game in a row. He was 10-for-16 from the field and 4-for-7 from long range.
- He also had four assists and three steals.
- Freshman **Ty Graves** scored 13 points off the bench, going 5-for-7 from the floor and connecting on all three 3-point attempts. He also had four assists.
- Sophomore **Jordan Chatman** chipped in with 12 points. Ten of his points came in the second half.

#### TURNING POINT

Boston College led, 17-16, and then went on a 15-3 run over a six-minute span to build a 32-19 lead with 5:42 left in the first half.

#### HOW IT HAPPENED

- Boston College started the game with an 11-4 run, but Dartmouth closed the gap by scoring six-straight a little later to make it 17-16 at the 12:01 mark.
- From there, the Eagles went on a 15-3 run over the next 6:19 to build a 32-19 lead with 5:42 left in the half.
- BC took a 41-33 lead into the locker room.
- The Eagles led, 65-56, with 11:44 left in the game and then scored 13 unanswered points over the next four minutes to extend the lead to 22 points.

### BOX SCORE

DARTMOUTH 70										
NAME	FG	3FG	FT	R	TP	A	TO	MIN		
Ngwundo*	0-2	0-0	2-2	0	2	0	1	14		
Boudreaux*	8-14	3-5	4-5	6	23	0	3	30		
Smith*	2-3	1-2	4-5	3	9	1	3	23		
Fleming*	0-5	0-5	0-0	1	0	6	1	29		
Wright*	5-10	2-4	0-0	6	12	2	3	31		
Emery	0-0	0-0	3-4	1	3	0	0	3		
Smith	0-1	0-1	0-0	0	0	0	2	7		
Carter	0-2	0-1	1-2	1	1	0	2	10		
Johnson	4-5	2-2	4-4	3	14	0	1	18		
Sistare	0-4	0-2	0-0	6	0	2	1	12		
Foye	0-1	0-1	0-0	0	0	0	0	2		
Barry	1-3	0-1	0-0	1	2	0	0	8		
Dickinson	2-4	0-0	0-0	3	4	0	1	13		
<b>Totals</b>	<b>22-54</b>	<b>8-24</b>	<b>18-22</b>	<b>33</b>	<b>70</b>	<b>11</b>	<b>20</b>	<b>200</b>		

BOSTON COLLEGE 88										
NAME	FG	3FG	FT	R	TP	A	TO	MIN		
Bowman*	3-4	0-0	0-0	4	6	3	2	20		
Robinson*	10-16	4-7	3-3	3	27	4	3	26		
Tava*	2-4	0-1	2-2	4	6	3	1	27		
Turner*	2-6	1-2	2-2	3	7	6	1	29		
Jeffers*	4-5	0-0	0-0	1	8	0	1	17		
Graves	5-7	3-3	0-0	2	13	4	1	22		
Owens	0-0	0-0	0-0	0	0	0	0	1		
Meznieks	0-2	0-2	0-0	0	0	0	1	3		
Reyes	2-2	0-0	0-0	4	4	2	0	16		
Gehan	0-2	0-1	0-0	0	0	0	0	2		
Sagay	2-6	1-2	0-2	1	5	0	2	15		
Chatman	4-7	2-3	2-2	2	12	1	0	22		
<b>Totals</b>	<b>34-61</b>	<b>11-21</b>	<b>9-11</b>	<b>27</b>	<b>88</b>	<b>23</b>	<b>12</b>	<b>200</b>		

## GAME 8

SCORING	1st	2nd	-	Final
Harvard	46	28	-	74
Boston College	30	36	-	66

December 7, 2016 | Conte Forum | Chestnut Hill, MA

### GAME SUMMARY

#### BC HIGHLIGHTS

- Sophomore **Jerome Robinson** scored a game-high 25 points and has averaged 26.3 points per game over the last three contests. Robinson also matched a career high with six assists.
- Robinson has scored 20 or more points in five of the last six games.
- Sophomore **A.J. Turner** recorded 13 points and a career-high eight rebounds.
- Senior **Garland Owens** chipped in with eight points and eight rebounds off the bench, both season highs.

#### TURNING POINT

Harvard led, 10-8, with 14:53 left in the first half and then went on a 13-2 run to build a 23-10 advantage.

#### HOW IT HAPPENED

- Harvard's Chris Lewis and Seth Towns scored nine of the Crimson's 13 points in that run which lasted 4:20.
- The Harvard lead reached as many as 18 points in the first half and it took a 46-30 lead into the break.
- Harvard shot 16-for-28 from the field in the first 20 minutes and was 10-for-10 from the free throw line.
- The Harvard lead was at 66-48, but Boston College went on a 15-3 run over the next seven minutes to make it a 69-63 game.
- That is as close as BC would get. Robinson and Turner scored all 15 points in that run.

### BOX SCORE

HARVARD 74										
NAME	FG	3FG	FT	R	TP	A	TO	MIN		
Chambers*	1-8	0-1	2-2	4	4	11	0	32		
Edosomwan*	2-4	0-0	2-2	6	6	0	2	16		
Bassey*	1-4	0-2	1-2	3	3	3	0	30		
Johnson*	1-4	0-1	0-0	2	2	0	1	24		
Towns*	7-11	3-4	1-2	4	18	2	7	30		
Lewis	9-12	0-0	4-4	5	22	0	1	24		

# GAME RECAPS

## GAME 9

SCORING	1st	2nd	-	Final
Hartford	27	38	-	65
Boston College	23	40	-	63

December 9, 2016 | Conte Forum | Chestnut Hill, MA

### GAME SUMMARY

### BOX SCORE

#### BC HIGHLIGHTS

- Sophomore **A.J. Turner** led the Eagles with 13 points and a career-high seven assists.
- Graduate student **Connor Tava** recorded 12 points and six rebounds.
- Graduate student **Mo Jeffers** posted eight points and eight rebounds.

#### TURNING POINT

Hartford's Jason Dunne hit a 3-pointer with 2.1 seconds left in the game to give the Hawks the 65-63 win.

#### HOW IT HAPPENED

- BC took a 14-4 lead with 14:14 left in the first half. Tava scored five of those points and the Eagles forced six turnovers in the stretch.
- Hartford finished the first half strong with nine unanswered points that gave the Hawks a 27-23 halftime lead.
- The Hawks continued their momentum in the second half as Dunne scored seven points in another 9-0 run, giving the Hawks a 41-30 lead with 15:08 left in the game.
- Boston College fought back and scored eight unanswered points to take a 57-56 lead with 2:32 to go.
- The game went down to the wire after that. Sophomore **Jerome Robinson** sank a jumper to give BC a 63-62 lead with 14 seconds left.
- Dunne responded with Hartford's game-winning 3-pointer with 2.1 seconds remaining.

#### HARTFORD 65

NAME	FG	3FG	FT	R	TP	A	TO	MIN
Dunne*	7-15	5-10	6-6	7	25	3	2	35
Ross*	4-11	2-5	6-6	6	16	2	0	34
Carroll*	1-2	0-0	0-0	2	2	1	4	11
Lynch*	4-10	2-6	0-0	2	10	4	2	34
Allia*	0-0	0-0	0-0	4	0	0	3	14
Wilkinson	1-1	0-0	2-2	3	4	0	2	19
Blagojevic	1-3	0-1	0-0	0	2	1	0	14
Ramirez	0-5	0-2	0-0	2	0	0	1	13
Hobbs	2-4	2-4	0-0	5	6	4	0	26
<b>Totals</b>	<b>20-51</b>	<b>11-28</b>	<b>14-14</b>	<b>37</b>	<b>65</b>	<b>15</b>	<b>18</b>	<b>200</b>

#### BOSTON COLLEGE 63

NAME	FG	3FG	FT	R	TP	A	TO	MIN
Robinson*	2-13	0-5	0-0	7	4	2	5	32
Tava*	3-7	0-0	6-7	6	12	3	0	28
Graves*	2-8	1-6	1-2	1	6	1	1	24
Turner*	5-9	2-5	1-2	3	13	7	1	38
Jeffers*	3-5	0-0	2-3	8	8	1	3	22
Bowman	1-2	1-1	0-0	3	3	0	1	9
Owens	2-5	0-0	0-0	4	4	3	0	12
Reyes	0-1	0-0	0-0	2	0	0	0	5
Popovic	1-3	0-0	3-4	2	5	0	0	8
Chatman	2-8	2-4	2-2	1	8	0	2	22
<b>Totals</b>	<b>21-61</b>	<b>6-21</b>	<b>15-20</b>	<b>38</b>	<b>63</b>	<b>17</b>	<b>13</b>	<b>200</b>

## GAME 10

SCORING	1st	2nd	-	Final
Auburn	39	32	-	71
Boston College	43	29	-	72

December 12, 2016 | Madison Square Garden | New York, NY

### GAME SUMMARY

### BOX SCORE

#### BC HIGHLIGHTS

- Sophomore **Jerome Robinson** recorded his first-career double-double with 23 points and 11 rebounds. He also had three steals.
- Freshman **Ky Bowman** scored a season-high 15 points, including eight in a personal 8-0 run in the first half to put BC up, 24-14.
- Sophomore **A.J. Turner** had 13 points and four assists.
- Freshman **Nik Popovic** had eight points and five rebounds off the bench.

#### TURNING POINT

Bowman drove the lane and missed a layup, but Popovic got the rebound and tipped it in with 0.2 left for the win.

#### HOW IT HAPPENED

- Boston College took a 43-39 lead into halftime.
- The Eagles' lead reached 50-42 before the first media timeout of the second half, but Auburn chipped away at the lead and it was 54-51 BC at the 12:40 mark.
- Auburn took its first lead of the game, 61-60, with 6:46 to go and then had a 69-65 with two minutes left.
- Bowman and Popovic hit consecutive buckets to tie it.
- Turner hit one of two free throws with 19 seconds left and then Auburn's Danjel Purifoy connected on a pair to give the Tigers a 71-70 lead, setting up Popovic's game-ending heroics.

#### AUBURN 71

NAME	FG	3FG	FT	R	TP	A	TO	MIN
Spencer*	3-6	0-0	1-3	4	7	0	1	24
Purifoy*	8-14	4-7	7-7	5	27	2	2	36
Harper*	2-10	1-6	0-1	2	5	3	0	25
Brown*	1-8	1-5	2-2	2	5	1	2	28
Heron*	3-9	0-2	9-10	7	15	1	5	29
Smith	0-1	0-0	0-0	3	0	0	2	16
Lang	2-3	2-3	0-0	1	6	1	2	17
McLemore	1-1	0-0	0-0	2	2	0	0	4
Johnson	2-8	0-2	0-0	3	4	1	2	21
<b>Totals</b>	<b>22-60</b>	<b>8-25</b>	<b>19-23</b>	<b>32</b>	<b>71</b>	<b>9</b>	<b>16</b>	<b>200</b>

#### BOSTON COLLEGE 72

NAME	FG	3FG	FT	R	TP	A	TO	MIN
Bowman*	5-10	3-5	2-5	2	15	2	2	32
Robinson*	8-18	1-4	6-9	11	23	1	8	38
Tava*	1-3	0-1	0-0	5	2	1	2	20
Turner*	5-10	2-5	1-3	4	13	4	4	35
Jeffers*	2-5	0-0	2-2	7	6	1	1	26
Graves	1-2	0-1	0-0	2	2	0	0	8
Owens	0-0	0-0	0-0	2	0	0	1	10
Reyes	0-0	0-0	0-0	0	0	0	0	1
Popovic	4-5	0-1	0-0	5	8	1	1	13
Chatman	1-8	1-5	0-0	3	3	2	3	17
<b>Totals</b>	<b>27-61</b>	<b>7-22</b>	<b>11-19</b>	<b>49</b>	<b>72</b>	<b>12</b>	<b>22</b>	<b>200</b>

## GAME 11

SCORING	1st	2nd	-	Final
Sacred Heart	30	45	-	75
Boston College	41	41	-	82

December 18, 2016 | Conte Forum | Chestnut Hill, MA

### GAME SUMMARY

### BOX SCORE

#### BC HIGHLIGHTS

- Sophomore **Jerome Robinson** recorded career highs with 32 points and five steals. He was 11-for-20 from the field and 9-for-11 from the foul line.
- Freshman **Ky Bowman** tallied 12 points, five rebounds and three assists.
- Sophomore **A.J. Turner** had 10 points, four rebounds and three assists.

#### TURNING POINT

Sophomore **Jordan Chatman** hit consecutive 3-pointers from the corner to build a 71-59 lead with 3:07 left in the game.

#### HOW IT HAPPENED

- Boston College forced nine turnovers in the first seven minutes and jumped out to a 21-12 lead thanks to an 11-4 run.
- Sacred Heart scored seven unanswered points over 1:22 to pull within 29-26, but BC responded with 10-straight of its own to build the lead back to 39-26 with two minutes left in the half. Robinson had seven of the points.
- The Eagles took a 41-30 lead into the break.
- Sacred Heart started the second half with a 16-2 run over the first eight minutes to take a 46-43 lead. Those 16 points went unanswered as BC scored the half's first bucket.
- Boston College scored seven-straight points to regain a 54-48 lead with 8:27 to play.
- With BC on top, 65-59, at the 3:49 mark, Chatman converted his consecutive 3-pointers to put the game out of reach.

#### SACRED HEART 75

NAME	FG	3FG	FT	R	TP	A	TO	MIN
Barnett*	3-3	0-0	0-2	8	6	1	1	19
Lopez*	6-11	0-0	4-8	9	16	1	2	28
Tucker*	0-2	0-2	1-2	2	1	4	6	22
McKnight*	10-18	1-4	15-18	5	36	3	4	39
Hoehn*	2-10	0-5	0-0	1	4	4	3	31
Radz	0-0	0-0	0-0	0	0	0	0	1
Walton	1-1	0-0	0-0	3	2	1	0	9
Montague	2-3	0-0	3-3	5	7	1	0	12
Robinson	1-7	1-5	0-0	6	3	2	0	28
Buovac	0-4	0-3	0-0	1	0	0	5	12
<b>Totals</b>	<b>25-59</b>	<b>2-19</b>	<b>23-33</b>	<b>45</b>	<b>75</b>	<b>17</b>	<b>21</b>	<b>200</b>

#### BOSTON COLLEGE 82

NAME	FG	3FG	FT	R	TP	A	TO	MIN
Bowman*	2-6	0-2	8-13	5	12	3	4	28
Robinson*	11-20	1-3	9-11	3	32	2	1	36
Tava*	2-6	0-1	2-3	6	6	4	4	29
Turner*	3-7	2-4	2-2	4	10	3	1	32
Jeffers*	2-5	0-0	1-2	5	5	1	2	18
Graves	0-3	0-1	0-0	0	0	0	2	7
Owens	1-2	0-1	0-1	5	2	1	0	11
Reyes	0-2	0-0	0-0	1	0	0	0	4
Popovic	2-5	0-2	3-8	5	7	2	1	16
Chatman	3-5	2-3	0-1	2	8	0	0	19
<b>Totals</b>	<b>26-61</b>	<b>5-17</b>	<b>25-41</b>	<b>39</b>	<b>82</b>	<b>16</b>	<b>15</b>	<b>200</b>

## GAME 12

SCORING	1st	2nd	-	Final
Fairfield	47	42	-	89
Boston College	37	46	-	83

December 21, 2016 | Mohegan Sun Arena | Uncasville, CT

### GAME SUMMARY

### BOX SCORE

#### BC HIGHLIGHTS

- Freshman **Ky Bowman** erupted for a season-high 33 points while adding eight rebounds, five assists and three steals.
- He was 13-for-21 from the field and 6-for-7 from the foul line.
- Sophomore **Jerome Robinson** added 21 points and five rebounds while also grabbing three steals.

#### TURNING POINT

After Boston College had cut its deficit down to 84-83, Fairfield's Amadou Sidibe converted a three-point play with 32 seconds left to seal the win.

#### HOW IT HAPPENED

- With the game tied, 27-27, Fairfield went on an 18-3 run over 4:27 to build a 45-30 lead with 2:00 left in the first half. The Stags led at the break, 47-37.
- Boston College scored seven-straight points to pull within 53-47, but Fairfield quickly pushed the lead back to 10 points.
- Still down 10, the Eagles went on a 13-5 run over 4:25 to cut their deficit down to 76-74 at the 5:00 mark.
- The Stags responded with seven unanswered to push the lead back to nine, but BC had a 7-0 run of its own to make it 83-81 with 1:56 left.
- An offensive rebound and put back by Bowman cut it to 84-83, but Fairfield scored the next five points to seal the win.

#### FAIRFIELD 89

NAME	FG	3FG	FT	R	TP	A	TO	MIN
Milin*	0-0	0-0	2-2	1	2	0	0	9
Sidibe*	5-6	0-0	2-4	9	12	1	1	23
Segura*	3-7	0-1	2-3	4	8	6	4	40
Nelson*	5-13	2-9	8-10	3	20	5	3	35
Cobb*	8-15	4-7	0-0	3	20	4	3	40
Johnson	6-14	5-11	0-0	2	17	1	0	31
Kasibabu	3-4	0-0	4-6	8	10	2	4	22
<b>Totals</b>	<b>30-59</b>	<b>11-28</b>	<b>18-25</b>	<b>33</b>	<b>89</b>	<b>19</b>	<b>15</b>	<b>200</b>

#### BOSTON COLLEGE 83

NAME	FG	3FG	FT	R	TP	A	TO	MIN
Bowman*	13-21	1-4	6-7	8	33	5	2	39
Robinson*	9-16	2-4	1-6	5	21	1	4	35
Tava*	2-4	0-0	2-6	6	6	1	4	23
Turner*	2-8	1-1	0-0	5	5	4	0	31
Jeffers*	1-3	0-0	3-5	3	5	0	0	16
Owens	1-2	0-0	1-2	1	3	1	1	11
Reyes	0-0	0-0	0-0	1	0	0	0	1
Popovic	2-6	0-0	2-2	6	6	0	2	19
Chatman	2-4	0-2	0-0	3	4	1	3	26
<b>Totals</b>	<b>32-64</b>	<b>4-11</b>	<b>15-28</b>	<b>40</b>	<b>83</b>	<b>13</b>	<b>16</b>	<b>200</b>



# THE LAST TIME...

Won in overtime	72-67 vs. New Hampshire - December 30, 2015
Lost in overtime	89-86 vs. Miami - February 16, 2015
Played two overtimes	Miami 89, BC 86 - February 16, 2015
Beat a No. 1 team	BC 62, Syracuse 59 (ot) - February 19, 2014
Beat a top 10 team	BC 80, Duke 74 - February 15, 2009
Beat a team ranked 11-25	BC 64, No. 15 Florida State 60 - February 8, 2012
Won by 30+ points	BC 91, Maine 60 - December 13, 2015
Won by 40+ points	BC 87, Long Island 46 - November 30, 2004
Won by 50+ points	BC 132, Bentley 79 - December 11, 1982
Scored 100 points	112 vs. Wake Forest - January 12, 2008
Scored 90 points	92 vs. Toledo - November 14, 2013
Scored 50 or more points in one half	53 (second half) vs. Harvard - November 22, 2015
Scored fewer than 50 points	48 at Wake Forest - February 21, 2016
Both teams scored 100 points	BC 107, Rhode Island 105 - January 12, 1965
Allowed 100 points	106 vs. North Carolina - February 1, 2011
Allowed fewer than 50 points	45 vs. Santa Clara - November 29, 2015
Allowed fewer than 40 points	32 vs. NJIT - January 5, 2010
Shot 67% or better from the field	68.8% vs. Hartford - January 31, 2007
Shot 60% or better from the field	66.1% vs. Wake Forest - January 12, 2008
Shot under 35% from the field	34.4% vs. Hartford - December 9, 2016
Shot under 30% from the field	26.5% at Virginia - February 3, 2016
Shot 55% or better in both halves	55.0% (first), 60.9% (second) vs. Harvard - December 4, 2012
Shot 50% or better in both halves	51.6% (first), 60.0% (second) vs. Dartmouth - December 3, 2016
Held opponent under 30% from the field	27.9% vs. St. Francis Brooklyn - November 14, 2015
Made 45 or more field goals	45 vs. New Hampshire - December 2, 1991
Made 10 or more 3-pointers	11 vs. Harvard - December 7, 2016
Made 14 or more 3-pointers	14 vs. Virginia Tech - January 29, 2014
Did not make a 3-pointer (19.9 feet)	vs. Syracuse - March 11, 2004
Did not make a 3-pointer (20.6 feet)	vs. Shawnee State - November 20, 2005
Attempted more than 50 free throws	56 vs. Hartford - December 23, 1995
Attempted 50 free throws	50 at Wake Forest - February 8, 2006
Made 30 free throws	32 at Wake Forest - March 1, 2014
Shot 90% from the foul line (10 attempts)	90% (27-for-30) vs. Towson - November 22, 2016
Shot 90% from the foul line (20 attempts)	90% (27-for-30) vs. Towson - November 22, 2016
Had 50 or more rebounds	50 vs. Maine - December 23, 2008
Had 25 or fewer rebounds	23 vs. Georgia Tech - February 27, 2016
Had 20 or more assists	23 vs. Dartmouth - December 3, 2016
Had 15 or more steals	15 vs. Rutgers - February 22, 2004
Blocked 10 or more shots	10 vs. Maine - December 13, 2015
Forced 30 or more turnovers	30 vs. Virginia Tech - January 31, 2001
Had five players score in double figures	5 at NC State - March 2, 2016
Had six or more players score in double figures	6 vs. Wake Forest - January 12, 2008
Overcame a double-digit halftime deficit	Maryland 40, BC 29 at half - January 27, 2009

## THE LAST TIME A BOSTON COLLEGE PLAYER...

Scored 49 points	John Austin (49) vs. Georgetown - February 21, 1964
Scored 40 or more points	Olivier Hanlan (41) vs. Georgia Tech - March 14, 2013
Scored 30 or more points	Ky Bowman (33) vs. Fairfield - December 21, 2016
Two players had 20 points	Ky Bowman (33) and Jerome Robinson (21) vs. Fairfield - December 21, 2016
Three players had 20 points	Tyrese Rice (26), Jared Dudley (23) and Sean Marshall (22) vs. Florida State - January 23, 2007
Made 20 field goals	Jim Hooley (21) vs. Brandeis - February 14, 1962
Made six or more 3-pointers	Jerome Robinson (6) vs. Richmond - November 26, 2016
Made seven or more 3-pointers	Olivier Hanlan (8) vs. Georgia Tech - March 14, 2013
Made nine or more 3-pointers	Dana Barros (9) at Pittsburgh - January 7, 1989
Attempted 20 free throws	Jared Dudley (21) vs. UW-Milwaukee - March 19, 2005
Made 10 or more free throws	Olivier Hanlan (14) at Pittsburgh - February 24, 2015
Made 15 or more free throws	Olivier Hanlan (15) vs. Maryland - December 12, 2013
Made 18 or more free throws	Jared Dudley (18) vs. UW-Milwaukee - March 19, 2005
Was perfect with 15 or more free throws	Troy Bell (17-for-17) vs. Iowa State - December 11, 2001
Had 31 rebounds	Terry Driscoll (31) vs. Fordham - February 8, 1969
Had 20 rebounds	Danya Abrams (20) vs. Providence - January 22, 1994
Had 15 or more rebounds	Ryan Anderson (19) vs. New Hampshire - December 16, 2012
Two players had 10 rebounds	Mo Jeffers (13) and Connor Tava (10) vs. Maryland Eastern Shore - November 15, 2016
Two players had a double-double	Marshall (30-10) and Williams (19-10) vs. Duquesne - December 28, 2006
Shot 100% from the field (min. 10)	Corey Raji (12-for-12) vs. Maine - December 23, 2008
Had 10 or more assists	Eli Carter (10) vs. Delaware - December 19, 2015
Had 15 or more assists	Jim O'Brien (18) vs. Le Moyne - December 16, 1970
Had eight steals	Troy Bell (8) vs. Syracuse - February 7, 2001
Had 10 or more blocks	Tyrelle Blair (11) at Maryland - December 9, 2008
Had 13 blocks	Sean Williams (13) vs. Duquesne - December 28, 2006
Had a double-double	Jerome Robinson (23 points, 11 rebounds) vs. Auburn - December 12, 2016
Had a triple-double	Sean Williams (19 points, 13 blocks, 10 rebounds) vs. Duquesne - December, 2006

# 2016-17 BOSTON COLLEGE ROSTER

## 2016-17 ROSTER BREAKDOWN

### BY POSITION

#### Guards (6)

Ky Bowman  
Jerome Robinson  
Ty Graves  
Gordon Gehan  
Matt DiLuccio  
Jordan Chatman

#### Forwards (10)

Connar Tava  
Garland Owens  
Ervins Meznieks  
A.J. Turner  
Johncarlos Reyes  
Aser Ghebremichael  
Mo Jeffers  
Gordon Gehan  
Nik Popovic  
Mike Sagay

#### Centers (1)

Johncarlos Reyes

### BY CLASS

#### Graduate Students (2)

Connar Tava  
Mo Jeffers

#### Seniors (1)

Garland Owens

#### Juniors (0)

#### Sophomores (6)

Jerome Robinson  
Ervins Meznieks  
A.J. Turner  
Aser Ghebremichael  
Gordon Gehan  
Jordan Chatman

#### Redshirt Freshmen (1)

Johncarlos Reyes

#### Freshmen (5)

Ky Bowman  
Ty Graves  
Nik Popovic  
Matt DiLuccio  
Mike Sagay

No.	Name	Cl.	Pos.	Ht.	Wt.	Hometown/High School/Previous School
0	Ky Bowman	FR	G	6-1	182	Havelock, N.C./Havelock
1	Jerome Robinson	SO	G	6-5	190	Raleigh, N.C./Needham Broughton
2	Connar Tava	GR	F	6-6	250	Macomb, Mich./Warren De La Salle/Western Michigan
3	Ty Graves	FR	G	6-0	165	Greensboro, N.C./High Point Christian Academy
5	Garland Owens	SR	F	6-5	222	Gaithersburg, Md./Magruder
10	Ervins Meznieks	SO	F	6-7	230	Riga, Latvia/Rigas Teikas
11	A.J. Turner	SO	F	6-7	188	Mt. Clemens, Mich./New Hampton School (NH)
12	Johncarlos Reyes	R-FR	F/C	6-10	214	Lawrenceville, Ga./Sound Doctrine Christian Academy
14	Aser Ghebremichael	SO	F	6-8	195	Somerville, Mass./Brooks School
15	Mo Jeffers	GR	F	6-9	240	Washington, D.C./Calvin Coolidge/Delaware
20	Gordon Gehan	SO	G/F	6-5	220	Dallas, Texas/Episcopal School of Dallas
21	Nik Popovic	FR	F	6-11	243	Banja Luka, Bosnia and Herzegovina/The Sagemont School (FL)
22	Matt DiLuccio	FR	G	5-11	180	Rockville Centre, N.Y./South Side
23	Mike Sagay	FR	F	6-7	200	Bloomfield, Conn./St. Thomas More School
25	Jordan Chatman	SO	G	6-5	198	Vancouver, Wash./Union/BYU

### THE CLEMENT AND ELIZABETH IZZI FAMILY HEAD MEN'S BASKETBALL COACH

Jim Christian (Rhode Island '88)

### ASSISTANT COACHES

Scott Spinelli (Boston University '89)  
Bill Wuczynski (UNLV '96)  
Stan Heath (Eastern Michigan '87)

### DIRECTOR OF BASKETBALL OPERATIONS

Dan McDermott (Boston College '04)

### VIDEO COORDINATOR

Chip Cunningham (TCU '11)

### ATHLETIC TRAINER

Nick Gallotto (Endicott '07)

### STRENGTH COACH

Jordan Stanley (West Virginia '07)

### GRADUATE MANAGERS

Dan Viscariello (Salem State '13)  
Larry Farmer (Denison '11)

# BOSTON COLLEGE HEAD COACH JIM CHRISTIAN



## THE JIM CHRISTIAN FILE

**Education:** University of Rhode Island (B.S., Consumer Affairs, 1988)

**Coaching Experience:**

Boston College (Head coach, 2014-present)

Ohio University (Head coach, 2012-14)

Texas Christian University (Head coach, 2008-12)

Kent State University (Head coach, 2002-08)

Kent State University (Assistant coach, 2001-02)

University of Pittsburgh (Assistant coach, 1996-99)

Miami (OH) University (Assistant coach, 1995-96)

Western Kentucky University (Assistant coach, 1994-95)

St. Francis (Pa.) University (Assistant coach, 1992-94)

Western Kentucky University (Assistant coach, 1990-92)

## COACHING RECORD

Year	School	Record	Pct.
2002-03	Kent State	22-9	.710
2003-04	Kent State	22-9	.710
2004-05	Kent State	20-13	.606
2005-06	Kent State	25-9	.735
2006-07	Kent State	21-11	.656
2007-08	Kent State	28-7	.800
2008-09	TCU	14-17	.452
2009-10	TCU	13-19	.406
2010-11	TCU	11-22	.333
2011-12	TCU	18-15	.545
2012-13	Ohio	24-10	.706
2013-14	Ohio	25-12	.676
2014-15	Boston College	13-19	.406
2015-16	Boston College	7-25	.280
2016-17	Boston College	6-6	.500
<b>Totals</b>	<b>15th year</b>	<b>269-203</b>	<b>.570</b>

Jim Christian, who was hired as the 12th head basketball coach at Boston College on April 3, 2014, enters his third season on The Heights.

Christian was a two-time Mid-American Conference Coach of the Year and led teams to eight postseason appearances in his 12 seasons as a head coach at Ohio, TCU and Kent State. He has coached four All-Americans, three MAC Players of the Year and 31 all-conference honorees.

In his first season at Boston College, Christian guided guard Olivier Hanlan to First Team All-ACC and honorable mention All-America honors. Hanlan was the leading scorer in the ACC (19.5) which ranked 22nd in the country. He also led all major conference players in scoring average during league play (21.9). In addition, Hanlan led the ACC in 3-point percentage (.436) and ranked third in 3-pointers made (2.83), fifth in free throw percentage (.810), sixth in field goal percentage (.483) and 10th in assists (4.00) during conference action.

Hanlan was drafted by the Utah Jazz in the second round (42nd overall) of the 2015 NBA Draft.

Prior to moving to Chestnut Hill, Christian spent the previous two seasons as head coach at Ohio, leading the Bobcats to a 49-22 record in that time. In his first season at the helm, Ohio went 24-10 and earned a bid to the NIT. The Bobcats won their first regular season MAC title since 1994 and they tied a program record with 14 league wins and seven road victories. He was named the NABC District 14 Coach of the Year.

Ohio led the nation in assists per game (17.5) in 2012-13 and ranked seventh in the country in turnover margin (+4.7). Under his guidance, guard D.J. Cooper ranked seventh in the nation in assists and was the first MAC Player of the Year from Ohio since 1995.

In 2013-14, the Bobcats went 25-12 and advanced to the quarterfinals of the College Insider Tournament. It was just the third time in school history that an Ohio team reached 25 wins.

Christian, who also spent six seasons at Kent State from 2002-08, is the all-time leader in winning percentage (.700) in Mid-American Conference history and reached 20 wins in all eight of his seasons in the conference.

Prior to his time at Ohio, Christian was the head coach at TCU from 2008-12. While in Fort Worth, he had a record of 56-73 (.434) and led the Horned Frogs to their first postseason appearance since 2005 when they played in the 2012 College Basketball Invitational. He coached six All-Mountain West players while in Fort Worth.

One of those players was guard Hank Thorns, Jr., who earned first team honors after ranking in the top 12 in the country in both assists and assist/turnover ratio, the only player in the nation to accomplish that feat in 2010-11.

Christian began his head coaching career at Kent State where he compiled a record of 138-58 (.704). He led the Golden Flashes to five postseason appearances in his six seasons at the helm. He earned MAC Coach of the Year accolades in 2006 and 2008, both times leading Kent State to the conference title and an appearance in the NCAA Tournament. The Golden Flashes earned NIT berths in each of his first three seasons.

Kent State won 20 games every year that Christian was the head coach and he guided it to its first-ever top 25 ranking in both the Associated Press and ESPN/USA Today polls.

The 2007-08 season was one of the best in Kent State history. The Golden Flashes finished 28-7 with a school-record 25 regular-season wins and won the Mid-American Conference regular-season and tournament championships. Christian guided Kent State to a No. 9 seed in the NCAA Tournament which was the best seed in program history.

While in Kent, Christian mentored two honorable-mention All-Americans (Antonio Gates, DeAndre Haynes), two MAC Players of the Year (DeAndre Haynes, Al Fisher), three MAC Defensive Players of the Year (Demetric Shaw, John Edwards, Haminn Quaintance), one MAC Sixth Man of the Year (Kevin Warzynski) and a total of 19 All-MAC selections, including six first teamers.

Christian served as an assistant coach for the Golden Flashes in 2001-02 when they advanced to the Elite Eight. Prior to his time in Kent, Christian was a college basketball talent evaluator at Octagon Sports Marketing and Management.

Christian served as an assistant coach at Pittsburgh from 1996-99 under Ralph Willard. He guided the development of Vonteego Cummings, a two-time All-Big East player who went on to play for the Philadelphia 76ers and Golden State Warriors.

Christian served as an assistant coach under former Miami (Ohio) and current Arizona State head coach Herb Sendek during the 1995-96 campaign. The RedHawks recorded a 21-8 overall record, including a 12-6 mark in conference action, and earned a berth in the NIT.

Christian worked at Western Kentucky for the 1994-95 season as the Hilltoppers went 27-4, including a 17-1 record in the Sun Belt Conference. That season, Western Kentucky recorded the fourth-most wins in program history and earned a berth in the NCAA Tournament after winning the conference tournament.

Christian's first full-time assistant coaching position came at St. Francis (Pa.). In his two seasons with the Red Flashes, Christian guided the development of two-time All-Northeast Conference performer Deon George and Jason Roberts.

A native of Bethpage, N.Y., Christian was an all-state guard at St. Dominic High School while playing under Ralph Willard. Christian was recruited by current Louisville head coach Rick Pitino to Boston University where he played two seasons before transferring to Rhode Island.

Christian played his final two campaigns under Tom Penders at the University of Rhode Island where he helped the Rams reach the Sweet Sixteen in the 1988 NCAA Tournament.

The standout guard led the Rams to victories over Missouri and Syracuse before losing a 73-72 game to Duke for the right to advance to the Elite Eight. After graduation, Christian spent one season playing professionally in Australia for the Sydney City Comets.

Christian earned his bachelor's degree in consumer affairs from the University of Rhode Island in 1988. He and his wife, Patty, have three children, MacKenzie, Zach and Jay.

# #0 KY BOWMAN · FR · GUARD · 6-1 · 182 · HAVELOCK, N.C. · HAVELOCK



**2016-17:** Recorded 33 points, eight rebounds and five assists vs. Fairfield (12/21) ... notched 12 points and five rebounds vs. Sacred Heart (12/18) ... scored 15 points vs. Auburn (12/12) ... had 13 points and five rebounds vs. Kansas State (11/25) ... posted 14 points and four rebounds vs. Towson (11/22) ... scored 11 points off the bench vs. Md. Eastern Shore (11/15).

**NOTES:** Earned all-state honors as a senior after averaging 23.4 points, 8.7 rebounds, 4.7 assists and 2.4 steals ... named the 2016 Sun Journal Boys Basketball Player of the Year ... scored 1,813 points in four seasons, averaging 24.1 in the last three years ... led Havelock to the fourth round of the NCHSAA 3A playoffs after posting a perfect record in conference play and winning the Coastal 3A regular season and conference titles ... scored 21 points and was named North Carolina's Most Valuable Player at the Carolina's All-Star Basketball Classic ... recorded 43 points and 10 rebounds in the final game of his high school career ... originally committed to North Carolina to play football as a wide receiver in 2014.

## GAME-BY-GAME

Opponent	Start	FG-FGA	3PT-ATT	FT-FTA	O-D-Total Rebs.	PF	TP	A	TO	BLK	STL	MINS
Nicholls State	*	2-5	0-1	0-0	1-1-2	3	4	0	2	0	1	10
Maryland Eastern Shore		5-9	1-4	0-0	0-1-1	2	11	4	4	0	1	24
Stony Brook		0-0	0-0	0-0	0-1-1	3	0	1	0	0	0	9
Towson	*	2-6	1-3	9-11	1-3-4	4	14	3	1	0	1	18
vs. Kansas State	*	4-13	1-4	4-5	1-4-5	1	13	1	4	0	0	27
vs. Richmond	*	3-6	0-2	2-2	0-2-2	2	8	1	3	0	3	19
Dartmouth	*	3-4	0-0	0-0	1-3-4	1	6	3	2	0	0	20
Harvard	*	0-1	0-0	0-0	0-0-0	1	0	1	3	0	0	9
Hartford		1-2	1-1	0-0	0-3-3	2	3	0	1	0	0	9
vs. Auburn	*	5-10	3-5	2-5	0-2-2	2	15	2	2	0	2	32
Sacred Heart	*	2-6	0-2	8-13	0-5-5	4	12	3	4	0	1	28
vs. Fairfield	*	13-21	1-4	6-7	2-6-8	3	33	5	2	1	3	39
Providence												
Syracuse												
at Wake Forest												
at Duke												
NC State												
at Syracuse												
Virginia												
North Carolina												
at Miami												
at Virginia Tech												
Wake Forest												
Louisville												
Pittsburgh												
at Georgia Tech												
Notre Dame												
at Florida State												
Virginia Tech												
at Notre Dame												
at Clemson												


## CAREER STATS

Overall	YR	GP-ST	MIN	FGM-FGA	PCT	3FG-FGA	PCT	FTM-FTA	PCT	REB-AVG	PF-D	PTS	AVG	A	TO	B	S
16-17	FR	12-9	20.3	40-83	.482	8-26	.308	31-43	.721	37-3.1	28-0	119	9.9	24	28	1	12
<b>CAREER</b>		<b>12-9</b>	<b>20.3</b>	<b>40-83</b>	<b>.482</b>	<b>8-26</b>	<b>.308</b>	<b>31-43</b>	<b>.721</b>	<b>37-3.1</b>	<b>28-0</b>	<b>119</b>	<b>9.9</b>	<b>24</b>	<b>28</b>	<b>1</b>	<b>12</b>

## CAREER HIGHS

Points	33 vs. Fairfield (12/21/16)
Rebounds	8 vs. Fairfield (12/21/16)
Assists	5 vs. Fairfield (12/21/16)
Blocks	1 vs. Fairfield (12/21/16)
Steals	3 (2x) last vs. Fairfield (12/21/16)
Field Goals Made	13 vs. Fairfield (12/21/16)
3-Pointers Made	3 vs. Auburn (12/12/16)
Free Throws Made	9 vs. Towson (11/22/16)
Free Throw Attempts	13 vs. Sacred Heart (12/18/16)
Minutes	39 vs. Fairfield (12/21/16)

# #1 JEROME ROBINSON · SO · GUARD · 6-5 · 190 · RALEIGH, N.C. · NEEDHAM BROUGHTON



**2016-17:** Scored 21 points vs. Fairfield (12/21) ... had career highs in points (32) and steals (5) vs. Sacred Heart (12/18) ... posted first career double-double with 23 points and a career-high 11 rebounds vs. Auburn (12/12) ... had 25 points and matched a career high with six assists vs. Harvard (12/7) ... scored 27 points vs. Dartmouth (12/3) ... established another career high with 27 points vs. Richmond (11/26) ... set new career high with 24 points vs. Towson (11/22) ... had career highs in points (22) and rebounds (8) vs. Stony Brook ... posted 16 points, seven boards and four assists vs. Md. Eastern Shore (11/15) ... had 14 points, six rebounds and four assists vs. Nicholls State (11/11).

**2015-16:** Second on the team in scoring, rebounding, assists and steals ... led all ACC freshmen in field goal percentage ... also ranked second in steals, eighth in scoring and ninth in rebounding among league freshmen.

**NOTES:** Named Cap-8 Conference Player of the Year as a senior after averaging 19 points and five assists ... led Needham Broughton to a 23-3 record ... ranked as the sixth-best player in North Carolina by Phenom Hoop Report ... McDonald's All-America nominee ... named the HighSchoolOT Holiday Invitational MVP after leading the Capitals to the championship ... led Broughton to a 20-7 record as a junior.

## GAME-BY-GAME

Opponent	Start	FG-FGA	3PT-ATT	FT-FTA	O-D-Total Rebs.	PF	TP	A	TO	BLK	STL	MINS
Nicholls State	*	4-12	1-4	5-8	0-6-6	4	14	4	2	0	1	33
Maryland Eastern Shore	*	6-16	2-6	2-4	1-6-7	0	16	4	1	1	3	32
Stony Brook	*	8-17	0-3	6-9	0-8-8	1	22	5	2	1	2	34
Towson	*	8-16	1-5	7-8	1-4-5	2	24	4	1	1	1	36
vs. Kansas State	*	3-12	2-5	3-5	0-3-3	1	11	0	2	0	3	33
vs. Richmond	*	10-20	6-9	1-1	0-3-3	3	27	1	4	1	2	35
Dartmouth	*	10-16	4-7	3-3	1-2-3	3	27	4	3	0	3	26
Harvard	*	10-23	3-8	2-4	0-2-2	3	25	6	2	0	0	40
Hartford	*	2-13	0-5	0-0	2-5-7	4	4	2	5	3	0	32
vs. Auburn	*	8-18	1-4	6-9	2-9-11	4	23	1	8	0	3	38
Sacred Heart	*	11-20	1-3	9-11	2-1-3	3	32	2	1	2	5	36
vs. Fairfield	*	9-16	2-4	1-6	1-4-5	4	21	1	4	0	3	35
Providence												
Syracuse												
at Wake Forest												
at Duke												
NC State												
at Syracuse												
Virginia												
North Carolina												
at Miami												
at Virginia Tech												
Wake Forest												
Louisville												
Pittsburgh												
at Georgia Tech												
Notre Dame												
at Florida State												
Virginia Tech												
at Notre Dame												
at Clemson												

## CAREER STATS

Overall	YR	GP-ST	MIN	FGM-FGA	PCT	3FG-FGA	PCT	FTM-FTA	PCT	REB-AVG	PF-D	PTS	AVG	A	TO	B	S
15-16	FR	23-23	33.4	100-233	.429	24-63	.381	45-70	.643	93-4.0	49-0	269	11.7	70	61	7	32
16-17	SO	12-12	34.2	89-199	.447	23-63	.365	45-68	.662	63-5.3	32-0	246	20.5	34	35	9	26
<b>CAREER</b>		<b>35-35</b>	<b>33.7</b>	<b>189-432</b>	<b>.438</b>	<b>47-126</b>	<b>.373</b>	<b>90-138</b>	<b>.652</b>	<b>156-4.5</b>	<b>81-0</b>	<b>515</b>	<b>14.7</b>	<b>104</b>	<b>96</b>	<b>16</b>	<b>58</b>

## CAREER HIGHS

Points	32 vs. Sacred Heart (12/18/16)
Rebounds	11 vs. Auburn (12/12/16)
Assists	6 (2x) last vs. Harvard (12/7/16)
Blocks	3 vs. Hartford (12/9/16)
Steals	5 vs. Sacred Heart (12/18/16)
Field Goals Made	11 vs. Sacred Heart (12/18/16)
3-Pointers Made	6 vs. Richmond (11/26/16)
Free Throws Made	9 vs. Sacred Heart (12/18/16)
Free Throw Attempts	11 vs. Sacred Heart (12/18/16)
Minutes	40 vs. Harvard (12/7/16)

# #2 CONNAR TAVA · GR · FORWARD · 6-6 · 250 · MACOMB, MICH. · WARREN DE LA SALLE



2016-17: Had 12 points and six rebounds vs. Hartford (12/9) ... scored 11 points, including his 1,000th career point vs. Kansas State (11/25) ... had 13 points and eight rebounds vs. Towson (11/22).

**AT WESTERN MICHIGAN:** Missed all of last season recovering from a broken foot ... a two-time All-MAC Honorable Mention player as a sophomore and junior ... named to the Preseason All-MAC West Team prior to last season ... led the Broncos in rebounding (6.2), field goal percentage (.521) and assists (3.3), and was second on the team in scoring (12.3) as a junior ... ranked 17th in the MAC in scoring, 11th in rebounding, sixth in field goal percentage and ninth in assists that season ... averaged 11.8 points, 5.7 rebounds and 2.9 assists as a sophomore when WMU won the MAC tournament title and advanced to the NCAA Tournament.

**NOTES:** Three-year starter at Warren De La Salle ... averaged 22 points, 11 rebounds, and five assists per game as a senior ... named to the Detroit Free-Press Dream Team and was a Class A All-State First Team selection as a senior ... also earned Detroit News All-East First Team, Macomb County Player of the Year and Macomb County First Team honors ... helped Warren De La Salle to three Catholic League titles.

## GAME-BY-GAME

Opponent	Start	FG-FGA	3PT-ATT	FT-FTA	O-D-Total Rebs.	PF	TP	A	TO	BLK	STL	MINS
Nicholls State	*	2-3	0-0	0-0	1-1-2	4	4	0	5	0	1	13
Maryland Eastern Shore	*	2-4	0-0	1-3	5-5-10	1	5	2	4	0	1	27
Stony Brook	*	1-2	0-0	5-8	1-7-8	2	7	1	2	0	1	26
Towson	*	4-6	0-0	5-5	2-6-8	1	13	3	1	0	2	32
vs. Kansas State	*	3-5	0-1	5-6	2-1-3	3	11	2	4	0	1	29
vs. Richmond	*	1-4	0-0	3-6	3-4-7	4	5	5	0	0	0	30
Dartmouth	*	2-4	0-1	2-2	0-4-4	3	6	3	1	1	0	27
Harvard	*	3-5	0-0	1-2	3-1-4	2	7	1	1	0	0	14
Hartford	*	3-7	0-0	6-7	3-3-6	2	12	3	0	0	2	28
vs. Auburn	*	1-3	0-1	0-0	0-5-5	4	2	1	2	0	0	20
Sacred Heart	*	2-6	0-1	2-3	1-5-6	5	6	4	4	1	2	29
vs. Fairfield	*	2-4	0-0	2-6	4-2-6	1	6	1	4	1	1	23
Providence												
Syracuse												
at Wake Forest												
at Duke												
NC State												
at Syracuse												
Virginia												
North Carolina												
at Miami												
at Virginia Tech												
Wake Forest												
Louisville												
Pittsburgh												
at Georgia Tech												
Notre Dame												
at Florida State												
Virginia Tech												
at Notre Dame												
at Clemson												

## CAREER STATS

Overall	YR	GP-ST	MIN	FGM-FGA	PCT	3FG-FGA	PCT	FTM-FTA	PCT	REB-AVG	PF-D	PTS	AVG	A	TO	B	S
12-13	FR	35-1	17.0	56-117	.479	1-4	.250	43-74	.581	119-3.4	90-4	156	4.5	38	47	6	26
13-14	SO	33-33	29.6	138-236	.585	1-10	.100	113-173	.653	187-5.7	88-2	390	11.8	96	108	17	39
14-15	JR	34-34	30.1	150-288	.521	1-10	.100	118-174	.678	210-6.2	87-4	419	12.3	113	97	11	36
15-16	SR	0-0	-	-	-	-	-	-	-	-	-	-	-	-	-	-	-
16-17	GR	12-12	24.8	26-53	.491	0-4	.000	32-48	.667	69-5.8	32-1	84	7.0	26	28	3	11
<b>CAREER</b>		<b>114-80</b>	<b>25.4</b>	<b>370-694</b>	<b>.533</b>	<b>3-28</b>	<b>.107</b>	<b>306-469</b>	<b>.652</b>	<b>585-5.1</b>	<b>297-11</b>	<b>1049</b>	<b>9.2</b>	<b>273</b>	<b>280</b>	<b>37</b>	<b>112</b>

## CAREER HIGHS

Points	25 vs. Toledo (1/8/14)
Rebounds	13 vs. Cornell (11/29/13)
Assists	8 (2x)
Blocks	3 at Northwestern (12/7/13)
Steals	5 (2x)
Field Goals Made	9 (2x)
3-Pointers Made	1 (3x)
Free Throws Made	10 vs. North Dakota State (11/20/13)
Free Throw Attempts	14 vs. North Dakota State (11/20/13)
Minutes	32 vs. Towson (11/22/16) - BC high only

# #3 TY GRAVES · FR · GUARD · 6-0 · 165 · GREENSBORO, N.C. · HIGH POINT CHRISTIAN ACADEMY



**2016-17:** Had 13 points and four assists vs. Dartmouth (12/3) ... came off the bench and scored a team-high 15 points vs. Nicholls State (11/11) ... went 5-for-8 from the field and 4-for-7 from long range.

**NOTES:** Led High Point Christian Academy to a 24-6 record and the NCISAA Class 3-A championship game as a senior ... averaged 11.2 points and 2.2 assists per game ... shot .419 from the field and .376 from beyond the arc ... HPCA was ranked as high as No. 12 in the country in USA Today's Super 25 poll ... played his junior season at Montverde Academy in Florida, which won the national championship that year ... led Page High School to the NCHSAA Class 4-A semifinals as a sophomore ... played AAU with the Karolina Diamonds.

## GAME-BY-GAME

Opponent	Start	FG-FGA	3PT-ATT	FT-FTA	O-D-Total Rebs.	PF	TP	A	TO	BLK	STL	MINS
Nicholls State		5-8	4-7	1-2	0-2-2	1	15	3	2	0	0	31
Maryland Eastern Shore	*	1-5	1-5	0-0	0-0-0	0	3	2	1	0	0	18
Stony Brook	*	1-2	0-0	0-0	0-1-1	1	2	2	3	0	0	20
Towson		2-4	2-4	0-0	0-1-1	2	6	2	1	0	0	13
vs. Kansas State		1-4	0-1	1-1	0-1-1	1	3	0	4	0	0	13
vs. Richmond		0-2	0-1	0-0	0-1-1	1	0	1	1	0	0	21
Dartmouth		5-7	3-3	0-0	0-2-2	2	13	4	1	0	0	22
Harvard		1-5	1-4	0-0	0-1-1	4	3	3	2	1	0	30
Hartford	*	2-8	1-6	1-2	0-1-1	2	6	1	1	1	0	24
vs. Auburn		1-2	0-1	0-0	0-0-0	0	2	0	0	0	0	8
Sacred Heart		0-3	0-1	0-0	0-0-0	1	0	0	2	0	0	7
vs. Fairfield												
Providence												
Syracuse												
at Wake Forest												
at Duke												
NC State												
at Syracuse												
Virginia												
North Carolina												
at Miami												
at Virginia Tech												
Wake Forest												
Louisville												
Pittsburgh												
at Georgia Tech												
Notre Dame												
at Florida State												
Virginia Tech												
at Notre Dame												
at Clemson												

## CAREER STATS

Overall	YR	GP-ST	MIN	FGM-FGA	PCT	3FG-FGA	PCT	FTM-FTA	PCT	REB-AVG	PF-D	PTS	AVG	A	TO	B	S
16-17	FR	11-3	18.8	19-50	.380	12-33	.364	3-5	.600	10-0.9	15-0	53	4.8	18	18	2	0
<b>CAREER</b>		<b>11-3</b>	<b>18.8</b>	<b>19-50</b>	<b>.380</b>	<b>12-33</b>	<b>.364</b>	<b>3-5</b>	<b>.600</b>	<b>10-0.9</b>	<b>15-0</b>	<b>53</b>	<b>4.8</b>	<b>18</b>	<b>18</b>	<b>2</b>	<b>0</b>

## CAREER HIGHS

Points	15 vs. Nicholls State (11/11/16)
Rebounds	2 (2x) last vs. Dartmouth (12/3/16)
Assists	4 vs. Dartmouth (12/3/16)
Blocks	1 vs. Hartford (12/9/16)
Steals	
Field Goals Made	5 (2x) last vs. Dartmouth (12/3/16)
3-Pointers Made	4 vs. Nicholls State (11/11/16)
Free Throws Made	1 (3x) last vs. Hartford (12/9/16)
Free Throw Attempts	2 (2x) last vs. Hartford (12/9/16)
Minutes	31 vs. Nicholls State (11/11/16)

# #5 GARLAND OWENS · SR · FORWARD · 6-5 · 222 · GAITHERSBURG, MD. · MAGRUDER



2016-17: Had season highs with eight points and eight rebounds vs. Harvard (12/7).

2015-16: One of two players to appear in all 32 games ... had 11 points and six boards at NC State (3/2) ... posted nine points and a career-high 11 rebounds vs. Virginia Tech (2/23) ... had 13 points and five boards at Wake Forest (2/21) ... notched nine points and three rebounds vs. North Carolina (2/9) ... tallied 14 points, six rebounds and three assists at North Carolina (1/30) ... recorded nine points and four rebounds against Wake Forest (3/7) ... had seven points and five rebounds in first start of the season at Florida State (2/18) ... scored a season-high nine points (all in first half) vs. Pittsburgh (1/6).

NOTES: Spent a postgrad year at Massanutten Military Academy in Virginia after graduating from Magruder ... named the Montgomery County Sentinel Player of the Year as a senior ... also earned All-Sentinel first-team and all-league first-team honors from the Washington Post ... an honorable mention all-metropolitan selection by the Washington Post ... played in the 39th annual Capital Classic all-star game ... led Magruder to the 4A state title as a senior ... all-time leading rebounder for the Colonels.

## GAME-BY-GAME

Opponent	Start	FG-FGA	3PT-ATT	FT-FTA	O-D-Total Rebs.	PF	TP	A	TO	BLK	STL	MINS
Nicholls State		1-2	0-0	2-2	0-1-1	5	4	2	1	2	0	23
Maryland Eastern Shore		1-2	0-1	0-0	1-2-3	3	2	3	0	1	0	12
Stony Brook		0-1	0-0	1-4	0-1-1	0	1	0	0	1	0	18
Towson		0-1	0-1	2-2	1-2-3	2	2	1	1	0	0	10
vs. Kansas State		1-2	1-1	0-0	1-2-3	3	3	2	1	0	0	13
vs. Richmond		1-4	0-1	0-0	1-1-2	0	2	0	0	0	0	18
Dartmouth		0-0	0-0	0-0	0-0-0	0	0	0	0	0	0	1
Harvard		3-7	2-3	0-0	3-5-8	2	8	2	1	0	1	16
Hartford		2-5	0-0	0-0	1-3-4	0	4	3	0	0	0	12
vs. Auburn		0-0	0-0	0-0	0-2-2	3	0	0	1	0	0	10
Sacred Heart		1-2	0-1	0-1	2-3-5	1	2	1	0	0	0	11
vs. Fairfield		1-2	0-0	1-2	0-1-1	2	3	1	1	0	0	11
Providence												
Syracuse												
at Wake Forest												
at Duke												
NC State												
at Syracuse												
Virginia												
North Carolina												
at Miami												
at Virginia Tech												
Wake Forest												
Louisville												
Pittsburgh												
at Georgia Tech												
Notre Dame												
at Florida State												
Virginia Tech												
at Notre Dame												
at Clemson												

## CAREER STATS

Overall	YR	GP-ST	MIN	FGM-FGA	PCT	3FG-FGA	PCT	FTM-FTA	PCT	REB-AVG	PF-D	PTS	AVG	A	TO	B	S
13-14	FR	30-4	15.3	42-82	.512	14-36	.389	12-23	.522	53-1.8	62-2	110	3.7	13	12	4	7
14-15	SO	32-2	16.5	47-92	.511	3-13	.231	13-21	.619	63-2.0	53-0	110	3.4	17	25	5	6
15-16	JR	32-23	21.9	58-131	.443	7-26	.269	30-46	.652	107-3.3	91-4	153	4.8	41	40	9	15
16-17	SR	12-0	12.9	11-28	.393	3-8	.375	6-11	.545	33-2.8	21-1	31	2.6	15	6	4	1
<b>CAREER</b>		<b>106-29</b>	<b>17.4</b>	<b>158-333</b>	<b>.474</b>	<b>27-83</b>	<b>.325</b>	<b>61-101</b>	<b>.604</b>	<b>256-2.4</b>	<b>124-7</b>	<b>404</b>	<b>3.8</b>	<b>86</b>	<b>82</b>	<b>22</b>	<b>29</b>

## CAREER HIGHS

Points	16 vs. Maryland (12/12/13)
Rebounds	11 vs. Virginia Tech (2/23/16)
Assists	4 (2x) last vs. Fordham (12/22/15)
Blocks	2 (5x) last vs. Nicholls State (11/11/16)
Steals	3 vs. Virginia Tech (2/23/16)
Field Goals Made	6 vs. Maryland (12/12/13)
3-Pointers Made	4 vs. Maryland (12/12/13)
Free Throws Made	6 at Virginia (2/3/16)
Free Throw Attempts	8 at Virginia (2/3/16)
Minutes	36 vs. Virginia Tech (2/23/16)



# #10 ERVINS MEZNIKVS · SO · FORWARD · 6-7 · 230 · RIGA, LATVIA · RIGAS TEIKAS



**2015-16:** One of two players to appear in all 32 games ... had nine points vs. North Carolina (2/9) ... scored 10 points vs. UNH (12/30) and Delaware (12/19) ... had eight points vs. UC Irvine (11/27) ... scored 12 points off the bench vs. Harvard (11/22), going 3-for-5 from beyond the arc.

**NOTES:** Played for the Latvia U20 National Team that finished fifth at the 2015 European Championship ... averaged 8.3 points and 3.7 rebounds in 10 games, and had seven games of double figure scoring ... played for Latvia at the 2013 and 2014 U18 European Championship ... averaged 11.7 points and 5.7 rebounds in nine games in 2014 ... team placed fourth in the 2013 tournament ... also played for the U16 team in 2012, averaging 14.5 points and 4.3 rebounds.

## GAME-BY-GAME

Opponent	Start	FG-FGA	3PT-ATT	FT-FTA	O-D-Total Rebs.	PF	TP	A	TO	BLK	STL	MINS
Nicholls State		0-0	0-0	0-0	0-0-0	1	0	0	0	0	0	2
Maryland Eastern Shore												
Stony Brook												
Towson												
vs. Kansas State												
vs. Richmond		0-1	0-0	0-0	0-0-0	0	0	0	2	0	0	3
Dartmouth		0-2	0-2	0-0	0-0-0	2	0	0	1	0	0	3
Harvard												
Hartford												
vs. Auburn												
Sacred Heart												
vs. Fairfield												
Providence												
Syracuse												
at Wake Forest												
at Duke												
NC State												
at Syracuse												
Virginia												
North Carolina												
at Miami												
at Virginia Tech												
Wake Forest												
Louisville												
Pittsburgh												
at Georgia Tech												
Notre Dame												
at Florida State												
Virginia Tech												
at Notre Dame												
at Clemson												

## CAREER STATS

Overall	YR	GP-ST	MIN	FGM-FGA	PCT	3FG-FGA	PCT	FTM-FTA	PCT	REB-AVG	PF-D	PTS	AVG	A	TO	B	S
15-16	FR	32-10	19.0	38-114	.333	25-82	.305	12-22	.545	64-2.0	61-2	113	3.5	31	23	3	16
16-17	SO	3-0	2.7	0-3	.000	0-2	.000	0-0	.000	0-0-0	3-0	0	0.0	0	3	0	0
<b>CAREER</b>		<b>35-10</b>	<b>17.6</b>	<b>38-117</b>	<b>.325</b>	<b>25-84</b>	<b>.298</b>	<b>12-22</b>	<b>.545</b>	<b>64-1.8</b>	<b>62-2</b>	<b>113</b>	<b>3.2</b>	<b>31</b>	<b>25</b>	<b>3</b>	<b>16</b>

## CAREER HIGHS

Points	12 vs. Harvard (11/22/15)
Rebounds	8 vs. UMass Lowell (12/6/15)
Assists	5 vs. Syracuse (2/14/16)
Blocks	2 at Wake Forest (2/21/16)
Steals	3 vs. Florida State (3/8/16)
Field Goals Made	5 vs. Delaware (12/19/15)
3-Pointers Made	3 vs. Harvard (11/22/15)
Free Throws Made	3 (2x) last vs. North Carolina (2/9/16)
Free Throw Attempts	4 vs. Michigan State (11/26/15)
Minutes	33 at Providence (12/9/15)

# #11 A.J. TURNER · SO · FORWARD · 6-7 · 188 · MT. CLEMENS, MICH. · NEW HAMPTON SCHOOL (N.H.)



**2016-17:** Had 10 points and four boards vs. Sacred Heart (12/18) ... tallied 13 points and four assists vs. Auburn (12/12) ... posted 13 points and a career-high seven assists vs. Hartford (12/9) ... had 13 points and a career-high eight rebounds vs. Harvard (12/7) ... dished out career-high six assists vs. Dartmouth (12/3) ... had 10 points and seven rebounds vs. Richmond (11/26) ... scored 12 points vs. Stony Brook (11/20) ... recorded 13 points and four assists vs. Md. Eastern Shore (11/15) ... had 12 points, five rebounds and four assists vs. Nicholls State (11/11).

**2015-16:** Fourth on the team in scoring and rebounding ... also third on the team in steals and blocks.

**NOTES:** Ranked as the fourth-best recruit from Michigan by ESPN ... the first Rivals150 recruit that BC landed since Rakim Sanders in 2007 ... transferred to New Hampton after averaging 20 points and six assists as a junior at De La Salle in Warren, Michigan in 2012-13 ... earned first team all-state honors that year ... named All-NEPSAC as a senior after averaging 15 points, six rebounds and four assists per game at New Hampton ... served as team captain ... played with The Family AAU program ... participated in skills academies hosted by LeBron James and Kevin Durant.

## GAME-BY-GAME

Opponent	Start	FG-FGA	3PT-ATT	FT-FTA	O-D-Total Rebs.	PF	TP	A	TO	BLK	STL	MINS
Nicholls State	*	4-6	2-2	2-5	1-4-5	0	12	4	0	1	0	26
Maryland Eastern Shore	*	5-7	2-4	1-2	1-1-2	2	13	4	2	0	0	29
Stony Brook	*	4-6	2-3	2-2	0-4-4	1	12	4	2	1	0	30
Towson	*	0-2	0-1	0-0	0-1-1	2	0	3	0	0	0	23
vs. Kansas State	*	1-4	1-2	0-0	2-4-6	0	3	3	0	0	1	29
vs. Richmond	*	4-12	1-6	1-1	3-4-7	0	10	2	2	1	0	32
Dartmouth	*	2-6	1-2	2-2	0-3-3	0	7	6	1	0	0	29
Harvard	*	5-11	3-6	0-0	1-7-8	1	13	3	4	0	2	32
Hartford	*	5-9	2-5	1-2	0-3-3	2	13	7	1	0	2	38
vs. Auburn	*	5-10	2-5	1-3	1-3-4	1	13	4	4	0	0	35
Sacred Heart	*	3-7	2-4	2-2	1-3-4	4	10	3	1	0	0	32
vs. Fairfield	*	2-8	1-1	0-0	1-4-5	1	5	4	0	1	1	31
Providence												
Syracuse												
at Wake Forest												
at Duke												
NC State												
at Syracuse												
Virginia												
North Carolina												
at Miami												
at Virginia Tech												
Wake Forest												
Louisville												
Pittsburgh												
at Georgia Tech												
Notre Dame												
at Florida State												
Virginia Tech												
at Notre Dame												
at Clemson												

## CAREER STATS

Overall	YR	GP-ST	MIN	FGM-FGA	PCT	3FG-FGA	PCT	FTM-FTA	PCT	REB-AVG	PF-D	PTS	AVG	A	TO	B	S
15-16	FR	27-24	27.5	54-160	.338	25-96	.260	24-35	.686	97-3.6	39-0	157	5.8	42	20	10	25
16-17	SO	12-12	30.5	40-88	.455	19-41	.463	12-19	.632	52-4.3	14-0	111	9.3	47	17	4	6
<b>CAREER</b>		<b>39-36</b>	<b>28.4</b>	<b>94-248</b>	<b>.379</b>	<b>44-137</b>	<b>.321</b>	<b>36-54</b>	<b>.667</b>	<b>149-3.8</b>	<b>53-0</b>	<b>268</b>	<b>6.9</b>	<b>89</b>	<b>37</b>	<b>14</b>	<b>31</b>

## CAREER HIGHS

Points	15 vs. Penn State (12/2/15)
Rebounds	8 vs. Harvard (12/7/16)
Assists	7 vs. Hartford (12/9/16)
Blocks	2 (3x) last vs. Florida State (1/26/16)
Steals	4 vs. Clemson (3/5/16)
Field Goals Made	5 (4x) last vs. Hartford (12/9/16)
3-Pointers Made	3 (5x) last vs. Harvard (12/7/16)
Free Throws Made	6 vs. Penn State (12/2/15)
Free Throw Attempts	8 vs. Penn State (12/2/15)
Minutes	41 vs. New Hampshire (12/30/15)

**#12 JOHNCARLOS REYES · R-FR · F/C · 6-10 · 214 · LAWRENCEVILLE, GA. · SOUND DOCTRINE CHRISTIAN ACADEMY**

2015-16: Redshirted the season ... recorded a double-double with 11 points and 14 rebounds vs. UMass Lowell (12/6) in his first career start.

NOTES: Averaged 18.4 points, 8.7 rebounds and 3.8 blocks in his one season at Sound Doctrine ... averaged 20.3 points, 6.0 rebounds and 4.6 blocks in the previous year at Kingdom Christian Academy ... had a school record 124 blocks in his junior season ... recorded 13 blocks in a game as a freshman ... played for Game Elite and went 15-3 in the adidas Gauntlet this past summer.

**GAME-BY-GAME**

Opponent	Start	FG-FGA	3PT-ATT	FT-FTA	O-D-Total Rebs.	PF	TP	A	TO	BLK	STL	MINS
Nicholls State												
Maryland Eastern Shore		3-4	0-0	0-0	1-1-2	1	6	0	2	1	0	9
Stony Brook		1-3	0-0	0-0	0-1-1	2	2	1	0	0	0	8
Towson		0-0	0-0	0-0	0-0-0	1	0	0	0	0	0	3
vs. Kansas State		2-2	0-0	0-1	0-2-2	3	4	0	2	1	0	10
vs. Richmond		1-1	0-0	0-0	0-4-4	1	2	0	1	1	1	18
Dartmouth		2-2	0-0	0-0	1-3-4	1	4	2	0	2	0	16
Harvard		0-0	0-0	0-0	0-1-1	0	0	0	0	0	0	4
Hartford		0-1	0-0	0-0	0-2-2	1	0	0	0	1	0	5
vs. Auburn		0-0	0-0	0-0	0-0-0	0	0	0	0	0	0	1
Sacred Heart		0-2	0-0	0-0	0-1-1	1	0	0	0	1	0	4
vs. Fairfield		0-0	0-0	0-0	1-0-1	1	0	0	0	0	0	1
Providence												
Syracuse												
at Wake Forest												
at Duke												
NC State												
at Syracuse												
Virginia												
North Carolina												
at Miami												
at Virginia Tech												
Wake Forest												
Louisville												
Pittsburgh												
at Georgia Tech												
Notre Dame												
at Florida State												
Virginia Tech												
at Notre Dame												
at Clemson												

**CAREER STATS**

Overall	YR	GP-ST	MIN	FGM-FGA	PCT	3FG-FGA	PCT	FTM-FTA	PCT	REB-AVG	PF-D	PTS	AVG	A	TO	B	S
15-16	FR	7-1	8.4	7-12	.583	0-0	.000	1-4	.250	24-3.4	6-0	15	2.1	2	4	3	3
16-17	R-FR	11-0	7.2	9-15	.600	0-0	.000	0-1	.000	18-1.6	12-0	18	1.6	3	5	7	1
<b>CAREER</b>		<b>18-1</b>	<b>7.7</b>	<b>16-27</b>	<b>.593</b>	<b>0-0</b>	<b>.000</b>	<b>1-5</b>	<b>.200</b>	<b>42-2.3</b>	<b>18-0</b>	<b>33</b>	<b>1.8</b>	<b>5</b>	<b>9</b>	<b>10</b>	<b>4</b>

**CAREER HIGHS**

Points	11 vs. UMass Lowell (12/6/15)
Rebounds	14 vs. UMass Lowell (12/6/15)
Assists	2 vs. Dartmouth (12/3/16)
Blocks	2 (2x) last vs. Dartmouth (12/3/16)
Steals	2 vs. UMass Lowell (12/6/15)
Field Goals Made	5 vs. UMass Lowell (12/6/15)
Free Throws Made	1 vs. UMass Lowell (12/6/15)
Free Throw Attempts	2 (2x) last vs. UMass Lowell (12/6/15)
Minutes	26 vs. UMass Lowell (12/6/15)

# #14 ASER GHEBREMICHAEL · SO · FORWARD · 6-8 · 195 · SOMERVILLE, MASS. · BROOKS SCHOOL



**2015-16:** Appeared in two games hit a 3-pointer in his collegiate debut against Central Connecticut (11/19) ... had a rebound against Maine (12/13).

**NOTES:** Played four years on the varsity team at Brooks School ... led the team to the NEPSAC Class B championship game as a junior and a senior ... team went 15-0 in the league as a senior ... team also advanced to the semifinals of the conference tournament as a freshman and sophomore.

## GAME-BY-GAME

Opponent	Start	FG-FGA	3PT-ATT	FT-FTA	O-D-Total Rebs.	PF	TP	A	TO	BLK	STL	MINS
Nicholls State												
Maryland Eastern Shore												
Stony Brook												
Towson												
vs. Kansas State												
vs. Richmond/Maryland												
Dartmouth												
Harvard												
Hartford												
vs. Auburn												
Sacred Heart												
vs. Fairfield												
Providence												
Syracuse												
at Wake Forest												
at Duke												
NC State												
at Syracuse												
Virginia												
North Carolina												
at Miami												
at Virginia Tech												
Wake Forest												
Louisville												
Pittsburgh												
at Georgia Tech												
Notre Dame												
at Florida State												
Virginia Tech												
at Notre Dame												
at Clemson												

## CAREER STATS

Overall	YR	GP-ST	MIN	FGM-FGA	PCT	3FG-FGA	PCT	FTM-FTA	PCT	REB-AVG	PF-D	PTS	AVG	A	TO	B	S
15-16	FR	2-0	3.5	1-1	1.000	1-1	1.000	0-0	.000	1-0.5	2-0	3	1.5	0	0	0	0
<b>CAREER</b>		<b>2-0</b>	<b>3.5</b>	<b>1-1</b>	<b>1.000</b>	<b>1-1</b>	<b>1.000</b>	<b>0-0</b>	<b>.000</b>	<b>1-0.5</b>	<b>2-0</b>	<b>3</b>	<b>1.5</b>	<b>0</b>	<b>0</b>	<b>0</b>	<b>0</b>

## CAREER HIGHS

Points	3 vs. Central Connecticut (11/19/15)
Rebounds	1 vs. Maine (12/13/15)
Field Goals Made	1 vs. Central Connecticut (11/19/15)
3-Pointers Made	1 vs. Central Connecticut (11/19/15)
Minutes	4 vs. Central Connecticut (11/19/15)

# #15 MD JEFFERS · GR · FORWARD · 6-9 · 240 · WASHINGTON, D.C. · CALVIN COOLIDGE



2016-17: Had 10 points and eight boards vs. Stony Brook (11/20) ... grabbed a career-high 13 rebounds vs. Md. Eastern Shore (11/15).

**AT DELAWARE:** Two-year starter who appeared in 76 games and made 44 starts ... played in 29 games with 16 starts last season ... averaged 5.2 points and ranked third on the team with 4.8 rebounds per game ... led the team with 32 blocks which ranked sixth in the CAA ... played in 29 games and made 28 starts in 2014-15 ... averaged 6.8 points and 4.8 rebounds per game while shooting a team-best 57 percent from the field ... ranked ninth in the CAA in blocks (28) ... appeared in 18 games as a redshirt freshman in 2013-14 as Delaware won the CAA and advanced to the NCAA Tournament.

**NOTES:** Played his first two seasons at Woodrow Wilson and finished his career at Calvin Coolidge ... selected to the District All-Star Team as a senior after leading the Colts to a 30-10 record and the DCIAA championship ... recorded a triple-double with 20 points, 21 rebounds and 10 blocks against Theodore Roosevelt ... averaged eight points, 10 rebounds and five blocks as a junior, and led Calvin Coolidge to the DCIAA semifinals.

## GAME-BY-GAME

Opponent	Start	FG-FGA	3PT-ATT	FT-FTA	O-D-Total Rebs.	PF	TP	A	TO	BLK	STL	MINS
Nicholls State	*	3-6	0-0	0-1	1-5-6	3	6	0	1	0	0	26
Maryland Eastern Shore	*	2-5	0-0	1-2	4-9-13	4	5	1	0	0	1	18
Stony Brook	*	4-8	0-0	2-5	3-5-8	4	10	1	2	0	0	18
Towson	*	1-4	0-0	2-2	1-5-6	4	4	0	4	1	0	27
vs. Kansas State	*	1-4	0-0	1-2	2-5-7	4	3	1	2	1	0	22
vs. Richmond	*	0-1	0-0	0-2	0-2-2	3	0	0	2	0	0	11
Dartmouth	*	4-5	0-0	0-0	0-1-1	3	8	0	1	0	0	17
Harvard	*	2-4	0-0	0-0	2-4-6	0	4	0	1	3	0	32
Hartford	*	3-5	0-0	2-3	4-4-8	2	8	1	3	0	0	22
vs. Auburn	*	2-5	0-0	2-2	3-4-7	3	6	1	1	1	0	26
Sacred Heart	*	2-5	0-0	1-2	1-4-5	2	5	1	2	0	0	18
vs. Fairfield	*	1-3	0-0	3-5	1-2-3	3	5	0	0	0	0	16
Providence												
Syracuse												
at Wake Forest												
at Duke												
NC State												
at Syracuse												
Virginia												
North Carolina												
at Miami												
at Virginia Tech												
Wake Forest												
Louisville												
Pittsburgh												
at Georgia Tech												
Notre Dame												
at Florida State												
Virginia Tech												
at Notre Dame												
at Clemson												

## CAREER STATS

Overall	YR	GP-ST	MIN	FGM-FGA	PCT	3FG-FGA	PCT	FTM-FTA	PCT	REB-AVG	PF-D	PTS	AVG	A	TO	B	S
12-13	FR	0-0	-	-	-	-	-	-	-	-	-	-	-	-	-	-	-
13-14	SO	18-0	4.7	5-8	.625	0-0	.000	3-5	.600	13-0.7	-	13	0.7	0	0	3	0
14-15	JR	30-29	23.5	85-149	.570	0-0	.000	35-59	.593	145-4.8	-	205	6.8	28	49	28	10
15-16	SR	29-16	22.8	47-117	.402	0-0	.000	56-100	.560	140-4.8	-	150	5.2	15	58	32	7
16-17	GR	12-12	21.1	25-55	.455	0-0	.000	14-26	.538	72-6.0	35-0	64	5.3	6	19	6	1
<b>CAREER</b>		<b>89-57</b>	<b>19.1</b>	<b>162-329</b>	<b>.492</b>	<b>0-0</b>	<b>.000</b>	<b>108-190</b>	<b>.568</b>	<b>370-4.2</b>	<b>35-0</b>	<b>432</b>	<b>4.9</b>	<b>49</b>	<b>126</b>	<b>69</b>	<b>18</b>

## CAREER HIGHS

Points	20 at Northeastern (2/7/15)
Rebounds	13 vs. Maryland Eastern Shore (11/15/16)
Assists	3 vs. St. Bonaventure (12/30/14)
Blocks	6 at Towson (1/30/16)
Steals	2 vs. USF (12/3/15)
Field Goals Made	9 at Northeastern (2/7/15)
Free Throws Made	9 vs. USF (12/3/15)
Free Throw Attempts	11 vs. USF (12/3/15)
Minutes	36 (4x)

**#20 GORDON GEHAN · SO · GUARD/FORWARD · 6-5 · 220 · DALLAS, TEXAS · EPISCOPAL SCHOOL OF DALLAS**

**2015-16:** Appeared in six games, including three ACC contests ... had two points and a rebound in games against Clemson (3/2) and Maine (12/13) ... made collegiate debut against St. Francis Brooklyn (11/14).

**NOTES:** Named all-state as a junior and senior ... also named to the all-conference team three times ... served as team captain as a senior, averaging 24.2 points, 9.3 rebounds and 4.5 assists ... scored a school-record 42 points in a game ... also played for Team Texas TD.

**GAME-BY-GAME**

Opponent	Start	FG-FGA	3PT-ATT	FT-FTA	O-D-Total Rebs.	PF	TP	A	TO	BLK	STL	MINS
Nicholls State												
Maryland Eastern Shore												
Stony Brook												
Towson		0-0	0-0	0-0	0-0-0	0	0	0	0	0	0	0+
vs. Kansas State												
vs. Richmond												
Dartmouth		0-2	0-1	0-0	0-0-0	0	0	0	0	0	0	2
Harvard												
Hartford												
vs. Auburn												
Sacred Heart												
vs. Fairfield												
Providence												
Syracuse												
at Wake Forest												
at Duke												
NC State												
at Syracuse												
Virginia												
North Carolina												
at Miami												
at Virginia Tech												
Wake Forest												
Louisville												
Pittsburgh												
at Georgia Tech												
Notre Dame												
at Florida State												
Virginia Tech												
at Notre Dame												
at Clemson												

**CAREER STATS**

Overall	YR	GP-ST	MIN	FGM-FGA	PCT	3FG-FGA	PCT	FTM-FTA	PCT	REB-AVG	PF-D	PTS	AVG	A	TO	B	S
15-16	FR	6-0	2.2	2-3	.667	0-0	.000	0-0	.000	2-0.3	0-0	4	0.7	0	0	0	0
16-17	SO	2-0	2.0	0-2	.000	0-1	.000	0-0	.000	0-0.0	0-0	0	0.0	0	0	0	0
<b>CAREER</b>		<b>8-0</b>	<b>1.9</b>	<b>2-5</b>	<b>.400</b>	<b>0-1</b>	<b>.000</b>	<b>0-0</b>	<b>.000</b>	<b>2-0.3</b>	<b>0-0</b>	<b>4</b>	<b>0.5</b>	<b>0</b>	<b>0</b>	<b>0</b>	<b>0</b>

**CAREER HIGHS**

Points	2 (2x) last vs. Clemson (3/2/16)
Rebounds	1 (2x) last vs. Clemson (3/2/16)
Field Goals Made	1 (2x) last vs. Clemson (3/2/16)
Minutes	4 vs. Central Connecticut (11/19/15)

**#21 NIK POPVIC · FR · FORWARD · 6-11 · 243 · BANJA LUKA, BOSNIA AND HERZEGOVINA · THE SAGEMONT SCHOOL (FLA.)**

2016-17: Tipped in the game-winner with 0.2 seconds left vs. Auburn (12/12), and finished with eight points and five rebounds ... tallied 13 points and five rebounds in 13 minutes vs. Stony Brook (11/20), going 6-for-7 from the field.

NOTES: All-County First Team selection by the Sun-Sentinel after averaging 8.0 points, 7.0 rebounds and 3.0 blocks per game as a senior ... played for the U18 Serbian National Team at the 2015 European Championship ... played in six of seven games for the U17 team that won the bronze medal at the 2014 FIBA World Championships ... member of the Red Star junior team.

**GAME-BY-GAME**

Opponent	Start	FG-FGA	3PT-ATT	FT-FTA	O-D-Total Rebs.	PF	TP	A	TO	BLK	STL	MINS
Nicholls State		2-5	0-0	2-5	1-3-4	1	6	2	2	0	0	13
Maryland Eastern Shore		2-7	0-0	0-0	2-2-4	0	4	0	2	0	0	14
Stony Brook		6-7	1-1	0-0	2-3-5	4	13	0	1	2	0	13
Towson		3-3	1-1	0-0	1-1-2	4	7	0	1	0	0	14
vs. Kansas State		0-2	0-1	0-0	1-0-1	2	0	0	2	0	0	8
vs. Richmond												
Dartmouth												
Harvard												
Hartford		1-3	0-0	3-4	1-1-2	0	5	0	0	1	0	8
vs. Auburn		4-5	0-1	0-0	1-4-5	1	8	1	1	1	0	13
Sacred Heart		2-5	0-2	3-8	1-4-5	4	7	2	1	1	0	16
vs. Fairfield		2-6	0-0	2-2	2-4-6	4	6	0	2	0	1	19
Providence												
Syracuse												
at Wake Forest												
at Duke												
NC State												
at Syracuse												
Virginia												
North Carolina												
at Miami												
at Virginia Tech												
Wake Forest												
Louisville												
Pittsburgh												
at Georgia Tech												
Notre Dame												
at Florida State												
Virginia Tech												
at Notre Dame												
at Clemson												


**CAREER STATS**

Overall	YR	GP-ST	MIN	FGM-FGA	PCT	3FG-FGA	PCT	FTM-FTA	PCT	REB-AVG	PF-D	PTS	AVG	A	TO	B	S
16-17	FR	9-0	13.1	22-43	.512	2-6	.333	10-19	.526	34-3.8	20-0	56	6.2	5	12	5	1
CAREER		9-0	13.1	22-43	.512	2-6	.333	10-19	.526	34-3.8	20-0	56	6.2	5	12	5	1

**CAREER HIGHS**

Points	13 vs. Stony Brook (11/20/16)
Rebounds	6 vs. Fairfield (12/21/16)
Assists	2 (2x) last vs. Sacred Heart (12/18/16)
Blocks	2 vs. Stony Brook (11/20/16)
Steals	1 vs. Fairfield (12/21/16)
Field Goals Made	6 vs. Stony Brook (11/20/16)
3-Pointers Made	1 (2x) last vs. Towson (11/22/16)
Free Throws Made	3 (2x) last vs. Sacred Heart (12/18/16)
Free Throw Attempts	8 vs. Sacred Heart (12/18/16)
Minutes	19 vs. Fairfield (12/21/16)

# #22 MATT DILUCCIO · FR · GUARD · 5-11 · 180 · ROCKVILLE CENTRE, N.Y. · SOUTH SIDE



NOTES: Starting point guard for South Side which won three-straight conference titles ... was an all-county player and served as team captain ... also starred in soccer as a four-year varsity player ... earned all-county honors and served twice as team captain ... led team to the county championship.

## GAME-BY-GAME

Opponent	Start	FG-FGA	3PT-ATT	FT-FTA	O-D-Total Rebs.	PF	TP	A	TO	BLK	STL	MINS
Nicholls State												
Maryland Eastern Shore												
Stony Brook												
Towson												
vs. Kansas State												
vs. Richmond												
Dartmouth												
Harvard												
Hartford												
vs. Auburn												
Sacred Heart												
vs. Fairfield												
Providence												
Syracuse												
at Wake Forest												
at Duke												
NC State												
at Syracuse												
Virginia												
North Carolina												
at Miami												
at Virginia Tech												
Wake Forest												
Louisville												
Pittsburgh												
at Georgia Tech												
Notre Dame												
at Florida State												
Virginia Tech												
at Notre Dame												
at Clemson												

## CAREER STATS

Overall	YR	GP-ST	MIN	FGM-FGA	PCT	3FG-FGA	PCT	FTM-FTA	PCT	REB-AVG	PF-D	PTS	AVG	A	TO	B	S
16-17	FR																

## CAREER

## CAREER HIGHS

Points	
Rebounds	
Assists	
Blocks	
Steals	
Field Goals Made	
3-Pointers Made	
Free Throws Made	
Free Throw Attempts	
Minutes	



**#23 MIKE SAGAY · FR · FORWARD · 6-7 · 200 · BLOOMFIELD, CONN. · ST. THOMAS MORE SCHOOL**



NOTES: Ranked as the fifth-best prospect in Connecticut and the 14th-best prospect in New England by New England Recruiting Report ... named All-NEPSAC Second Team as a junior at Watkinson School ... played AAU for Game Elite.

**GAME-BY-GAME**

Opponent	Start	FG-FGA	3PT-ATT	FT-FTA	O-D-Total Rebs.	PF	TP	A	TO	BLK	STL	MINS
Nicholls State												
Maryland Eastern Shore		1-1	0-0	0-0	0-0-0	0	2	0	0	0	0	1
Stony Brook		1-2	1-1	3-4	1-1-2	2	6	0	0	0	0	4
Towson												
vs. Kansas State		0-0	0-0	0-0	0-0-0	0	0	0	0	0	0	1
vs. Richmond												
Dartmouth		2-6	1-2	0-2	0-1-1	2	5	0	2	0	1	15
Harvard												
Hartford												
vs. Auburn												
Sacred Heart												
vs. Fairfield												
Providence												
Syracuse												
at Wake Forest												
at Duke												
NC State												
at Syracuse												
Virginia												
North Carolina												
at Miami												
at Virginia Tech												
Wake Forest												
Louisville												
Pittsburgh												
at Georgia Tech												
Notre Dame												
at Florida State												
Virginia Tech												
at Notre Dame												
at Clemson												


**CAREER STATS**

Overall	YR	GP-ST	MIN	FGM-FGA	PCT	3FG-FGA	PCT	FTM-FTA	PCT	REB-AVG	PF-D	PTS	AVG	A	TO	B	S
16-17	FR	4-0	5.3	4-9	.444	2-3	.667	3-6	.500	3-0.8	4-0	13	3.3	0	2	0	1
<b>CAREER</b>		<b>4-0</b>	<b>5.3</b>	<b>4-9</b>	<b>.444</b>	<b>2-3</b>	<b>.667</b>	<b>3-6</b>	<b>.500</b>	<b>3-0.8</b>	<b>4-0</b>	<b>13</b>	<b>3.3</b>	<b>0</b>	<b>2</b>	<b>0</b>	<b>1</b>

**CAREER HIGHS**

Points	6 vs. Stony Brook (11/20/16)
Rebounds	2 vs. Stony Brook (11/20/16)
Assists	
Blocks	
Steals	1 vs. Dartmouth (12/3/16)
Field Goals Made	2 vs. Dartmouth (12/3/16)
3-Pointers Made	1 (2x) last vs. Dartmouth (12/3/16)
Free Throws Made	3 vs. Stony Brook (11/20/16)
Free Throw Attempts	4 vs. Stony Brook (11/20/16)
Minutes	15 vs. Dartmouth (12/3/16)

# #25 JORDAN CHATMAN · SO · GUARD · 6-5 · 198 · VANCOUVER, WASH. · UNION



2016-17: Scored 12 points vs. Dartmouth (12/3) and had 10 vs. Towson (11/22).

**AT BYU:** Redshirted the 2014-15 season ... played in 36 of 37 games last season ... scored a season-high 13 points against Portland (2/25), going 4-for-7 from the field and 3-for-5 from long range ... sank three 3-pointers and scored 11 points at San Francisco (2/11) ... recorded eight points at Saint Mary's (12/31) and had a season-high seven rebounds vs. Loyola Marymount (1/28).

**NOTES:** Averaged 20.7 points, 6.3 rebounds, 2.7 assists and 1.9 steals as a senior ... Union finished third in the 4A state tournament that year ... named Gatorade Washington Boys Basketball Player of the Year as a senior and was the MVP of the state tournament ... averaged 20 points a game as a junior and earned All-Greater St. Helens League honors ... ranked No.2 in his class in the state of Washington.

## GAME-BY-GAME

Opponent	Start	FG-FGA	3PT-ATT	FT-FTA	O-D-Total Rebs.	PF	TP	A	TO	BLK	STL	MINS
Nicholls State		3-5	2-4	0-0	0-2-2	1	8	0	1	1	1	23
Maryland Eastern Shore		2-6	1-3	1-2	0-2-2	1	6	2	0	0	0	16
Stony Brook		1-2	1-1	4-4	0-4-4	0	7	0	3	0	0	20
Towson		3-8	2-5	2-2	0-1-1	0	10	2	3	1	0	24
vs. Kansas State		1-3	1-2	0-0	0-0-0	4	3	2	0	0	0	15
vs. Richmond		0-5	0-3	0-0	1-3-4	1	0	0	1	0	0	13
Dartmouth		4-7	2-3	2-2	0-2-2	2	12	1	0	0	1	22
Harvard		2-5	2-5	0-0	1-0-1	4	6	2	2	0	0	23
Hartford		2-8	2-4	2-2	1-0-1	0	8	0	2	0	0	22
vs. Auburn		1-8	1-5	0-0	0-3-3	3	3	2	3	1	1	17
Sacred Heart		3-5	2-3	0-1	0-2-2	1	8	0	0	0	0	19
vs. Fairfield		2-4	0-2	0-0	0-3-3	1	4	1	3	1	2	26
Providence												
Syracuse												
at Wake Forest												
at Duke												
NC State												
at Syracuse												
Virginia												
North Carolina												
at Miami												
at Virginia Tech												
Wake Forest												
Louisville												
Pittsburgh												
at Georgia Tech												
Notre Dame												
at Florida State												
Virginia Tech												
at Notre Dame												
at Clemson												

## CAREER STATS

Overall	YR	GP-ST	MIN	FGM-FGA	PCT	3FG-FGA	PCT	FTM-FTA	PCT	REB-AVG	PF-D	PTS	AVG	A	TO	B	S
14-15	FR	-	-	-	-	-	-	-	-	-	-	-	-	-	-	-	-
15-16	R-FR	36-0	10.0	35-92	.380	18-53	.340	7-10	.700	35-1.0	36	95	2.6	27	20	5	4
16-17	SO	12-0	20.0	24-66	.364	16-40	.400	11-13	.846	25-2.1	18-0	75	6.3	12	18	4	5
CAREER		48-0	12.5	59-158	.373	34-93	.366	18-23	.783	70-1.5	54-0	170	3.6	39	38	9	9

## CAREER HIGHS

Points	13 vs. Portland (02/25/16)
Rebounds	7 Loyola Marymount (01/28/16)
Assists	4 vs. San Diego (02/20/16)
Blocks	2 vs. Pepperdine (01/30/16)
Steals	2 vs. Fairfield (12/21/16)
Field Goals Made	4 (2x) last vs. Dartmouth (12/3/16)
3-Pointers Made	3 (2x) last vs. Portland (02/25/16)
Free Throws Made	4 vs. Stony Brook (11/20/16)
Free Throw Attempts	4 vs. Stony Brook (11/20/16)
Minutes	26 vs. Portland (02/25/16)

# OVERALL STATISTICS

RECORD:	OVERALL	HOME	AWAY	NEUTRAL
ALL GAMES	6-6	5-3	0-0	1-3
CONFERENCE	0-0	0-0	0-0	0-0
NON-CONFERENCE	6-6	5-3	0-0	1-3

#	Player	gp-gs	min	avg	Total		3-Point		F-Throw		Rebounds				pf	dq	a	to	blk	stl	pts	avg
					fg-fga	fg%	3fg-fga	3fg%	ft-fa	ft%	off	def	tot	avg								
01	Jerome Robinson	12-12	410	34.2	89-199	.447	23-63	.365	45-68	.662	10	53	63	5.3	32	0	34	35	9	26	246	20.5
00	Ky Bowman	12-9	244	20.3	40-83	.482	8-26	.308	31-43	.721	6	31	37	3.1	28	0	24	28	1	12	119	9.9
11	A.J. Turner	12-12	366	30.5	40-88	.455	19-41	.463	12-19	.632	11	41	52	4.3	14	0	47	17	4	6	111	9.3
02	Connar Tava	12-12	298	24.8	26-53	.491	0-4	.000	32-48	.667	25	44	69	5.8	32	1	26	28	3	11	84	7.0
25	Jordan Chatman	12-0	240	20.0	24-66	.364	16-40	.400	11-13	.846	3	22	25	2.1	18	0	12	18	4	5	75	6.3
21	Nik Popovic	9-0	118	13.1	22-43	.512	2-6	.333	10-19	.526	12	22	34	3.8	20	0	5	12	5	1	56	6.2
15	Mo Jeffers	12-12	253	21.1	25-55	.455	0-0	.000	14-26	.538	22	50	72	6.0	35	0	6	19	6	1	64	5.3
03	Ty Graves	11-3	207	18.8	19-50	.380	12-33	.364	3-5	.600	0	10	10	0.9	15	0	18	18	2	0	53	4.8
23	Mike Sagay	4-0	21	5.3	4-9	.444	2-3	.667	3-6	.500	1	2	3	0.8	4	0	0	2	0	1	13	3.3
05	Garland Owens	12-0	155	12.9	11-28	.393	3-8	.375	6-11	.545	10	23	33	2.8	21	1	15	6	4	1	31	2.6
12	Johncarlos Reyes	11-0	79	7.2	9-15	.600	0-0	.000	0-1	.000	3	15	18	1.6	12	0	3	5	7	1	18	1.6
20	Gordon Gehan	2-0	2	1.0	0-2	.000	0-1	.000	0-0	.000	0	0	0	0.0	0	0	0	0	0	0	0	0.0
10	Ervins Meznieks	3-0	8	2.7	0-3	.000	0-2	.000	0-0	.000	0	0	0	0.0	3	0	0	3	0	0	0	0.0
Team											22	25	47				1					
Total.....		12	2401		309-694	.445	85-227	.374	167-259	.645	125	338	463	38.6	234	2	190	192	45	65	870	72.5
Opponents.....		12	2401		298-693	.430	79-262	.302	189-261	.724	104	312	416	34.7	232	-	176	170	50	98	864	72.0

TEAM STATISTICS	BC	OPP	Date	Opponent	Score	Att.
SCORING	870	864	11/11/16	NICHOLLS STATE	L 73-79	3122
Points per game	72.5	72.0	11/15/16	MD. EASTERN SHORE	w 73-57	2051
Scoring margin	+0.5	-	11/20/16	STONY BROOK	w 82-75	2108
FIELD GOALS-ATT	309-694	298-693	11/22/16	TOWSON	w 80-70	2163
Field goal pct	.445	.430	11/25/16	vs Kansas State	L 54-72	5024
3 POINT FG-ATT	85-227	79-262	11/26/16	vs Richmond	L 54-67	5011
3-point FG pct	.374	.302	12/3/16	DARTMOUTH	w 88-70	3188
3-pt FG made per game	7.1	6.6	12/7/16	HARVARD	L 66-74	3832
FREE THROWS-ATT	167-259	189-261	12/9/16	HARTFORD	L 63-65	2274
Free throw pct	.645	.724	12/12/16	vs Auburn	w 72-71	7558
F-Throws made per game	13.9	15.8	12/18/16	SACRED HEART	w 82-75	2320
REBOUNDS	463	416	12/21/16	vs Fairfield	L 83-89	3462
Rebounds per game	38.6	34.7				
Rebounding margin	+3.9	-				
ASSISTS	190	176				
Assists per game	15.8	14.7				
TURNOVERS	192	170				
Turnovers per game	16.0	14.2				
Turnover margin	-1.8	-				
Assist/turnover ratio	1.0	1.0				
STEALS	65	98				
Steals per game	5.4	8.2				
BLOCKS	45	50				
Blocks per game	3.8	4.2				
ATTENDANCE	21058	21055				
Home games-Avg/Game	8-2632	0-0				
Neutral site-Avg/Game	-	4-5264				

\* - Conference game

Score by Periods	1st	2nd	Totals
Boston College	435	435	870
Opponents	418	446	864