



2017 CAA Football

6 National Champions
23 National Semifinalists
27 National Award Winners

Postseason Week 1 Notes | CAAFootball.com | @CAAFootball | #CAAFB | YouTube.com/caafootball

Rob Washburn | CAA Associate Commissioner
804.525.1219 (o) | 804.229.4796 (c) | rwashburn@caasports.com

TEAMS	-----CONFERENCE-----				-----OVERALL-----				Home	Away	Neutral	Streak
	W-L	Pct.	PF	PA	W-L	Pct.	PF	PA				
James Madison	8-0	1.000	234	61	11-0	1.000	395	99	6-0	5-0	0-0	W11
Stony Brook	7-1	.875	214	165	9-2	.818	314	213	5-1	4-1	0-0	W5
Elon	6-2	.750	163	175	8-3	.727	229	270	4-1	4-2	0-0	L2
Delaware	5-3	.625	170	141	7-4	.636	233	185	5-1	2-3	0-0	L1
New Hampshire	5-3	.625	167	150	7-4	.636	260	230	5-0	2-4	0-0	L1
Richmond	4-4	.500	218	186	6-5	.545	340	272	3-2	3-3	0-0	W1
Towson	3-5	.375	149	186	5-6	.455	192	263	3-2	2-4	0-0	W2
Villanova	3-5	.375	121	126	5-6	.455	231	177	3-2	2-4	0-0	W1
Maine	3-5	.375	155	177	4-6	.400	246	233	3-2	1-4	0-0	L3
UAlbany	2-6	.250	120	150	4-7	.364	191	195	3-2	1-5	0-0	W1
Rhode Island	2-6	.250	157	236	3-8	.273	222	300	2-3	1-5	0-0	L1
William & Mary	0-8	.000	105	220	2-9	.182	165	263	1-4	1-5	0-0	L8

CAA FOOTBALL WEEK 12 AWARDS




Offensive Player of the Week

Bryan Schor | QB | James Madison
Schor accounted for 290 yards of total offense and all of JMU's offensive touchdowns as the top-ranked Dukes clinched the outright conference title with a 31-3 victory at No. 11 Elon. The senior quarterback rushed for a team-high 76 yards and three TD's on only nine carries and completed 22-of-29 passes for 214 yards. It was JMU's 10 straight road victory and 23rd consecutive win overall.




Defensive Player of the Week

Jeff Steeb | LB | Villanova
Steeb recorded a game-high 13 tackles (six solo), including 1.5 tackles for loss, and returned an interception 38 yards for a touchdown as Villanova knocked off rival Delaware, 28-7. The junior linebacker's interception gave the Wildcats a quick 14-0 lead midway through the first quarter. VU's defense turned in a dominant effort, keeping the Blue Hens off the scoreboard until the final minute of the game.



Special Teams Player of the Week

D'Angelo Amos | S | James Madison
Amos blocked a punt and returned it six yards for a touchdown in James Madison's 31-3 victory at Elon. It was his first career blocked kick and his first touchdown, which gave the Dukes a 24-0 advantage in the third quarter. The freshman safety also contributed two tackles on special teams.



Rookie of the Week

Ryan Stover | QB | Towson
Stover completed 18-of-31 passes for 218 yards and a career-high four touchdowns in Towson's 29-10 triumph over Rhode Island. It was the most TD passes by a Tigers' quarterback since 2012 as he connected for scores with four different receivers. Stover also added 36 yards rushing on only six carries.

FCS CHAMPIONSHIP SCHEDULE

Rankings: STATS/FCS Coaches

Saturday, Nov. 25

1 p.m.	22/25 Furman (7-4) at 15/17 Elon (8-3)	Rhodes Stadium (11,250) Elon, N.C.
TV: ESPN3 Series: Furman leads 11-7		
2 p.m.	Lehigh (5-6) at 10/11 Stony Brook (9-2)	LaValle Stadium (12,300) Stony Brook, N.Y.
TV: ESPN3 Series: Lehigh leads 1-0		
2 p.m.	rv/rv Central Connecticut State (8-3) at 21/20 New Hampshire (7-4)	Wildcat Stadium (11,015) Durham, N.H.
TV: ESPN3 Series: UNH leads 8-0		

Saturday, Dec. 2

2 p.m.	Lehigh/Stony Brook winner at 1/1 James Madison (11-0)	Bridgeforth Stadium (24,877) Harrisonburg, Va.
TV: ESPN3 Series: TBA		
2 p.m.	Furman/Elon winner at 8/9 Wofford (9-2)	Gibbs Stadium (13,000) Spartanburg, S.C.
TV: ESPN3 Series: TBA		
3 p.m.	Central Connecticut/New Hampshire winner at 3/3 Central Arkansas (10-1)	Estes Stadium (9,000) Conway, Ark.
TV: ESPN3 Series: TBA		

Communications Directory



CAA Football

caafotball.com | [@CAAFootball](https://twitter.com/CAAFootball) | facebook.com/CAAFootball | youtube.com/CAAFootball
 Contact: Rob Washburn, Associate Commissioner
rwashburn@caasports.com | (O) 804.525.1219 | (C) 804.229.4796



UAlbany

ualbanysports.com | [@UAlbanyFootball](https://twitter.com/UAlbanyFootball) | facebook.com/UAlbanySports | youtube.com/UAlbanySports
 Contact: Pete Iorizzo, Assistant Athletic Director
piorizzo@albany.edu | (O) 518.442.3359 | (C) 518.396.8598 | (Pressbox) 518.442.5895



Delaware

bluehens.com | [@DelawareFB](https://twitter.com/DelawareFB) | facebook.com/DelawareBlueHens | youtube.com/UDBlueHens
 Contact: Scott Selheimer, Assistant Athletics Director
selheim@udel.edu | (O) 302.831.8007 | (C) 302.562.5129 | (Pressbox) 302.831.6199



Elon

elonphoenix.com | [@ElonFB](https://twitter.com/ElonFB) | facebook.com/ElonPhoenix | youtube.com/ElonPhoenixAthletics
 Contact: Chris Rash, Associate Director
crash@elon.edu | (O) 336.278.6712 | (C) 336.263.4737 | (Pressbox) 336.278.6777



James Madison

jmusports.com | [@JMUFootball](https://twitter.com/JMUFootball) | facebook.com/JMUfootball | youtube.com/JMUFanatic
 Contact: Chris Brooks, Assistant Director
brooksccp@jmu.edu | (O) 540.568.3702 | (C) 540.271.2677 | (Pressbox) 540.568.6521



Maine

goblackbears.com | [@BlackBearsFB](https://twitter.com/BlackBearsFB) | facebook.com/UMBlackBears | youtube.com/UMBlackBears
 Contact: Tyson McHatten, Assistant Athletic Director
tyson.mchatten@maine.edu | (O) 207.581.3596 | (C) 207.992.7746 | (Pressbox) 207.581.1049



New Hampshire

unhwildcats.com | [@UNHWildcats](https://twitter.com/UNHWildcats) | facebook.com/UNHWildcats | youtube.com/UNHAthletics
 Contact: Mike Murphy, Associate Athletic Director
mike.murphy@unh.edu | (O) 603.862.3906 | (C) 603.969.0774 | (Pressbox) 603.862.2645



Rhode Island

gorhody.com | [@RhodyFootball](https://twitter.com/RhodyFootball) | facebook.com/RhodyFootball | youtube.com/rhodeislandrams
 Contact: Shane Donaldson, Coordinator
shane_donaldson@uri.edu | (O) 401.874.2409 | (C) 508.509.7299 | (Pressbox) 401.481.6648



Richmond

richmondspiders.com | [@SpiderFootball](https://twitter.com/SpiderFootball) | facebook.com/SpiderAthletics | youtube.com/richmondspiders
 Contact: Scott Day, Assistant Athletics Director
sday2@richmond.edu | (O) 804.287.6313 | (804) 263-6769 | (Pressbox) 804.289.1780



Stony Brook

stonybrookathletics.com | [@StonyBrookFB](https://twitter.com/StonyBrookFB) | facebook.com/StonyBrookFootball | youtube.com/stonybrookseawolves
 Contact: Brian Miller, Assistant Athletics Director
brian.j.miller@stonybrook.edu | (O) 631.632.4318 | (C) 631.609.0634 | (Pressbox) 631.632.4037



Towson

towsontigers.com | [@Towson_FB](https://twitter.com/Towson_FB) | facebook.com/TowsonFootball | youtube.com/TheTowsonTigers
 Contact: John Brush, Director
jbrush@towson.edu | (O) 410.704.4571 | (C) 270.293.0590 | (Pressbox) 410.704.3102



Villanova

villanova.com | [@NovaFootball](https://twitter.com/NovaFootball) | facebook.com/VUfootball | youtube.com/NovaAthletics
 Contact: Dean Kenefick, Associate Athletics Director
dean.kenefick@villanova.edu | (O) 610.519.6514 | (C) 610.308.4395 | (Pressbox) 610.519.5290



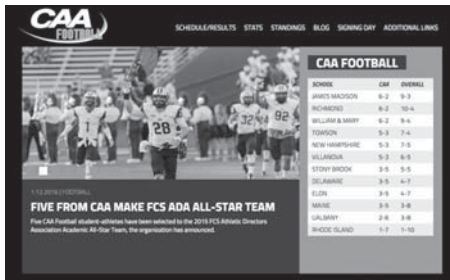
William & Mary

tribeathletics.com | [@WMTribeFootball](https://twitter.com/WMTribeFootball) | facebook.com/wmtribeathletics | youtube.com/TribeAthletics
 Contact: Pete Clawson, Senior Assistant Athletic Director
pmclaw@wm.edu | (O) 757.221.3369 | (C) 757.869.9323 | (Pressbox) 757.221.3414



CAAFootball.com

CAAFootball.com is the primary destination for league coverage, featuring scores, standings, stats, news updates and more. The website is also a destination for the latest video content.



CAA.tv

CAA.tv is the official digital network of CAA Football. Watch many live games and access full game replays throughout the regular season on any internet-connected desktop, mobile or tablet device.



CAA Football Social Media

Join the CAA Football conversation on social media with these sport-specific accounts by using #CAAFB



facebook.com/CAAFootball



@CAAFootball | #CAAFB



CAAFootball | #CAAFB



youtube.com/CAAFootball

“This Week in CAA Football”

Recap all of the prior week’s CAA Football action and look ahead to the following weekend by watching “This Week in CAA Football”, the league’s official weekly show. New shows will be posted on Wednesdays each week of the season on CAAFootball.com and youtube.com/CAAFootball.

CAA Football “Going Deep”

CAA Football’s award-winning “Going Deep” series brings documentary-style feature videos on inspiring stories from around the league. New features will be posted throughout the season on CAAFootball.com and youtube.com/CAAFootball.

CAA Football “Y.A.C.” Podcast

Listen each week as CAA Football experts and special guests break down and debate topics on the official Yards After Catch - or Y.A.C. - podcast. New episodes are available weekly at CAAFootball.com.

CAA Football Pressbox

Located on CAAFootball.com, the CAA Football Pressbox is the official source for all CAA Football information for members of the media. Check the CAA Football Pressbox each week for updated team-by-team weekly releases, two-deep charts, league and team stats, as well as other media-related materials. The information will be archived and remain available on the CAA Football Pressbox throughout the season.

CAA Football Weekly Coaches’ Media Teleconference

CAA Football coaches will hold a weekly media teleconference beginning Monday, Aug. 28, 2017. The calls will continue each Monday throughout the 2017 regular season and postseason. The scheduled calls will come to an end when the final CAA Football team completes its season in the 2017 NCAA Division I Football Championship. Coaches and a selected student-athlete will participate in the postseason calls while their teams are still alive in championship play.

The teleconference will open with the release of the CAA Football weekly awards. CAA Football coaches will be available to answer questions beginning at 10:10 a.m. (ET). The weekly lineup is listed below.

Media representatives wishing to participate in the teleconference should contact Rob Washburn at the CAA Football office (rwashburn@caasports.com) for the phone number and media password. Each teleconference will also be streamed live online at CAA.tv. Any media members or fans tweeting observations from the teleconference are encouraged to use the official CAA Football hashtag #CAAFB. Audio files from each of the weekly teleconferences will be archived on the CAA Football Pressbox on the same Monday afternoon.

- | | |
|---|--|
| 10:00 a.m. _____ CAA Football Update | 11:10 a.m. _____ Danny Rocco (Delaware) |
| 10:10 a.m. _____ Joe Harasymiak (Maine) | 11:20 a.m. _____ Curt Cignetti (Elon) |
| 10:20 a.m. _____ Sean McDonnell (New Hampshire) | 11:30 a.m. _____ Chuck Priore (Stony Brook) |
| 10:30 a.m. _____ Mike Houston (James Madison) | 11:40 a.m. _____ Russ Huesman (Richmond) |
| 10:40 a.m. _____ Greg Gattuso (UAlbany) | 11:50 a.m. _____ Jimmie Laycock (William & Mary) |
| 10:50 a.m. _____ Jim Fleming (Rhode Island) | 12:00 p.m. _____ Rob Ambrose (Towson) |
| 11:00 a.m. _____ Mark Ferrante (Villanova) | |

Weekly Awards

CAA Football names Offensive, Defensive, Rookie and Special Teams Players of the Week every Monday morning during the regular season. Winners are chosen from nominations provided by CAA Football media relations personnel and are announced at the beginning of the weekly teleconference. The weekly honors release can be accessed at CAAFootball.com.

Annual Awards

All-CAA Football First, Second and Third Teams, Players of the Year on offense, defense and special teams, Rookies of the Year on offense and defense, and Coach of the Year are selected by a vote of the league’s 12 head coaches at the end of the regular season. The awards will be announced by the CAA Football office on Tuesday, November 21.



CAA TEAMS IN FCS TOTAL OFFENSE

11. Richmond	452.7 ypg
24. James Madison	429.8 ypg

CAA TEAMS IN FCS RUSHING OFF.

19. James Madison	211.4 ypg
29. Delaware	192.5 ypg
39. Maine	174.2 ypg

CAA TEAMS IN FCS PASSING OFF.

4. Richmond	341.0 ypg
18. New Hampshire	269.3 ypg
36. Rhode Island	233.9 ypg

CAA TEAMS IN FCS SCORING OFF.

11. James Madison	35.9 ppg
29. Richmond	30.9 ppg
41. Stony Brook	28.5 ppg

CAA TEAMS IN FCS TOTAL DEFENSE

1. James Madison	228.2 ypg
10. UAlbany	282.1 ypg
14. Delaware	305.5 ypg
21. Stony Brook	316.9 ypg
30. William & Mary	332.0 ypg
34. Villanova	334.5 ypg
36. Maine	335.1 ypg

CAA TEAMS IN FCS RUSHING DEF.

4. Villanova	76.2 ypg
7. James Madison	82.5 ypg
12. Stony Brook	99.9 ypg
15. UAlbany	107.0 ypg
25. New Hampshire	120.5 ypg
29. Delaware	126.2 ypg
33. William & Mary	128.0 ypg
38. Maine	132.8 ypg

CAA TEAMS IN FCS PASSING DEF.

2. James Madison	145.6 ypg
21. UAlbany	175.1 ypg
22. Delaware	179.3 ypg
29. Towson	187.0 ypg
38. Richmond	197.7 ypg

CAA TEAMS IN FCS SCORING DEF.

1. James Madison	9.0 ppg
9. Villanova	16.1 ppg
12. Delaware	16.8 ppg
17. UAlbany	17.7 ppg
22. Stony Brook	19.4 ppg
31. New Hampshire	20.9 ppg

CAA TEAMS IN FCS TURNOVER MARGIN

9. Delaware	+1.0 tpg
9. James Madison	+1.0 tpg
19. Stony Brook	+0.73 tpg
28. Villanova	+0.55 tpg

CONFERENCE NOTES:

FOUR CAA TEAMS IN THE FCS PLAYOFFS: For the fourth year in a row, four CAA Football teams (Elon, James Madison, New Hampshire and Stony Brook) were chosen to the NCAA Division I Football Championship field. CAA Football has had multiple teams in the playoffs for 27 straight years and three or more teams in the playoff field for 12 years in a row. It was the 10th time in league history that at least four teams were chosen. CAA Football had a league-record five teams picked in 2007, 2008 and 2011.

STARTING AT HOME IN THE PLAYOFFS: CAA Football teams will have home field advantage for the start of the FCS playoffs. **Elon**, which is making its first playoff appearance since 2009, entertains Furman. The Phoenix earned a 34-31 win at Furman on Sept. 9 on Owen Johnson's 36-yard field goal with five seconds left. **Stony Brook**, which is in the playoffs for the first time since 2012, hosts Patriot League champion Lehigh. **New Hampshire**, which is 5-0 at home this season, welcomes Northeast Conference champ Central Connecticut State. Last season, CAA Football teams were a perfect 3-0 in first-round games. Defending FCS national champion **James Madison** received the #1 seed and a first-round bye. The Dukes will face the Stony Brook/Lehigh winner on Dec. 2.

NEW HAMPSHIRE EXTENDS PLAYOFF STREAK: New Hampshire earned a berth in the FCS playoffs for the 14th consecutive year, extending the longest active streak in the nation. Under coach Sean McDonnell, the Wildcats have recorded 14 straight winning seasons with double-digit victory totals in six of them. North Dakota State has the second-longest streak with eight straight playoff appearances. UNH had an incredible streak of 162 straight weeks ranked in the STATS FCS Top 25 poll from Sept. 6, 2004 until Oct. 12, 2015.

JMU CAPTURES THIRD STRAIGHT CAA FOOTBALL TITLE: **James Madison** captured its third straight CAA Football championship with a 31-3 victory at Elon last Saturday, becoming the first team since Boston University (1982-84) to win three in a row. The Dukes (11-0, 8-0) are also the first team since UMass in 1977-78 to go undefeated in CAA play in back-to-back seasons and the first team with an unbeaten overall record in the regular season since Villanova in 1997.

LAULETTA, ANKRAH HEADLINE ALL-CONFERENCE TEAM: Richmond quarterback **Kyle Lauletta** was selected as the CAA Football Offensive Player of the Year, while James Madison defensive end **Andrew Ankrach** was chosen as the CAA Football Defensive Player of the Year in a vote of the league's head coaches. Elon's **Curt Cignetti** was named Coach of the Year, JMU punt returner **John Miller** was the Special Teams Player of the Year, Elon quarterback **Davis Cheek** was the Offensive Rookie of the Year and Delaware linebacker **Colby Reeder** was the Defensive Rookie of the Year. JMU had a league-best 16 all-conference selections, including eight on the first team.

SETTING NEW STANDARDS OF SUCCESS: Three CAA teams are in the midst of landmark seasons. **James Madison's** 11-0 start is the best in program history. **Stony Brook's** nine overall victories are its most in the regular season since 2012 and its seven CAA wins are the most since joining the conference in 2013. **Elon's** 8-3 regular-season record is its best since 2009 and included an eight-game win streak that was the longest since 1980. The Phoenix's six CAA wins are more than they achieved in the past three years combined as a league member (4-20).

CONFERENCE GAMES MEAN CLOSE GAMES: Close games were the standard during conference play in CAA Football. For the season, 29 of 48 CAA Football games (60.4%) had margins of seven points or less in the fourth quarter.

JMU EXTENDS WIN STREAK RECORDS: **James Madison** extended its overall winning streak to 23 games with a 31-3 victory at Elon last Saturday. The Dukes broke Richmond's conference record of 17 consecutive wins that was set during the 2008 and 2009 seasons. JMU's 23-game streak is the longest active streak of any FBS or FCS team and is the 4th-longest streak in FCS history. JMU has also won 18 straight CAA Football contests, breaking the league record of 15 consecutive wins set by UMass from 1965-67.



CAA PLAYERS IN FCS RUSHING

1. Josh Mack, Maine 133.5 ypg

CAA PLAYERS IN FCS PASSING

3. Kyle Lauletta, UR 339.7 ypg
 14. Trevor Knight, UNH 259.2 ypg
 37. Chris Ferguson, Maine 206.4 ypg
 38. Bryan Schor, JMU 205.2 ypg
 40. Davis Cheek, Elon 202.7 ypg

CAA PLAYERS IN FCS PASS EFFICIENCY

13. Kyle Lauletta, UR 153.2
 14. Bryan Schor, JMU 153.2
 29. Trevor Knight, UNH 142.4
 36. Davis Cheek, Elon 137.7
 39. Joe Carbone, SBU 135.4

CAA PLAYERS IN FCS RECEPTIONS

5. Neil O'Connor, UNH 7.9 pg
 16. Ray Bolden, SBU 6.0 pg
 22. Dejon Brissett, UR 5.7 pg
 23. Malik Love, UNH 5.7 pg
 24. Tyler Wilkins, UR 5.6 pg
 30. Cortrelle Simpson, UR 5.5 pg
 38. Jabari Greenwood, TU 5.3 pg

CAA PLAYERS IN FCS RECEIVING YARDS

4. Neil O'Connor, UNH 117.4 ypg
 17. Cortrelle Simpson, UR 92.6 ypg
 28. Dejon Brissett, UR 81.5 ypg
 33. Tyler Wilkins, UR 79.6 ypg
 37. Aaron Parker, URI 74.8 ypg

CAA PLAYERS IN FCS TOTAL OFFENSE

5. Kyle Lauletta, UR 347.9 ypg
 17. Trevor Knight, UNH 270.5 ypg
 37. Bryan Schor, JMU 229.5 ypg

CAA PLAYERS IN FCS ALL-PURPOSE YARDS

3. Josh Mack, Maine 161.5 ypg
 15. Neil O'Connor, UNH 127.7 ypg
 24. Harold Cooper, URI 121.4 ypg
 40. Donald Liotine, SBU 110.9 ypg

CAA PLAYERS IN FCS KICKOFF RETURNS

18. Earnest Edwards, UM 24.5 avg.
 23. Rodney Dorsey, TU 24.2 avg.
 30. Donald Liotine, SBU 23.7 avg.
 33. Donovan McDonald, UA 23.4 avg.

CAA PLAYERS IN FCS PUNT RETURNS

11. John Miller, JMU 11.7 avg.
 13. Donovan McDonald, UA 10.9 avg.
 20. Donovan Washington, SBU 8.8 avg.
 21. Matt Pires, URI 8.8 avg.

CAA PLAYERS IN FCS INTERCEPTIONS

5. Jordan Brown, JMU 0.5 pg
 8. Nasir Adderley, UD 0.5 pg
 8. Rashad Robinson, JMU 0.5 pg

CAA PLAYERS IN FCS SACKS

20. Kayon Whitaker, UM 0.85 pg
 21. Andrew Clyde, UR 0.82 pg
 21. Kanyia Anderson, TU 0.82 pg

CAA PLAYERS IN FCS TACKLES FOR LOSS

15. Kanyia Anderson, TU 1.5 pg

CAA PLAYERS IN PUNTING

10. John Hinchey, VU 42.9 avg.

FOUR CAA TEAMS RANKED IN NATIONAL POLLS: Four CAA Football teams are ranked nationally in the final regular-season FCS Top 25 polls. **James Madison** was the unanimous No. 1 team in the STATS and FCS Coaches polls. **Stony Brook** stayed at No. 10 in the STATS Poll and rose to No. 11 in the Coaches poll. **Elon** slipped to No. 15 in the STATS poll and No. 17 in the Coaches Poll. **New Hampshire** dropped to No. 20 in the Coaches poll and No. 21 in the STATS Poll. **Delaware** and **Richmond** are among others receiving votes in both polls. The CAA's four ranked teams are second to the Missouri Valley.

HOME FIELD ADVANTAGE: CAA Football teams were a combined 43-20 at home this season, including 15-0 in non-conference play.

DOMINANT DEFENSE: Five CAA teams are ranked in the top 30 in FCS in total defense, five are among the top 25 in rushing defense and five are in the top 22 in scoring defense. **James Madison** is ranked #1 in FCS in scoring defense (9.0 ppg) and total defense (228.2 ypg), #2 in pass defense (145.6 ypg), and #7 in rush defense (82.5 ypg). **Villanova** is #4 in rush defense (76.2 ypg) and #9 in scoring defense (16.1 ppg). **UAlbany** is #10 in total defense (282.1 ypg) and #17 in scoring defense (17.7 ppg). **Delaware** is #12 in scoring defense (16.8 ppg) and #14 in total defense (305.5 ypg). **Stony Brook** is #21 in total defense (316.9 ypg), #22 in scoring defense (19.4 ppg) and #12 in rush defense (99.9 ypg). **William & Mary** is #30 in total defense (332.0 ypg).

LAULETTA CLIMBS CAA CAREER CHARTS: Richmond quarterback **Kyle Lauletta** finished his career ranked 4th on the CAA's career passing yardage list (10,465 yds), 6th on the CAA's career total offense list (10,651 yds) and tied for 7th on the CAA's career passing TD's list (73). This season, Lauletta ranked 3rd in the nation in passing (339.7 ypg) and 5th in total offense (347.9 ypg) and ranks 5th in passing TD's (28). He threw for over 300 yards in eight of 11 games, including 546 yards vs. Sam Houston State, and tossed six TD passes vs. Howard.

MACK TOPS FCS IN RUSHING: Maine sophomore **Josh Mack** is the leading rusher in FCS this season, averaging 133.5 ypg. He was the first Maine player since 1989 to run for over 200 yards twice in a season, tallying 255 yards vs. Bryant on Sept. 9 and 248 yards vs. Rhode Island on Oct. 14, and topped the 100-yard mark seven times. Mack, who was second for the Black Bears with 30 receptions, is also #3 in FCS in all-purpose yards (161.5 ypg).

NON-CONFERENCE SUCCESS: CAA Football teams are 21-3 against non-conference FCS opponents this season, which is the best non-conference FCS winning percentage (.875) of any league. Making the numbers even more impressive is the fact that six of the victories have been on the road. CAA Football teams went 24-7 in non-conference games against FCS opponents last season, which was the best winning percentage by an FCS conference.

MULTIPLE FBS WINS AGAIN: **New Hampshire** knocked off Georgia Southern, 22-12, on Sept. 9 for its first win over an FBS opponent since 2009. It was the second victory against a FBS opponent for CAA Football this season as **James Madison** rolled past East Carolina, 34-14, on Sept. 2. It's the second year in a row that CAA Football has recorded multiple wins versus FBS opponents and the league has seven FBS victories in the past five years and 36 in its history. A complete list of CAA Football victories over FBS opponents can be found on Page 15 of this release.

PLAYOFF SUCCESS: James Madison became the sixth CAA Football member to capture the FCS National Championship last January when it defeated Youngstown State, 28-14. Since 2003, CAA Football has had a team in the FCS title game nine times, with five different teams winning national titles - Delaware (2003), JMU (2004, 2016), Richmond (2008) and Villanova (2009). CAA Football has had four different teams advance to the semifinals of the playoffs over the past four years - Towson (2013), New Hampshire (2014), Richmond (2015) and JMU (2016) - and 23 semifinalists overall.

W&M'S LAYCOCK ON COACHING WINS CHART: William & Mary head coach Jimmie Laycock, who recently completed his 38th season with the Tribe, has the longest tenure at one school among active Division I head coaches. With 245 career wins, he trails only Columbia's Al Bagnoli for the most victories among active NCAA Division I coaches.



UALBANY**4-7 Overall/2-6 CAAFB**

- Knocked off No. 16 New Hampshire, 15-0, in their season finale.
- UAlbany limited UNH to 122 total yards, including -11 yards rushing due in part to 8 QB sacks. UA held its opponent to less than 300 total yards in seven of 11 games.
- UAlbany ranks 10th in FCS in total defense (282.1 ypg), 17th in scoring defense (17.7 ppg) and 15th in rush defense (107.0 ypg).
- LB Nate Hatalsky made a team-high 9 tackles vs. UNH. He led the CAA with 122 tackles and ranks 6th in FCS with 11.1 tpg.
- DE Malachi Hoskins had two sacks and forced fumbles on both of them vs. UNH.
- Will Brunson threw for 184 yards vs. UNH, including a 54-yard TD strike to Austin Ellis. He had 1,889 yards passing for the season.
- RB Kendall Rodgers ran for a team-high 50 yards and added 36 receiving yards.
- Four of UAlbany's six CAA losses were by 7 points or less, including two in OT.

JAMES MADISON**11-0 Overall/8-0 CAAFB**

- Defeated No. 11 Elon, 31-3, last week to complete their second straight 8-0 season in CAA Football play. JMU earned the #1 seed and a first-round bye in the FCS playoffs.
- JMU won its CAA-record 23rd straight game, which is the longest streak in Div. I, and increased the league record for consecutive conference victories with 18.
- JMU ranks #1 in FCS in scoring defense (9.0 ppg) and total defense (228.2 ypg), #2 in pass defense (145.6 ypg), #3 in TO's gained (27) and #7 in rush defense (82.5 ypg).
- Bryan Schor ran for 76 yards and 3 TD's and passed for 214 yards vs. EU. It was his sixth game with 200+ yards passing this season. He's JMU's career leader with 57 TD passes.
- JMU ranks 11th in FCS in scoring offense (35.9 ppg), 19th in rushing offense (211.4 ypg) and 24th in total offense (429.8 ypg).
- JMU has held 9 of its last 10 foes under 300 total yards and hasn't given up more than 14 points in a game this season.

DELAWARE**7-4 Overall/5-3 CAAFB**

- Closed the season with a 28-7 setback at rival Villanova. UD won seven games for the first time since 2014 and won five CAA contests for the first time since 2011.
- UD ranks 12th in FCS in scoring defense (16.8 ppg) and 14th in total defense (305.5 ypg). UD is also 6th in the nation in turn-overs gained (26).
- Nasir Adderley made a team-high 12 tackles at VU. He finished with 78 tackles and ranks 2nd in the CAA with 5 interceptions.
- LB Troy Reeder led UD and ranked 10th in the CAA with 89 tackles.
- Joe Walker, who had 134 all-purpose yards at VU, is the 5th player in UD history to accumulate over 2,000 yards passing and 1,000 yards rushing in a career.
- Frank Raggo was 11-for-15 on FG's this season, including three of 48 or more yards. He's made 62 straight XP's.
- Jamie Jarmon caught a TD pass at VU, which was his 16th straight game with a catch.

MAINE**4-6 Overall/3-5 CAAFB**

- Lost a 20-19 heartbreaker to No. 10 Stony Brook in their season finale.
- Josh Mack ran for 73 yards and a TD vs. SBU. Mack led FCS in rushing with 133.5 ypg and topped the 100-yard mark in 7 of his 10 games. He also had 30 receptions and is #3 in FCS in all-purpose yardage (161.5 ypg).
- Chris Ferguson was 19-of-29 passing for 256 yards and 2 TD's vs. SBU. He threw for over 200 yards in five of his last six games.
- Earnest Edwards, who leads the CAA and ranks 18th in FCS in kick returns (24.5 avg.), caught a 40-yard TD pass against SBU.
- Kayon Whitaker ranks 3rd in the CAA in sacks (8.5) and 5th in TFL's (13.0).
- LB Deshawn Stevens made 37 tackles in the last three games, including 11 vs. SBU.
- Jared Osumah had four receptions for a career-high 100 yards vs. SBU, including a 59-yard TD catch. Jaquan Blair added a career-high 7 catches for 54 yards.

ELON**8-3 Overall/6-2 CAAFB**

- Fell 31-3 to No. 1 James Madison last week, but earned a berth to the FCS playoffs for the second time and first since 2009.
- Elon had seven games decided by 6 points or less and they are 7-0 in those contests. The Phoenix's six CAA victories are more than their combined CAA win total (4) over the past three years.
- Davis Cheek has passed for more than 250 yards in five games and has thrown 3 TD passes in a game three times. He was named CAA Offensive Rookie of the Year.
- WR Kortez Weeks led all CAA freshmen with 53 receptions for 676 yards this season.
- Elon's defense has recorded 31 sacks this season and had 8 in a win over UNH.
- LB Warren Messer ranks 2nd in the CAA with 103 tackles and has 10 TFL's.
- Elon ranks 4th in the CAA in rushing (165.5 ypg) and has had three backs rush for over 450 yards this season.

NEW HAMPSHIRE**7-4 Overall/5-3 CAAFB**

- Suffered a 15-0 setback at UAlbany last week but received a berth in the FCS playoffs for the 14th straight year.
- Trevor Knight ranks 17th in FCS in total offense (270.5 ypg), 14th in passing (259.2 ypg) and 15th in passing TD's (23). He has thrown for 250+ yards in 6 of 11 games.
- Neil O'Connor made 9 catches for 88 yards at UA. He ranks 4th in FCS in receiving yards (117.4 ypg), 5th in receptions (7.9 pg) and 13th in receiving TD's (10). His 1,291 receiving yards this season are the 4th-most in UNH history and his 87 catches rank 3rd.
- Malik Love had 7 catches for 34 yards at UA. He ranks 4th in the CAA in receptions (5.7 pg) for the season.
- UNH's defense limited UAlbany to 265 total yards. The Wildcats have held 4 of their last 5 opponents under 340 total yards.
- LB Quinlen Dean recorded a career-high 15 tackles at UAlbany. He leads UNH and is tied for 3rd in the CAA with 101 tackles.



RHODE ISLAND**3-8 Overall/2-6 CAAFB**

- Closed the season with a 29-10 setback at Towson.
- JaJuan Lawson was 18-of-32 passing for 150 yards at Towson. He threw for 1,088 yards and 7 TD's over URI's final six games.
- WR's Aaron Parker (51 rec., 823 yds., 7 TD's) and Marvin Beauvais (46 rec., 732 yds., 5 TD's) finished among the top 10 in the CAA in receptions and receiving yards.
- RB Harold Cooper ranks 3rd on URI's career all-purpose yardage (4,765 yds) list. He was 24th in FCS in all-purpose yards (121.4 ypg) this season.
- LB Justin Hogan made six tackles at Towson. He led the Rams and was 7th in the CAA with 90 stops.
- C.J. Carrick kicked his 9th FG at TU, which was the most by a URI kicker since 2010.
- URI set a school record for sacks this season with 32. DL Brandon Ginnetti had a team-high 7, while L.B. Mack, Mike Ezirike and Jose Duncan each had 5.5.

TOWSON**5-6 Overall/3-5 CAAFB**

- Beat Rhode Island 29-10 to end the season with three wins in their final four games. Towson is 7-2 in November over the past three seasons.
- Ryan Stover was 18-of-31 passing for 218 yards a career-high 4 TD's vs. URI. It was his fifth game with 200+ yards passing. He's 4th in the CAA in total offense (212.4 ypg).
- Towson completed passes to 22 different receivers in 2017, which was the most of any team in FCS.
- Jabari Greenwood led the Tigers and ranked among the top 10 in the CAA in receptions (53) and receiving yards (616).
- Kanyia Anderson recorded 1.5 sacks vs. URI. He led the CAA with 16.0 TFL and tied for the league lead with 9.0 sacks.
- Towson ranked 4th in the CAA and 29th in FCS against the pass (187.0 ypg).
- Diondre Wallace finished 7th in the CAA with 90 tackles this season.

RICHMOND**6-5 Overall/4-4 CAAFB**

- Topped rival William & Mary 27-20 in their season finale.
- Kyle Lauletta threw for 221 yards and his school-record 28th TD vs. W&M. He's #3 in FCS in passing yards (339.7 ypg), #5 in total offense (347.9 ypg) and #5 in passing TD's (28). He had eight 300+ yard passing games.
- Lauletta owns UR career records for TD passes (73) and passing yards (10,465) and is 4th on the CAA's passing yards list.
- Xavier Goodall rushed for a career-high 180 yards and 2 TD's on 23 carries vs. W&M.
- Dejon Brissett (63 rec., 896 yds., 7 TD's), Tyler Wilkins (62 rec., 876 yds, 7 TD's) and Cortelle Simpson (60 rec., 1019 yds, 6 TD's) were among the CAA's top 4 in rec. yards.
- Brandon Waller had seven tackles, 3.5 TFL's and 1.5 sacks in the win over W&M. He was tied for 2nd in the CAA with 13.5 TFL's.
- Andrew Clyde led the CAA with 9.0 sacks, which was the most at UR since 2008.

VILLANOVA**5-6 Overall/3-5 CAAFB**

- Defeated Delaware 28-7 to take home the Battle of the Blue Trophy for the sixth straight year.
- LB Ed Shockley recorded 10 tackles vs. VU, which was his 6th game with double-digit stops. He's 3rd in the CAA with 101 tackles.
- VU ranks 4th in FCS in rushing defense (76.2 ypg) and 9th in scoring defense (16.1 ppg).
- Aaron Forbes rushed for a season-high 140 yards on only 13 carries against Delaware.
- Drew Kresge was 8-of-10 on FG's this season and 26-of-27 on extra points.
- Punter John Hinchin led the CAA and ranked 10th in FCS with a 42.9 avg and had a league-high 14 punts of 50+ yards.
- Taurus Phillips had two TD catches against Delaware. He finished the season with a team-high 29 receptions for 426 yards.
- LB Jeff Steeb had a game-high 13 tackles and returned an interception 38 yards for a TD against UD.

STONY BROOK**9-2 Overall/7-1 CAAFB**

- Rallied for a 20-19 victory at Maine on a 35-yard "Hail Mary" pass to Harrison Jackson as time expired.
- Stony Brook earned a berth in the FCS playoffs for the first time since 2012.
- Joe Carbone passed for 222 yards and 2 TD's at Maine. He's thrown 20 TD passes with just 1 interception over the last 10 games.
- Ray Bolden ranks 2nd in the CAA in receptions (66), 6th in receiving yards (780) and 2nd in receiving TD's (9). Bolden is 2nd in career catches (171) at SBU and 3rd in receiving yards (2,081).
- SBU is 21st in FCS in total defense (316.9 ypg) and 12th in rushing defense (99.9 ypg).
- Noah McGinty (13) and Chris Cooper (12) both set career-highs for tackles at Maine. Tyrice Beverette added 11 stops.
- SBU's seven CAA victories are its most since joining the CAA in 2013 and its nine regular-season wins equals the record set in 2012.

WILLIAM & MARY**2-9 Overall/0-8 CAAFB**

- Suffered a 27-20 setback at rival Richmond to end the season.
- W&M recorded three sacks at UR and posted 33 sacks this season after having 10 in 2016. The Tribe ranked 13th in FCS in sacks per game (3.0).
- W&M ranked 30th in FCS in total defense (332.0 ypg) this season.
- QB Tommy McKee had only 93 yards passing at UR but ran for two TD's. He accounted for 668 yards of total offense in the last 3 games and ran for five scores.
- LB Nate Atkins had 7 tackles and an interception at UR. He ranked 5th in the CAA with 96 stops for the season.
- RB Nate Evans ran for a team-high 81 yards on 16 carries and had 125 all-purpose yards at UR. The freshman led the Tribe with 476 rushing yards this season.
- Arman Jones made a team-high nine tackles and added a sack at Richmond.



2017 CAA Football Schedule & Results

Thursday, Aug. 31

*@New Hampshire 24, Maine 23
 @Delaware 22, Delaware State 3
 @Toledo 47, Elon 13
 @Central Michigan 30, Rhode Island 27 (3ot)

Friday, Sept. 1

@Sam Houston State 48, Richmond 34 (@Waco, Texas)

Saturday, Sept. 2

Villanova 38, @Lehigh 35
 @Virginia 28, William & Mary 10
 @USF 31, Stony Brook 17
 @Old Dominion 31, UAlbany 14
 James Madison 34, @East Carolina 14
 @Towson 10, Morgan State 0

Saturday, Sept. 9

*Stony Brook 35 @Rhode Island 18
 @Maryland 63, Towson 17
 UAlbany 26, @Morgan State 0
 Elon 34, @Furman 31
 Richmond 20, @Colgate 17
 @Virginia Tech 27, Delaware 0
 @Temple 16, Villanova 13
 @Maine 60, Bryant 12
 New Hampshire 22, @Georgia Southern 12 (@Birmingham, Ala.)
 @James Madison 52, ETSU 10
 William & Mary 20, @Norfolk State 6

Saturday, Sept. 16

@Rhode Island 17, Harvard 10
 @Holy Cross 51, New Hampshire 26
 @Richmond 68, Howard 21
 @James Madison 75, Norfolk State 14
 @Delaware 41, Cornell 14
 @Elon 19, Charleston Southern 17
 @Stony Brook 45, Sacred Heart 7
 @Villanova 59, Lafayette 0
 @William & Mary 30, Bucknell 9
 @UAlbany 28, Monmouth 14
 Towson 16, @St. Francis (Pa.) 14

Saturday, Sept. 23

*@James Madison 28, Maine 10
 *@New Hampshire 28, Rhode Island 14
 *Elon 36, @Richmond 33
 *@Stony Brook 25, Towson 17
 *@UAlbany 19, Villanova 10 (ot)

Saturday, Sept. 30

*@Elon 6, UAlbany 0
 *James Madison 20, @Delaware 10
 *Stony Brook 21, @William & Mary 18
 *Villanova 24, @Towson 9
 @New Hampshire 45, Bryant 17
 @Brown 24, Rhode Island 21

Saturday, Oct. 7

*@Villanova 31, Maine 0
 *@Elon 25, William & Mary 17
 *@Richmond 41, UAlbany 38 (2ot)
 *Delaware 24, @Stony Brook 20

Saturday, Oct. 14

*@Delaware 17, William & Mary 0
 *@James Madison 30, Villanova 8
 *@Maine 51, Rhode Island 27
 *Richmond 23, @Towson 3
 *@Stony Brook 38, New Hampshire 24

Saturday, Oct. 21

*Elon 35, @Rhode Island 34
 *@New Hampshire 40, Towson 17
 *Maine 12, @UAlbany 10
 *@Delaware 42, Richmond 35 (2ot)
 *James Madison 46, @William & Mary 14

Saturday, Oct. 28

*@Maine 23, William & Mary 6
 *Rhode Island 31, @UAlbany 14
 *Stony Brook 27, @Richmond 24
 *Elon 19, @Villanova 14
 *@James Madison 21, New Hampshire 0
 *@Towson 18, Delaware 17

Saturday, Nov. 4

*James Madison 38, @Rhode Island 3
 *@Stony Brook 28, UAlbany 21 (ot)
 *Richmond 22, @Villanova 0
 *@Elon 33, Towson 30 (2ot)
 *New Hampshire 35, @William & Mary 16
 *Delaware 31, @Maine 17 (@Portland, Maine)

Saturday, Nov. 11

*@Rhode Island 20, Villanova 6
 *Towson 26, @William & Mary 14
 *@New Hampshire 16, Elon 6
 *@Delaware 22, UAlbany 3
 *@James Madison 20, Richmond 13
 @Stony Brook 38, Wagner 10
 @UMass 44, Maine 31 (@Fenway Park - Boston)

Saturday, Nov. 18

*James Madison 31, @Elon 3
 *Stony Brook 20, @Maine 19
 *@Villanova 28, Delaware 7
 *@UAlbany 15, New Hampshire 0
 *@Towson 29, Rhode Island 10
 *@Richmond 27, William & Mary 20

Saturday, Nov. 25 - FCS Playoffs First Round

Furman at Elon - 1 pm
 Lehigh at Stony Brook - 2 pm
 Central Connecticut State at New Hampshire - 2 pm

* - CAA Football Game



CAA Football Team-by-Team Capsules

UALBANY GREAT DANES (4-7, 2-6 CAA)

Home Stadium: Tom & Mary Casey Stadium (8,500)

Home: 3-2 Away: 1-5 vs. STATS Top 25: 2-3 vs. Coaches Top 25: 2-2
 Total Home Attendance: 29,011 Average Home Attendance: 5,802

Sept. 2	24/rv	at Old Dominion (ESPN3)	L, 17-31	20,118
Sept. 9	rv/rv	at Morgan State	W, 26-0	3,789
Sept. 16	rv/-	rv/- MONMOUTH (ESPN3)	W, 28-14	6,384
Sept. 23	rv/rv	*7/8 VILLANOVA (ESPN3)	W, 19-10 (ot)	6,866
Sept. 30	19/22	*at 23/rv Elon (CollegeSportsLive)	L, 0-6	5,024
Oct. 7	24/rv	*at 14/14 Richmond (NBC Sports Washington+)	L, 38-41 (2ot)	8,217
Oct. 21	rv/rv	*MAINE (FOX Sports Go/FOX Coll. Sports)	L, 10-12	8,919
Oct. 28	rv/-	*RHODE ISLAND (ESPN3)	L, 14-31	3,383
Nov. 4		*at 14/21 Stony Brook	L, 21-28 (ot)	7,106
Nov. 11		*at rv/rv Delaware (NBC Sports-Phil/SNY)	L, 3-22	16,333
Nov. 18		*16/14 NEW HAMPSHIRE (CollegeSportsLive)	W, 15-0	3,459

DELAWARE BLUE HENS (7-4, 5-3 CAA)

Home Stadium: Delaware Stadium (22,000)

Home: 5-1 Away: 2-3 vs. STATS Top 25: 2-1 vs. Coaches Top 25: 2-1
 Total Home Attendance: 99,890 Average Home Attendance: 16,648

Aug. 31	rv/-	DELAWARE STATE	W, 22-3	18,040
Sept. 9	rv/rv	at Virginia Tech (ACC Network Extra)	L, 0-27	62,526
Sept. 16	rv/-	CORNELL	W, 41-14	14,714
Sept. 30	rv/-	*1/1 JAMES MADISON (NBC-MA/Phil., SNY, COZI)	L, 10-20	16,372
Oct. 7	rv/-	*at 23/24 Stony Brook	W, 24-20	7,694
Oct. 14	rv/rv	*WILLIAM & MARY (NBC Sports-Phil/SNY, COZI)	W, 17-0	18,721
Oct. 21	rv/rv	*11/10 RICHMOND (CollegeSportsLive)	W, 42-35 (2ot)	15,710
Oct. 28	23/rv	*at Towson (FOX Sports Go/FOX Coll. Sports)	L, 17-18	6,402
Nov. 4	rv/rv	*at rv/- Maine (@Portland) (CollegeSportsLive)	W, 31-17	7,212
Nov. 11	rv/rv	*UALBANY (NBC Sports-Phil, SNY, COZI)	W, 22-3	16,333
Nov. 18	rv/rv	*at Villanova (FOX Sports Go/FOX Coll. Sports)	L, 7-28	5,109

ELON PHOENIX (8-3, 6-2 CAA)

Home Stadium: Rhodes Stadium (11,250)

Home: 4-1 Away: 4-2 vs. STATS Top 25: 4-2 vs. Coaches Top 25: 4-2
 Total Home Attendance: 39,184 Average Home Attendance: 7,837

Aug. 31		at Toledo (ESPN3)	L, 13-47	22,104
Sept. 9		at rv/- Furman (ESPN3)	W, 34-31	6,342
Sept. 16		16/19 CHARLESTON SOUTHERN (CollegeSportsLive)	W, 19-17	5,248
Sept. 23	rv/-	*at 8/6 Richmond (CSN Mid-Atlantic Plus)	W, 36-33	8,217
Sept. 30	23/rv	*19/22 UALBANY (CollegeSportsLive)	W, 6-0	5,024
Oct. 7	18/23	*WILLIAM & MARY	W, 25-17	10,137
Oct. 21	14/15	*at Rhode Island	W, 35-34	7,221
Oct. 28	10/11	*at 13/15 Villanova	W, 19-14	5,451
Nov. 4	7/10	*TOWSON	W, 33-30 (2ot)	10,113
Nov. 11	7/9	*at 18/16 New Hampshire (FOX Sports Go/FOX Col. Spts)	L, 6-16	7,294
Nov. 18	11/15	*1/1 JAMES MADISON	L, 3-31	8,662
Nov. 25	15/17	22/25 FURMAN	2 p.m.	

JAMES MADISON DUKES (11-0, 8-0 CAA)

Home Stadium: Bridgeforth Stadium (24,877)

Home: 6-0 Away: 5-0 vs. STATS Top 25: 3-0 vs. Coaches Top 25: 3-0
 Total Home Attendance: 149,047 Average Home Attendance: 24,841

Sept. 2	1/1	at East Carolina (ESPN3)	W, 34-14	40,169
Sept. 9	1/1	rv/- ETSU (CSN Mid-Atlantic Plus)	W, 52-10	24,722
Sept. 16	1/1	NORFOLK STATE (MASN2)	W, 75-14	23,118
Sept. 23	1/1	*rv/- MAINE (MASN)	W, 28-10	25,330
Sept. 30	1/1	*at rv/- Delaware (CSN Mid-Atlantic/Phil, SNY)	W, 20-10	16,372
Oct. 14	1/1	*11/14 VILLANOVA (MASN2/CollegeSportsLive)	W, 30-8	25,993
Oct. 21	1/1	*at William & Mary (Cox Communications)	W, 46-14	13,125
Oct. 28	1/1	*17/16 NEW HAMPSHIRE	W, 21-0	25,298
Nov. 4	1/1	*at Rhode Island	W, 38-3	3,227
Nov. 11	1/1	*rv/rv RICHMOND (MASN2)	W, 20-13	24,586
Nov. 18	1/1	*at 11/15 Elon	W, 31-3	8,662

MAINE BLACK BEARS (4-6, 3-5 CAA)

Home Stadium: Alford Stadium (10,000)

Home: 3-2 Away: 1-4 vs. STATS Top 25: 0-4 vs. Coaches Top 25: 0-4
 Total Home Attendance: 34,292 Average Home Attendance: 6,858

Aug. 31	rv/-	*at 13/16 New Hampshire (CollegeSportsLive)	L, 23-24	15,854
Sept. 9	rv/-	BRYANT (FOX College Sports, WVII, WFXV, WPME)	W, 60-12	6,313
Sept. 23	rv/-	*at 1/1 James Madison (MASN)	L, 10-28	25,330
Oct. 7		*at 12/15 Villanova (CollegeSportsLive)	L, 0-31	4,505
Oct. 14		*RHODE ISLAND (FOX Col. Sports, WVII, WFXV, WPME)	W, 51-27	9,205
Oct. 21		*at rv/rv UAlbany (FOX Sports Go/FOX Col. Sports)	W, 12-10	8,919
Oct. 28		*WILLIAM & MARY (FOX Col. Sports, WVII, WFXV, WPME)	W, 23-6	6,579
Nov. 4	rv/-	*rv/rv DELAWARE (@Portland) (CollegeSportsLive)	L, 17-31	7,212
Nov. 11		*at UMass (@Boston/Fenway Park) (NESN Plus)	L, 31-44	12,794
Nov. 18		*10/12 STONY BROOK	L, 19-20	4,983

NEW HAMPSHIRE WILDCATS (7-4, 5-3 CAA)

Home Stadium: Wildcat Stadium (11,015)

Home: 5-0 Away: 2-4 vs. STATS Top 25: 1-1 vs. Coaches Top 25: 1-1
 Total Home Attendance: 63,756 Average Home Attendance: 12,751

Aug. 31	13/16	*rv/- MAINE (CollegeSportsLive)	W, 24-23	15,854
Sept. 9	12/12	at Georgia Southern (@Birmingham, AL) (ESPN3)	W, 22-12	3,387
Sept. 16	9/11	at Holy Cross	L, 26-51	7,906
Sept. 23	15/16	*RHODE ISLAND (ESPN3)	W, 28-14	22,135
Sept. 30	15/14	BRYANT (ESPN3)	W, 45-17	7,951
Oct. 14	12/12	*at rv/rv Stony Brook	L, 24-38	12,311
Oct. 21	18/18	*TOWSON	W, 40-17	10,522
Oct. 28	17/16	*at 1/1 James Madison	L, 0-21	25,298
Nov. 4	21/19	*at William & Mary	W, 35-16	5,426
Nov. 11	18/16	*7/9 ELON (FOX Sports Go/FOX Col. Sports)	W, 16-6	7,294
Nov. 18	16/14	*at UAlbany (CollegeSportsLive)	L, 0-15	3,459
Nov. 25	21/20	rv/rv CENTRAL CONNECTICUT STATE	2 p.m.	

CAA Football team's STATS/FCS Coaches rankings listed beside date / Opponent's STATS/FCS Coaches rankings listed directly before opponent (both at time game was played).



CAA Football Team-by-Team Capsules

RHODE ISLAND RAMS (3-8, 2-6 CAA)

Home Stadium: Meade Stadium (6,555)

Home: 2-3 Away: 1-5 vs. STATS Top 25: 0-3 vs. Coaches Top 25: 0-3
Total Home Attendance: 22,239 Average Home Attendance: 4,448

Aug. 31		at Central Michigan (ESPN3)	L, 27-30 (3ot)	16,311
Sept. 9	rv/-	*rv/- STONY BROOK (CollegeSportsLive)	L, 18-35	5,102
Sept. 16		rv/rv HARVARD	W, 17-10	3,812
Sept. 23		*at 15/16 New Hampshire (ESPN3)	L, 14-28	22,135
Sept. 30		at Brown	L, 21-24	3,191
Oct. 14		*at Maine	L, 27-51	9,205
Oct. 21		*14/15 ELON	L, 34-35	7,221
Oct. 28		*at UAlbany (ESPN3)	W, 31-14	3,383
Nov. 4		*1/1 JAMES MADISON	L, 3-38	3,227
Nov. 11		*rv/rv VILLANOVA	W, 20-6	2,877
Nov. 18		*at Towson	L, 10-29	3,134

RICHMOND SPIDERS (6-5, 4-4 CAA)

Home Stadium: E. Claiborne Robins Stadium (8,217)

Home: 3-2 Away: 3-3 vs. STATS Top 25: 2-3 vs. Coaches Top 25: 2-2
Total Home Attendance: 40,925 Average Home Attendance: 8,185

Sept. 1	7/7	at 3/3 Sam Houston State (@Waco, Tex) (ESPN3)	L, 34-48	8,048
Sept. 9	9/9	at rv/25 Colgate	W, 20-17	6,994
Sept. 16	8/6	rv/rv HOWARD (NBC Sports Washington+)	W, 68-21	8,217
Sept. 23	8/6	*rv/- ELON (NBC Sports Washington+, CBS 6.3)	L, 33-36	8,217
Oct. 7	14/14	*24/rv UALBANY (NBC Sports Washington+)	W, 41-38 (2ot)	8,217
Oct. 14	13/13	*at Towson	W, 23-3	5,768
Oct. 21	11/10	*at rv/rv Delaware (CollegeSportsLive)	L, 35-42 (2ot)	15,710
Oct. 28	19/17	*22/rv STONY BROOK (NBC Wash +/CollegeSportsLive)	L, 24-27	8,217
Nov. 4	rv/rv	*at 20/20 Villanova	W, 22-0	3,508
Nov. 11	rv/rv	*at 1/1 James Madison (MASN2)	L, 13-20	24,586
Nov. 18	rv/rv	*WILLIAM & MARY (NBC Sports-Wash.)	W, 27-20	8,057

STONY BROOK SEAWOLVES (9-2, 7-1 CAA)

Home Stadium: LaValle Stadium (12,300)

Home: 5-1 Away: 4-1 vs. STATS Top 25: 2-0 vs. Coaches Top 25: 2-0
Total Home Attendance: 47,356 Average Home Attendance: 7,893

Sept. 2	rv/-	at USF (ESPN3)	L, 17-31	26,460
Sept. 9	rv/-	*at rv/- Rhode Island (CollegeSportsLive)	W, 35-18	5,102
Sept. 16	rv/-	SACRED HEART	W, 45-7	8,102
Sept. 23	rv/rv	*rv/rv TOWSON (CollegeSportsLive)	W, 25-17	6,672
Sept. 30	rv/rv	*at rv/rv William & Mary	W, 21-18	8,082
Oct. 7	23/24	*rv/- DELAWARE	L, 20-24	7,694
Oct. 14	rv/rv	*12/12 NEW HAMPSHIRE	W, 38-24	12,311
Oct. 28	22/rv	*at 19/17 Richmond (NBC-Wash.+ /CollegeSportsLive)	W, 27-24	8,217
Nov. 4	14/21	*UALBANY	W, 28-21 (ot)	7,106
Nov. 11	12/15	WAGNER	W, 38-10	5,471
Nov. 18	10/12	*at Maine	W, 20-19	4,983
Nov. 25	10/11	LEHIGH	2 p.m.	

TOWSON TIGERS (5-6, 3-5 CAA)

Home Stadium: Johnny Unitas Stadium (11,198)

Home: 3-2 Away: 2-4 vs. STATS Top 25: 1-4 vs. Coaches Top 25: 0-4
Total Home Attendance: 26,884 Average Home Attendance: 5,377

Sept. 2	-/rv	MORGAN STATE (ESPN3)	W, 10-0	6,563
Sept. 9	-/rv	at Maryland (Big Ten Network)	L, 17-63	37,105
Sept. 16	-/rv	at rv/rv St. Francis (Pa.)	W, 16-14	2,412
Sept. 23	rv/rv	*at rv/rv Stony Brook (CollegeSportsLive)	L, 17-25	6,672
Sept. 30	-/rv	*14/17 VILLANOVA	L, 9-24	5,017
Oct. 14		*13/13 RICHMOND	L, 3-23	5,768
Oct. 21		*at 18/18 New Hampshire	L, 17-40	10,522
Oct. 28		*23/rv DELAWARE (FOX Sports Go/FOX Coll. Sports)	W, 18-17	6,402
Nov. 4		*at 7/10 Elon	L, 30-33 (2ot)	10,113
Nov. 11		*at William & Mary	W, 26-14	6,234
Nov. 18		*RHODE ISLAND	W, 29-10	3,134

VILLANOVA WILDCATS (5-6, 3-5 CAA)

Home Stadium: Villanova Stadium (12,000)

Home: 3-2 Away: 2-4 vs. STATS Top 25: 1-2 vs. Coaches Top 25: 1-2
Total Home Attendance: 28,244 Average Home Attendance: 5,649

Sept. 2	10/9	at 17/17 Lehigh (ESPN3)	W, 38-35	5,816
Sept. 9	6/8	at Temple (ESPN3)	L, 13-16	35,117
Sept. 16	7/8	LAFAYETTE	W, 59-0	9,671
Sept. 23	7/8	*at rv/rv UAlbany (ESPN3)	L, 10-19 (ot)	6,866
Sept. 30	14/17	*at -/rv Towson	W, 24-9	5,017
Oct. 7	12/15	*MAINE (CollegeSportsLive)	W, 31-0	4,505
Oct. 14	11/14	*at 1/1 James Madison (MASN2/CollegeSportsLive)	L, 8-30	25,993
Oct. 28	13/15	*10/11 ELON	L, 14-19	5,451
Nov. 4	20/20	*rv/rv RICHMOND	L, 0-22	3,508
Nov. 11	rv/rv	*at Rhode Island	L, 6-20	2,877
Nov. 18		*rv/rv DELAWARE (FOX Sports Go/FOX Col. Sports)	W, 28-7	5,109

WILLIAM & MARY TRIBE (2-9, 0-8 CAA)

Home Stadium: Walter J. Zable Stadium (12,400)

Home: 1-4 Away: 1-5 vs. STATS Top 25: 0-3 vs. Coaches Top 25: 0-3
Total Home Attendance: 41,182 Average Home Attendance: 8,236

Sept. 2	rv/rv	at Virginia (ACC Network Extra)	L, 10-28	38,828
Sept. 9	rv/rv	at Norfolk State	W, 20-6	7,615
Sept. 16	rv/rv	BUCKNELL	W, 30-9	8,315
Sept. 30	rv/rv	*rv/rv STONY BROOK	L, 18-21	8,082
Oct. 7		*at 18/23 Elon	L, 17-25	10,137
Oct. 14		*at rv/rv Delaware	L, 0-17	18,721
Oct. 21		*1/1 JAMES MADISON (Cox Communications)	L, 14-46	13,125
Oct. 28		*at Maine	L, 6-23	6,579
Nov. 4		*21/19 NEW HAMPSHIRE	L, 16-35	5,426
Nov. 11		*TOWSON (CollegeSportsLive)	L, 14-26	6,234
Nov. 18		*at rv/rv Richmond (NBC Sports Washington)	L, 20-27	8,057

CAA Football team's STATS/FCS Coaches rankings listed beside date / Opponent's STATS/FCS Coaches rankings listed directly before opponent (both at time game was played).



2017 CAA Football All-Conference Honors

2017 CAA FOOTBALL ALL-CONFERENCE FIRST TEAM

OFFENSE

Position	Player	School	Class
QB	Kyle Lauletta	Richmond	Sr.
RB	Stacey Bedell	Stony Brook	Sr.
RB	Josh Mack	Maine	So.
FB	Cal Daniels	Stony Brook	Jr.
WR	Ray Bolden	Stony Brook	Sr.
WR	Dejon Brissett	Richmond	Jr.
WR	Neil O'Connor	New Hampshire	Jr.
TE	Garrett Hudson	Richmond	Sr.
OL	Jamil Demby	Maine	Sr.
OL	Connor Hilland	William & Mary	Sr.
OL	Brody Kern	Delaware	Sr.
OL	Alex Light	Richmond	Sr.
OL	Timon Parris	Stony Brook	Sr.
OL	Aaron Stinnie	James Madison	Sr.

DEFENSE

Position	Player	School	Class
DL	Andrew Ankrach	James Madison	Sr.
DL	Andrew Clyde	Richmond	Jr.
DL	Malachi Hoskins	UAlbany	Sr.
DL	Bilal Nichols	Delaware	Sr.
DL	Simeyon Robinson	James Madison	Sr.
LB	Kyre Hawkins	James Madison	Sr.
LB	Warren Messer	Elon	Jr.
LB	Troy Reeder	Delaware	Jr.
LB	Ed Shockley	Villanova	Sr.
CB	Jimmy Moreland	James Madison	Jr.
CB	Rashad Robinson	New Hampshire	Jr.
S	Nasir Adderley	Delaware	Jr.
S	Raven Greene	James Madison	Sr.

SPECIAL TEAMS

Position	Player	School	Class
KR	Earnest Edwards	Maine	So.
PR	John Miller	James Madison	Sr.
PK	Griffin Trau	Richmond	Jr.
P	John Hinchon	Villanova	Sr.
SPEC	Mozai Nelson	Maine	Jr.

Offensive Player of the Year: Kyle Lauletta, Sr., QB, Richmond

Defensive Player of the Year: Andrew Ankrach, Sr., DL, James Madison

Coach of the Year: Curt Cignetti, Elon

Special Teams Player of the Year: John Miller, Sr., PR, James Madison

Offensive Rookie of the Year: Davis Cheek, Fr., QB, Elon

Defensive Rookie of the Year: Colby Reeder, Fr., LB, Delaware

2017 CAA FOOTBALL ALL-CONFERENCE SECOND TEAM

OFFENSE

Position	Player	School	Class
QB	Bryan Schor	James Madison	Sr.
RB	Harold Cooper	Rhode Island	Sr.
RB	Malcolm Summers	Elon	Jr.
FB	Anthony Manzo-Lewis	UAlbany	Sr.
WR	Aaron Parker	Rhode Island	So.
WR	Cortrelle Simpson	Richmond	So.
WR	Tyler Wilkins	Richmond	Jr.
TE	Charles Scarff	Delaware	Jr.
OL	Ethan Greenidge	Villanova	Jr.
OL	Jahee Jackson	James Madison	So.
OL	Jake Kennedy	New Hampshire	Sr.
OL	CJ Toogood	Elon	Jr.
OL	Jake Trump	Delaware	Sr.

2017 CAA FOOTBALL ALL-CONFERENCE SECOND TEAM

DEFENSE

Position	Player	School	Class
DL	Kanyia Anderson	Towson	Sr.
DL	Ousmane Camara	Stony Brook	Sr.
DL	Rick Holt	New Hampshire	Sr.
DL	Blaine Woodson	Delaware	Sr.
LB	Quinlen Dean	New Hampshire	So.
LB	Nate Hatalsky	UAlbany	Sr.
LB	Shayne Lawless	Stony Brook	Jr.
LB	Sterling Sheffield	Maine	Jr.
CB	Manny Patterson	Maine	So.
CB	Malik Reaves	Villanova	Sr.
S	Jordan Brown	James Madison	Sr.
S	Chris Cooper	Stony Brook	Sr.

SPECIAL TEAMS

Position	Player	School	Class
KR	Rodney Dorsey	Towson	Fr.
PR	Donovan McDonald	UAlbany	So.
PK	Frank Raggo	Delaware	Jr.
P	Harry O'Kelly	James Madison	Fr.
SPEC	Isaiah White	Stony Brook	Jr.

2017 CAA FOOTBALL ALL-CONFERENCE THIRD TEAM

OFFENSE

Position	Player	School	Class
QB	Trevor Knight	New Hampshire	Jr.
RB	Kani Kane	Delaware	Jr.
RB	Trai Sharp	James Madison	Jr.
FB	Tyler Crist	William & Mary	Fr.
WR	Terrence Alls	James Madison	Sr.
WR	Marven Beauvais	Rhode Island	Jr.
WR	Kortez Weeks	Elon	Fr.
TE	Andrew Caskin	William & Mary	Sr.
OL	Dino Boyd	Rhode Island	Jr.
OL	Isaiah Brooks	Maine	Sr.
OL	Chris Durant	William & Mary	Sr.
OL	Ikenna Nwokeji	Elon	Sr.
OL	John Yarbrough	Richmond	Jr.

DEFENSE

Position	Player	School	Class
DL	Darrious Carter	James Madison	Jr.
DL	Brandon Ginnetti	Rhode Island	So.
DL	Isaiah Stephens	William & Mary	Sr.
DL	Brandon Waller	Richmond	Sr.
DL	Kayon Whitaker	Maine	So.
LB	Nate Atkins	William & Mary	So.
LB	Tyrice Beverette	Stony Brook	Sr.
LB	Brandon Hereford	James Madison	Sr.
LB	Justin Rubin	Richmond	Jr.
CB	Travon Reid-Segure	Stony Brook	Sr.
CB	Prince Smith, Jr.	New Hampshire	So.
S	Chris Blair	Elon	Sr.
S	Corey Parker	William & Mary	So.
S	Darin Peart	Stony Brook	Sr.

SPECIAL TEAMS

Position	Player	School	Class
KR	Harold Cooper	Rhode Island	Sr.
PR	Matt Pires	Rhode Island	Fr.
PK	Aidan O'Neill	Towson	So.
P	Nick Pritchard	Delaware	So.
SPEC	Eli Mencer	UAlbany	So.



2017 CAA Football Preseason All-Americans

STATS Walter Payton Award Finalists

Player	Position	School	Class
Kyle Lauletta	QB	Richmond	Sr.
Josh Mack	RB	Maine	So.
Neil O'Connor	WR	New Hampshire	Jr.
Bryan Schor	QB	James Madison	Sr.

STATS Buck Buchanan Award Finalists

Player	Position	School	Class
Andrew Ankrah	DL	James Madison	Sr.
Warren Messer	LB	Elon	Jr.

STATS Jerry Rice Award Finalists

Player	Position	School	Class
Davis Cheek	QB	Elon	Fr.
Jaron Grayer	LB	Maine	Fr.

STATS Eddie Robinson Award Finalists

Coach	School
Davis Cheek	Elon
Mike Houston	James Madison

STATS Preseason All-America Team

OFFENSE				
Team	Position	Player	School	Class
First Team	RB	Elijah Ibitokun-Hanks	UAlbany	Jr.
First Team	OL	Timon Parris	Stony Brook	Sr.
First Team	OL	Aaron Stinnie	James Madison	Sr.
Second Team	FB	Anthony Manzo-Lewis	UAlbany	Sr.
Third Team	OL	Jamil Demby	Maine	Sr.
Third Team	OL	Chris Durant	William & Mary	Sr.
Third Team	TE	Jonathan Kloosterman	James Madison	Sr.
Third Team	RB	Deontez Thompson	Richmond	So.

DEFENSE				
Team	Position	Player	School	Class
First Team	S	Rob Rolle	Villanova	Sr.
Second Team	DL	Andrew Ankrah	James Madison	Sr.
Third Team	S	Raven Greene	James Madison	Sr.

SPECIAL TEAMS				
Team	Position	Player	School	Class
Second Team	AP	Harold Cooper	Rhode Island	Sr.
Second Team	KR	Shane Simpson	Towson	So.
Second Team	PK	Griffin Trau	Richmond	Jr.

HERO Sports Preseason All-America Team

OFFENSE				
Team	Position	Player	School	Class
First Team	OL	Aaron Stinnie	James Madison	Sr.

DEFENSE				
Team	Position	Player	School	Class
First Team	DB	Raven Greene	James Madison	Sr.
First Team	DB	Rob Rolle	Villanova	Sr.

SPECIAL TEAMS				
Team	Position	Player	School	Class
First Team	PK	Griffin Trau	Richmond	Jr.



2017 CAA Football Weekly Awards

	OFFENSIVE	DEFENSIVE	SPECIAL TEAMS	ROOKIE
Sept. 4	Cardon Johnson, James Madison	Kyre Hawkins, James Madison	Andrew Trent, Stony Brook	Bryce Carter, Towson
Sept. 11	Josh Mack, Maine	Andrew Clyde, UR/Jae'Wuan Horton, UNH	Owen Johnson, Elon	Davis Cheek, Elon
Sept. 18	Kyle Lauletta, Richmond	Nate Hatalasky, UAlbany	Aidan O'Neill, Towson	Ryan Stover, Towson
Sept. 25	Trevor Knight, UNH/Malcolm Summers, Elon	Eli Mencer, UAlbany	Alex Lucansky, Stony Brook	Ezrah Archie, James Madison
Oct. 2	Trai Sharp, James Madison	Tyler Campbell, Elon/John Haggart, SBU	John Hinchin, Villanova	Nate Evans, William & Mary
Oct. 9	Kyle Lauletta, Richmond	Troy Reeder, Delaware	Frank Raggo, Delaware	Jaquan Amos, Villanova
Oct. 16	Josh Mack, Maine	Kyre Hawkins, James Madison	Donald Liotine, Stony Brook	Chris Ferguson, Maine
Oct. 23	Jamie Jarmon, Delaware	Nasir Adderley, Delaware	Matt Pires, Rhode Island	DeUnte Chatman, UNH/Davis Cheek, Elon
Oct. 30	Davis Cheek, Elon	Brandon Ginnett, URI/Rashad Robinson, JMU	Brandon Briggs, Maine	Ryan Stover, Towson/Kortez Weeks, Elon
Nov. 6	Trevor Knight, New Hampshire	Troy Reeder, Delaware	Owen Johnson, Elon	Brelynd Cyphers, Elon
Nov. 13	JaJuan Lawson, Rhode Island	Jared Kuehl, New Hampshire	Earnest Edwards, Maine	Coby Tippett, Towson
Nov. 20	Bryan Schor, James Madison	Jeff Steeb, Villanova	D'Angelo Amos, James Madison	Ryan Stover, Towson

Career CAA Football Weekly Award Leaders

(Since 2007)

15 - John Robertson (Villanova, QB)

10 - Terrance West (Towson, RB)

9 - Andrew Pierce (Delaware, RB)

7 - Jonathan Grimes (William & Mary, RB)

6 - Kendall Anderson (William & Mary, RB); Taylor Heinicke (Old Dominion, QB); Rodney Landers (James Madison, QB); Vad Lee (James Madison, QB); Stephon Robertson (James Madison, LB); Justin Rogers (Richmond, KR/DB); Justin Thorpe (James Madison, QB)

5 - Matt Evans (New Hampshire, LB); Scotty McGee (James Madison, KR); Bryan Schor (James Madison, QB); Dae'Quan Scott (James Madison, RB/PR)

4 - Pat Devlin (Delaware, QB); Sean Goldrich (New Hampshire, QB); Josh Gontarek (UAlbany, WR); Elijah Ibitokun-Hanks (UAlbany, RB); Derrick Joseph (Towson, KR/WR); Kyle Lauletta (Richmond, QB); Christophe Mulumba Tshimanga (Maine, LB); Dontra Peters (New Hampshire, CB/RB); Eric Ward (Richmond, QB)

3 - Nigel Beckford (Maine, RB); Zach Bednarczyk (Villanova, QB); Jovan Belcher (Maine, DL); Davis Cheek (Elon, QB); Earnest Edwards (Maine, WR); Grant Enders (Towson, QB); R.J. Harris (New Hampshire, WR); Tyler Holmes (Massachusetts, LB); Thomas Jefferson (Delaware, RB); Josh Jennings (Massachusetts, LB); Donald Liotine (Stony Brook, RB); Josh Mack (Maine, RB); Tom Manning (New Hampshire, PK); Eric McBride (Richmond, LB); Cameron McCurry (Villanova, S); Jimmy Moreland (James Madison, CB); Troy Reeder (Delaware, LB); Ricky Santos (New Hampshire, QB); Shane Simpson (Towson, RB); Ryan Stover (Towson, QB); Michael Strauss (Richmond, QB); Cooper Taylor (Richmond, DB); Anthony Walters (Delaware, DB); B.W. Webb (William & Mary, DB); Chris Whitney (Villanova, QB); Paul Worrilow (Delaware, LB)

2 - Angelo Babbaro (Villanova, KR); Sean Baner (Delaware, PK); Tyrice Beverette (Stony Brook, DB); Andrew Bose (Rhode Island, LB); Pushaun Brown (Maine, RB); John Carpenter (William & Mary, PK); Rayshan Clark (UAlbany, CB); Liam Coen (Massachusetts, QB); Derek Cox (William & Mary, DB); Dalton Crossan (New Hampshire, RB/KR); Louis Feinstein (Rhode Island, PK); Jacobi Green (Richmond, RB); John Haggart (Stony Brook, DL); Joey Harmon (Villanova, LB); Sage Harold (James Madison, DL); Derek Hatcher (Richmond, PR); Kyre Hawkins (James Madison, LB); Travis Hawkins (Delaware, KR); Jonathan Hernandez (Massachusetts, RB); Tim Hightower (Richmond, RB); DeAndre Houston-Carson (William & Mary, S); Kareem Huggins (Hofstra, KR); Kyle Hunte (Northeastern, LB); Brock Jackolski (Hofstra, RB); Michael Johnson (Delaware, WR/KR); Owen Johnson (Elon, PK); Nigel Jones (Maine, RB); Terrence Klein (New Hampshire, LB); Trevor Knight (New Hampshire, QB); Brandon Lee (James Madison, DL); Donnell Lewis (Towson, DB); Joe Marcoux (Villanova, PK); Perry McIntyre (Massachusetts, LB); Aidan O'Neill (Towson, PK); Brian Pate (William & Mary, PK); James Pitts (Villanova, DB); Steve Probst (Rhode Island, QB); Taylor Reynolds (James Madison, CB); Luke Rhodes (William & Mary, LB); Patrick Ricard (Maine, DL); Rashad Robinson (James Madison, CB); Trevor Sasek (Delaware, QB); James Simms (Towson, LB); Dylan Smith (Rhode Island, K); Tye Smith (Towson, CB); Cameron Starke (James Madison, PK); Gage Steele (James Madison, LB); Jon Striefsky (Delaware, PK); Deontez Thompson (Richmond, RB); R.J. Toman (New Hampshire, QB); Adrian Tracy (William & Mary, DL); Jake Trantin (William & Mary, LB); Patrick Toole (UAlbany, QB); Jared Turcotte (Maine, RB); Andy Vailas (New Hampshire, QB); Antonio Vaughan (Old Dominion, WR/PR); Josh Vaughan (Richmond, RB); Darius Vancy (Towson, RB); Gian Villante (Hofstra, LB); Jaheem Woods (Stony Brook, DB); Micah Wright (Maine, WR); Griff Wynter (James Madison, RB)

1 - Adam Abramowitz (Richmond, DL); Khalid Abdullah (James Madison, RB); Nasir Adderley (Delaware, S); D.J. Adeoba (Massachusetts, LB); Victor Adesanya (Rhode Island, DL); Ronnie Akins (Villanova, DB); Sherman Alston (Stony Brook, RB); D'Angelo Amos (James Madison, S); Jaquan Amos (Villanova, DB); Andrew Ankras (James Madison, LB); R.J. Archer (William & Mary, QB); Ezrah Archie (James Madison, RB); Conner Arnone (James Madison, P/PK); Peter Athens (Towson, QB); Jakwail Bailey (Old Dominion, WR); Aaron Ball (Villanova, RB); John Baranowsky (James Madison, DL); Justin Barnes (James Madison, LB); Trevor Bates (Maine, DL); Nick Battle (Richmond, DL); Stacey Bedell (Stony Brook, RB); Odell Benton (Elon, LB); Mike Boyle (New Hampshire, KR); Brian Bradford (Towson, LB); Anthony Bratton (Delaware, DB); Brandon Briggs (Maine, PK); Jordan Brown (James Madison, DB); Marcus Burley (Delaware, DB); Jerry Butler (Delaware, KR); Mike Callahan (William & Mary, QB); Tyler Campbell (Elon, DB); Bryce Carter (Towson, DL); Derek Cassidy (Rhode Island, QB); DeUnte Chatman (New Hampshire, RB); Don Cherry (Villanova, LB); Cory Christopher (Hofstra, QB); Cody Cipalla (Delaware, DB); Telvion Clark (Towson, LB); John Clements (New Hampshire, KR); Steve Cluley (William & Mary, QB); Andrew Clyde (Richmond, DL); Michael Cole (Maine, DE); Dante Cook (William & Mary, LB); Casey Cooley (Richmond, DL); Harold Cooper (Rhode Island, KR/RB); Aaron Corp (Richmond, QB); Trevor Coston (Maine, PR); Jerome Couplin III (William & Mary, FS); Elliot Croskey

(UAlbany, RB); Dalton Crossan (New Hampshire, RB); Omar Cuff (Delaware, RB); Taveion Cuffee (James Madison, DB); Brelynd Cyphers (Elon, RB); Benjamin Davis (Maine, LB); Rashard Davis (James Madison, PR); Casey DeAndrade (New Hampshire, CB); Quinlen Dean (New Hampshire, LB); Sean Decloux (Maine, K); DeVonte Dedmon (William & Mary, WR/PR); John Dempsey (Villanova, DB); Donte Dennis (Maine, LB); Cameron Dohse (William & Mary, WR); Tim Donnelly (Delaware, QB); Nick Dorka (William & Mary, PK); Christian Dorsey (UAlbany, LB); Drew Dudzik (James Madison, QB); Morgan Elman (New Hampshire, PK); Eric Enderson (Delaware, P); Nave Evans (William & Mary, RB); Ryan Farrell (New Hampshire, LB/LS); Chris Ferguson (Maine, QB); Joe Flacco (Delaware, QB); Aaron Forbes (Villanova, RB); Terrance Fox (New Hampshire, KR); Albert Funderburke (William & Mary, RB); Brandon Ginnett (Rhode Island, DL); Jake Giusti (Delaware, DB); Matt Goff (James Madison, P); Xavier Goodall (Richmond, RB); Donald Goodrich (New Hampshire, RB); Colby Goodwyn (Old Dominion, RB); Oliver Graybar (Rhode Island, P); Airek Green (William & Mary, LB); Raven Greene (James Madison, S); John Greer (New Hampshire, DB); John Griffin (Northeastern, RB); Stanley Gutierrez (Hofstra, LB); Darryl Hamilton (Richmond, DB); Mark Hamilton (Villanova, PK/P); Jeremiah Hamlin (Richmond, RB); Brandyn Harvey (Villanova, WR); Brian Harvey (Maine, PK); Nate Hatalasky (UAlbany, LB); Kyle Havens (Massachusetts, QB); David Hayes (Delaware, RB); Wes Hills (Delaware, RB); John Hinchin (Villanova, P); Ryan Hinds (New Hampshire, DB); Emmanuel Holder (Towson, FB); Myles Holmes (Rhode Island, KR); Jae'Wuan Horton (New Hampshire, DL); Malachi Hoskins (UAlbany, DL); Omar Howard (Richmond, LB); Stephen Howell (Richmond, DB); Matt Hubbard (Georgia State, P); Markus Hunter (James Madison, DB); Travis Hurd (Rhode Island, KR); Sam Hurwitz (Towson, PK); Marcus Hyde (William & Mary, DE); Devon Jackson (New Hampshire, LB); Jamie Jarmon (Delaware, WR); Chris Jeannot (New Hampshire, TE); Sean Jellison (New Hampshire, RB); Cardon Johnson (James Madison, RB); Cole Johnson (James Madison, QB); Deontray Johnson (Rhode Island, KR); Mat Johnson (Northeastern, PK); Reuben Johnson (Stony Brook, DB); Brandon Johnson-Farrell (Rhode Island, WR); David Jones (Richmond, DB); Rob Jones (Delaware, WR); Brandon Jordi (Richmond, K); Jesse Julmiste (Massachusetts, KR); Wil Kamin (Richmond, PK/P); Chris Koepllin (Massachusetts, PK); Tanoh Kpassagnon (Villanova, DL); Jared Kuehl (New Hampshire, LB); Tim Kukucka (Villanova, DL); Pop Lacey (New Hampshire, S); JaJuan Lawson (Rhode Island, QB); Eriq Lewis (Old Dominion, CB); Poppy Livers (Villanova, PR); Sherman Logan (Richmond, DL); Eric Loper (Villanova, DB); Alex Lucansky (Stony Brook, PK); Mike MacArthur (New Hampshire, PK/P); Fred Maldonado (Villanova, DB); Matt Marcelle (Delaware, DL); Jon Martin (UAlbany, P); Deron Mayo (Hofstra, DL); Miguel Maysonet (Hofstra, RB); Tre McBride (William & Mary, KR/PR); Willie McGinnis (Rhode Island, DL); Eli Mencer (UAlbany, LB); David Miller (William & Mary, P); Greg Miller (Villanova, DL); John Miller (James Madison, RB); Corey Mitchell (Elon, LB); Arthur Moats (James Madison, DL); Martel Moody (Villanova, DB); J.J. Moore (Massachusetts, WR); Khalil Moore (Elon, DB); Kye Morgan (Stony Brook, DB); Neil Morrison (UAlbany, LB); Alex Mosley (James Madison, DL); Maurice Murray (Northeastern, RB); Kirk Nelms (Massachusetts, DB); Tony Nelson (Massachusetts, RB); Victor Ochi (Stony Brook, DL); Demetrius Oliver (Elon, WR); Joey Orlando (New Hampshire, WR); Omar Osbourne (UAlbany, RB); Corey Parker (William & Mary, DB); Martin Parker (Richmond, DL); Matt Parent (New Hampshire, LB); Mike Perry (Delaware, PK); David Petroni (Elon, P); Wayne Pettus (Richmond, DB); Jake Phillips (William & Mary, QB); Matt Pires (Rhode Island, PR); Kyle Polk (Towson, LB); Brad Prasky (New Hampshire, P); Frank Raggo (Delaware, PK); Brandon Ravenel (James Madison, KR/WR); Josh Roach (James Madison, LB); Aaron Roane (Richmond, DB); Courtney Robinson (Massachusetts, KR); Justin Rohrwasser (Rhode Island, PK); Rob Rolle (Villanova, S); Donald Russell (Georgia State, RB); Troy Russell (Maine, LB); Josh Rutter (William & Mary, LB); Jake Ryder (Towson, P); Kyle Sakowski (UAlbany, S); Joe Sarnese (Villanova, S); Sean Schaefer (Towson, QB); Trai Sharp (James Madison, RB); Dejour Simmons (James Madison, KR); Prince Smith (New Hampshire, CB); Hugo Souza (New Hampshire, LB); Jeff Steeb (Villanova, LB); Nico Steriti (New Hampshire, RB); Rickey Stevens (Maine, RB); Christian Summers (Towson, WR); Malcolm Summers (Elon, RB); Matt Szczur (Villanova, WR); Julian Talley (Massachusetts, WR); Phillip Thaxton (Delaware, RB); Nate Thellen (Northeastern, DB); Terence Thomas (Villanova, LB); Brian Thompson (William & Mary, DB); Coby Tippett (Towson, DB); Chris Treister (Maine, QB); Andrew Trent (Stony Brook, WR); Ricky Tunstall (Delaware, FS); Griffin Trau (Richmond, PK); Charles Tutt (James Madison, KR/CB); Cornell Urquhart (James Madison, DL); Dino Vasso (New Hampshire, DB); Caleb Violette (Massachusetts, PK/P); Ed Wagner (Delaware, P); Brandon Waller (Richmond, DL); Marcus Wasilewski (Maine, QB); Jordan Waxman (Maine, P); Terrel Walker (Maine, RB); Kortez Weeks (Elon, WR); Lamir Whetstone (Maine, DB); Chase Williams (James Madison, LB); Kweshon Williams (James Madison, CB); Pat Williams (James Madison, LB); Roger Williams (Hofstra, PK); Albert Wilson (Georgia State, KR); Tez Wilson (Rhode Island, LB); Nick Yako, (Villanova, PK); Rauley Zaragoza (Delaware, P); Rob Zarilli (Hofstra, PK)

2017 National Weekly Awards

Sept. 18: Aidan O'Neill, PK, Towson - STATS Special Teams Player of the Week
 Oct. 23: Davis Cheek, QB, Elon - STATS Freshman of the Week



CAA Football in the 2017 Polls

STATS Top 25 (Nov. 20)

No.	Team	Record	Points
1.	James Madison (153)	11-0	3,825
2.	Jacksonville State	10-1	3,591
3.	Central Arkansas	10-1	3,456
4.	North Dakota State	10-1	3,359
5.	Sam Houston State	10-1	3,186
6.	South Dakota State	9-2	3,110
7.	North Carolina A&T	11-0	2,706
8.	Wofford	9-2	2,684
9.	Western Illinois	8-3	2,443
10.	Stony Brook	9-2	2,287
11.	Weber State	9-2	2,218
12.	Southern Utah	9-2	2,046
13.	Grambling State	9-1	1,843
14.	Samford	8-3	1,781
15.	Elon	8-3	1,719
16.	South Dakota	7-4	1,332
17.	Eastern Washington	7-4	1,316
18.	Kennesaw State	10-1	1,223
19.	McNeese	9-2	1,203
20.	UNI	7-4	931
21.	New Hampshire	7-4	656
22.	Furman	7-4	613
23.	Illinois State	6-5	416
24.	Yale	9-1	364
25.	Northern Arizona	7-4	354

Others receiving votes: Austin Peay (290), Nicholls (221), Monmouth (157), **Delaware (80)**, **Richmond (77)**, Sacramento State (69), Columbia (48), Montana (32), Western Carolina (26), Central Connecticut State (21), San Diego (18), Youngstown State (13), North Carolina Central (8), Southern (4), Howard (2), Colgate (2), Bethune-Cookman (1)

FCS Coaches Top 25 (Nov. 20)

No.	Team	Record	Points
1.	James Madison (26)	11-0	650
2.	Jacksonville State	10-1	612
3.	Central Arkansas	10-1	588
4.	North Dakota State	10-1	547
5.	Sam Houston State	10-1	538
6.	South Dakota State	9-2	537
7.	North Carolina A&T	11-0	481
8.	Weber State	9-2	438
9.	Wofford	9-2	430
10.	Western Illinois	8-3	410
11.	Stony Brook	9-2	364
12.	Grambling State	9-1	357
13.	Southern Utah	9-2	326
14.	Samford	8-3	317
15.	McNeese	9-2	242
16.	Kennesaw State	10-1	224
17.	Elon	8-3	209
18.	South Dakota	7-4	201
19.	Eastern Washington	7-4	189
20.	New Hampshire	7-4	142
21.	UNI	7-4	138
22.	Nicholls	8-3	115
23.	Monmouth	9-2	65
24.	Yale	9-1	58
25.	Furman	7-4	57

Others receiving votes: Northern Arizona (51), Austin Peay (49), **Richmond (38)**, Illinois State (34), **Delaware (12)**, San Diego (11), Central Connecticut State (10), Sacramento State (6), Montana (2), SE Louisiana (1), Western Carolina (1)

Conference Rankings (Nov. 20)

	STATS	Coaches
Big Sky	4	3
Eastern Washington, Northern Arizona, Southern Utah, Weber State		
Big South	1	2
Kennesaw State, Monmouth		
CAA Football	4	4
Elon, James Madison, New Hampshire, Stony Brook		
Ivy	1	1
Yale		
Mid-Eastern Athletic	1	1
North Carolina A&T		
Missouri Valley	6	5
Illinois State, North Dakota State, UNI, South Dakota, South Dakota State, Western Illinois		
Northeast	0	0
Ohio Valley	1	1
Jacksonville State		
Patriot	0	0
Pioneer	0	0
Southern	3	3
Furman, Samford, Wofford		
Southland	3	4
Central Arkansas, McNeese, Nicholls, Sam Houston State		
Southwestern Athletic	1	1
Grambling State		

2017 Weekly Team-By-Team Rankings Breakdown

(STATS/FCS Coaches)

	UA	UD	EU	JMU	UM	UNH	URI	UR	SBU	TU	VU	WM
Preseason	24/rv	rv/-	-/-	1/1	rv/-	13/16	-/-	7/7	rv/-	-/rv	10/9	rv/rv
Sept. 4	rv/rv	rv/rv	-/-	1/1	rv/-	12/12	rv/-	9/9	rv/-	-/rv	6/8	rv/rv
Sept. 11	rv/-	rv/-	-/-	1/1	rv/-	9/11	-/-	8/6	rv/-	-/rv	7/8	rv/rv
Sept. 18	rv/rv	rv/-	rv/-	1/1	rv/-	15/16	-/-	8/6	rv/rv	rv/rv	7/8	rv/rv
Sept. 25	19/22	rv/-	23/rv	1/1	-/-	15/14	-/-	16/15	rv/rv	-/rv	14/17	rv/rv
Oct. 2	24/rv	rv/-	18/23	1/1	-/-	13/13	-/-	14/14	23/24	-/-	12/15	-/-
Oct. 9	rv/rv	rv/rv	16/20	1/1	-/-	12/12	-/-	13/13	rv/rv	-/-	11/14	-/-
Oct. 16	rv/rv	rv/rv	14/15	1/1	-/-	18/18	-/-	11/10	22/rv	-/-	15/16	-/-
Oct. 23	rv/-	23/rv	10/11	1/1	-/-	17/16	-/-	19/19	22/rv	-/-	13/15	-/-
Oct. 30	-/-	rv/rv	7/10	1/1	rv/-	21/19	-/-	rv/rv	14/21	-/-	20/20	-/-
Nov. 6	-/-	rv/rv	7/9	1/1	-/-	18/16	-/-	rv/rv	12/15	-/-	rv/rv	-/-
Nov. 13	-/-	rv/rv	11/15	1/1	-/-	16/14	-/-	rv/rv	10/12	-/-	-/-	-/-
Nov. 20	-/-	rv/rv	15/17	1/1	-/-	21/20	-/-	rv/rv	10/11	-/-	-/-	-/-
Final												



2017 CAA Football vs. The Nation

2017 CAA FOOTBALL NONCONFERENCE RECORDS

OVERALL: 23-12 (.657)

Conference	-----2017-----			2016	Pct.
	Games	W-L	Pct.		
ACC (FBS)	2	0-2	.000	1-4	.200
American (FBS)	3	1-2	.333	0-3	.000
Big Sky (FCS)	0	0-0	.000	2-1	.667
Big South (FCS)	2	2-0	1.000	0-1	.000
Big Ten (FBS)	1	0-1	.000	0-0	.000
Conference USA (FBS)	1	0-1	.000	0-1	.000
Ivy League (FCS)	3	2-1	.667	1-3	.250
Mid-American (FBS)	2	0-2	.000	1-1	.500
MEAC (FCS)	6	6-0	1.000	5-0	1.000
Missouri Valley (FCS)	0	0-0	.000	2-1	.667
Northeast (FCS)	5	5-0	1.000	5-1	.833
Patriot (FCS)	5	4-1	.800	7-0	1.000
Southern (FCS)	2	2-0	1.000	0-0	.000
Southland (FCS)	1	0-1	.000	1-0	1.000
Sun Belt (FBS)	1	1-0	1.000	0-0	.000
Independent (FBS)	1	0-1	.000	0-0	.000
CAA Football vs. FCS	24	21-3	.875	24-7	.774
CAA Football vs. FBS	11	2-9	.182	2-11	.154

CAA FOOTBALL NONCONFERENCE RECORDS

(Since 2002)

Year	-----Overall-----			-----Playoffs-----	
	Games	W-L	Pct.	W-L	Pct.
2002	36	24-12	.667	3-3	.500
2003	36	24-12	.667	4-1	.800
2004	47	32-15	.681	8-3 (2 CAAFB matchups)	.727
2005	40	25-15	.625	2-2	.500
2006	39	24-15	.615	4-3 (1 CAAFB matchup)	.571
2007	47	30-17	.638	6-5	.545
2008	54	34-20	.630	8-4 (1 CAAFB matchup)	.667
2009	43	29-14	.674	8-3 (2 CAAFB matchups)	.727
2010	38	24-14	.632	6-4 (1 CAAFB matchup)	.600
2011	41	25-16	.610	3-5	.375
2012	37	18-19	.486	1-3	.250
2013	48	29-19	.604	6-3 (1 CAAFB matchup)	.667
2014	54	29-25	.537	4-4	.500
2015	42	20-22	.476	3-4 (1 CAAFB matchup)	.429
2016	45	27-18	.600	8-3 (1 CAAFB matchup)	.727
TOTALS	647	394-253	.609	75-50 (9 CAAFB matchups)	.600

CAA FOOTBALL ALL-TIME VICTORIES OVER FBS OPPONENTS

(Since NCAA I-A "FBS" and I-AA "FCS" division in 1978)

YEAR	CAA Football School	I-A/FBS Opponent	Score	Date
1978	Massachusetts	Boston College	27-0	Nov. 5
1984	Massachusetts	Ball State	26-10	Sept. 1
1986	Delaware	Navy	27-14	Nov. 15
1989	Delaware	Navy	10-9	Nov. 18
1991	Delaware	Navy	29-25	Oct. 26
1992	Delaware	Navy	37-21	Oct. 24
1994	Boston Univ.	Army	21-12	Nov. 12
1998	William & Mary	Temple	45-38	Oct. 3
1999	Connecticut	Buffalo	23-0	Sept. 18
2000	Northeastern	Connecticut	35-27	Sept. 23
2000	Richmond	Arkansas State	30-27	Sept. 30
2000	Rhode Island	Connecticut	26-21	Nov. 11
2002	Villanova	Rutgers	37-19	Aug. 31
2002	Northeastern	Ohio	31-0	Sept. 7
2003	Villanova	Temple	23-20	Sept. 6
2003	Delaware	Navy	21-17	Oct. 25
2004	New Hampshire	Rutgers	35-24	Sept. 11
2004	Maine	Mississippi State	9-7	Sept. 18
2006	Richmond	Duke	13-0	Sept. 2
2006	New Hampshire	Northwestern	34-17	Sept. 9
2007	New Hampshire	Marshall	48-35	Sept. 15
2007	Delaware	Navy	59-52	Oct. 27
2008	New Hampshire	Army	28-10	Sept. 6
2009	Villanova	Temple	27-24	Sept. 3
2009	William & Mary	Virginia	26-14	Sept. 5
2009	Richmond	Duke	24-16	Sept. 5
2009	New Hampshire	Ball State	23-16	Sept. 12
2010	James Madison	Virginia Tech	21-16	Sept. 11
2011	Richmond	Duke	23-21	Sept. 3
2013	Towson	Connecticut	33-18	Aug. 29
2013	Maine	Massachusetts	24-14	Sept. 7
2015	James Madison	SMU	48-45	Sept. 26
2016	UAlbany	Buffalo	22-16	Sept. 2
2016	Richmond	Virginia	37-20	Sept. 3
2017	James Madison	East Carolina	34-14	Sept. 2
2017	New Hampshire	Georgia Southern	22-12	Sept. 9

CAA Football vs. I-A/FBS (Since 1978)

36-185 (.163)



CAA Football In The Playoffs

CAA Football Postseason Records By Round

(includes Yankee and Atlantic 10 members since 1978)

CAA Football Teams in Playoffs	Non-Conference	Overall
First Round.....	48-33 (.593)	48-33 (.593)
Second Round (since 2010).....	9-9 (.500)	12-12 (.500)
Quarterfinals.....	18-24 (.429)	23-29 (.442)
Semifinals.....	8-11 (.421)	10-13 (.435)
Championship Game.....	6-5 (.545)	6-5 (.545)
All Rounds.....	89-82 (.520)	99-92 (.518)

Team-By-Team Records In The NCAA Playoffs

(current members; during conference membership; versus all opponents)

CAA Football Team	Home	Road	Neutral	Overall
Delaware.....	14-4 (.778)	5-6 (.455)	1-2 (.333)	20-12 (.625)
James Madison.....	5-3 (.625)	5-6 (.455)	2-0 (1.000)	12-9 (.571)
Maine.....	0-1 (.000)	3-6 (.333)	0-0 (.000)	4-6 (.400)
New Hampshire.....	5-5 (.500)	7-10 (.412)	0-0 (.000)	12-15 (.444)
Rhode Island.....	2-0 (1.000)	0-3 (.000)	0-0 (.000)	2-3 (.667)
Richmond.....	7-3 (.700)	6-6 (.500)	1-0 (1.000)	14-9 (.609)
Towson.....	1-1 (.500)	2-0 (1.000)	0-1 (.000)	3-2 (.600)
Villanova.....	9-2 (.818)	2-9 (.182)	1-0 (1.000)	12-11 (.522)
William & Mary.....	5-2 (.714)	1-5 (.167)	0-0 (.000)	6-7 (.462)
CAA Football Overall.....	48-21 (.696)	31-51 (.378)	5-3 (.625)	84-75 (.528)

CAA Football vs. The NCAA Playoff Field

(includes Yankee and Atlantic 10 members' opponents since 1978)

*Does not reflect the UD-WM (2004), JMU-WM (2004), UNH-UMass (2006), VU-JMU (2008), UNH-YU (2009), WM-VU (2009), UNH-UD (2010), UNH-UM (2013), and WM-UR (2015) contests as they were each Conference members at time of game.

Appalachian State.....	4-9	Louisiana-Monroe.....	1-0
Arkansas State.....	0-1	Marshall.....	0-4
Akron.....	1-0	McNeese State.....	3-4
Bethune-Cookman.....	1-0	Missouri State.....	0-1
Chattanooga.....	1-0	Montana.....	5-3
Coastal Carolina.....	1-1	Montana State.....	0-2
Colgate.....	4-4	Morgan State.....	1-0
Delaware State.....	1-0	Nevada-Reno.....	1-0
Duquesne.....	1-0	North Carolina A&T.....	1-0
E. Tenn. State.....	0-1	Norfolk State.....	1-0
Eastern Illinois.....	1-0	North Dakota.....	1-0
Eastern Kentucky.....	4-2	North Dakota State.....	1-4
Eastern Washington.....	1-3	Northern Iowa.....	4-6
Elon.....	1-0	Northwestern State.....	1-0
Florida A&M.....	0-1	Portland State.....	1-0
Fordham.....	4-1	Richmond.....	1-1
Furman.....	3-4	Saint Francis (Pa.).....	1-0
Georgia Southern.....	4-10	Sam Houston State.....	1-1
Hampton.....	4-0	Samford.....	1-1
Hofstra.....	2-0	South Dakota State.....	0-1
Holy Cross.....	1-0	Southeastern Louisiana.....	1-0
Idaho.....	0-1	Southern Illinois.....	4-1
Idaho State.....	0-1	Stephen F. Austin.....	1-0
Illinois State.....	1-1	Stony Brook.....	0-1
Jackson State.....	1-0	Troy State.....	1-1
James Madison.....	0-1	Weber State.....	1-0
Lafayette.....	3-0	William & Mary.....	1-1
Lehigh.....	5-3	Wofford.....	3-1
Liberty.....	1-1	Youngstown State.....	2-4

FCS Conferences In The NCAA Playoffs

Conference (First Year)	Overall
Southern (1982).....	106-70 (.602)
Independent.....	3-2 (.600)
Missouri Valley [Gateway] (1985).....	92-63 (.594)
CAA Football [Atlantic 10, Yankee] (1978).....	99-92 (.518)
Big Sky (1979).....	80-75 (.516)
Southland (1982).....	58-61 (.487)
Big South (2006).....	8-11 (.421)
Ohio Valley (1979).....	31-56 (.356)
Patriot (1997).....	13-24 (.351)
Great West (2004).....	1-2 (.333)
Pioneer (2013).....	1-4 (.250)
Mid-Eastern Athletic (1981).....	6-30 (.167)
Northeast (2010).....	1-8 (.111)
Southwestern Athletic (1978).....	0-19 (.000)

CAA Football Multiple-Berth NCAA Postseasons

(includes Yankee and Atlantic 10 members since 1978)

Year	Teams
2007	Delaware, James Madison, Massachusetts, New Hampshire, Richmond
2008	James Madison, Maine, New Hampshire, Richmond, Villanova
2011	James Madison, Maine, New Hampshire, Old Dominion, Towson
2014	Delaware, James Madison, New Hampshire, William & Mary
2009	New Hampshire, Richmond, Villanova, William & Mary
2010	Delaware, New Hampshire, Villanova, William & Mary
2014	James Madison, New Hampshire, Richmond, Villanova
2015	James Madison, New Hampshire, Richmond, William & Mary
2016	James Madison, New Hampshire, Richmond, Villanova
2017	Elon, James Madison, New Hampshire, Stony Brook
1991	Delaware, New Hampshire, Villanova
1993	Boston University, Delaware, William & Mary
1994	Boston University, James Madison, New Hampshire
1996	Delaware, Villanova, William & Mary
1998	Connecticut, Massachusetts, Richmond
2001	Hofstra, Maine, William & Mary
2002	Maine, Northeastern, Villanova
2006	James Madison, Massachusetts, New Hampshire
2012	New Hampshire, Old Dominion, Villanova
2013	Maine, New Hampshire, Towson
1984	Boston University, Rhode Island
1987	Maine, Richmond
1988	Delaware, Massachusetts
1989	Maine, Villanova
1992	Delaware, Villanova
1995	Delaware, James Madison
1997	Delaware, Villanova
1999	James Madison, Massachusetts
2000	Delaware, Richmond
2003	Delaware, Massachusetts
2005	New Hampshire, Richmond

CAA Football In The NCAA Playoffs

(includes Yankee and Atlantic 10 members since 1978)

Overall NCAA Postseason Berths from CAA Football	98 (15 total schools)
Longest consecutive streak of NCAA Postseason Berths from CAA Football	37-straight seasons (1981-2016)
Multiple NCAA Postseason berths from CAA Football	30 seasons
Longest consecutive streak of Multiple NCAA Postseason Berths from CAA Football	26-straight seasons (1991-2016)

2017 NCAA Division I Football Championship

NCAA Division I Football Championship Selection Show

Sunday, Nov. 19 (ESPN)

NCAA Division I Football Championship First Round

Saturday, Nov. 25 (Campus Sites - ESPN3)

NCAA Division I Football Championship Second Round

Saturday, Dec. 2 (Campus Sites - ESPN3)

NCAA Division I Football Championship Quarterfinals

Friday & Saturday, Dec. 8-9 (Campus Sites - ESPN Family of Networks)

NCAA Division I Football Championship Semifinals

Friday & Saturday, Dec. 15-16 (Campus Sites - ESPN Family of Networks)

NCAA Division I Football Championship Game

Saturday, Jan. 6 (Frisco, Texas - ESPN Family of Networks)



CAA Football Postseason History

Delaware

Year	Game/Bowl	Opponent	Result
1946	Cigar Bowl	Rollins (FL)	W/21-7
1954	Refrigerator Bowl	Kent State	W/19-7
1968	Boardwalk Bowl	Indiana (PA)	W/31-24
1969	Boardwalk Bowl	N.C. Central	W/31-13
1970	Boardwalk Bowl	Morgan State	W/38-23
1971	Boardwalk Bowl	C.W. Post	W/72-22
1973	NCAA II Quarterfinals	Grambling	L/17-8
1974	NCAA II Quarterfinals	Youngstown State	W/35-14
	NCAA II Semifinals	UNLV	W/49-11
	NCAA II Final	Central Michigan	L/54-14
1976	NCAA II Quarterfinals	Northern Michigan	L/28-17
1978	NCAA II Quarterfinals	Jacksonville State	W/42-27
	NCAA II Semifinals	Winston-Salem State	W/41-0
	NCAA II Final	Eastern Illinois	L/10-9
1979	NCAA II Quarterfinals	Virginia Union	W/58-28
	NCAA II Semifinals	Mississippi College	W/60-10
	NCAA II Final	Youngstown State	W/38-21
1981	NCAA I-AA First Round	Eastern Kentucky	L/35-28
1982	NCAA I-AA Quarterfinals	Colgate	W/20-13
	NCAA I-AA Semifinals	Louisiana Tech	W/17-0
	NCAA I-AA Final	Eastern Kentucky	L/17-14
1986	NCAA I-AA First Round	William and Mary	W/51-17
	NCAA I-AA Quarterfinals	Arkansas State	L/55-14
1988	NCAA I-AA First Round	Furman	L/21-7
1991	NCAA I-AA First Round	James Madison (20T)	L/42-35
1992	NCAA I-AA First Round	Samford	W/56-21
	NCAA I-AA Quarterfinals	NE Louisiana	W/41-18
	NCAA I-AA Semifinals	Marshall	L/21-7
1993	NCAA I-AA First Round	Montana	W/49-48
	NCAA I-AA Quarterfinals	Marshall	L/34-31
1995	NCAA I-AA First Round	Hofstra	W/38-17
	NCAA I-AA Quarterfinals	McNeese State	L/52-18
1996	NCAA I-AA First Round	Marshall	L/59-14
1997	NCAA I-AA First Round	Hofstra	W/29-14
	NCAA I-AA Quarterfinals	Georgia Southern	W/16-7
	NCAA I-AA Semifinals	McNeese State	L/23-21
2000	NCAA I-AA First Round	Portland State	W/49-14
	NCAA I-AA Quarterfinals	Lehigh	W/47-22
	NCAA I-AA Semifinals	Georgia Southern	L/27-18
2003	NCAA I-AA First Round	Southern Illinois	W/48-7
	NCAA I-AA Quarterfinals	Northern Iowa	W/37-7
	NCAA I-AA Semifinals	Wofford	W/24-9
	NCAA I-AA Final	Colgate	W/40-0
2004	NCAA I-AA First Round	Lafayette	W/28-14
	NCAA I-AA Quarterfinals	William and Mary (20T)	L/44-38
2007	NCAA FCS First Round	Delaware State	W/44-7
	NCAA FCS Quarterfinals	Northern Iowa	W/39-27
	NCAA FCS Semifinals	Southern Illinois	W/20-17
	NCAA FCS Final	Appalachian State	L/49-21
2010	NCAA FCS Second Round	Lehigh	W/42-20
	NCAA FCS Quarterfinals	New Hampshire	W/16-3
	NCAA FCS Semifinals	Georgia Southern	W/27-10
	NCAA FCS Final	Eastern Washington	L/20-19

James Madison

Year	Game/Bowl	Opponent	Result
1987	NCAA I-AA First Round	Marshall	L/41-12
1991	NCAA I-AA First Round	Delaware (20T)	W/42-35
	NCAA I-AA Quarterfinals	Samford	L/24-21
1994	NCAA I-AA First Round	Troy State	W/45-26
	NCAA I-AA Quarterfinals	Marshall (OT)	L/28-21
1995	NCAA I-AA First Round	Appalachian State	L/31-24
1999	NCAA I-AA First Round	Troy State	L/27-7
2004	NCAA I-AA First Round	Lehigh	W/14-13
	NCAA I-AA Quarterfinals	Furman	W/14-13
	NCAA I-AA Semifinals	William and Mary	W/48-34
	NCAA I-AA Final	Montana	W/31-21

2006	NCAA FCS First Round	Youngstown State	L/35-31
2007	NCAA FCS First Round	Appalachian State	L/28-27
2008	NCAA FCS First Round	Wofford	W/38-35
	NCAA FCS Quarterfinals	Villanova	W/31-27
	NCAA FCS Semifinals	Montana	L/35-27
2011	NCAA FCS First Round	Eastern Kentucky	W/20-17
	NCAA FCS Second Round	North Dakota State	L/26-14
2014	NCAA FCS First Round	Liberty	L/26-21
2015	NCAA FCS Second Round	Colgate	L/44-38
2016	NCAA FCS Second Round	New Hampshire	W/55-22
	NCAA FCS Quarterfinals	Sam Houston State	W/65-7
	NCAA FCS Semifinals	North Dakota State	W/27-17
	NCAA FCS Final	Youngstown State	W/28-14

Maine

Year	Game/Bowl	Opponent	Result
1965	Tangerine Bowl	East Carolina	L/31-0
1987	NCAA I-AA First Round	Georgia Southern (OT)	L/31-28
1989	NCAA I-AA First Round	SMS	L/38-35
2001	NCAA I-AA First Round	McNeese State	W/14-10
	NCAA I-AA Quarterfinals	Northern Iowa	L/56-28
2002	NCAA I-AA First Round	Appalachian State	W/14-13
	NCAA I-AA Quarterfinals	Georgia Southern	L/31-7
2008	NCAA FCS First Round	Northern Iowa	L/40-15
2011	NCAA FCS Second Round	Appalachian State	W/34-12
	NCAA FCS Quarterfinals	Georgia Southern	L/35-23
2013	NCAA FCS Second Round	New Hampshire	L/41-27

New Hampshire

Year	Game/Bowl	Opponent	Result
1947	Glass Bowl	Toledo	L/20-14
1975	NCAA II Quarterfinals	Lehigh	W/35-21
	NCAA II Semifinals	Western Kentucky	L/14-3
1976	NCAA II Quarterfinals	Montana State	L/17-16
1991	NCAA I-AA First Round	Samford	L/29-13
1994	NCAA I-AA First Round	Appalachian State (OT)	L/17-10
2004	NCAA I-AA First Round	Georgia Southern	W/27-23
	NCAA I-AA Quarterfinals	Montana	L/47-17
2005	NCAA I-AA First Round	Colgate	W/55-21
	NCAA I-AA Quarterfinals	Northern Iowa	L/24-21
2006	NCAA FCS First Round	Hampton	W/41-38
	NCAA FCS Quarterfinals	Massachusetts	L/24-17
2007	NCAA FCS First Round	Northern Iowa	L/38-35
2008	NCAA FCS First Round	Southern Illinois	W/29-20
	NCAA FCS Quarterfinals	Northern Iowa	L/36-34
2009	NCAA FCS First Round	McNeese State	W/49-13
	NCAA FCS Quarterfinals	Villanova	L/46-7
2010	NCAA FCS Second Round	Bethune-Cookman	W/45-20
	NCAA FCS Quarterfinals	Delaware	L/16-3
2011	NCAA FCS Second Round	Montana State	L/26-25
2012	NCAA FCS Second Round	Wofford	L/23-7
2013	NCAA FCS First Round	Lafayette	W/45-7
	NCAA FCS Second Round	Maine	W/41-27
	NCAA FCS Quarterfinals	Southeastern Louisiana	W/20-17
	NCAA FCS Semifinals	North Dakota State	L/52-14
2014	NCAA FCS Second Round	Fordham	W/44-19
	NCAA FCS Quarterfinals	Chattanooga	W/35-30
	NCAA FCS Semifinals	Illinois State	L/21-18
2015	NCAA FCS First Round	Colgate	L/27-20
2016	NCAA FCS First Round	Lehigh	W/64-21
	NCAA FCS Second Round	James Madison	L/55-22



CAA Football Postseason History

Rhode Island

Year	Game/Bowl	Opponent	Result
1955	Refrigerator Bowl	Jacksonville State	L/12-10
1981	NCAA I-AA Quarterfinals	Idaho State	L/51-0
1984	NCAA I-AA Quarterfinals	Richmond	W/23-17
	NCAA I-AA Semifinals	Montana State	L/32-20
1985	NCAA I-AA First Round	Akron	W/35-27
	NCAA I-AA Quarterfinals	Furman	L/29-15

Richmond

Year	Game/Bowl	Opponent	Result
1968	Tangerine Bowl	Ohio University	W/49-42
1971	Tangerine Bowl	Toledo	L/28-3
1984	NCAA I-AA First Round	Boston University	W/35-33
	NCAA I-AA Quarterfinals	Rhode Island	L/23-17
1987	NCAA I-AA First Round	Appalachian State	L/20-3
1998	NCAA I-AA First Round	Lehigh	L/24-23
2000	NCAA I-AA First Round	Youngstown State	W/10-3
	NCAA I-AA Quarterfinals	Montana	L/34-20
2005	NCAA I-AA First Round	Hampton	W/38-10
	NCAA I-AA Quarterfinals	Furman	L/24-20
2007	NCAA FCS First Round	Eastern Kentucky	W/33-14
	NCAA FCS Quarterfinals	Wofford	W/21-10
	NCAA FCS Semifinals	Appalachian State	L/55-35
2008	NCAA FCS First Round	Eastern Kentucky	W/38-10
	NCAA FCS Quarterfinals	Appalachian State	W/33-13
	NCAA FCS Semifinals	Northern Iowa	W/21-20
	NCAA FCS Final	Montana	W/24-7
2009	NCAA FCS First Round	Elon	W/16-13
	NCAA FCS Quarterfinals	Appalachian State	L/35-31
2014	NCAA FCS First Round	Morgan State	W/46-24
	NCAA FCS Second Round	Coastal Carolina	L/36-15
2015	NCAA FCS Second Round	William & Mary	W/48-13
	NCAA FCS Quarterfinals	Illinois State	W/39-27
	NCAA FCS Semifinals	North Dakota State	L/33-7
2016	NCAA FCS First Round	North Carolina A&T	W/39-10
	NCAA FCS Second Round	North Dakota	W/27-24
	NCAA FCS Quarterfinals	Eastern Washington	L/38-0

Towson

Year	Game/Bowl	Opponent	Result
1976	NCAA III Quarterfinals	C.W. Post	W/14-10
	NCAA III Semifinals	St. Lawrence	W/38-36
	NCAA III Final	St. John's (MN)	L/31-28
1983	NCAA II Quarterfinals	North Dakota State	L/24-17
1984	NCAA II Quarterfinals	Norfolk State	W/31-21
	NCAA II Semifinals	Troy State	L/45-3
1986	NCAA II Quarterfinals	Central State	L/31-0
2011	NCAA FCS Second Round	Lehigh	L/40-38
2013	NCAA FCS Second Round	Fordham	W/48-28
	NCAA FCS Quarterfinals	Eastern Illinois	W/49-39
	NCAA FCS Semifinals	Eastern Washington	W/35-31
	NCAA FCS Championship	North Dakota State	L/35-7

Villanova

Year	Game/Bowl	Opponent	Result
1936	Bacardi Bowl	Auburn	T/7-7
1947	Great Lakes Bowl	Kentucky	L/24-14
1949	Harbor Bowl	Nevada	W/27-7
1961	Sun Bowl	Wichita	W/17-9
1962	Liberty Bowl	Oregon State	L/6-0
1989	NCAA I-AA First Round	Georgia Southern	L/52-36
1991	NCAA I-AA First Round	Youngstown State	L/17-16
1992	NCAA I-AA First Round	Youngstown State	L/23-20
1996	NCAA I-AA First Round	East Tennessee State	L/35-29
1997	NCAA I-AA First Round	Colgate	W/49-28
	NCAA I-AA Quarterfinals	Youngstown State	L/37-34
2002	NCAA I-AA First Round	Furman	W/45-38
	NCAA I-AA Quarterfinals	Fordham	W/24-10
	NCAA I-AA Semifinals	McNeese State	L/39-28
2008	NCAA FCS First Round	Colgate	W/55-28
	NCAA FCS Quarterfinals	James Madison	L/31-27
2009	NCAA FCS First Round	Holy Cross	W/38-28
	NCAA FCS Quarterfinals	New Hampshire	W/46-7
	NCAA FCS Semifinals	William and Mary	W/14-13
	NCAA FCS Final	Montana	W/23-21
2010	NCAA FCS Second Round	Stephen F. Austin	W/54-24
	NCAA FCS Quarterfinals	Appalachian State	W/42-24
	NCAA FCS Semifinals	Eastern Washington	L/41-31
2012	NCAA FCS First Round	Stony Brook	L/20-10
2014	NCAA FCS Second Round	Liberty	W/29-22
	NCAA FCS Quarterfinals	Sam Houston State	L/34-31
2016	NCAA FCS First Round	Saint Francis (Pa.)	W/31-21
	NCAA FCS Second Round	South Dakota State	L/10-7

William & Mary

Year	Game/Bowl	Opponent	Result
1947	Dixie Bowl	Arkansas	L/21-19
1948	Delta Bowl	Oklahoma A&M	W/20-0
1970	Tangerine Bowl	Toledo	L/40-12
1986	NCAA I-AA First Round	Delaware	L/51-17
1988	Ivy Bowl	Japan All-Stars	W/73-3
1989	NCAA I-AA First Round	Furman	L/24-10
1990	NCAA I-AA First Round	Massachusetts	W/38-0
	NCAA I-AA Quarterfinals	Central Florida	L/52-38
1992	Ivy Bowl	Nihon University	W/35-10
1993	NCAA I-AA First Round	McNeese State	L/34-28
1996	NCAA I-AA First Round	Jackson State	W/45-6
	NCAA I-AA Quarterfinals	Northern Iowa	L/38-35
2001	NCAA I-AA First Round	Appalachian State	L/40-27
2004	NCAA I-AA First Round	Hampton	W/42-35
	NCAA I-AA Quarterfinals	Delaware (20T)	W/44-38
	NCAA I-AA Semifinals	James Madison	L/48-34
2009	NCAA FCS First Round	Weber State	W/38-0
	NCAA FCS Quarterfinals	Southern Illinois	W/24-3
	NCAA FCS Semifinals	Villanova	L/14-13
2010	NCAA FCS Second Round	Georgia Southern	L/31-15
2015	NCAA FCS First Round	Duquesne	W/52-49
	NCAA FCS Second Round	Richmond	L/48-13



2017 Team & Coach Records

OVERALL RECORD LAST FIVE SEASONS (2013-2017)

(All Games as CAA Football Members)

Team	Wins	Losses	Pct.	Titles
James Madison	49	14	.778	3
New Hampshire	44	21	.677	1
Richmond	41	24	.631	1
Villanova	37	23	.617	0
Towson	33	28	.541	0
Stony Brook	29	26	.527	0
Maine	28	27	.509	1
William & Mary	30	29	.508	1
Delaware	28	29	.491	0
UAlbany	22	35	.386	0
Elon	15	30	.333	0
Rhode Island	10	47	.175	0

OVERALL RECORD LAST 10 SEASONS (2008-2017)

(All Games as CAA Football Members)

Team	Wins	Losses	Pct.	Titles
James Madison	88	35	.715	4
New Hampshire	88	40	.688	2
Richmond	82	45	.646	3
Villanova	80	45	.640	2
William & Mary	63	55	.534	2
Delaware	62	55	.530	1
Stony Brook	29	26	.527	0
Maine	59	55	.518	1
Towson	55	63	.466	2
UAlbany	22	35	.386	0
Elon	15	30	.333	0
Rhode Island	22	91	.195	0

CURRENT CAA FOOTBALL COACH RECORDS

Coach, Team	COLLEGIATE OVERALL RECORD		ALL GAMES AT CAA SCHOOLS		CAA FOOTBALL GAMES ONLY	
	W-L-T	Pct.	W-L-T	Pct.	W-L-T	Pct.
Greg Gattuso, UAlbany	118-56	.678	21-24	.467	11-21	.344
Danny Rocco, Delaware	97-46	.678	50-26	.658	31-17	.646
Curt Cignetti, Elon	61-20	.753	8-3	.727	6-2	.750
Mike Houston, James Madison	68-20	.773	25-1	.962	16-0	1.000
Joe Harasymiak, Maine	10-11	.476	10-11	.476	8-8	.500
Sean McDonnell, New Hampshire	148-87	.630	148-87	.630	95-60	.613
Jim Fleming, Rhode Island	28-39	.418	7-38	.156	5-27	.156
Russ Huesman, Richmond	65-42	.607	6-5	.545	4-4	.500
Chuck Priore, Stony Brook	115-69	.625	29-26	.527	21-19	.525
Rob Ambrose, Towson	55-61	.474	52-54	.491	33-39	.458
Mark Ferrante, Villanova	5-6	.455	5-6	.455	3-5	.375
Jimmye Laycock, William & Mary	245-189-2	.564	245-189-2	.564	109-93	.540

CAA FOOTBALL ALL-TIME STANDINGS

(League games only)

Team	Wins	Losses	Ties	Pct.	Overall Titles	Shared Titles	Outright Titles	Last Title
<i>Old Dominion</i>	13	3	0	.813	0	0	0	--
<i>Massachusetts</i>	236	139	4	.628	21	11	10	2007
James Madison	125	78	0	.616	5	3	2	2016
Delaware	156	101	0	.607	9	7	2	2010
Villanova	145	98	0	.597	6	5	1	2012
<i>Connecticut</i>	158	115	10	.576	15	10	5	1989
New Hampshire	238	190	10	.555	14	5	9	2014
William & Mary	109	93	0	.540	5	4	1	2015
Stony Brook	21	19	0	.525	0	0	0	--
Richmond	124	133	0	.482	8	7	1	2015
Maine	201	231	7	.466	12	8	4	2013
<i>Boston University</i>	71	89	0	.444	6	4	2	1993
<i>Hofstra</i>	31	44	0	.413	1	1	0	2001
Towson	43	69	0	.384	2	1	1	2012
<i>Northeastern</i>	52	87	0	.374	1	1	0	2002
Rhode Island	138	300	7	.318	7	5	2	1985
Elon	10	22	0	.313	0	0	0	--
<i>Vermont</i>	27	63	2	.304	0	0	0	--
UAlbany	11	29	0	.275	0	0	0	--
<i>Georgia State</i>	1	7	0	.125	0	0	0	--

Former league members in italics

Last Back-to-Back and Three-Time Champion: James Madison (2015-17) - Shared with Richmond and William & Mary in 2015

Longest Title Streak: 5, Connecticut (1956-60)

Most Years Between Titles: 30, Rhode Island (1985-present)



CAA Football All-Time Coaching Records

Coach	Years	-- OVERALL --		-- CONFERENCE --		CAA Football All-Time Conference Wins
		Record	Pct.	Record	Pct.	
1. Mike Houston (JMU)	2016-	25-7	.962	16-0	1.000	142
2. Biff Glassford (UNH)	1946-1948	19-5-1	.780	7-1	.875	109
3. Vic Fusia (UMass)	1961-1970	59-32-2	.645	41-7-1	.847	97
4. Bobby Wilder (ODU)	2011-2012	21-5	.808	13-3	.813	95
5. Mike London (UR)	2008-2009	24-5	.828	13-3	.813	90
6. David Nelson (UM)	1949-1950	7-5-2	.571	5-1-1	.786	89
7. Dick MacPherson (UMass)	1971-1977	45-27-1	.623	28-8-1	.770	71
8. Curt Cignetti (EU)	2017-	8-3	.727	6-2	.750	71
Everett Withers (JMU)	2014-2016	18-7	.720	12-4	.750	61
Bob Casciola (UC)	1971-1972	9-8-1	.528	7-2-1	.750	49
Tom Lichtenberg (UM)	1989	9-3	.750	6-2	.750	47
Charles Studley (UMass)	1960	7-2	.778	3-1	.750	42
Hal Kopp (URI)	1950, 52-55	28-11-2	.718	15-5-1	.738	41
Bob Pickett (UMass)	1978-1983	36-28	.563	22-8	.733	41
John Toner (UC)	1966-1970	20-24-3	.457	17-6-2	.720	41
Harold "Tubby" Raymond (UD)	1966-2001	300-119-3	.714	89-38	.701	37
Mark Whipple (UMass)	1998-2003	49-26	.653	35-16	.686	35
Tim Murphy (UM)	1987-1988	15-8	.652	10-5	.667	33
Rick Taylor (BU)	1977-1984	55-32-1	.631	26-14	.650	29
Thomas Eck (UMass)	1945, 47-51	17-23-4	.432	6-3-1	.650	28
21. Danny Rocco (UD)	2012-	50-26	.658	31-17	.646	26
Richmond	2012-2016	43-22	.658	26-14	.646	25
Delaware	2017-	7-4	.635	5-3	.627	24
Bob Ingalls (UC)	1952-1963	49-54-3	.476	29-16-3	.635	23
Don Brown (NU, UMass)	2000-03, 04-08	70-39	.642	47-28	.627	22
Northeastern	2000-2003	27-20	.572	18-17	.511	22
Massachusetts	2004-2008	42-19	.684	29-11	.727	21
Rip Scherer (JMU)	1991-1994	29-19	.604	10-6	.625	21
Larry Naviaux (UC)	1973-1976	18-24-1	.430	13-8-1	.614	20
26. Sean McDonnell (UNH)	1999-	148-87	.630	95-60	.613	20
J.O. Christian (UC)	1934-1949	66-51-4	.562	5-3-1	.611	19
Andy Talley (VU)	1985-2016	230-136-1	.628	142-93	.604	18
Hal Westerman (UM)	1951-1966	80-38-7	.668	41-26-5	.604	17
Dave Clawson (UR)	2004-2007	29-20	.592	19-13	.594	17
Mickey Matthews (JMU)	1999-13	109-71	.606	71-52	.577	17
Bill Bowes (UNH)	1972-1998	175-106-5	.621	97-74-2	.567	16
Rick Forzano (UC)	1964-1965	7-10-1	.417	4-3-1	.563	16
Skip Holtz (UC)	1994-1998	34-23	.597	22-18	.550	15
Jim Root (UNH)	1968-1971	18-14-1	.561	11-9	.550	15
Tom Jackson (UC)	1983-1993	62-57	.521	42-35	.545	15
K.C. Keeler (UD)	2002-2012	86-52	.623	49-41	.544	14
38. Jimmie Laycock (WM)	1980-	245-189-2	.564	109-93	.540	13
39. Chuck Priore (SBU)	2013-	29-26	.527	21-19	.525	13
Jim Reid (UMass, UR)	1986-91, 95-03	84-82-3	.506	61-60	.505	13
Massachusetts	1986-1991	36-29-2	.506	26-20	.505	13
Richmond	1995-2003	48-53-1	.476	35-40	.468	12
41. Joe Harasymiak (UM)	2016-	10-11	.476	8-8	.500	12
Russ Huesman (UR)	2017-	6-5	.545	4-4	.500	12
Latrell Scott (UR)	2010	6-5	.545	4-4	.500	11
Dan Allen (BU)	1990-1995	36-33	.522	24-24	.500	11
Alex Wood (JMU)	1995-1998	23-22	.511	16-16	.500	11
Dal Shealy (UR)	1980-1988	43-57	.430	11-11	.500	11
Bob Stull (UMass)	1984-1985	10-12	.455	5-5	.500	10
George Allen (UM)	1941, 46-48	16-11-2	.586	3-3	.500	10
Joe Gardi (HOF)	2001-2005	119-62-2	.656	21-22	.488	10
Walt Nadzak (UC)	1977-1982	24-39-2	.385	14-15-1	.483	10
Jack Cosgrove (UM)	1993-2016	129-135	.489	90-97	.481	10
Mike Hodges (UMass)	1992-1997	35-30	.538	23-25	.479	10
53. Rob Ambrose (TU)	2009-	52-54	.491	33-39	.458	9
Chris Palmer (BU)	1988-1989	8-14	.364	7-9	.438	8
Chief Boston (UNH)	1949-1964	60-57-10	.512	25-34-8	.433	8
Bob Clifford (VER)	1962-1969	37-29-1	.560	15-20-1	.431	8
Jack Gregory (URI)	1970-1975	22-33-2	.404	13-18-1	.422	8
Kevin Morris (UMass)	2009-2011	16-17	.485	10-14	.417	7
Buddy Teevens (UM)	1985-1986	13-9	.591	5-7	.417	7
Herb Maack (URI)	1956-1960	17-22-2	.439	8-12-2	.409	7
Dave Brock (UD)	2013-2016	19-22	.463	11-16	.407	7
Dennis Dottin-Carter (UD)	2016	2-3	.400	2-3	.400	7
63. Mark Ferrante (VU)	2017-	5-6	.455	3-5	.375	6
Randy Edsall (UC)	1999	4-7	.364	3-5	.375	6
Bob Griffin (URI)	1976-1992	79-107-1	.425	37-67	.356	6
66. Greg Gattuso (UA)	2014-	21-24	.467	11-21	.344	6
Rocky Hager (NU)	2004-2009	20-47	.299	16-32	.333	6
Kirk Ferentz (UM)	1990-1992	12-21	.363	8-16	.333	6
Paul Kemp (BU)	1973-1976	16-24-1	.402	7-14	.333	6
Arthur Valpey (UC)	1950-1951	7-9	.438	2-4	.333	6
Barry Gallup (NU)	1991-1999	38-60-1	.389	18-38	.321	6
Walter Abbott (UM)	1967-1975	27-53	.338	15-32	.319	6
Steve Stetson (BU)	1985-1987	10-23	.303	6-13	.316	6
Jack Zilly (URI)	1963-1969	21-41-2	.344	10-23-2	.314	6
Dave Cohen (HOF)	2006-2009	18-27	.400	10-22	.313	6
Floyd Keith (URI)	1993-1999	23-53	.303	17-39	.304	6
Ron Rogerson (UM)	1981-1984	19-23-1	.454	6-14	.300	6
Joe Yukica (UNH)	1966-1967	7-9	.438	3-7	.300	6
Tim Stowers (URI)	2000-2007	33-57	.367	20-47	.299	6
Carl Falivene (VER)	1972-1974	11-17	.393	5-12	.294	6
John C. Evans (VER)	1947-1951	15-21-2	.421	3-8-1	.292	6
Charlie O'Rourke (UMass)	1952-1959	21-39-4	.359	8-21-1	.283	6
Jim Marshall (UR)	1989-1994	19-47	.288	12-36	.250	6
John Chironna (URI)	1961-1962	4-11-3	.306	2-7-1	.250	6
Ed Doherty (URI)	1951	3-5	.375	1-3	.250	6
Gordy Combs (TU)	2004-2008	22-34	.393	9-31	.225	6
Joe Trainer (URI)	2009-13	12-44	.214	8-32	.200	6
Joe Scannella (VER)	1970-1971	2-16	.111	2-8	.200	6
Jack Bicknell (UM)	1976-1980	18-35-1	.343	4-20-1	.180	6
Rich Skrosky (EU)	2014-2016	7-27	.206	4-20	.167	6
91. Jim Fleming (URI)	2014-	7-38	.156	5-27	.156	5
Bill Curry (GSU)	2012	1-10	.091	1-7	.125	5
Darren Rizzi (URI)	2008	3-9	.250	1-7	.125	5
Ed Donnelly (VER)	1952-1961	25-40-5	.393	2-15	.118	5
Bill Beck (URI)	1941, 46-49	12-22-2	.361	1-11	.083	5
Tom Masella (BU)	1996-1997	2-20	.091	1-15	.063	5
Bob Ford (UA)	2013	1-11	.083	0-8	.000	5
Wayne Lineburg (UR)	2011	3-8	.273	0-8	.000	5
Andy Mooradian (UNH)	1965	0-8	.000	0-5	.000	5
Andy Talley (VU)						142
Jimmie Laycock (WM)						109
Bill Bowes (UNH)						97
4. Sean McDonnell (UNH)						95
Jack Cosgrove (UM)						90
Harold "Tubby" Raymond (UD)						89
Mickey Matthews (JMU)						71
Jim Reid (UMass, UR)						61
K.C. Keeler (UD)						49
Don Brown (NU, UMass)						47
Tom Jackson (UC)						42
Hal Westerman (UM)						41
Vic Fusia (UMass)						41
Bob Griffin (URI)						37
Mark Whipple (UMass)						35
16. Rob Ambrose (TU)						33
17. Danny Rocco (UD)						31
Bob Ingalls (UC)						29
Dick MacPherson (UMass)						28
Rick Taylor (BU)						26
Chief Boston (UNH)						25
Dan Allen (BU)						24
Mike Hodges (UMass)						23
Skip Holtz (UC)						22
Bob Pickett (SBU)						22
26. Chuck Priore (SBU)						21
Joe Gardi (HOF)						21
Tim Stowers (URI)						20
Dave Clawson (UR)						19
Barry Gallup (NU)						18
Floyd Keith (URI)						17
John Toner (UC)						17
33. Mike Houston (JMU)						16
Rocky Hager (NU)						16
Alex Wood (JMU)						16
Walter Abbott (UM)						15
Bob Clifford (VER)						15
Hal Kopp (URI)						15
Walt Nadzak (UC)						14
Bobby Wilder (ODU)						13
Mike London (UR)						13
Jack Gregory (UC)						13
Larry Naviaux (UR)						13
Jim Marshall (UR)						12
Everett Withers (JMU)						12
46. Greg Gattuso (UA)						11
Dave Brock (UD)						11
Jim Root (UNH)						11
Dal Shealy (UR)						11
Dave Cohen (HOF)						10
Kevin Morris (UMass)						10
Tim Murphy (UM)						10
Rip Scherer (JMU)						10
Jack Zilly (URI)						10
Gordy Combs (TU)						9
56. Joe Harasymiak (UM)						8
Joe Trainer (URI)						8
Kirk Ferentz (UM)						8
Herb Maack (URI)						8
Charlie O'Rourke (UMass)						8
Bob Casciola (UC)						7
Biff Glassford (UNH)						7
Paul Kemp (BU)						7
Chris Palmer (BU)						7
65. Curt C						

Pass Completions - Career

Comp.	Name	School	Years
1,122	Ricky Santos	New Hampshire	2004-2007
1,044	Sean Schaefer	Towson	2005-2008
868	Chris Boden	Villanova	1996-1999
833	Brett Gordon	Villanova	1999-2002
830	Liam Coen	Massachusetts	2005-2008
803	Matt DeGennaro	Connecticut	1987-1990
784	Eric Ward	Richmond	2006-2009
758	Kyle Lauletta	Richmond	2013-2017
755	Ron Whitcomb	Maine	2003-2006
698	Michael Strauss	Richmond	2012-2014

Passing Touchdowns - Career

TD	Name	School	Years
123	Ricky Santos	New Hampshire	2004-2007
99	Chris Boden	Villanova	1996-1999
90	Liam Coen	Massachusetts	2005-2008
83	Brett Gordon	Villanova	1999-2002
78	Tom Ehrhardt	Rhode Island	1984-1985
76	Sean Schaefer	Towson	2005-2008
73	Dave Corley, Jr.	William & Mary	1999-2002
73	Matt DeGennaro	Connecticut	1987-1990
73	Kyle Lauletta	Richmond	2013-2017
73	Shane Stafford	Connecticut	1995-1998

Yards Gained - Career

Yards	Name	School	Years
13,212	Ricky Santos	New Hampshire	2004-2007
11,644	Sean Schaefer	Towson	2005-2008
11,031	Liam Coen	Massachusetts	2005-2008
10,465	Kyle Lauletta	Richmond	2013-2017
10,166	Chris Boden	Villanova	1996-1999
9,805	Dave Corley, Jr.	William & Mary	1999-2002
9,639	Brett Gordon	Villanova	1999-2002
9,288	Matt DeGennaro	Connecticut	1987-1990
8,969	Eric Ward	Richmond	2006-2009
8,845	Mike Buck	Maine	1986-1989

Yards Gained - Game

Yards	Name (School)	Opponent	Date
730	Taylor Heinicke (ODU)	New Hampshire	9/22/12
566	Tom Ehrhardt (URI)	Connecticut	11/16/85
560	Bobby Seck (HOF)	Rhode Island	9/25/04
556	Matt Nagy (UD)	Connecticut	11/7/98
546	Kyle Lauletta (UR)	Sam Houston St.	9/1/17
543	Michael Strauss (UR)	Delaware	11/16/13
538	Ricky Santos (UNH)	Villanova	10/2/04
530	Taylor Heinicke (ODU)	Duquesne	9/1/12
522	Mickey Fein (UM)	Connecticut	10/11/97
520	Tom Ehrhardt (URI)	Lehigh	10/12/85

Senior Record: 566 Tom Ehrhardt (URI) vs. Connecticut (11/16/85)
 Junior Record: 560 Bobby Seck (HOF) vs. Rhode Island (9/25/04)
 Sophomore Record: 730 Taylor Heinicke (ODU) vs. New Hampshire (9/22/12)
 Freshman Record: 538 Ricky Santos (UNH) vs. Villanova (10/2/04)

All-Time Passing Records

Average Yards Gained - Season

(minimum 3,000 yards)

Avg.	Name (School)	Cl.	Gms.	Yards	Year
393.8	Taylor Heinicke (ODU)	So.	13	5,120	2012
346.8	Tom Ehrhardt (URI)	Sr.	13	4,508	1985
339.7	Kyle Lauletta (UR)	Sr.	11	3,737	2017
317.3	Michael Strauss (UR)	Jr.	12	3,808	2013
303.3	Sean Schaefer (TU)	So.	10	3,033	2006
302.0	Anton Clarkson (HOF)	Jr.	10	3,020	2005
299.7	Robert Dougherty (BU)	Sr.	12	3,596	1994
297.7	Tom Ehrhardt (URI)	Jr.	13	3,870	1984
297.3	Rocky Butler (HOF)	Sr.	12	3,568	2001
292.1	Ricky Santos (UNH)	So.	13	3,797	2005

Senior Record: 346.8 Tom Ehrhardt (URI), 1985
 Junior Record: 317.3 Michael Strauss (UR), 2013
 Sophomore Record: 393.8 Taylor Heinicke (ODU), 2012
 Freshman Record: 255.2 Ricky Santos (UNH), 2004

INDIVIDUAL RECORDS

Most Pass Attempts - Game

79 Taylor Heinicke (ODU) vs. New Hampshire, 9/22/12

Most Pass Completions - Game

55 Taylor Heinicke (ODU) vs. New Hampshire, 9/22/12

Most Pass Completions - Season

398 Taylor Heinicke (ODU), 2012

Most Completions Per Game - Season

30.6 Taylor Heinicke (ODU), 2012

Most Pass Attempts - Season

645 Tom Ehrhardt (URI), 1985

Most Pass Attempts - Career

1,636 Ricky Santos (UNH), 2004-07

Most Touchdown Passes - Game

8 Bobby Seck (HOF) vs. Rhode Island, 9/25/04
 8 Tom Ehrhardt (URI) vs. Connecticut, 11/16/85

Most Touchdown Passes - Season

44 Taylor Heinicke (ODU), 2012

Most Interceptions Thrown - Game

6 Six times
 Last by Jake Phillips (WM) vs. Richmond, 11/22/08

Most Interceptions Thrown - Season

27 Tom Ehrhardt (URI), 1985

Most Interceptions Thrown - Career

59 Sean Schaefer (TU), 2005-08

Longest Pass

98 R.J. Archer-to-Cameron Dohse (WM) vs. Villanova, 12/11/09
 98 Steve Monaco-to-Emerson Foster (URI) vs. Holy Cross, 9/3/88

TEAM RECORDS

Most Passing Attempts - Game

90 Rhode Island vs. Furman, 12/7/85

Most Passing Attempts - Season

761 Rhode Island, 1985 (13 Games)

Most Pass Completions - Game

55 Old Dominion vs. New Hampshire, 9/22/12

Most Pass Completions - Season

419 Rhode Island, 1985 (13 Games)

Highest Completion Percentage - Season

73.2 New Hampshire, 2007 (12 Games)

Most Passing Yards - Game

730 Old Dominion vs. New Hampshire, 9/22/12

Most Passing Yards - Season

5,321 Rhode Island, 1985 (13 Games)

Most Touchdown Passes - Game

8 Twice, Last by Hofstra vs. Rhode Island, 9/25/04

Most Touchdown Passes - Season

47 Rhode Island, 1985 (13 Games)

Most First Downs Passing - Game

37 Old Dominion vs. New Hampshire, 9/22/12

Most First Downs Passing - Season

256 Rhode Island, 1985 (13 Games)

Annual Passing Leaders

Completions		
Year	Name (Team)	Completions
1978	Steve Tosches (URI)	114
1979	Mike McEvilly (UM)	107
1980	Ken Sweitzer (UC)	127
1981	Ken Sweitzer (UC)	145
1982	Rich LaBonte (UM)	112
1983	Dave Weinke (URI)	150
1984	Tom Ehrhardt (URI)	308
1985	Tom Ehrhardt (URI)	283
1986	Peter Lane (UC)	187
1987	Mike Buck (UM)	232

Passing Efficiency		
<i>(since ratings system - 1988)</i>		
Year	Name (Team)	Rating
1988	Matt DeGennaro (UC)	126.4
1989	Mike Buck (UM)	159.6
1990	Matt Griffin (UNH)	125.8
1991	Tom Colombo (VU)	133.0
1992	Greg Lilly (UR)	157.0
1993	Shawn Knight (WM)	204.6
1994	Shawn Knight (WM)	151.3
1995	Leo Hamlett (UD)	165.4
1996	Mike Cook (WM)	142.5
1997	Chris Boden (VU)	174.0
1998	Matt Nagy (UD)	157.0
1999	Dave Corley, Jr. (WM)	141.3
2000	Brett Gordon (VU)	153.5
2001	Rocky Butler (HOF)	166.2
2002	Dave Corley, Jr. (WM)	144.6
	Brett Gordon (VU)	144.6
2003	Lang Campbell (WM)	152.1
2004	Lang Campbell (WM)	158.7
2005	Ricky Santos (UNH)	170.3
2006	Justin Rascati (JMU)	164.0
2007	Ricky Santos (UNH)	163.1
2008	Rodney Landers (JMU)	170.7
2009	Chris Whitney (VU)	151.6
2010	Pat Devlin (UD)	151.6
2011	Grant Enders (TU)	153.7
2012	Taylor Heinicke (ODU)	162.6
2013	Trent Hurlley (UD)	155.2
2014	John Robertson (VU)	181.3
2015	Kyle Lauletta (UR)	147.3
2016	Bryan Schor (JMU)	186.2

Active players in italics



Yards Gained - Career

Yards	Name	School	Years
6,250	Marcel Shipp	Massachusetts	1997-2000
6,193	Jerry Azumah	New Hampshire	1995-1998
5,332	Steve Baylark	Massachusetts	2003-2006
4,849	Terrance West	Towson	2011-2013
4,624	Rene Ingoglia	Massachusetts	1992-1995
4,587	Daryl Brown	Delaware	1991-1994
4,541	Jonathan Grimes	William & Mary	2008-2011
4,499	Brian Westbrook	Villanova	1997-2001
4,459	Andrew Pierce	Delaware	2010-2013
4,436	Paul Lewis	Boston University	1981-1984

Average Yards Gained - Season
(Minimum 1,000 Yards)

Avg.	Name (School)	Cl.	Gms.	Yards	Year
199.6	Jerry Azumah (UNH)	Sr.	11	2,195	1998
181.6	Marcel Shipp (UMass)	So.	14	2,542	1998
159.6	L.J. McKanas (NU)	Sr.	11	1,756	2001
157.1	Carl Smith (UM)	So.	12	1,885	1989
156.8	Terrance West (TU)	Jr.	16	2,509	2013
148.6	Pat Abbruzzi (URI)	So.	8	1,189	1952
148.3	Garry Pearson (UMass)	Sr.	11	1,631	1982
147.5	Lorenzo Bouier (UM)	Sr.	11	1,622	1982
145.7	Brian Westbrook (VU)	Sr.	11	1,603	2001
144.1	Jerry Azumah (UNH)	Jr.	11	1,585	1997

Senior Record: 199.6 Jerry Azumah (UNH), 1998
 Junior Record: 156.8 Terrance West (TU), 2013
 Sophomore Record: 181.6 Marcel Shipp (UMass), 1998
 Freshman Record: 138.1 Jerry Azumah (UNH), 1995

Yards Gained - Game

Yards	Name (School)	Opponent	Date
354	Terrance West (Towson)	Eastern Illinois	12/13/13
337	Frank Alessio (UMass)	Boston University	11/11/95
329	Jerry Azumah (UNH)	Hofstra	11/7/98
313	Rene Ingoglia (UMass)	Rhode Island	10/1/94
306	Pat Abbruzzi (URI)	New Hampshire	10/4/52
302	Lorenzo Bouier (UM)	Northeastern	11/1/80
300	Jerry Azumah (UNH)	Boston University	11/15/97
298	Elijah Ibitokun-Hanks (UA)	New Hampshire	11/12/16
294	Malcolm Summers (EU)	Richmond	9/23/17

Senior Record: 329 Jerry Azumah (UNH) vs. Hofstra (11/7/98)
 Junior Record: 354 Terrance West (Towson) vs. Eastern Illinois (12/13/13)
 Sophomore Record: 306 Pat Abbruzzi (URI) vs. UNH (10/4/52)
 Freshman Record: 264 Jerry Azumah (UNH) vs. Villanova (11/11/95)

Total Carries - Career

Att.	Name	School	Years
1,215	Marcel Shipp	Massachusetts	1997-2000
1,104	Steve Baylark	Massachusetts	2003-2006
1,045	Jerry Azumah	New Hampshire	1995-1998
972	Paul Lewis	Boston University	1981-1984
936	Jonathan Grimes	William & Mary	2008-2011
930	Andrew Pierce	Delaware	2010-2013
925	Omar Cuff	Delaware	2004-2007
905	Rene Ingoglia	Massachusetts	1992-1995
879	Lorenzo Bouier	Maine	1979-1982
819	Maurice Murray	Northeastern	2004-2007

All-Time Rushing Records

Rushing Touchdowns - Career

TD	Name	School	Years
84	Terrance West	Towson	2011-2013
65	Omar Cuff	Delaware	2004-2007
60	Jerry Azumah	New Hampshire	1995-1998
60	Marcel Shipp	Massachusetts	1997-2000
55	Paul Lewis	Boston University	1981-1984
54	Rene Ingoglia	Massachusetts	1992-1995
54	Brian Westbrook	Villanova	1997-2001
49	Bill Burnham	New Hampshire	1974-1977
48	John Robertson	Villanova	2011-2015
47	Daryl Brown	Delaware	1991-1994

INDIVIDUAL RECORDS

Most Rushing Attempts - Game

55 Maurice Murray (NU) vs. New Hampshire, 11/3/07

Most Rushing Attempts - Season

428 Marcel Shipp (UMass), 1998 (14 games)

Average Rushes Per Game - Season

31.7 (349) Lorenzo Bouier (UM), 1980

Most Rushing Touchdowns - Game

6 Omar Cuff (UD) vs. William & Mary, 8/30/07

Most Rushing Touchdowns - Season

41 Terrance West (TU), 2013 (16 games)

Average Rushing Touchdowns Per Game - Season

2.6 (41) Terrance West (TU), 2013

2.6 (29) Terrance West (TU), 2011

Longest Rush - Game

99 Pat Abbruzzi (URI) vs. New Hampshire, 10/4/52

99 Gerry White (UC) vs. Rhode Island, 11/12/60

TEAM RECORDS

Most Rushing Attempts - Game

84 Maine vs. Bowdoin, 11/6/54

Most Rushing Attempts - Season

778 Richmond, 2000 (13 games)

Most Rushing Yards - Game

593 Northeastern vs. Stonehill, 8/30/03

Most Rushing Yards - Season

4,009 Rhode Island, 2003 (12 games)

Most Rushing Yards Per Game - Season

334.1 Rhode Island, 2003 (12 games)

Most Rushing Touchdowns - Game

9 Northeastern vs. Stonehill, 8/30/03

Most Rushing Touchdowns - Season

55 Towson, 2013 (16 games)

Most First Downs Rushing - Game

27 James Madison vs. Morehead State, 9/3/16

27 Connecticut vs. Rhode Island, 11/15/58

Most First Downs Rushing - Season

210 Delaware, 1993 (13 games)

Annual Rushing Leaders

Year	Name (Team)	Average	Yards
1978	Mal Najarian (BU)	143.0	1,001
1979	Mal Najarian (BU)	114.0	1,137
1980	Lorenzo Bouier (UM)	147.5	1,622
1981	Gregg Drew (BU)	125.0	1,250
1982	Garry Pearson (UMass)	148.3	1,631
1983	Paul Lewis (BU)	133.6	1,603
1984	Andre Garron (UNH)	143.4	1,004
1985	Andre Garron (UNH)	111.0	888
1986	Randy Pettus (BU)	87.4	874
1987	Erwin Matthews (UR)	110.6	1,327
1988	George Boothe (UC)	91.1	1,002
1989	Carl Smith (UM)	152.7	1,680
1990	Barry Bourassa (UNH)	106.3	957
1991	Jerome Bledsoe (UMass)	140.3	1,545
1992	Uly Scott (UR)	119.8	1,318
1993	Rene Ingoglia (UMass)	116.8	1,285
1994	Rene Ingoglia (UMass)	136.8	1,505
1995	Frank Alessio (UMass)	116.0	1,276
1996	Jerry Azumah (UNH)	118.9	1,308
1997	Jerry Azumah (UNH)	143.3	1,576
1998	Jerry Azumah (UNH)	199.6	2,195
1999	Curtis Keaton (JMU)	142.9	1,715
2000	Brian Westbrook (VU)	110.9	1,220
2001	L. J. McKanas (NU)	159.6	1,756
2002	Marcus Williams (UM)	100.4	1,406
2003	Germaine Bennett (UD)	101.6	1,625
2004	Steve Baylark (UMass)	103.5	1,138
2005	Joe Casey (URI)	113.2	1,245
2006	Steve Baylark (UMass)	130.7	1,960
2007	Tim Hightower (UR)	137.4	1,924
2008	Rodney Landers (JMU)	126.4	1,770
2009	Jonathan Grimes (WM)	92.4	1,294
2010	Andrew Pierce (UD)	110.3	1,655
2011	Jonathan Grimes (WM)	130.1	1,431
2012	Terrance West (TU)	104.6	1,046
2013	Terrance West (TU)	156.8	2,509
2014	Mikal Abdul-Saboor (WM)	115.1	1,266
2015	Jacobi Green (UR)	113.9	1,595
2016	Elijah Ibitokun-Hanks (UA)	126.2	1,388

Active players in italics



All-Time Receiving Records

Yards Gained - Career

Yards	Name	School	Years
4,655	David Ball	New Hampshire	2003-2006
4,328	R.J. Harris	New Hampshire	2010-2014
4,203	Brian Brown	Richmond	2013-2016
4,168	Rich Musinski	William & Mary	2000-2003
3,944	Brian Forster	Rhode Island	1983-1987
3,872	Brian Finneran	Villanova	1994-1997
3,737	Eddie Conti	Delaware	1994-1998
3,579	Bill Brooks	Boston University	1982-1985
3,535	Mark Didio	Connecticut	1988-1991
3,419	Dave Klemic	Northeastern	1997-2000

Average Yards Gained - Season (Minimum 1,000 Yards)

Avg.	Name (School)	Cl.	Gms.	Yards	Year
155.6	Eddie Conti (UD)	Sr.	11	1,712	1998
139.9	Brian Forster (URI)	Jr.	13	1,819	1985
125.3	David Ball (UNH)	So.	12	1,504	2004
123.1	Mark Didio (UC)	Sr.	11	1,354	1991
119.3	David Ball (UNH)	Jr.	13	1,551	2005
116.1	Rich Musinski (WM)	Jr.	12	1,393	2001
113.2	Dominique Thompson (WM)	Sr.	14	1,585	2004
112.8	Kahmal Roy (HOF)	Sr.	12	1,354	2001
111.5	Brian Brown (UR)	Jr.	13	1,450	2015
110.8	R.J. Harris (UNH)	Sr.	14	1,551	2014

Senior Record: 155.6 Eddie Conti (UD), 1998
 Junior Record: 139.9 Brian Forster (URI), 1985
 Sophomore Record: 125.3 David Ball (UNH), 2004
 Freshman Record: 85.3 Charles Sullivan (HOF), 2004

Yards Gained - Game

Yards	Name (School)	Opponent	Date
354	Eddie Conti (UD)	Connecticut	11/7/98
327	Brian Forster (URI)	Brown	9/28/85
299	Brian Forster (URI)	Lehigh	10/12/85
284	David Ball (UNH)	Villanova	10/2/04
275	Shawn Leonard (URI)	New Hampshire	11/7/09
271	Nick Mayers (ODU)	New Hampshire	9/22/12
267	Marques Colston (HOF)	Liberty	11/22/03
262	Victor Cruz (UMass)	James Madison	9/13/08
252	Brian Forster (URI)	Richmond	12/1/84
248	Carnell Henderson (BU)	Rhode Island	10/8/94

Senior Record: 354 Eddie Conti (UD) vs. Connecticut (11/7/98)
 Junior Record: 327 Brian Forster (URI) vs. Brown (9/28/85)
 Sophomore Record: 284 David Ball (UNH) vs. Villanova (10/2/04)
 Freshman Record: 213 Charles Sullivan (HOF) vs. URI (9/25/04)

Pass Receptions - Career

Rec.	Name	School	Years
310	R.J. Harris	New Hampshire	2010-2014
304	David Ball	New Hampshire	2003-2006
284	Brian Forster	Rhode Island	1983-1987
265	Brian Finneran	Villanova	1994-1997
247	Brian Brown	Richmond	2013-2016
243	Tre Gray	Richmond	2008-2011
239	Mark Didio	Connecticut	1988-1991
238	Charles Sullivan	Hofstra	2004-2007
236	Murle Sango	Villanova	1998-2001
228	Bill Brooks	Boston University	1982-1985

Average Pass Receptions - Season

Avg.	Name (School)	Cl.	Gms.	Rec.	Year
9.85	Brian Forster (URI)	Jr.	13	128	1985
8.91	Murle Sango (VU)	So.	11	98	1999
8.64	Tre Gray (UR)	Sr.	11	95	2011
8.27	Eddie Conti (UD)	Sr.	11	91	1998
8.22	Ben Edwards (UR)	Sr.	9	74	2013
8.09	Brian Westbrook (VU)	So.	11	89	1998
8.00	Mark Didio (UC)	Sr.	11	88	1991
8.00	Rameek Wright (UM)	Sr.	11	88	1997
7.82	Charles Sullivan (HOF)	Sr.	11	86	2007
7.69	Brian Forster (URI)	So.	13	100	1984

Senior Record: 8.64 Tre Gray (UR), 2011
 Junior Record: 9.85 Brian Forster (URI), 1985
 Sophomore Record: 8.91 Murle Sango (VU), 1999
 Freshman Record: 6.18 Charles Sullivan (HOF), 2004

Pass Receptions - Game

Rec.	Name (School)	Opponent	Date
18	Landis Williams (UM)	Rhode Island	11/14/09
18	Brian Forster (URI)	Brown	9/28/85
18	Brian Forster (URI)	Richmond	12/1/84
17	Arel Gordon (UM)	New Hampshire	11/18/06
17	Rameek Wright (UM)	Buffalo	11/16/96
17	Brian Forster (URI)	Lehigh	10/12/85
16	Tre Gray (UR)	New Hampshire	9/24/11
16	David Boler (UD)	Navy	10/30/04
16	Justin Long (UD)	Maine	10/2/04
16	Brian Finneran (VU)	Youngstown St.	12/16/97
16	Brian Finneran (VU)	Connecticut	10/5/96

Senior Record: 18 Landis Williams (UM) vs. Rhode Island (11/14/09)
 Junior Record: 18 Brian Forster (URI) vs. Brown (9/28/85)
 Sophomore Record: 18 Brian Forster (URI) vs. Richmond (12/1/84)
 Freshman Record: 14 John Perry (UNH) vs. Richmond (10/21/89)

Receiving Touchdowns - Career

TD	Name	School	Years
58	David Ball	New Hampshire	2003-2006
41	Dave Klemic	Northeastern	1997-2000
38	Dameon Reilly	Rhode Island	1983-1985
36	R.J. Harris	New Hampshire	2010-2014
34	Cory Parks	Northeastern	2002-2005
34	Brian Finneran	Villanova	1994-1997
32	Bill Brooks	Boston University	1982-1985
32	Brian Forster	Rhode Island	1983-1987
32	Adrian Zullo	Massachusetts	1998-2002
31	Rich Musinski	William & Mary	2000-2003
31	Eddie Conti	Delaware	1994-1998

Consecutive Games With A Reception

45 Marcus Lee (TU), 2005-2008

Receiving Touchdown - Season

TD	Name (School)	Cl.	Gms.	Year
24	David Ball (UNH)	Jr.	13	2005

Receiving Touchdowns - Game

Rec.	Name (School)	Opponent	Date
5	Andrae Brown (TU)	Northeastern	9/24/05

Annual Receptions Leaders

Year	Name (Team)	Rec.	Yards
1978	Dave Loehle (UNH)	37	514
1979	Kevin O'Connor (UM)	33	518
1980	Reggie Eccleston (UC)	50	1,081
1981	Keith Hugger (UC)	57	1,145
1982	Tom Mut (URI)	45	803
1983	Bill Brooks (BU)	56	891
1984	Brian Forster (URI)	100	1,357
1985	Brian Forster (URI)	115	1,617
1986	Dennis Gadbois (BU)	70	1,095
1987	Curtis Olds (UNH)	61	807
1988	Glenn Antrum (UC)	77	1,130
1989	Darren Altieri (BU)	75	868
1990	Mark Didio (UC)	78	1,153
1991	Mark Didio (UC)	88	1,354
1992	Darren Rizzi (URI)	74	1,103
1993	David Gamble (UNH)	67	1,138
1994	Cy Butler (URI)	73	808
1995	Ed Mantie (BU)	81	943
1996	Brian Finneran (VU)	81	1,207
1997	Rameek Wright (UM)	88	1,169
1998	Eddie Conti (UD)	91	1,712
1999	Murle Sango (VU)	98	1,064
2000	Dwayne Wilmot (UM)	67	995
2001	Stefan Gomes (UM)	81	1,069
2002	Brian White (VU)	72	805
2003	Rich Musinski (WM)	63	888
2004	David Ball (UNH)	86	1,504
2005	David Ball (UNH)	87	1,551
2006	David Ball (UNH)	93	1,114
2007	Charles Sullivan (HOF)	86	991
2008	Victor Cruz (UMass)	71	1,064
2009	Landis Williams (UM)	71	798
2010	Terrance Fox (UNH)	80	821
2011	Tre Gray (UR)	95	1,187
2012	Nick Mayers (ODU)	79	1,233
2013	Stephen Barnette (UR)	76	1,189
2014	R.J. Harris (UNH)	100	1,551
2015	Brian Brown (UR)	76	1,450
2016	Brian Brown (UR)	81	1,485

Active players in *italics*



TEAM RECORDS

Most Points - Two Teams

125	Old Dominion 64, New Hampshire 61	9/22/12
125	Connecticut 125, Newport NTS 0	1949
118	Richmond 62, Delaware 56 (50T)	11/10/07
115	Maine 59, Delaware 56 (20T)	10/31/87
113	Delaware 58, West Chester 55	9/24/94
113	Rhode Island 58, Maine 55 (60T)	9/18/82
111	Delaware 59, Navy 52	10/27/07
108	Richmond 59, James Madison 49	10/24/15
106	Massachusetts 64, New Hampshire 42	11/19/88
106	New Hampshire 59, Maine 47	11/19/05

Fewest Points - Two Teams

0	Maine 0, New Hampshire 0	10/13/51
0	Connecticut 0, New Hampshire 0	11/3/56
0	Connecticut 0, Rhode Island 0	11/16/57
0	Maine 0, Rhode Island 0	9/26/59
0	Massachusetts 0, Northeastern 0	10/24/59
0	Massachusetts 0, Harvard 0	9/28/63
0	Connecticut 0, New Hampshire 0	10/31/64
0	Connecticut 0, Rhode Island 0	11/12/66
0	Rhode Island 0, Vermont 0	10/14/67
2	Maine 2, Connecticut 0	10/21/61

Fewest Points - Two Teams

(since overtime was implemented - 1982)

3	Albany 3, Maine 0	9/2/10
3	Rhode Island 3, Maine 0	10/28/06
3	Massachusetts 3, Villanova 0	11/10/90
3	Massachusetts 3, Northeastern 0	9/29/84
6	Elon 6, UAlbany 0	9/30/17
6	Richmond 3, Fordham 3	10/21/95
7	Massachusetts 7, Northeastern 0	10/28/06
7	Northeastern 7, Richmond 0	10/20/01
10	Rhode Island 7, Massachusetts 3	10/5/85
10	Richmond 7, New Hampshire 3	11/4/95
10	Massachusetts 7, Holy Cross 3	9/19/92

Most Points - One Team

125	Connecticut 125, Newport NTS 0	1949
84	James Madison 84, Rhode Island 7	10/29/16
84	Delaware 84, West Chester 0	9/23/00
80	James Madison 80, Morehead State 7	9/3/16
78	Northeastern 78, Stonehill 6	8/30/03
77	Maine 77, Morgan State 24	11/8/03
77	Massachusetts 77, Northeastern 0	10/9/99
76	James Madison 76, Morgan State 7	9/2/95
75	James Madison 75, Norfolk State 14	9/16/17
72	James Madison 72, Lock Haven 0	9/2/00

Largest Margin of Victory

125	Connecticut 125, Newport NTS 0	1949
84	Delaware 84, West Chester 0	9/23/00
77	James Madison 84, Rhode Island 7	10/29/16
77	Massachusetts 77, Northeastern 0	10/9/99
73	James Madison 80, Morehead State 7	9/3/16
72	Northeastern 78, Stonehill 6	8/30/03
72	James Madison 72, Lock Haven 0	9/2/00
71	Northeastern 71, Cheyney 0	9/4/04
71	Connecticut 71, Massachusetts 6	10/13/56
70	Towson 70, Lock Haven 0	9/10/05

Most Points - Season

700	James Madison, 2016 (15 games)
-----	--------------------------------

Most Touchdowns - Game

16	Massachusetts vs. Northeastern, 10/9/99
----	---

Most Touchdowns - Season

94	James Madison, 2016 (15 games)
----	--------------------------------

All-Time Scoring Records

INDIVIDUAL RECORDS

Touchdowns Scored - Career

TD	Name	School	Years
89	Brian Westbrook	Villanova	1997-2001
86	Terrance West	Towson	2011-2013
73	Omar Cuff	Delaware	2004-2007
70	Jerry Azumah	New Hampshire	1995-1998
63	Marcel Shipp	Massachusetts	1997-2000
58	David Ball	New Hampshire	2003-2006
55	Rene Ingoglia	Massachusetts	1992-1995
55	Paul Lewis	Boston University	1981-1984
51	Barry Bourassa	New Hampshire	1989-1992
50	Steve Baylark	Massachusetts	2003-2006
50	Daryl Brown	Delaware	1991-1994

Scoring - Career

Pts.	Name	School	Years
544	Brian Westbrook	Villanova	1997-2001
516	Terrance West	Towson	2011-2013
440	Omar Cuff	Delaware	2004-2007
424	Jerry Azumah	New Hampshire	1995-1998
378	Marcel Shipp	Massachusetts	1997-2000
360	Andrew Howard	Richmond	2006-2009
350	David Ball	New Hampshire	2003-2006
332	Rene Ingoglia	Massachusetts	1992-1995
332	Paul Lewis	Boston University	1981-1984
308	Daryl Brown	Delaware	1991-1994

Extra Points - Career

XP	Name	School	Years
195	Andrew Howard	Richmond	2006-2009
174	Connor McCormick	New Hampshire	2002-2005
167	Sean Leach	Delaware	1994-1997
166	Greg Kuehn	William & Mary	2002-2005
162	Miro Kesic	Northeastern	2002-2005
151	Tom Manning	New Hampshire	2006-2009
148	Casey Hannon	Villanova	1998-2001
145	Chris Onorato	Hofstra	2000-2004
143	Mike MacArthur	New Hampshire	2010-2013
142	Mark Kiefer	Villanova	1994-1997

Most Extra Points Made - Game (Individual)

12	Tyker Gray (JMU) vs. Rhode Island, 10/29/16
----	---

Most Extra Points Made - Game (Team)

12	James Madison vs. Rhode Island, 10/29/16
----	--

Most Extra Points Made - Season

90	James Madison, 2016 (15 Games)
----	--------------------------------

Most Extra Point Attempts - Game

12	James Madison vs. Rhode Island, 10/29/16
----	--

Most Extra Point Attempts - Season

92	James Madison, 2016 (15 Games)
----	--------------------------------

Most Two-Point Conversions Made - Game

2	Brian Finneran (VU) vs. Northeastern, 11/22/97
---	--

Most Two-Point Conversions Made - Game (Team)

4	Massachusetts vs. Delaware, 10/10/87
---	--------------------------------------

Most Two-Point Conversions Made - Season

22	Connecticut, 1958
----	-------------------

Field Goals - Career

FG	Name	School	Years
59	Greg Kuehn	William & Mary	2002-2005
55	Andrew Howard	Richmond	2006-2009
51	Mike MacArthur	New Hampshire	2010-13
50	Chris Onorato	Hofstra	2000-2004
49	Rob Zarrilli	Hofstra	2005-2007
48	Miro Kesic	Northeastern	2002-2005
48	Brian Shallcross	William & Mary	1994-1997
46	Brett Sterba	William & Mary	1997-2000
45	Brian Pate	William & Mary	2006-2009
44	Sean Decloux	Maine	2012-2015
44	Brandon Hanes	Northeastern	1994-1997

Longest Field Goal

Long	Name (School)	Opponent	Date
57	Miro Kesic (NU)	Richmond	11/2/02
56	Jim McManus (UC)	New Hampshire	10/3/98
55	Frank Raggio (UD)	James Madison	9/30/17
55	Aidan O'Neill (TU)	Rhode Island	11/19/16
54	Tom Manning (UNH)	Hofstra	10/24/09
54	Roger Williams (HOF)	Northeastern	11/15/08
54	Steve Leo (UD)	Navy	10/24/92
53	Andrew Howard (UR)	Hofstra	11/8/08
53	Brett Sterba (WM)	Delaware	10/14/00
53	Frank Venezia (VU)	Connecticut	10/7/95
53	Steve Leo (UD)	Richmond	11/16/91
53	Domingos Carlos (UC)	Holy Cross	10/15/83

Most Field Goals Made - Game (Individual)

5	Tom Bishop (UNH) vs. Southern Illinois, 11/29/08
5	Mark Kiefer (VU) vs. Richmond, 11/18/95

Most Field Goals Made - Game (Team)

5	New Hampshire vs. Southern Illinois, 11/29/08
5	Villanova vs. Richmond, 11/18/95

Most Field Goals Made - Season (Individual)

23	Griffin Trau, Richmond, 2016
23	Brian Pate, William & Mary, 2009

Most Field Goals Made - Season (Team)

25	Richmond, 2016
----	----------------

Most Field Goal Attempts - Game (Individual)

7	Brian Pate (WM) vs. Virginia, 9/5/09
---	--------------------------------------

Most Field Goal Attempts - Season (Team)

35	William & Mary, 2009 (14 Games)
----	---------------------------------

Most Points - Game

42	Omar Cuff (UD) vs. William & Mary, 8/30/07
----	--

Most Points - Season

252	Terrance West (TU), 2013
-----	--------------------------

Most Touchdowns - Game

7	Omar Cuff (UD) vs. William & Mary, 8/30/07
---	--

Most Touchdowns - Season

42	Terrance West (TU), 2013
----	--------------------------

Active players in italics



All-Time Defense/All-Purpose Records

Interceptions - Career

Int	Name	School	Years
24	Darren Sharper	William & Mary	1993-1996
24	Chris Helon	Boston University	1991-1994
23	Kevin Smith	Rhode Island	1987-1990
21	Derek Carter	Maine	1994-1997
21	Mark Seals	Boston University	1985-1988
20	Shannon James	Massachusetts	2002-2005
20	Billy Pappas	New Hampshire	1952-1954
18	Dino Vasso	New Hampshire	2007-2010
18	Matt Latham	Connecticut	1982-1984
18	Grady Fuller	Massachusetts	1977-1980
18	Steve Rogers	Massachusetts	1968-1970

INDIVIDUAL RECORDS

Most Interceptions - Game

4.....Four times
Last by David Jones (UR) vs. UAlbany, 10/31/15

Most Interception Return Yards - Game

160..... Dave Brown (UM) vs. Bowdoin, 11/10/62

Most Interceptions - Season

12..... Chris Helon (BU), 1993

Most Interception Return Yards - Season

239..... Mike Cassidy (URI), 1985

Most Interception Return Touchdowns - Game

2..... Tyler Holmes (UMass) vs. Maine 11/6/10
 Allante Harrison (TU) vs. Elon, 9/4/04
 Bill Curry (UM) vs. Liberty, 10/10/92
 Taylor Reynolds (JMU) at Richmond, 11/15/14

Most Interception Return Touchdowns - Season

2..... *Many*
Last by Prince Smith, Jr. (UNH), 2016

Most Interception Return Yards - Career

488..... Darren Sharper (WM), 1993-96

Most Interception Return Touchdowns - Career

4..... T.J. Hill (NU), 1998-01

Longest Interception Return - Game

100..... 10 times
 *Last by Rob Rolle (VU) vs. Towson, 9/17/16*

TEAM RECORDS

Most Interceptions - Game

7..... Four times, Last by Villanova vs. Penn, 9/22/07

Most Interception Return Yards - Game

207 (5 INTs)..... New Hampshire vs. Hofstra, 11/1/08

Most Interception Return Touchdowns - Game

2..... *Several times, Last by Villanova vs. Lafayette, 9/16/17*

Most Interceptions - Season

31..... Delaware, 1986 (13 Games)

Most Interception Return Yards - Season

649 (24 INTs)..... New Hampshire, 2008 (13 Games)

Most Interception Return Touchdowns - Season

7..... Northeastern, 1996

Average All-Purpose Yardage - Season

(Minimum 1,000 Yards)

Avg.	Name (School)	Cl.	Gms.	Yards	Year
275.1	Brian Westbrook (VU)	So.	11	3,026	1998
272.0	Brian Westbrook (VU)	Jr.	11	2,992	2000
256.6	Brian Westbrook (VU)	Sr.	11	2,823	2001
247.8	Jerry Azumah (UNH)	Sr.	11	2,726	1998
228.2	Jonathan Grimes (WM)	Sr.	11	2,510	2011
217.1	Stephan Lewis (UNH)	Jr.	11	2,388	2001
216.6	Marcel Shipp (UMass)	So.	14	3,032	1998
215.3	Eddie Conti (UD)	Sr.	11	2,368	1998
202.6	Stephan Lewis (UNH)	Sr.	11	2,229	2002
202.3	Jerry Azumah (UNH)	Jr.	11	2,225	1997

Senior Record: 256.6..... Brian Westbrook (VU), 2001
 Junior Record: 272.0..... Brian Westbrook (VU), 2000
 Sophomore Record: 275.1..... Brian Westbrook (VU), 1998
 Freshman Record: 162.0..... Jonathan Grimes (WM), 2008

All-Purpose Yardage - Career

Yards	Name	School	Years
9,512	Brian Westbrook	Villanova	1997-2001
8,367	Jerry Azumah	New Hampshire	1995-1998
7,955	Jonathan Grimes	William & Mary	2008-2011
7,759	Marcel Shipp	Massachusetts	1997-2000
6,410	Stephan Lewis	New Hampshire	1999-2002
6,248	Barry Bourassa	New Hampshire	1989-1992
6,098	Steve Baylark	Massachusetts	2003-2006
6,096	Eddie Conti	Delaware	1994-1998
5,620	Omar Cuff	Delaware	2004-2007
5,380	Cy Butler	Rhode Island	1993-1996

Total Offense - Career

Yards	Name	School	Years
14,621	Ricky Santos	New Hampshire	2004-2007
11,415	Sean Schaefer	Towson	2005-2008
10,948	Dave Corley, Jr.	William & Mary	1999-2002
10,933	John Robertson	Villanova	2011-2015
10,871	Liam Coen	Massachusetts	2005-2008
10,651	Kyle Lauletta	Richmond	2013-2017
10,375	Eric Ward	Richmond	2006-2009
9,993	Chris Boden	Villanova	1996-1999
9,317	Brett Gordon	Villanova	1999-2003
9,269	Matt DeGennaro	Connecticut	1987-1990

Annual Interception Leaders

Year	Name	Team	Int
1980	Darrell Wilson	Connecticut	8
1981	Dwayne Lopes	Maine	6
1982	Matt Latham	Connecticut	6
	John McGrath	Maine	6
	Grady Fuller	Maine	6
1983	Tony Hill	Rhode Island	9
1984	Tony Hill	Rhode Island	5
	Tim Teevens	New Hampshire	5
1985	Mike Cassidy	Rhode Island	11
1986	Eric Thompson	New Hampshire	10
1987	Tim Byrne	New Hampshire	5
	Ken Lucas	Delaware	5
	Mark Seals	Boston University	5
1988	Kevin Smith	Rhode Island	9
1989	Ryan Jones	New Hampshire	7
1990	Claude Pettaway	Maine	11
1991	Warren McIntire	Delaware	9
1992	Mark Chapman	Connecticut	8
1993	Chris Helon	Boston University	12
1994	Mark Hopkins	Northeastern	7
	Darren Sharper	William & Mary	7
	Darren Sharper	William & Mary	7
1995	Darren Sharper	William & Mary	10
1996	Darren Sharper	William & Mary	10
1997	Tony Booth	James Madison	8
	Derek Carter	Maine	8
1998	Ron Iannotti	Rhode Island	7
1999	Dan Mulhern	Delaware	7
	Lance Small	Rhode Island	7
2000	T.J. Hill	Northeastern	8
2001	Art Smith	Northeastern	7
	Chuck Wesley	Rhode Island	7
2002	Billy Parker	William & Mary	5
	Ramon Richeson	Richmond	5
2003	Steve Costello	Massachusetts	6
2004	Shannon James	Massachusetts	8
2005	Etienne Boulay	New Hampshire	5
	Daren Stone	Maine	5
2006	Raji El-Amin	Rhode Island	4
	Andrew Harris	Richmond	4
	Drew Mack	Towson	4
	Raquan Pride	Rhode Island	4
2007	Stanley Gutierrez	Hofstra	4
2008	Justin Rogers	Richmond	7
2009	B.W. Webb	William & Mary	8
2010	Anthony Walters	Delaware	7
2011	Trevor Coston	Maine	6
	Chris Houston	New Hampshire	6
2012	Darryl Hamilton	Richmond	5
	Doug Howell	Richmond	5
2013	Wayne Pettus	Richmond	5
2014	Jason Ceneus	Villanova	5
2015	David Jones	Richmond	9
2016	Rob Rolle	Villanova	7

Active players in italics



All-Time All-Purpose/Special Teams Records

ALL-PURPOSE YARDS RECORDS

Total Offense - Season

5,546..... Taylor Heinicke (ODU), 2012 (13 Games)

Total Offense - Game

791..... Taylor Heinicke (ODU) vs. New Hampshire, 9/22/12

Most Plays - Game

90..... Taylor Heinicke (ODU) vs. New Hampshire, 9/22/12

Most Plays - Season

705..... Taylor Heinicke (ODU), 2012 (12 Games)

Most Plays - Career

2,140..... Ricky Santos (UNH), 2004-07

TEAM RECORDS

Most Plays - Game

113..... Villanova vs. Connecticut, 10/7/89

Most Plays - Season

1,195..... Massachusetts, 1998 (15 Games)

Most Total Yards - Game

824..... Old Dominion vs. New Hampshire, 9/22/12

Most Total Yards - Season

7,612..... James Madison, 2016 (15 Games)

Highest Average Total Offense - Season

548.2..... Old Dominion, 2012 (13 Games)

Most First Downs - Game

40..... James Madison vs. UAlbany, 9/19/15

Most First Downs - Season

380..... James Madison, 2016 (15 games)

PUNTING RECORDS

Most Punts - Game

13..... Three times
Last by Rocco Navarro (UM) vs. Nebraska, 9/3/05

Most Punts - Season

87..... Steve Wood (UM), 1978

Most Punts - Career

288..... Andrew Maclay (UMass), 1995-98

Most Punting Yards - Game

526..... Christian Koegel (UMass) vs. Boston College, 10/2/04

Most Punting Yards - Season

3,316..... Luke Allen (SBU), 2014

Most Punting Yards - Career

11,278..... Andrew Maclay (UMass), 1995-98

Highest Punting Average - Season

46.1..... Jonathan Plisco (ODU), 2011

Longest Punt - Game

93..... Tyler Grogan (NU) vs. Villanova, 9/8/01

TEAM PUNTING RECORDS

Most Punts - Game

13..... Three times, Last by Maine vs. Nebraska, 9/3/05

Most Punts - Season

88..... Rhode Island, 2013

Most Yards Punting - Game

518..... Maine vs. Nebraska, 9/29/01

Most Yards Punting - Season

3,316..... Stony Brook, 2014

Highest Punting Average - Season

44.4..... Towson, 2016

44.4..... Boston University, 1997

PUNT RETURN RECORDS

Most Punt Returns - Game

9..... Paul Keaney (UM) vs. Youngstown St., 9/8/01

Most Punt Returns - Season

48..... Stan Harrison (UNH), 1986

Most Punt Returns - Career

108..... Winston October (UR), 1995-98

Most Punt Return Yards - Game

157..... Ron Harris (UM) vs. Colgate, 11/2/74

Most Punt Return Yards - Season

541..... Winston October (UR), 1998 (12 Games)

Most Punt Return Yards - Career

1,488..... Delvin Joyce (JMU), 1997-00

Most Punt Return Touchdowns - Game

2..... Matt Latham (UC) vs. Yale, 9/24/83

Most Punt Return Touchdowns - Season

4..... Rashard Davis (JMU), 2016

Longest Punt Return - Game

93..... Ron Harris (UMass) vs. UNH, 11/16/74

Most Punt Return Touchdowns - Career

4..... Rashard Davis (JMU), 2013-16

TEAM PUNT RETURN RECORDS

Most Punt Returns - Game

11..... Many
Last By Connecticut vs. Maine, 10/16/71

Most Punt Returns - Season

63..... William & Mary, 1996 (13 Games)

Most Punt Return Yards - Game

165..... Massachusetts vs. Colgate, 11/2/74

Most Punt Return Yards - Season

625..... William & Mary, 1996 (13 Games)

Most Punt Return Touchdowns - Game

2..... James Madison vs. Central Connecticut, 9/10/16
Connecticut vs. Yale, 9/24/83

Most Punt Return Touchdowns - Season

5..... James Madison, 2016 (15 Games)

KICKOFF RETURN RECORDS

Most Kick Return Yards - Game

269..... Brian Westbrook (VU) vs. Delaware, 11/18/00

Most Kick Return Yards - Season

1,048..... Brian Westbrook (VU), 2000 (11 games)

Most Kick Return Yards - Career

2,737..... Brandon Johnson-Farrell (URI), 2008-12

Most Kick Returns - Game

10..... Jeremiah Hamlin (UR) vs. James Madison, 11/15/14

Most Kick Returns - Season

42..... Brandon Johnson-Farrell (URI), 2008 (12 Games)

Most Kick Returns - Career

123..... Brandon Johnson-Farrell (URI), 2008-12

Most Kick Return Touchdowns - Game

1..... Several times
Last by Harold Cooper (URI) at Elon, 11/12/16

Longest Kick Return - Game

100..... Several times
Last by Shane Simpson (TU) vs. New Hampshire, 10/22/16

TEAM KICK RETURN RECORDS

Most Kickoff Returns - Game

10..... Seven times
Last by Richmond vs. James Madison, 11/15/2014

Most Kick Returns - Season

71..... Massachusetts, 1998 (15 Games)

Most Kick Return Yards - Season

1,465..... New Hampshire, 2011 (12 Games)

Active players in italics





**2017 CAA Football
Team Statistics Through games of Nov 22, 2017**



SCORING OFFENSE	G	TD	FG	XPT	2XP	DXP	Saf	Pts	Avg/G
1. James Madison	11	50	15	48	0	0	1	395	35.9
2. Richmond	11	44	12	38	0	0	1	340	30.9
3. Stony Brook	11	41	11	35	0	0	0	314	28.5
4. Maine	10	31	11	23	1	0	1	246	24.6
5. New Hampshire	11	35	6	26	3	0	0	260	23.6
6. Delaware	11	28	11	28	0	0	2	233	21.2
7. Villanova	11	29	9	26	2	0	0	231	21.0
8. Elon	11	27	15	20	0	0	1	229	20.8
9. Rhode Island	11	28	9	23	2	0	0	222	20.2
10. Towson	11	22	13	17	1	0	1	192	17.5
11. UAlbany	11	23	11	18	0	0	1	191	17.4
12. William & Mary	11	20	9	16	1	0	0	165	15.0

RUSHING OFFENSE	G	Att.	Yards	Avg/A	Long	TD	Avg/G
1. James Madison	11	482	2325	4.8	85	22	211.4
2. Delaware	11	494	2118	4.3	74	14	192.5
3. Maine	10	389	1742	4.5	66	11	174.2
4. Elon	11	473	1821	3.8	45	13	165.5
5. Stony Brook	11	434	1637	3.8	63	19	148.8
6. William & Mary	11	396	1568	4.0	66	11	142.5
7. Villanova	11	417	1510	3.6	56	11	137.3
8. Richmond	11	327	1229	3.8	53	16	111.7
9. New Hampshire	11	405	1158	2.9	64	10	105.3
10. Towson	11	337	1119	3.3	31	8	101.7
11. Rhode Island	11	350	1113	3.2	54	11	101.2
12. UAlbany	11	376	956	2.5	58	11	86.9

SCORING DEFENSE	G	TD	FG	XPT	2XP	DXP	Saf	Pts	Avg/G
1. James Madison	11	11	7	10	1	0	0	99	9.0
2. Villanova	11	19	15	16	0	0	1	177	16.1
3. Delaware	11	23	8	21	1	0	0	185	16.8
4. UAlbany	11	23	11	20	1	0	1	195	17.7
5. Stony Brook	11	26	10	21	3	0	0	213	19.4
6. New Hampshire	11	28	12	22	0	0	2	230	20.9
7. Maine	10	30	8	27	0	1	0	233	23.3
8. Towson	11	33	12	29	0	0	0	263	23.9
William & Mary	11	33	12	27	0	0	1	263	23.9
10. Elon	11	33	14	30	0	0	0	270	24.5
11. Richmond	11	33	14	30	0	0	1	272	24.7
12. Rhode Island	11	39	9	33	2	0	1	300	27.3

RUSHING DEFENSE	G	Att.	Yards	Avg/A	Long	TD	Avg/G
1. Villanova	11	342	838	2.5	44	7	76.2
2. James Madison	11	376	908	2.4	66	4	82.5
3. Stony Brook	11	377	1099	2.9	36	12	99.9
4. UAlbany	11	395	1182	3.0	42	12	107.5
5. New Hampshire	11	360	1332	3.7	63	9	121.1
6. Delaware	11	366	1388	3.8	59	6	126.2
7. William & Mary	11	421	1408	3.3	46	18	128.0
8. Maine	10	378	1328	3.5	58	7	132.8
9. Rhode Island	11	410	1580	3.9	57	14	143.6
10. Elon	11	418	1612	3.9	44	17	146.5
11. Richmond	11	461	1863	4.0	74	14	169.4
12. Towson	11	424	1866	4.4	74	16	169.6

TOTAL OFFENSE	G	Rush	Pass	Plays	Yards	Avg/P	TD	Avg/G
1. Richmond	11	1229	3751	763	4980	6.5	44	452.7
2. James Madison	11	2325	2403	782	4728	6.0	44	429.8
3. Maine	10	1742	2142	723	3884	5.4	27	388.4
4. New Hampshire	11	1158	2962	804	4120	5.1	34	374.5
5. Elon	11	1821	2265	760	4086	5.4	27	371.5
6. Rhode Island	11	1113	2573	730	3686	5.0	27	335.1
7. Stony Brook	11	1637	1995	734	3632	4.9	39	330.2
8. Delaware	11	2118	1369	732	3487	4.8	26	317.0
9. Towson	11	1119	2201	731	3320	4.5	20	301.8
10. Villanova	11	1510	1682	664	3192	4.8	24	290.2
11. William & Mary	11	1568	1567	704	3135	4.5	19	285.0
12. UAlbany	11	956	2052	696	3008	4.3	20	273.5

PASS OFFENSE	G	Comp-Att-Int	Pct.	Yds	Avg/A	TD	Avg/G
1. Richmond	11	283-436-12	64.9	3751	8.6	28	341.0
2. New Hampshire	11	245-399-7	61.4	2962	7.4	24	269.3
3. Rhode Island	11	212-380-17	55.8	2573	6.8	16	233.9
4. James Madison	11	205-300-11	68.3	2403	8.0	22	218.5
5. Maine	10	181-334-13	54.2	2142	6.4	16	214.2
6. Elon	11	168-287-8	58.5	2265	7.9	14	205.9
7. Towson	11	213-394-17	54.1	2201	5.6	12	200.1
8. UAlbany	11	178-320-11	55.6	2052	6.4	9	186.5
9. Stony Brook	11	176-300-3	58.7	1995	6.7	20	181.4
10. Villanova	11	133-247-7	53.8	1682	6.8	13	152.9
11. William & Mary	11	157-308-14	51.0	1567	5.1	8	142.5
12. Delaware	11	122-238-9	51.3	1369	5.8	12	124.5

TOTAL DEFENSE	G	Rush	Pass	Plays	Yards	Avg/P	TD	Avg/G
1. James Madison	11	908	1602	699	2510	3.6	8	228.2
2. UAlbany	11	1182	1926	709	3108	4.4	23	282.5
3. Delaware	11	1388	1972	696	3360	4.8	20	305.5
4. Stony Brook	11	1099	2387	775	3486	4.5	25	316.9
5. William & Mary	11	1408	2244	700	3652	5.2	31	332.0
6. Villanova	11	838	2841	744	3679	4.9	17	334.5
7. Maine	10	1328	2023	666	3351	5.0	26	335.1
8. New Hampshire	11	1332	2578	772	3910	5.1	26	355.5
9. Towson	11	1866	2057	744	3923	5.3	32	356.6
10. Richmond	11	1863	2175	764	4038	5.3	32	367.1
11. Rhode Island	11	1580	2520	773	4100	5.3	37	372.7
12. Elon	11	1612	2553	771	4165	5.4	30	378.6

PASS DEFENSE	G	Comp-Att-Int	Pct.	Yds	Avg/A	TD	Avg/G
1. James Madison	11	148-323-19	45.8	1602	5.0	4	145.6
2. UAlbany	11	190-314-3	60.5	1926	6.1	11	175.1
3. Delaware	11	184-330-16	55.8	1972	6.0	14	179.3
4. Towson	11	189-320-11	59.1	2057	6.4	16	187.0
5. Richmond	11	158-303-13	52.1	2175	7.2	18	197.7
6. Maine	10	136-288-11	47.2	2023	7.0	19	202.3
7. William & Mary	11	174-279-6	62.4	2244	8.0	13	204.0
8. Stony Brook	11	230-398-10	57.8	2387	6.0	13	217.0
9. Rhode Island	11	202-363-8	55.6	2520	6.9	23	229.1
10. Elon	11	200-353-9	56.7	2553	7.2	13	232.1
11. New Hampshire	11	230-412-13	55.8	2578	6.3	17	234.4
12. Villanova	11	256-402-15	63.7	2841	7.1	10	258.3



2017 CAA Football
Team Statistics Through games of Nov 22, 2017



PASS EFFICIENCY	G	Comp-Att-Int	Pct.	Yds	Avg/G	TD	Effic.
1. Richmond	11	283-436-12	64.9	3751	341.0	28	152.9
2. James Madison	11	205-300-11	68.3	2403	218.5	22	152.5
3. New Hampshire	11	245-399-7	61.4	2962	269.3	24	140.1
4. Elon	11	168-287-8	58.5	2265	205.9	14	135.4
5. Stony Brook	11	176-300-3	58.7	1995	181.4	20	134.5
6. Villanova	11	133-247-7	53.8	1682	152.9	13	122.7
7. Rhode Island	11	212-380-17	55.8	2573	233.9	16	117.6
8. Maine	10	181-334-13	54.2	2142	214.2	16	116.1
9. UAlbany	11	178-320-11	55.6	2052	186.5	9	111.9
10. Delaware	11	122-238-9	51.3	1369	124.5	12	108.7
11. Towson	11	213-394-17	54.1	2201	200.1	12	102.4
12. William & Mary	11	157-308-14	51.0	1567	142.5	8	93.2

INTERCEPTIONS	G	No.	Yards	TD	Long	Avg.
1. James Madison	11	19	291	3	82	15.3
2. Delaware	11	16	194	0	55	12.1
3. Villanova	11	15	195	3	38	13.0
4. New Hampshire	11	13	193	1	52	14.8
5. Richmond	11	13	120	0	37	9.2
6. Maine	10	11	129	2	35	11.7
7. Towson	11	11	172	0	53	15.6
8. Stony Brook	11	10	48	0	22	4.8
9. Elon	11	9	138	0	48	15.3
10. Rhode Island	11	8	56	0	27	7.0
11. William & Mary	11	6	59	0	33	9.8
12. UAlbany	11	3	0	0	0	0.0

PASS DEFENSE EFFIC.	G	Comp-Att-Int	Pct.	Yds	Avg/G	TD	Effic.
1. James Madison	11	148-323-19	45.8	1602	145.6	4	79.8
2. Delaware	11	184-330-16	55.8	1972	179.3	14	110.3
3. Stony Brook	11	230-398-10	57.8	2387	217.0	13	113.9
4. New Hampshire	11	230-412-13	55.8	2578	234.4	17	115.7
5. Maine	10	136-288-11	47.2	2023	202.3	19	120.4
6. UAlbany	11	190-314-3	60.5	1926	175.1	11	121.7
7. Towson	11	189-320-11	59.1	2057	187.0	16	122.7
8. Richmond	11	158-303-13	52.1	2175	197.7	18	123.5
9. Villanova	11	256-402-15	63.7	2841	258.3	10	123.8
10. Elon	11	200-353-9	56.7	2553	232.1	13	124.5
11. Rhode Island	11	202-363-8	55.6	2520	229.1	23	130.5
12. William & Mary	11	174-279-6	62.4	2244	204.0	13	141.0

PUNTING	G	No.	Yards	Avg/P	Ret.	Avg/R	TB	Net/P
1. Delaware	11	69	2806	40.7	72	1.0	3	38.8
2. James Madison	11	49	1997	40.8	39	0.8	4	38.3
3. Villanova	11	60	2503	41.7	197	3.3	1	38.1
4. Towson	11	63	2598	41.2	151	2.4	4	37.6
5. New Hampshire	11	60	2308	38.5	72	1.2	1	36.9
6. Stony Brook	11	65	2456	37.8	115	1.8	2	35.4
7. Elon	11	62	2399	38.7	179	2.9	2	35.2
8. Rhode Island	11	69	2566	37.2	121	1.8	3	34.6
9. Maine	10	65	2457	37.8	101	1.6	7	34.1
10. Richmond	11	45	1631	36.2	42	0.9	3	34.0
11. William & Mary	11	62	2291	37.0	250	4.0	1	32.6
12. UAlbany	11	61	2124	34.8	126	2.1	3	31.8

KICKOFF RETURNS	G	No.	Yards	TD	Long	Avg.
1. Stony Brook	11	35	837	0	71	23.9
2. Maine	10	34	764	1	95	22.5
3. James Madison	11	14	310	0	32	22.1
4. Towson	11	41	893	0	43	21.8
5. Villanova	11	36	779	0	65	21.6
6. Delaware	11	25	534	0	36	21.4
7. UAlbany	11	31	636	0	56	20.5
8. Elon	11	42	841	0	46	20.0
9. William & Mary	11	41	797	0	39	19.4
10. Rhode Island	11	40	748	0	58	18.7
11. Richmond	11	37	678	0	32	18.3
12. New Hampshire	11	37	626	0	35	16.9

KICKOFF COVERAGE	G	No.	Yards	Avg.	Ret.	TB	NetAvg
1. UAlbany	11	43	2618	60.9	460	15	41.5
2. Stony Brook	11	59	3475	58.9	872	7	41.2
3. Maine	10	52	3235	62.2	599	21	40.6
4. Villanova	11	48	2981	62.1	866	7	40.4
5. James Madison	11	76	4671	61.5	1111	21	39.9
6. William & Mary	11	40	2475	61.9	602	12	39.3
7. Delaware	11	44	2771	63.0	466	23	39.3
8. Elon	11	50	2950	59.0	789	10	38.2
9. Towson	11	43	2262	52.6	654	1	36.8
10. Rhode Island	11	46	2557	55.6	750	5	36.6
11. New Hampshire	11	54	3029	56.1	1016	2	36.4
12. Richmond	11	64	3587	56.0	1238	3	35.5

PUNT RETURN AVG	G	No.	Yards	TD	Long	Avg.
1. James Madison	11	32	354	2	43	11.1
2. Stony Brook	11	19	184	2	44	9.7
3. UAlbany	11	21	200	0	34	9.5
4. Towson	11	15	140	1	62	9.3
5. Rhode Island	11	15	131	1	90	8.7
6. Maine	10	18	157	1	77	8.7
7. Villanova	11	16	128	1	64	8.0
8. Richmond	11	14	92	0	21	6.6
9. Elon	11	14	89	0	27	6.4
10. Delaware	11	6	36	0	15	6.0
11. William & Mary	11	17	97	0	48	5.7
12. New Hampshire	11	20	72	0	17	3.6

FIELD GOALS	G	Made	Att	Pct.
1. James Madison	11	15	18	.833
2. Villanova	11	9	11	.818
3. Richmond	11	12	15	.800
4. Stony Brook	11	11	14	.786
5. Maine	10	11	16	.688
6. Towson	11	13	19	.684
7. New Hampshire	11	6	9	.667
8. Elon	11	15	23	.652
9. UAlbany	11	11	17	.647
10. Delaware	11	11	18	.611
11. Rhode Island	11	9	15	.600
12. William & Mary	11	9	16	.562



2017 CAA Football
Team Statistics Through games of Nov 22, 2017



PAT KICKING	G	Made	Att	Pct.
1. Delaware	11	28	28	1.000
2. James Madison	11	48	49	.980
3. Villanova	11	26	27	.963
4. New Hampshire	11	26	28	.929
5. Stony Brook	11	35	38	.921
6. Rhode Island	11	23	25	.920
7. Towson	11	17	19	.895
8. Richmond	11	38	43	.884
9. UAlbany	11	18	21	.857
10. William & Mary	11	16	19	.842
11. Maine	10	23	28	.821
12. Elon	11	20	26	.769

OPPONENT 1ST DOWNS	G	Rush	Pass	Pen	Total	Avg/G
1. James Madison	11	52	79	24	155	14.1
2. UAlbany	11	68	85	23	176	16.0
3. Delaware	11	69	87	21	177	16.1
4. William & Mary	11	73	98	9	180	16.4
5. Maine	10	73	80	30	183	18.3
6. Villanova	11	50	129	17	196	17.8
7. Towson	11	102	84	11	197	17.9
8. Stony Brook	11	73	105	22	200	18.2
9. Richmond	11	93	97	16	206	18.7
New Hampshire	11	74	117	15	206	18.7
11. Rhode Island	11	76	113	22	211	19.2
12. Elon	11	93	108	11	212	19.3

SACKS BY	G	No.	Yards	Avg/G
1. James Madison	11	43	293	3.91
2. Richmond	11	35	186	3.18
3. William & Mary	11	33	191	3.00
4. Rhode Island	11	32	220	2.91
5. Elon	11	31	161	2.82
6. Maine	10	30	153	3.00
7. Towson	11	27	176	2.45
8. New Hampshire	11	26	155	2.36
9. UAlbany	11	24	179	2.18
10. Stony Brook	11	23	167	2.09
11. Delaware	11	18	119	1.64
12. Villanova	11	17	120	1.55

3RD-DOWN CONVERSIONS	G	Conv.	Att.	Pct.
1. James Madison	11	66	152	43.4
2. Delaware	11	69	165	41.8
3. Richmond	11	60	144	41.7
4. Towson	11	70	171	40.9
5. Stony Brook	11	61	157	38.9
6. New Hampshire	11	65	174	37.4
7. UAlbany	11	58	160	36.2
8. Villanova	11	53	148	35.8
9. Rhode Island	11	59	166	35.5
10. Elon	11	54	159	34.0
11. Maine	10	55	162	34.0
12. William & Mary	11	50	151	33.1

SACKS AGAINST	G	No.	Yards	Avg/G
1. Maine	10	19	136	1.90
2. Delaware	11	20	115	1.82
Stony Brook	11	20	117	1.82
4. Elon	11	21	133	1.91
5. Richmond	11	23	169	2.09
James Madison	11	23	129	2.09
7. Towson	11	25	152	2.27
8. William & Mary	11	29	199	2.64
9. Rhode Island	11	31	196	2.82
Villanova	11	31	201	2.82
11. UAlbany	11	39	212	3.55
12. New Hampshire	11	45	285	4.09

OPP 3RD-DN CONVERT	G	Conv.	Att.	Pct.
1. Maine	10	37	136	27.2
2. James Madison	11	50	167	29.9
3. Towson	11	49	150	32.7
4. Villanova	11	55	160	34.4
5. New Hampshire	11	58	168	34.5
6. William & Mary	11	58	159	36.5
7. UAlbany	11	58	158	36.7
8. Elon	11	60	162	37.0
9. Rhode Island	11	61	162	37.7
10. Delaware	11	60	155	38.7
11. Richmond	11	67	165	40.6
12. Stony Brook	11	82	184	44.6

FIRST DOWNS	G	Rush	Pass	Pen	Total	Avg/G
1. James Madison	11	114	112	22	248	22.5
2. Richmond	11	72	149	19	240	21.8
3. New Hampshire	11	69	127	17	213	19.4
4. Elon	11	86	102	16	204	18.5
5. Maine	10	86	95	18	199	19.9
6. Stony Brook	11	78	100	19	197	17.9
7. Rhode Island	11	67	103	24	194	17.6
8. Delaware	11	116	65	6	187	17.0
9. William & Mary	11	84	78	17	179	16.3
10. Towson	11	55	107	15	177	16.1
11. Villanova	11	89	74	11	174	15.8
12. UAlbany	11	55	93	17	165	15.0

4TH-DOWN CONVERSIONS	G	Conv.	Att.	Pct.
1. James Madison	11	6	10	60.0
2. Rhode Island	11	5	10	50.0
3. William & Mary	11	7	15	46.7
4. Stony Brook	11	4	9	44.4
5. New Hampshire	11	12	29	41.4
6. Elon	11	7	17	41.2
UAlbany	11	7	17	41.2
8. Villanova	11	6	15	40.0
Maine	10	4	10	40.0
10. Delaware	11	3	9	33.3
11. Towson	11	4	13	30.8
12. Richmond	11	2	14	14.3



2017 CAA Football
Team Statistics Through games of Nov 22, 2017



OPP 4TH-DN CONVERT	G	Conv.	Att.	Pct.
1. Richmond	11	2	10	20.0
2. UAlbany	11	7	25	28.0
3. Delaware	11	5	16	31.2
4. Stony Brook	11	5	15	33.3
5. Villanova	11	7	18	38.9
6. New Hampshire	11	8	20	40.0
William & Mary	11	6	15	40.0
8. James Madison	11	7	16	43.8
9. Towson	11	8	18	44.4
10. Maine	10	5	11	45.5
11. Elon	11	9	18	50.0
12. Rhode Island	11	8	15	53.3

PENALTIES	G	No.	Yards	Avg/G
1. William & Mary	11	42	384	34.9
2. Towson	11	56	469	42.6
3. Elon	11	57	492	44.7
4. New Hampshire	11	68	530	48.2
5. Richmond	11	59	609	55.4
6. Villanova	11	73	610	55.5
7. Delaware	11	65	614	55.8
8. UAlbany	11	75	644	58.5
9. Stony Brook	11	71	645	58.6
10. James Madison	11	82	815	74.1
11. Rhode Island	11	95	903	82.1
12. Maine	10	87	864	86.4

OPPONENT PENALTIES	G	No.	Yards	Avg/G
1. Rhode Island	11	88	782	71.1
2. Maine	10	75	685	68.5
3. Stony Brook	11	71	650	59.1
4. UAlbany	11	63	589	53.5
5. Towson	11	66	577	52.5
6. James Madison	11	75	574	52.2
7. William & Mary	11	64	573	52.1
8. Elon	11	61	560	50.9
9. New Hampshire	11	53	489	44.5
10. Villanova	11	55	477	43.4
11. Richmond	11	48	469	42.6
12. Delaware	11	51	437	39.7

TIME OF POSSESSION	G	Total possession	Average/game
1. Delaware	11	359:22	32:40
2. UAlbany	11	347:16	31:34
3. New Hampshire	11	340:48	30:58
4. Rhode Island	11	334:49	30:26
5. James Madison	11	334:19	30:23
6. Maine	10	302:25	30:14
7. Richmond	11	332:10	30:11
8. Stony Brook	11	329:50	29:59
9. William & Mary	11	326:56	29:43
10. Elon	11	325:57	29:37
11. Villanova	11	324:16	29:28
12. Towson	11	318:31	28:57

TURNOVER MARGIN	G	Gained			Lost			Margin	Per/G
		Fum	Int	Tot	Fum	Int	Tot		
1. Delaware	11	10	16	26	6	9	15	+11	1.00
James Madison	11	8	19	27	5	11	16	+11	1.00
3. Stony Brook	11	10	10	20	9	3	12	+8	0.73
4. Villanova	11	7	15	22	9	7	16	+6	0.55
5. New Hampshire	11	6	13	19	9	7	16	+3	0.27
Elon	11	9	9	18	7	8	15	+3	0.27
7. Richmond	11	8	13	21	7	12	19	+2	0.18
8. Maine	10	9	11	20	6	13	19	+1	0.10
9. UAlbany	11	16	3	19	8	11	19	+0	0.00
10. Rhode Island	11	11	8	19	9	17	26	-7	-0.64
11. William & Mary	11	4	6	10	5	14	19	-9	-0.82
12. Towson	11	6	11	17	11	17	28	-11	-1.00

RED ZONE OFFENSE	G	Scores	Pct.	TDs	(R-P)	FGs	TurnO
1. Stony Brook	11	37-41	90.2	27	15-12	10-11	1
2. James Madison	11	45-53	84.9	34	17-17	11-14	4
3. Richmond	11	43-53	81.1	31	14-17	12-13	2
4. Elon	11	35-44	79.5	21	12-9	14-17	4
5. Villanova	11	25-33	75.8	18	10-8	7-7	4
6. New Hampshire	11	30-40	75.0	25	6-19	5-7	2
7. Delaware	11	29-39	74.4	21	12-9	8-11	3
8. Rhode Island	11	23-31	74.2	16	9-7	7-10	5
9. Maine	10	25-35	71.4	16	7-9	9-13	1
10. William & Mary	11	19-27	70.4	14	9-5	5-11	1
11. UAlbany	11	24-35	68.6	14	9-5	10-15	3
Towson	11	24-35	68.6	15	8-7	9-12	2

RED ZONE DEFENSE	G	Scores	Pct.	TDs	(R-P)	FGs	TurnO
1. James Madison	11	10-16	62.5	5	2-3	5-7	1
2. New Hampshire	11	28-43	65.1	17	7-10	11-19	4
3. Villanova	11	23-32	71.9	11	7-4	12-14	4
4. UAlbany	11	27-37	73.0	16	11-5	11-12	5
5. Delaware	11	20-26	76.9	15	6-9	5-7	0
6. Richmond	11	35-45	77.8	23	12-11	12-16	3
7. Stony Brook	11	26-33	78.8	18	11-7	8-11	2
8. Towson	11	31-39	79.5	21	7-14	10-11	2
9. William & Mary	11	34-42	81.0	25	17-8	9-11	1
10. Rhode Island	11	36-44	81.8	27	12-15	9-9	3
11. Elon	11	32-38	84.2	20	14-6	12-16	1
12. Maine	10	22-26	84.6	18	6-12	4-6	2

ON-SIDE KICKS BY	G	Recovered	Attempts	Success%
1. Rhode Island	11	1	1	100.0
2. Elon	11	0	1	0.0
William & Mary	11	0	1	0.0
Towson	11	0	1	0.0
Richmond	11	0	1	0.0
Villanova	11	0	1	0.0
Delaware	11	0	1	0.0
Maine	10	0	0	0.0
Stony Brook	11	0	0	0.0
UAlbany	11	0	0	0.0
New Hampshire	11	0	0	0.0
James Madison	11	0	0	0.0



2017 CAA Football
Team Statistics Through games of Nov 22, 2017



ON-SIDE KICKS AGAINST	G	Recovered	Attempts	Success%
1. New Hampshire	11	0	2	0.0
Villanova	11	0	1	0.0
Stony Brook	11	0	1	0.0
Towson	11	0	0	0.0
Richmond	11	0	0	0.0
Delaware	11	0	0	0.0
Maine	10	0	0	0.0
UAlbany	11	0	0	0.0
William & Mary	11	0	0	0.0
James Madison	11	0	0	0.0
Rhode Island	11	0	0	0.0
12. Elon	11	1	1	100.0

Attend Avg	Home	Away	Neutral	Total
Delaware	6-16648	5-17789	0-0	11-17167
Elon	5-7837	6-9438	0-0	11-8710
James Madison	6-24841	5-16311	0-0	11-20964
Maine	5-6858	5-13480	0-0	10-10169
New Hampshire	5-12751	6-9631	0-0	11-11049
Rhode Island	5-4448	6-9560	0-0	11-7236
Richmond	5-8185	6-10769	0-0	11-9594
Stony Brook	6-7893	5-10569	0-0	11-9109
Towson	5-5377	6-12176	0-0	11-9086
UAlbany	5-5802	6-10098	0-0	11-8145
Villanova	5-5649	6-13614	0-0	11-9994
William & Mary	5-8236	6-14990	0-0	11-11920
Totals	63-9873	68-12241	0-0	131-11102



2017 CAA Football
Individual Statistics Through games of Nov 22, 2017



RUSHING									
	Cl	G	Att.	Yds	Avg.	TD	Lg	Avg/G	
1. Josh Mack-MAINE	So	10	243	1335	5.5	9	66	133.5	
2. Stacey Bedell-SBU	Sr	11	137	694	5.1	7	63	63.1	
3. Trai Sharp-JMU	Jr	11	137	686	5.0	4	59	62.4	
4. Kani Kane-DELAWARE	Jr	11	142	594	4.2	7	37	54.0	
5. Aaron Forbes-VU	Jr	11	119	568	4.8	0	42	51.6	
6. De'Sean McNair-ELON	So	11	144	562	3.9	3	30	51.1	
7. Donald Liotine-SBU	Jr	11	128	561	4.4	8	45	51.0	
8. Karl Mofor-UALBANY	Fr	11	153	555	3.6	6	58	50.5	
9. Harold Cooper-URI	Sr	11	132	542	4.1	4	54	49.3	
10. Nate Evans-WM	Fr	10	119	476	4.0	3	36	47.6	

TOTAL OFFENSE									
	Cl	G	Rush	Pass	Plays	Total	Yds/G		
1. Kyle Lauletta-RICHMOND	Sr	11	90	3737	501	3827	347.9		
2. Trevor Knight-UNH	Jr	11	125	2851	503	2976	270.5		
3. Bryan Schor-JMU	Sr	11	268	2257	380	2525	229.5		
4. Ryan Stover-TOWSON	Fr	11	335	2001	437	2336	212.4		
5. Davis Cheek-ELON	Fr	11	58	2230	336	2288	208.0		
6. Chris Ferguson-MAINE	Fr	10	-40	2064	350	2024	202.4		
7. Joe Carbone-SBU	Jr	11	-64	1995	342	1931	175.5		
8. Will Brunson-UALBANY	So	11	34	1889	377	1923	174.8		
9. Tommy McKee-WM	Jr	10	422	1250	334	1672	167.2		
10. Josh Mack-MAINE	So	10	1335	0	243	1335	133.5		

PASSING AVG/GAME						
	Cl	G	Comp-Att-Int	Yds	TD	Avg/G
1. Kyle Lauletta-RICHMOND	Sr	11	281-433-12	3737	28	339.7
2. Trevor Knight-UNH	Jr	11	239-381-6	2851	23	259.2
3. Chris Ferguson-MAINE	Fr	10	171-313-11	2064	16	206.4
4. Bryan Schor-JMU	Sr	11	192-280-11	2257	21	205.2
5. Davis Cheek-ELON	Fr	11	166-280-7	2230	14	202.7
6. Ryan Stover-TOWSON	Fr	11	189-341-13	2001	11	181.9
7. Joe Carbone-SBU	Jr	11	176-298-3	1995	20	181.4
8. Will Brunson-UALBANY	So	11	166-294-10	1889	9	171.7
9. Tommy McKee-WM	Jr	10	121-223-9	1250	7	125.0
10. JaJuan Lawson-URI	Jr	11	105-176-4	1198	7	108.9

SCORING									
	Cl	G	TD	FG	XPT	2XP	Pts	Pts/G	
1. Griffin Trau-RICHMOND	Jr	11	0	12	37	0	73	6.6	
2. Owen Johnson-ELON	Fr	11	0	15	18	0	63	5.7	
3. Frank Raggo-DELAWARE	Jr	11	0	11	28	0	61	5.5	
4. Neil O'Connor-UNH	Jr	11	10	0	0	0	60	5.5	
5. Josh Mack-MAINE	So	10	9	0	0	0	54	5.4	
6. Aidan O'Neill-TOWSON	So	11	0	13	17	0	56	5.1	
7. Drew Kresge-VU	So	10	0	8	26	0	50	5.0	
8. Donald Liotine-SBU	Jr	11	9	0	0	0	54	4.9	
Ray Bolden-SBU	Sr	11	9	0	0	0	54	4.9	
10. Jamie Jarmon-DELAWARE	Jr	10	8	0	0	0	48	4.8	

PASS EFFICIENCY						
	Cl	G	Comp-Att-Int	Yds	TD	Eff.
1. Kyle Lauletta-RICHMOND	Sr	11	281-433-12	3737	28	153.2
2. Bryan Schor-JMU	Sr	11	192-280-11	2257	21	153.2
3. Trevor Knight-UNH	Jr	11	239-381-6	2851	23	142.4
4. Davis Cheek-ELON	Fr	11	166-280-7	2230	14	137.7
5. Joe Carbone-SBU	Jr	11	176-298-3	1995	20	135.4
6. JaJuan Lawson-URI	Jr	11	105-176-4	1198	7	125.4
7. Chris Ferguson-MAINE	Fr	10	171-313-11	2064	16	119.9
8. Joe Walker-DELAWARE	Jr	11	51-93-4	614	4	115.9
9. Will Brunson-UALBANY	So	11	166-294-10	1889	9	113.7
10. Ryan Stover-TOWSON	Fr	11	189-341-13	2001	11	107.7

SCORING (TDs)									
	Cl	G	TD	Run	Pass	Ret	Pat	Pts	Avg/G
1. Neil O'Connor-UNH	Jr	11	10	0	10	0	0	60	5.5
2. Josh Mack-MAINE	So	10	9	9	0	0	0	54	5.4
3. Donald Liotine-SBU	Jr	11	9	8	1	0	0	54	4.9
Ray Bolden-SBU	Sr	11	9	0	9	0	0	54	4.9
5. Jamie Jarmon-DELAWARE	Jr	10	8	2	6	0	0	48	4.8
6. Tyler Wilkins-RICHMOND	Jr	11	8	1	7	0	0	48	4.4
Taurus Phillips-VU	Sr	11	8	1	6	1	0	48	4.4
8. Stacey Bedell-SBU	Sr	11	7	7	0	0	0	42	3.8
Kani Kane-DELAWARE	Jr	11	7	7	0	0	0	42	3.8
Aaron Parker-URI	So	11	7	0	7	0	0	42	3.8

RECEPTIONS/GAME								
	Cl	G	No.	Yds	TD	Lg	Yds/G	Rec/G
1. Neil O'Connor-UNH	Jr	11	87	1291	10	76	117.4	7.9
2. Ray Bolden-SBU	Sr	11	66	780	9	40	70.9	6.0
3. Dejon Brissett-RICHMOND	Jr	11	63	896	7	50	81.5	5.7
4. Malik Love-UNH	So	9	51	514	2	60	57.1	5.7
5. Tyler Wilkins-RICHMOND	Jr	11	62	876	7	43	79.6	5.6
6. C. Simpson-RICHMOND	So	11	60	1019	6	93	92.6	5.5
7. Jabari Greenwood-TOWSON	Jr	10	53	616	0	35	61.6	5.3
8. Kortez Weeks-ELON	Fr	11	53	676	2	49	61.5	4.8
9. Aaron Parker-URI	So	11	51	823	7	75	74.8	4.6
10. Marven Beauvais-URI	Jr	11	46	732	5	80	66.5	4.2

SCORING (KICK)						
	Cl	G	PAT	FG	Pts	Avg/G
1. Griffin Trau-RICHMOND	Jr	11	37-41	12-15	73	6.6
2. Owen Johnson-ELON	Fr	11	18-24	15-23	63	5.7
3. Frank Raggo-DELAWARE	Jr	11	28-28	11-15	61	5.5
4. Aidan O'Neill-TOWSON	So	11	17-19	13-19	56	5.1
5. Drew Kresge-VU	So	10	26-27	8-10	50	5.0
6. Ethan Stark-UALBANY	Jr	11	18-21	11-17	51	4.6
7. C.J. Carrick-URI	Fr	11	23-25	9-15	50	4.5
8. Brandon Briggs-MAINE	Jr	10	16-18	8-11	40	4.0
9. Kris Hooper-WM	So	11	16-19	9-16	43	3.9
10. Alex Lucansky-SBU	Jr	11	19-22	7-10	40	3.6

RECEIVE YDS/GAME								
	Cl	G	No.	Yds	TD	Lg	Avg/C	Yds/G
1. Neil O'Connor-UNH	Jr	11	87	1291	10	76	14.8	117.4
2. C. Simpson-RICHMOND	So	11	60	1019	6	93	17.0	92.6
3. Dejon Brissett-RICHMOND	Jr	11	63	896	7	50	14.2	81.5
4. Tyler Wilkins-RICHMOND	Jr	11	62	876	7	43	14.1	79.6
5. Aaron Parker-URI	So	11	51	823	7	75	16.1	74.8
6. Ray Bolden-SBU	Sr	11	66	780	9	40	11.8	70.9
7. Marven Beauvais-URI	Jr	11	46	732	5	80	15.9	66.5
8. Jabari Greenwood-TOWSON	Jr	10	53	616	0	35	11.6	61.6
9. Kortez Weeks-ELON	Fr	11	53	676	2	49	12.8	61.5
10. Malik Love-UNH	So	9	51	514	2	60	10.1	57.1

PUNT RETURN AVG							
	Cl	G	No.	Yds	TD	Long	Avg/G
1. John Miller-JMU	Sr	10	18	210	1	43	11.7
2. D. McDonald-UALBANY	So	11	19	192	0	34	10.1
3. Donavin Washington-SBU	Jr	11	17	158	0	44	9.3
4. Matt Pires-URI	Fr	9	13	114	1	90	8.8
5. Evan Horn-UNH	Fr	11	20	72	0	17	3.6

KICK RETURN AVG							
	Cl	G	No.	Yds	TD	Long	Avg/G
1. Earnest Edwards-MAINE	So	10	26	636	1	95	24.5
2. Rodney Dorsey-TOWSON	Fr	10	15	363	0	40	24.2
3. Donald Liotine-SBU	Jr	11	24	565	0	42	23.5
4. D. McDonald-UALBANY	So	11	20	468	0	56	23.4
5. Tyler Campbell-ELON	Jr	11	31	663	0	46	21.4
6. Gene Coleman II-DELAWARE	Fr	11	16	341	0	36	21.3
7. Harold Cooper-URI	Sr	11	29	589	0	58	20.3
8. C.J. Turner-UNH	Fr	9	23	371	0	26	16.1



2017 CAA Football
Individual Statistics Through games of Nov 22, 2017



ALL PURPOSE		Cl	G	Rush	Rcv	PR	KR	Yds	Avg/G
1.	Josh Mack-MAINE	So	10	1335	209	0	71	1615	161.5
2.	Neil O'Connor-UNH	Jr	11	10	1291	0	104	1405	127.7
3.	Harold Cooper-URI	Sr	11	542	204	0	589	1335	121.4
4.	Donald Liotine-SBU	Jr	11	561	94	0	565	1220	110.9
5.	Earnest Edwards-MAINE	So	10	52	371	26	636	1085	108.5
6.	Dejon Brissett-RICHMOND	Jr	11	0	896	16	193	1105	100.5
7.	C. Simpson-RICHMOND	So	11	5	1019	12	68	1104	100.4
8.	D. McDonald-UALBANY	So	11	-9	339	192	468	990	90.0
9.	Nate Evans-WM	Fr	10	476	161	0	232	869	86.9
10.	Tyler Wilkins-RICHMOND	Jr	11	49	876	11	0	936	85.1

PUNTING		Cl	G	No.	Yds	Lg	I20	50+	TB	Avg.
1.	John Hinchon-VU	Sr	11	58	2491	58	9	14	1	42.9
2.	Pat Toomey-TOWSON	Jr	11	63	2598	65	20	9	4	41.2
3.	Harry O'Kelly-JMU	Fr	10	37	1519	63	15	5	4	41.1
4.	Nick Pritchard-DELAWARE	So	11	69	2806	60	25	11	3	40.7
5.	Hunter Stephenson-ELON	Fr	11	61	2399	60	20	11	2	39.3
6.	Derek Deoul-MAINE	So	10	62	2422	55	21	8	7	39.1
7.	Max Pedinoff-UNH	Sr	11	52	2031	57	16	3	0	39.1
8.	Marc Nolan-SBU	Jr	11	65	2456	55	30	3	2	37.8
9.	Will Michael-WM	Fr	10	52	1959	65	12	6	0	37.7
10.	Satchel Denton-URI	Fr	11	68	2547	67	20	3	3	37.5

FIELD GOALS		Cl	G	Made	Att.	Long	Pct.	FG/G
1.	Owen Johnson-ELON	Fr	11	15	23	45	65.2	1.36
2.	Aidan O'Neill-TOWSON	So	11	13	19	49	68.4	1.18
3.	Griffin Trau-RICHMOND	Jr	11	12	15	41	80.0	1.09
4.	Frank Raggo-DELAWARE	Jr	11	11	15	55	73.3	1.00
	Ethan Stark-UALBANY	Jr	11	11	17	41	64.7	1.00
6.	C.J. Carrick-URI	Fr	11	9	15	42	60.0	0.82
	Kris Hooper-WM	So	11	9	16	41	56.2	0.82
8.	Drew Kresge-VU	So	10	8	10	46	80.0	0.80
	Brandon Briggs-MAINE	Jr	10	8	11	43	72.7	0.80
10.	Alex Lucansky-SBU	Jr	11	7	10	43	70.0	0.64

FIELD GOAL PCT		Cl	G	Made	Att.	Long	Pct.
1.	Griffin Trau-RICHMOND	Jr	11	12	15	41	80.0
	Drew Kresge-VU	So	10	8	10	46	80.0
3.	Frank Raggo-DELAWARE	Jr	11	11	15	55	73.3
4.	Brandon Briggs-MAINE	Jr	10	8	11	43	72.7
5.	Aidan O'Neill-TOWSON	So	11	13	19	49	68.4
6.	Owen Johnson-ELON	Fr	11	15	23	45	65.2
7.	Ethan Stark-UALBANY	Jr	11	11	17	41	64.7
8.	C.J. Carrick-URI	Fr	11	9	15	42	60.0
9.	Kris Hooper-WM	So	11	9	16	41	56.2

PAT KICKING PCT		Cl	G	Made	Att.	Pct.
1.	Frank Raggo-DELAWARE	Jr	11	28	28	100.0
2.	Drew Kresge-VU	So	10	26	27	96.3
3.	C.J. Carrick-URI	Fr	11	23	25	92.0
4.	Griffin Trau-RICHMOND	Jr	11	37	41	90.2
5.	Alex Lucansky-SBU	Jr	11	19	22	86.4
6.	Owen Johnson-ELON	Fr	11	18	24	75.0



2017 CAA Football
Individual Statistics Through games of Nov 22, 2017



TACKLES (All positions)		Cl	G	Pos	Solo	Ast	Total	Avg/G
1. Nate Hatafsky-UALBANY	Sr	11	LB	53	69	122	11.1	
2. Warren Messer-ELON	Jr	11	LB	37	67	104	9.5	
3. Ed Shockley-VU	Sr	11	LB	56	45	101	9.2	
Quinlen Dean-UNH	So	11	LB	66	35	101	9.2	
5. Nate Atkins-WM	So	11	LB	48	48	96	8.7	
6. Justin Rubin-RICHMOND	Jr	11		36	56	92	8.4	
7. Jeff Steeb-VU	Jr	11	LB	46	44	90	8.2	
Diondre Wallace-TOWSON	Jr	11		52	38	90	8.2	
Justin Hogan-URI	Jr	11	LB	44	46	90	8.2	
10. Troy Reeder-DELAWARE	Jr	11	LB	34	55	89	8.1	
11. Jaron Grayer-MAINE	Fr	10		32	47	79	7.9	
12. Daniel Jones-RICHMOND	So	9		29	39	68	7.6	
13. Chris Blair-ELON	Sr	11	DB	32	49	81	7.4	
14. Corey Parker-WM	So	11		37	42	79	7.2	
D.J. Stewart-URI	Jr	11	DB	41	38	79	7.2	
Noah McGinty-SBU	Jr	11		40	39	79	7.2	
Tyrice Beverette-SBU	Sr	11		51	28	79	7.2	
18. Mason Gray-UALBANY	Jr	10		36	35	71	7.1	
19. Kyre Hawkins-JMU	Sr	11	LB	36	42	78	7.1	
Nasir Adderley-DELAWARE	Jr	11	DB	42	36	78	7.1	
21. Josh Dulaney-WM	Jr	11	LB	35	41	76	6.9	
Shayne Lawless-SBU	Jr	11		42	34	76	6.9	
Daniel Reid-Bennett-ELON	So	11	DB	51	25	76	6.9	
24. Josh Wynn-UALBANY	Jr	11		34	40	74	6.7	
25. Chris Cooper-SBU	Sr	11		40	32	72	6.5	
Arman Jones-WM	So	11	LB	35	37	72	6.5	
27. Kayon Whitaker-MAINE	So	10		34	31	65	6.5	
Micha Keels-RICHMOND	Jr	10		31	34	65	6.5	
29. Matt Baker-ELON	Jr	9	LB	26	32	58	6.4	
Malik Reaves-VU	Sr	9	DB	35	23	58	6.4	
31. Sterling Sheffield-MAINE	Jr	10		31	33	64	6.4	
32. Monty Fenner-TOWSON	Jr	11		43	26	69	6.3	
33. Justin Walker-UALBANY	Jr	9	LB	16	40	56	6.2	
34. Dale Matthews-RICHMOND	Jr	11		33	34	67	6.1	
35. Jamal Robinson-UALBANY	Sr	11	CB	38	28	66	6.0	
36. Robert Heyward-TOWSON	So	11		32	32	64	5.8	
37. Brandon Waller-RICHMOND	Jr	10		22	36	58	5.8	
Charles Mitchell-MAINE	Fr	10		23	35	58	5.8	
39. Rasaan Stewart-VU	Sr	11	DB	33	30	63	5.7	
40. Trey Moore-RICHMOND	Sr	10		14	43	57	5.7	
41. Eli Mencer-UALBANY	So	11	LB	26	34	60	5.5	
Ray Jones-DELAWARE	Jr	11	DB	34	26	60	5.5	
Tyler Campbell-ELON	Jr	11	DB	35	25	60	5.5	
44. Rick Holt-UNH	Sr	11	DT	36	23	59	5.4	
Jordan Brown-JMU	Sr	11		28	31	59	5.4	
Rick Ellison-UNH	So	11		37	22	59	5.4	
47. John Haggart-SBU	Jr	9		30	18	48	5.3	
48. Marcus Willoughby-ELON	So	10	DL	23	29	52	5.2	
Keon Paye-TOWSON	So	10		26	26	52	5.2	
50. Tez Wilson-URI	Jr	11	DE	26	31	57	5.2	

SACKS		Cl	G	Pos	Solo	Ast	Total	Avg/G
1. Kanyia Anderson-TOWSON	Sr	11		8	2	9.0	0.82	
Andrew Clyde-RICHMOND	Jr	11		7	4	9.0	0.82	
3. Kayon Whitaker-MAINE	So	10		7	1	8.5	0.85	
4. Andrew Ankrah-JMU	Sr	11	DL	6	3	7.5	0.68	
5. Brandon Ginnetti-URI	So	11	DT	6	2	7.0	0.64	
6. Marcus Willoughby-ELON	So	10	DL	7	0	7.0	0.70	
7. Kyre Hawkins-JMU	Sr	11	LB	6	2	7.0	0.64	
8. Brandon Waller-RICHMOND	Jr	10		5	4	7.0	0.70	
9. Bill Murray-WM	So	11	DT	5	3	6.5	0.59	
10. John Haggart-SBU	Jr	9		6	0	6.0	0.67	
11. Jae'Wuan Horton-UNH	Jr	11	DE	5	1	6.0	0.55	
12. Jose Duncan-URI	Sr	11	DL	5	1	5.5	0.50	
Bilal Nichols-DELAWARE	Sr	11	DL	5	1	5.5	0.50	
Darrious Carter-JMU	Jr	11	DL	3	5	5.5	0.50	
15. Sterling Sheffield-MAINE	Jr	10		4	3	5.5	0.55	
16. William Mack III-URI	So	11	DE	5	1	5.5	0.50	
Mike Ezirike-URI	Sr	11	DL	5	0	5.5	0.50	
Matt Ahola-WM	Sr	11	DE	3	5	5.5	0.50	
Warren Messer-ELON	Jr	11	LB	5	1	5.5	0.50	
20. Jeff Steeb-VU	Jr	11	LB	5	0	5.0	0.45	

TACKLES FOR LOSS		Cl	G	Pos	Solo	Ast	Total	Avg/G
1. Kanyia Anderson-TOWSON	Sr	11		13	6	16.0	1.45	
2. Andrew Ankrah-JMU	Sr	11	DL	11	5	13.5	1.23	
Mike Ezirike-URI	Sr	11	DL	11	5	13.5	1.23	
4. Brandon Waller-RICHMOND	Jr	10		8	11	13.5	1.35	
5. Kayon Whitaker-MAINE	So	10		12	2	13.0	1.30	
6. William Mack III-URI	So	11	DE	11	3	12.5	1.14	
Tez Wilson-URI	Jr	11	DE	9	7	12.5	1.14	
8. Sterling Sheffield-MAINE	Jr	10		9	6	12.0	1.20	
9. Josh Dulaney-WM	Jr	11	LB	9	6	12.0	1.09	
10. Jordan Scarbrough-SBU	So	11		9	5	11.5	1.05	
11. Charles Mitchell-MAINE	Fr	10		9	5	11.5	1.15	
12. Andrew Clyde-RICHMOND	Jr	11		8	6	11.0	1.00	
13. Kyre Hawkins-JMU	Sr	11	LB	8	5	10.5	0.95	
Brandon Ginnetti-URI	So	11	DT	8	5	10.5	0.95	
15. Warren Messer-ELON	Jr	11	LB	7	6	10.0	0.91	
16. John Haggart-SBU	Jr	9		9	2	10.0	1.11	
17. Jose Duncan-URI	Sr	11	DL	8	4	10.0	0.91	
18. Tyrice Beverette-SBU	Sr	11		7	5	9.5	0.86	
Colby Ritten-RICHMOND	Fr	11		6	7	9.5	0.86	
20. Marcus Willoughby-ELON	So	10	DL	8	2	9.0	0.90	



PASSES DEFENDED		Cl	G	BrUp	Int.	Total	Avg/G
1.	Manny Patterson-MAINE	So	10	17	0	17	1.70
2.	Trey Johnson-VU	Sr	11	13	2	15	1.36
3.	Jimmy Moreland-JMU	Jr	11	10	4	14	1.27
4.	Greg Liggs Jr.-ELON	So	11	11	2	13	1.18
5.	Isiah Perkins-UNH	So	11	8	4	12	1.09
	Jamal Robinson-UALBANY	Sr	11	11	1	12	1.09
7.	Daniel Jones-RICHMOND	So	9	5	4	9	1.00
8.	Tafon Mainsah-RICHMOND	Sr	11	8	2	10	0.91
	Jordan Brown-JMU	Sr	11	4	6	10	0.91
	Nijuel Hill-DELAWARE	Fr	11	9	1	10	0.91
11.	Kwadir Brown-URI	Fr	10	7	2	9	0.90
12.	Gavin Heslop-SBU	So	11	9	0	9	0.82
	Rashad Robinson-JMU	Jr	11	4	5	9	0.82
	Travon Reid-Segure-SBU	Sr	11	5	4	9	0.82
	Prince Smith, Jr-UNH	So	11	8	1	9	0.82
	Momodou Mbye-URI	So	11	7	2	9	0.82
17.	Lyrics Klugh-TOWSON	Jr	10	7	1	8	0.80
18.	Tyron McDade-TOWSON	Jr	9	5	2	7	0.78
19.	Nasir Adderley-DELAWARE	Jr	11	3	5	8	0.73
	Daniel Reid-Bennett-ELON	So	11	8	0	8	0.73

INTERCEPTIONS		Cl	G	No.	Yds	TD	Long	Avg/G
1.	Jordan Brown-JMU	Sr	11	6	69	0	40	0.55
2.	Rashad Robinson-JMU	Jr	11	5	145	1	82	0.45
	Nasir Adderley-DELAWARE	Jr	11	5	135	0	55	0.45
4.	Daniel Jones-RICHMOND	So	9	4	4	0	4	0.44
5.	Jimmy Moreland-JMU	Jr	11	4	67	1	38	0.36
	Keeling Hunter-VU	So	11	4	57	1	27	0.36
	Isiah Perkins-UNH	So	11	4	52	0	52	0.36
	Travon Reid-Segure-SBU	Sr	11	4	21	0	21	0.36
9.	Darrius Hart-MAINE	Jr	10	3	51	1	35	0.30
10.	Tyler Campbell-ELON	Jr	11	3	79	0	48	0.27

FUMBLES FORCED		Cl	G	No.	Avg/G
1.	Eli Mencer-UALBANY	So	11	5	0.45
2.	Malachi Hoskins-UALBANY	Sr	11	4	0.36
3.	Kayon Whitaker-MAINE	So	10	2	0.20
	Marcel Ngachie-UALBANY	Sr	10	2	0.20
	Jaron Grayer-MAINE	Fr	10	2	0.20
	Demian Thomas-MAINE	Fr	10	2	0.20
7.	Nasir Adderley-DELAWARE	Jr	11	2	0.18
	Dale Matthews-RICHMOND	Jr	11	2	0.18
	Nate Atkins-WM	So	11	2	0.18
	Nate Hatalsky-UALBANY	Sr	11	2	0.18

FUMBLES RECOVERED		Cl	G	No.	Avg/G
1.	Momodou Mbye-URI	So	11	3	0.27
	Malik Fisher-VU	Fr	11	3	0.27
	Eli Mencer-UALBANY	So	11	3	0.27
4.	Charles Mitchell-MAINE	Fr	10	2	0.20
	Micah Keels-RICHMOND	Jr	10	2	0.20
	Sterling Sheffield-MAINE	Jr	10	2	0.20
7.	Samari Springs-RICHMOND	Fr	11	2	0.18
	Colby Reeder-DELAWARE	Fr	11	2	0.18
	Jimmy Moreland-JMU	Jr	11	2	0.18
	Brian Dolce-UALBANY	Jr	11	2	0.18



2017 CAA Football
CAA Team Game Highs Through games of Nov 22, 2017



TEAM HIGHS (highest totals made by)

Points	75	James Madison vs NORFOLK STATE (Sep 16, 2017)
	68	Richmond vs HOWARD (Sep 16, 2017)
Points scored kicking	16	James Madison at William & Mary (Oct 21, 2017) [4fg,4pat]
	15	Elon vs TOWSON (Nov 04, 2017) [4fg,3pat]
Touchdowns	10	James Madison vs NORFOLK STATE (Sep 16, 2017)
	10	Richmond vs HOWARD (Sep 16, 2017)
Total offense yards	728	James Madison vs NORFOLK STATE (Sep 16, 2017) [472r,256p]
	652	Richmond at Sam Houston State (Sept 1, 2017) [106r,546p]
Total offense plays	92	James Madison vs NORFOLK STATE (Sep 16, 2017) [65r,27p]
	89	Richmond at Sam Houston State (Sept 1, 2017) [33r,56p]
Total offense yards/play	9.3	James Madison at ECU (Sep 02, 2017) [66-614]
	8.9	Maine vs BRYANT (Sep 09, 2017) [60-536]
Rushing yards	472	James Madison vs NORFOLK STATE (Sep 16, 2017)
	410	James Madison at ECU (Sep 02, 2017)
Rushing attempts	65	James Madison vs NORFOLK STATE (Sep 16, 2017)
	58	Elon at Richmond (Sep 22, 2017)
Yards per rush	9.8	James Madison at ECU (Sep 02, 2017) [42-410]
	9.3	Maine vs BRYANT (Sep 09, 2017) [41-381]
Rushing TDs	7	James Madison vs NORFOLK STATE (Sep 16, 2017)
	4	James Madison at ECU (Sep 02, 2017)
	4	Richmond vs HOWARD (Sep 16, 2017)
Longest rush	85	James Madison at ECU (Sep 02, 2017)
	74	Delaware vs RICHMOND (Oct 21, 2017)
Passing yards	546	Richmond at Sam Houston State (Sept 1, 2017)
	497	Richmond vs ELON (Sep 22, 2017)
Passing attempts	58	New Hampshire at Stony Brook (Oct 14, 2017)
	56	Richmond at Sam Houston State (Sept 1, 2017)
Passing TDs	6	Richmond vs HOWARD (Sep 16, 2017)
	5	Richmond at Sam Houston State (Sept 1, 2017)
	5	James Madison vs ETSU (Sep 09, 2017)
	5	Maine vs RHODE ISLAND (Oct 14, 2017)
Longest pass	93	Richmond vs ELON (Sep 22, 2017)
	80	Rhode Island at Central Michigan (Aug 31, 2017)
Passes completed	37	New Hampshire at Stony Brook (Oct 14, 2017)
	36	Richmond at Sam Houston State (Sept 1, 2017)
Had intercepted	6	Rhode Island at Central Michigan (Aug 31, 2017)
	4	Maine at Villanova (Oct 07, 2017)
	4	Towson vs RICHMOND (Oct 14, 2017)
	4	William & Mary vs JAMES MADISON (Oct 21, 2017)
Pass completion pct	89.7	Richmond vs HOWARD (Sep 16, 2017) [26-29]
	78.9	Villanova vs LAFAYETTE (Sep 16, 2017) [15-19]
	78.9	James Madison at Rhode Island (Nov 04, 2017) [15-19]
Passing yards/attempt	12.8	Villanova vs LAFAYETTE (Sep 16, 2017) [19-243]
	12.4	New Hampshire vs RHODE ISLAND (Sep 23, 2017) [34-420]
Yards per catch	23.1	Delaware at Maine (Nov 04, 2017) [7-162]
	20.3	Villanova vs MAINE (Oct 07, 2017) [3-61]
Field goal attempts	5	Elon vs TOWSON (Nov 04, 2017)
	4	Rhode Island at Central Michigan (Aug 31, 2017)
	4	Delaware vs DELAWARE STATE (Aug 31, 2017)
	4	Delaware vs CORNELL (Sep 16, 2017)
	4	Stony Brook vs TOWSON (Sep 23, 2017)
	4	James Madison at William & Mary (Oct 21, 2017)
	4	Towson at Elon (Nov 04, 2017)
Field goals made	4	Stony Brook vs TOWSON (Sep 23, 2017)
	4	James Madison at William & Mary (Oct 21, 2017)



2017 CAA Football
Team Game Highs Through games of Nov 22, 2017



	4	Elon vs TOWSON (Nov 04, 2017)
Longest field goal	55	Delaware vs JAMES MADISON (Sep 30, 2017)
	50	Delaware at Stony Brook (Oct. 7, 2017)
Field goal pct	100.0	Stony Brook vs TOWSON (Sep 23, 2017) [4-4]
	100.0	James Madison at William & Mary (Oct 21, 2017) [4-4]
PAT kicks attempted	10	James Madison vs NORFOLK STATE (Sep 16, 2017)
	10	Richmond vs HOWARD (Sep 16, 2017)
PAT kicks made	10	James Madison vs NORFOLK STATE (Sep 16, 2017)
	8	Richmond vs HOWARD (Sep 16, 2017)
PAT kicks pct	100.0	James Madison vs NORFOLK STATE (Sep 16, 2017) [10-10]
	100.0	James Madison vs ETSU (Sep 09, 2017) [7-7]
2-point PAT attempts	2	New Hampshire vs RHODE ISLAND (Sep 23, 2017)
	2	Stony Brook vs NEW HAMPSHIRE (Oct 14, 2017)
	2	Maine vs STONY BROOK (Nov 18, 2017)
2-point PATs made	1	New Hampshire at Georgia Southern (Sep 09, 2017)
	1	Rhode Island vs STONY BROOK (Sep 09, 2017)
	1	Villanova vs LAFAYETTE (Sep 16, 2017)
	1	New Hampshire vs RHODE ISLAND (Sep 23, 2017)
	1	William & Mary vs STONY BROOK (Sep 30, 2017)
	1	New Hampshire at Stony Brook (Oct 14, 2017)
	1	Villanova at James Madison (Oct 14, 2017)
	1	Rhode Island at UAlbany (Oct 28, 2017)
	1	Towson vs DELAWARE (Oct 28, 2017)
	1	Maine at Massachusetts (Nov 11, 2017)
Punts	11	Rhode Island at Brown (Sep 30, 2017)
	11	Maine vs STONY BROOK (Nov 18, 2017)
Longest punt	67	Rhode Island vs ELON (Oct 21, 2017)
	65	Towson at Maryland (Sep 09, 2017)
	65	William & Mary vs STONY BROOK (Sep 30, 2017)
Yards punted	447	Maine vs STONY BROOK (Nov 18, 2017) [11-447]
	404	Delaware vs WILLIAM & MARY (Oct 14, 2017) [10-404]
Punting avg	50.0	Elon at Villanova (Oct 28, 2017) [4-200]
	49.0	Towson at Stony Brook (Sep 23, 2017) [4-196]
Punt returns	9	James Madison vs NORFOLK STATE (Sep 16, 2017)
	6	UAlbany vs MONMOUTH (Sep 16, 2017)
Punt return yards	115	James Madison vs NORFOLK STATE (Sep 16, 2017)
	98	James Madison vs ETSU (Sep 09, 2017)
	98	Rhode Island vs ELON (Oct 21, 2017)
Punt return avg	32.7	James Madison vs ETSU (Sep 09, 2017) [3-98]
	32.7	Rhode Island vs ELON (Oct 21, 2017) [3-98]
Punt return TDs	1	Stony Brook at USF (Sep 02, 2017)
	1	James Madison vs ETSU (Sep 09, 2017)
	1	Stony Brook vs SACRED HEART (Sep 16, 2017)
	1	Villanova vs LAFAYETTE (Sep 16, 2017)
	1	Maine vs RHODE ISLAND (Oct 14, 2017)
	1	Rhode Island vs ELON (Oct 21, 2017)
	1	Towson at William & Mary (Nov 11, 2017)
	1	James Madison at Elon (Nov 18, 2017)
Longest punt return	90	Rhode Island vs ELON (Oct 21, 2017)
	77	Maine vs RHODE ISLAND (Oct 14, 2017)
Kick returns	9	Towson at Maryland (Sep 09, 2017)
	8	Elon at TOLEDO (08/31/17)
	8	New Hampshire at Holy Cross (Sep 16, 2017)
	8	New Hampshire at Stony Brook (Oct 14, 2017)
	8	William & Mary vs JAMES MADISON (Oct 21, 2017)
	8	Maine at Massachusetts (Nov 11, 2017)



2017 CAA Football
Team Game Highs Through games of Nov 22, 2017



Kick return yards	199	Maine at Massachusetts (Nov 11, 2017)
	183	Towson at Maryland (Sep 09, 2017)
Kick return avg	42.0	Villanova vs ELON (Oct 28, 2017) [3-126]
	41.0	Stony Brook vs WAGNER (Nov 11, 2017) [3-123]
Longest kick return	95	Maine at Massachusetts (Nov 11, 2017)
	71	Stony Brook vs WAGNER (Nov 11, 2017)
Kick return TDs	1	Maine at Massachusetts (Nov 11, 2017)
Interceptions	5	Maine vs BRYANT (Sep 09, 2017)
	4	Delaware vs CORNELL (Sep 16, 2017)
	4	Villanova vs MAINE (Oct 07, 2017)
	4	Richmond at Towson (Oct 14, 2017)
	4	James Madison at William & Mary (Oct 21, 2017)
Interception return yds	178	James Madison at William & Mary (Oct 21, 2017)
	100	Maine vs BRYANT (Sep 09, 2017)
Interception return avg	44.5	James Madison at William & Mary (Oct 21, 2017) [4-178]
	41.5	New Hampshire vs BRYANT (Sep 30, 2017) [2-83]
Longest interception rtn	82	James Madison vs NEW HAMPSHIRE (Oct 28, 2017)
	63	James Madison at William & Mary (Oct 21, 2017)
Interception return TDs	2	Maine vs BRYANT (Sep 09, 2017)
	2	Villanova vs LAFAYETTE (Sep 16, 2017)
Fumbles lost	3	Towson at Saint Francis (Sep 16, 2017)
	3	Villanova at UAlbany (Sep 23, 2017)
	3	Elon at New Hampshire (Nov 11, 2017)
Fumbles recovered	3	Rhode Island at Central Michigan (Aug 31, 2017)
	3	Maine vs BRYANT (Sep 09, 2017)
	3	UAlbany vs VILLANOVA (Sep 23, 2017)
	3	New Hampshire vs ELON (Nov 11, 2017)
Sacked by opp	8	New Hampshire vs ELON (Nov 11, 2017)
	8	New Hampshire at UAlbany (Nov 18, 2017)
QB sacks	8	Elon at New Hampshire (Nov 11, 2017)
	8	UAlbany vs NEW HAMPSHIRE (Nov 18, 2017)
Turnovers committed	6	Rhode Island at Central Michigan (Aug 31, 2017)
	6	Maine at Villanova (Oct 07, 2017)
	6	Towson vs RICHMOND (Oct 14, 2017)
	6	William & Mary vs JAMES MADISON (Oct 21, 2017)
Turnovers caused	8	Maine vs BRYANT (Sep 09, 2017)
	6	Villanova vs MAINE (Oct 07, 2017)
	6	Richmond at Towson (Oct 14, 2017)
	6	James Madison at William & Mary (Oct 21, 2017)
Kicks blocked	2	Delaware at Maine (Nov 04, 2017)
	1	Richmond at Sam Houston State (Sept 1, 2017)
	1	Stony Brook at USF (Sep 02, 2017)
	1	New Hampshire vs MAINE (Aug 31, 2017)
	1	Delaware at Virginia Tech (Sep 09, 2017)
	1	UAlbany at Morgan State (Sep 09, 2017)
	1	Elon vs CHARLESTON SOUTHERN (Sep 16, 2017)
	1	James Madison vs NORFOLK STATE (Sep 16, 2017)
	1	Stony Brook vs SACRED HEART (Sep 16, 2017)
	1	Richmond vs HOWARD (Sep 16, 2017)
	1	William & Mary vs BUCKNELL (Sep 16, 2017)
	1	Delaware at Stony Brook (Oct. 7, 2017)
	1	Richmond vs UALBANY (Oct 07, 2017)
	1	Villanova vs MAINE (Oct 07, 2017)
	1	Maine at Villanova (Oct 07, 2017)
	1	Richmond at Delaware (Oct 21, 2017)
	1	Rhode Island at UAlbany (Oct 28, 2017)



**2017 CAA Football
Team Game Highs Through games of Nov 22, 2017**



	1	Elon vs TOWSON (Nov 04, 2017)
	1	New Hampshire vs ELON (Nov 11, 2017)
	1	Maine at Massachusetts (Nov 11, 2017)
	1	Delaware vs UALBANY (Nov 11, 2017)
	1	Rhode Island vs VILLANOVA (Nov 11, 2017)
	1	William & Mary vs TOWSON (Nov 11, 2017)
	1	James Madison at Elon (Nov 18, 2017)
First downs	39	James Madison vs NORFOLK STATE (Sep 16, 2017)
	32	Richmond vs HOWARD (Sep 16, 2017)
1st downs rushing	27	James Madison vs NORFOLK STATE (Sep 16, 2017)
	17	Elon at Richmond (Sep 22, 2017)
1st downs passing	19	Richmond at Sam Houston State (Sept 1, 2017)
	18	Richmond vs ELON (Sep 22, 2017)
	18	New Hampshire vs RHODE ISLAND (Sep 23, 2017)
	18	Elon at Villanova (Oct 28, 2017)
	18	New Hampshire at William & Mary (Nov 04, 2017)
1st downs by penalty	5	Towson vs MORGAN STATE (Sep 02, 2017)
	5	William & Mary vs STONY BROOK (Sep 30, 2017)
	5	Rhode Island at UAlbany (Oct 28, 2017)
Penalties	14	James Madison at ECU (Sep 02, 2017)
	14	Rhode Island vs JAMES MADISON (Nov 04, 2017)
Penalties yards	172	James Madison at ECU (Sep 02, 2017)
	139	Richmond at Sam Houston State (Sept 1, 2017)



2017 CAA Football
CAA Individual Game Highs Through games of Nov 22, 2017



INDIVIDUAL PLAYER GAME HIGHS

Points scored	18	Josh Mack (Maine) vs BRYANT (Sep 09, 2017)
	18	Kani Kane (Delaware) vs CORNELL (Sep 16, 2017)
	18	Neil O'Connor (New Hampshire) vs BRYANT (Sep 30, 2017)
	18	Jaleel Reed (Maine) vs RHODE ISLAND (Oct 14, 2017)
	18	Jamie Jarmon (Delaware) vs RICHMOND (Oct 21, 2017)
	18	Bryan Schor (James Madison) at Elon (Nov 18, 2017)
Touchdowns	3	Josh Mack (Maine) vs BRYANT (Sep 09, 2017)
	3	Kani Kane (Delaware) vs CORNELL (Sep 16, 2017)
	3	Neil O'Connor (New Hampshire) vs BRYANT (Sep 30, 2017)
	3	Jaleel Reed (Maine) vs RHODE ISLAND (Oct 14, 2017)
	3	Jamie Jarmon (Delaware) vs RICHMOND (Oct 21, 2017)
	3	Bryan Schor (James Madison) at Elon (Nov 18, 2017)
TD responsibility	6	Kyle Lauletta (Richmond) vs HOWARD (Sep 16, 2017) [0r,6p]
	5	Kyle Lauletta (Richmond) at Sam Houston State (Sept 1, 2017) [0r,5p]
	5	Bryan Schor (James Madison) vs ETSU (Sep 09, 2017) [0r,5p]
	5	Will Brunson (UAlbany) at Richmond (Oct 07, 2017) [1r,4p]
	5	Chris Ferguson (Maine) vs RHODE ISLAND (Oct 14, 2017) [0r,5p]
	5	Kyle Lauletta (Richmond) at Delaware (Oct 21, 2017) [1r,4p]
Points scored kicking	15	Owen Johnson (Elon) vs TOWSON (Nov 04, 2017) [4fg,3pat]
	13	Alex Lucansky (Stony Brook) vs TOWSON (Sep 23, 2017) [4fg,1pat]
Total offense yards	550	Kyle Lauletta (Richmond) at Sam Houston State (Sept 1, 2017) [4r,546p]
	505	Kyle Lauletta (Richmond) vs ELON (Sep 22, 2017) [8r,497p]
Total offense plays	70	Trevor Knight (New Hampshire) at Stony Brook (Oct 14, 2017) [12r,58p]
	64	Kyle Lauletta (Richmond) at Sam Houston State (Sept 1, 2017) [8r,56p]
Total offense yards/play	25.8	Jamie Jarmon (Delaware) vs RICHMOND (Oct 21, 2017) [4-103]
	24.7	Noah Giles (William & Mary) vs JAMES MADISON (Oct 21, 2017) [3-74]
Rushing yards	294	Malcolm Summers (Elon) at Richmond (Sep 22, 2017)
	265	Cardon Johnson (James Madison) at ECU (Sep 02, 2017)
Rushing attempts	40	Malcolm Summers (Elon) at Richmond (Sep 22, 2017)
	39	Malcolm Summers (Elon) vs UALBANY (Sep 30, 2017)
Yards per rush	25.8	Jamie Jarmon (Delaware) vs RICHMOND (Oct 21, 2017) [4-103]
	24.7	Noah Giles (William & Mary) vs JAMES MADISON (Oct 21, 2017) [3-74]
Rushing TDs	3	Josh Mack (Maine) vs BRYANT (Sep 09, 2017)
	3	Kani Kane (Delaware) vs CORNELL (Sep 16, 2017)
	3	Bryan Schor (James Madison) at Elon (Nov 18, 2017)
Longest rush	85	Cardon Johnson (James Madison) at ECU (Sep 02, 2017)
	74	Jamie Jarmon (Delaware) vs RICHMOND (Oct 21, 2017)
Passing yards	546	Kyle Lauletta (Richmond) at Sam Houston State (Sept 1, 2017)
	497	Kyle Lauletta (Richmond) vs ELON (Sep 22, 2017)
Passing attempts	58	Trevor Knight (New Hampshire) at Stony Brook (Oct 14, 2017)
	56	Kyle Lauletta (Richmond) at Sam Houston State (Sept 1, 2017)
Passing TDs	6	Kyle Lauletta (Richmond) vs HOWARD (Sep 16, 2017)
	5	Kyle Lauletta (Richmond) at Sam Houston State (Sept 1, 2017)
	5	Bryan Schor (James Madison) vs ETSU (Sep 09, 2017)
	5	Chris Ferguson (Maine) vs RHODE ISLAND (Oct 14, 2017)
Longest pass	93	Kyle Lauletta (Richmond) vs ELON (Sep 22, 2017)
	80	Tyler Harris (Rhode Island) at Central Michigan (Aug 31, 2017)
Passes completed	37	Trevor Knight (New Hampshire) at Stony Brook (Oct 14, 2017)
	36	Kyle Lauletta (Richmond) at Sam Houston State (Sept 1, 2017)
Had intercepted	6	Tyler Harris (Rhode Island) at Central Michigan (Aug 31, 2017)
	3	Morgan Mahalak (Towson) vs MORGAN STATE (Sep 02, 2017)
	3	Tyler Harris (Rhode Island) at New Hampshire (Sep 23, 2017)
	3	Chris Ferguson (Maine) at James Madison (Sep 23, 2017)
	3	Jack Schetelich (Villanova) at Towson (Sep 30, 2017)



2017 CAA Football
Individual Game Highs Through games of Nov 22, 2017



	3	Chris Ferguson (Maine) at Villanova (Oct 07, 2017)
	3	Ryan Stover (Towson) vs RICHMOND (Oct 14, 2017)
	3	Tommy McKee (William & Mary) vs JAMES MADISON (Oct 21, 2017)
	3	Will Brunson (UAlbany) at Delaware (Nov 11, 2017)
Pass completion pct	89.7	Kyle Lauletta (Richmond) vs HOWARD (Sep 16, 2017) [26-29]
	86.7	Zach Bednarczyk (Villanova) vs LAFAYETTE (Sep 16, 2017) [13-15]
Pass yards/attempt	15.8	Zach Bednarczyk (Villanova) vs LAFAYETTE (Sep 16, 2017) [15-237]
	12.4	Tyler Harris (Rhode Island) vs HARVARD (Sep 16, 2017) [19-235]
Pass yards/catch	18.2	Zach Bednarczyk (Villanova) vs LAFAYETTE (Sep 16, 2017) [13-237]
	19.6	Tyler Harris (Rhode Island) vs HARVARD (Sep 16, 2017) [12-235]
Receiving yards	232	Neil O'Connor (New Hampshire) vs RHODE ISLAND (Sep 23, 2017)
	205	Kortez Weeks (Elon) at Villanova (Oct 28, 2017)
Receptions	13	Jabari Greenwood (Towson) at Saint Francis (Sep 16, 2017)
	13	Neil O'Connor (New Hampshire) at Stony Brook (Oct 14, 2017)
	13	Ray Bolden (Stony Brook) at Richmond (Oct 28, 2017)
Yards per catch	50.0	Harrison Jackson (Stony Brook) at Maine (Nov 18, 2017) [2-100]
	40.3	C. Simpson (Richmond) vs WILLIAM & MARY (Nov 18, 2017) [3-121]
Receiving TDs	3	Neil O'Connor (New Hampshire) vs BRYANT (Sep 30, 2017)
	3	Jaleel Reed (Maine) vs RHODE ISLAND (Oct 14, 2017)
Longest reception	93	C. Simpson (Richmond) vs ELON (Sep 22, 2017)
	80	Marven Beauvais (Rhode Island) at Central Michigan (Aug 31, 2017)
Field goal attempts	5	Owen Johnson (Elon) vs TOWSON (Nov 04, 2017)
	4	C.J. Carrick (Rhode Island) at Central Michigan (Aug 31, 2017)
	4	Alex Lucansky (Stony Brook) vs TOWSON (Sep 23, 2017)
	4	Aidan O'Neill (Towson) at Elon (Nov 04, 2017)
Field goals made	4	Alex Lucansky (Stony Brook) vs TOWSON (Sep 23, 2017)
	4	Owen Johnson (Elon) vs TOWSON (Nov 04, 2017)
Longest field goal	55	Frank Raggo (Delaware) vs JAMES MADISON (Sep 30, 2017)
	50	Frank Raggo (Delaware) at Stony Brook (Oct. 7, 2017)
Field goal pct	100.0	Alex Lucansky (Stony Brook) vs TOWSON (Sep 23, 2017) [4-4]
	100.0	Aidan O'Neill (Towson) at Saint Francis (Sep 16, 2017) [3-3]
	100.0	Owen Johnson (Elon) at Richmond (Sep 22, 2017) [3-3]
	100.0	Tyler Gray (James Madison) vs VILLANOVA (Oct 14, 2017) [3-3]
	100.0	Brandon Briggs (Maine) vs WILLIAM & MARY (Oct 28, 2017) [3-3]
PAT kicks attempted	8	Tyler Gray (James Madison) vs NORFOLK STATE (Sep 16, 2017)
	8	Griffin Trau (Richmond) vs HOWARD (Sep 16, 2017)
PAT kicks made	8	Tyler Gray (James Madison) vs NORFOLK STATE (Sep 16, 2017)
	7	Tyler Gray (James Madison) vs ETSU (Sep 09, 2017)
	7	Griffin Trau (Richmond) vs HOWARD (Sep 16, 2017)
PAT kicks pct	100.0	Tyler Gray (James Madison) vs NORFOLK STATE (Sep 16, 2017) [8-8]
	100.0	Tyler Gray (James Madison) vs ETSU (Sep 09, 2017) [7-7]
Punts	11	Satchel Denton (Rhode Island) at Brown (Sep 30, 2017)
	11	Derek Deoul (Maine) vs STONY BROOK (Nov 18, 2017)
Yards punted	447	Derek Deoul (Maine) vs STONY BROOK (Nov 18, 2017) [11-447]
	404	Nick Pritchard (Delaware) vs WILLIAM & MARY (Oct 14, 2017) [10-404]
Longest punt	67	Satchel Denton (Rhode Island) vs ELON (Oct 21, 2017)
	65	Pat Toomey (Towson) at Maryland (Sep 09, 2017)
	65	Will Michael (William & Mary) vs STONY BROOK (Sep 30, 2017)
Punting avg	50.0	Hunter Stephenson (Elon) at Villanova (Oct 28, 2017) [4-200]
	49.0	Pat Toomey (Towson) at Stony Brook (Sep 23, 2017) [4-196]
	49.0	Jeremiah McBride (James Madison) at William & Mary (Oct 21, 2017) [2-98]
Punt returns	6	D. McDonald (UAlbany) vs MONMOUTH (Sep 16, 2017)
Punt return yards	98	Matt Pires (Rhode Island) vs ELON (Oct 21, 2017)



2017 CAA Football
Individual Game Highs Through games of Nov 22, 2017



Longest punt return	94	D. McDonald (UAlbany) vs MONMOUTH (Sep 16, 2017)
	90	Matt Pires (Rhode Island) vs ELON (Oct 21, 2017)
	77	Micah Wright (Maine) vs RHODE ISLAND (Oct 14, 2017)
Punt return TDs	1	Augie Contressa (Stony Brook) at USF (Sep 02, 2017)
	1	John Miller (James Madison) vs ETSU (Sep 09, 2017)
	1	Seba Nakhet (Stony Brook) vs SACRED HEART (Sep 16, 2017)
	1	Taurus Phillips (Villanova) vs LAFAYETTE (Sep 16, 2017)
	1	Micah Wright (Maine) vs RHODE ISLAND (Oct 14, 2017)
	1	Matt Pires (Rhode Island) vs ELON (Oct 21, 2017)
	1	Coby Tippett (Towson) at William & Mary (Nov 11, 2017)
	1	D'Angelo Amos (James Madison) at Elon (Nov 18, 2017)
Punt return avg	42.0	John Miller (James Madison) vs ETSU (Sep 09, 2017) [2-84]
	32.7	Matt Pires (Rhode Island) vs ELON (Oct 21, 2017) [3-98]
Kick returns	8	C.J. Turner (New Hampshire) at Stony Brook (Oct 14, 2017)
	7	Jordan Lowery (William & Mary) vs JAMES MADISON (Oct 21, 2017)
Kick return yards	189	Earnest Edwards (Maine) at Massachusetts (Nov 11, 2017)
	146	Jordan Lowery (William & Mary) vs JAMES MADISON (Oct 21, 2017)
Kick return avg	48.5	Nowoola Awopetu (Villanova) vs ELON (Oct 28, 2017) [2-97]
	38.5	Harold Cooper (Rhode Island) at Central Michigan (Aug 31, 2017) [2-77]
Longest kick return	95	Earnest Edwards (Maine) at Massachusetts (Nov 11, 2017)
	71	Darin Peart (Stony Brook) vs WAGNER (Nov 11, 2017)
Kick return TDs	1	Earnest Edwards (Maine) at Massachusetts (Nov 11, 2017)
Combined PR/KR yards	192	Earnest Edwards (Maine) at Massachusetts (Nov 11, 2017) [3pr-189kr]
	147	D. McDonald (UAlbany) at Richmond (Oct 07, 2017) [17pr-130kr]
Interceptions	2	Rashad Robinson (James Madison) at ECU (Sep 02, 2017)
	2	Dale Matthews (Richmond) vs HOWARD (Sep 16, 2017)
	2	Isiah Perkins (New Hampshire) vs RHODE ISLAND (Sep 23, 2017)
	2	Tyler Campbell (Elon) vs UALBANY (Sep 30, 2017)
	2	Monty Fenner (Towson) vs VILLANOVA (Sep 30, 2017)
	2	Daniel Jones (Richmond) at Towson (Oct 14, 2017)
	2	Nasir Adderley (Delaware) vs RICHMOND (Oct 21, 2017)
	2	Jordan Brown (James Madison) at William & Mary (Oct 21, 2017)
	2	Momodou Mbye (Rhode Island) at Towson (Nov 18, 2017)
Interception return yds	82	Rashad Robinson (James Madison) vs NEW HAMPSHIRE (Oct 28, 2017)
	77	Jordan Brown (James Madison) at William & Mary (Oct 21, 2017)
Interception return avg	82.0	Rashad Robinson (James Madison) vs NEW HAMPSHIRE (Oct 28, 2017) [1-82]
	63.0	Rashad Robinson (James Madison) at William & Mary (Oct 21, 2017) [1-63]
Longest interception rtn	82	Rashad Robinson (James Madison) vs NEW HAMPSHIRE (Oct 28, 2017)
	63	Rashad Robinson (James Madison) at William & Mary (Oct 21, 2017)
Interception return TDs	1	Darrius Hart (Maine) vs BRYANT (Sep 09, 2017)
	1	Sinmisola Demuren (Maine) vs BRYANT (Sep 09, 2017)
	1	Jaquan Amos (Villanova) vs LAFAYETTE (Sep 16, 2017)
	1	Keeling Hunter (Villanova) vs LAFAYETTE (Sep 16, 2017)
	1	Rick Ellison (New Hampshire) vs BRYANT (Sep 30, 2017)
	1	Brandon Hereford (James Madison) vs VILLANOVA (Oct 14, 2017)
	1	Jimmy Moreland (James Madison) at William & Mary (Oct 21, 2017)
	1	Rashad Robinson (James Madison) vs NEW HAMPSHIRE (Oct 28, 2017)
	1	Jeff Steeb (Villanova) vs DELAWARE (Nov 18, 2017)
All-purpose yards	305	Malcolm Summers (Elon) at Richmond (Sep 22, 2017)
	277	Cardon Johnson (James Madison) at ECU (Sep 02, 2017)
Tackles	21.0	Nate Hatalsky (UAlbany) vs RHODE ISLAND (Oct 28, 2017) [6-15]
	19.0	Nate Hatalsky (UAlbany) at Delaware (Nov 11, 2017) [5-14]
Sacks	3.0	John Haggart (Stony Brook) at William & Mary (Sep 30, 2017) [3-0]



**2017 CAA Football
Individual Game Highs Through games of Nov 22, 2017**



Tackles for loss

- 3.0 Brandon Ginnetti (Rhode Island) at UAlbany (Oct 28, 2017) [3-0]
- 4.5 William Mack III (Rhode Island) at Brown (Sep 30, 2017) [4-1]
- 4.0 Tez Wilson (Rhode Island) at New Hampshire (Sep 23, 2017) [4-0]



**2017 CAA Football
Individual Stellar Games Through games of Nov 22, 2017**



200-Yard Rushing Performances

- 294 Malcolm Summers (Elon) at Richmond (Sep 22, 2017)
- 265 Cardon Johnson (James Madison) at ECU (Sep 02, 2017)
- 255 Josh Mack (Maine) vs BRYANT (Sep 09, 2017)
- 248 Josh Mack (Maine) vs RHODE ISLAND (Oct 14, 2017)

100-Yard Rushing Performances

- 294 Malcolm Summers (Elon) at Richmond (Sep 22, 2017)
- 265 Cardon Johnson (James Madison) at ECU (Sep 02, 2017)
- 255 Josh Mack (Maine) vs BRYANT (Sep 09, 2017)
- 248 Josh Mack (Maine) vs RHODE ISLAND (Oct 14, 2017)
- 187 DeUnte Chatman (New Hampshire) vs TOWSON (Oct 21, 2017)
- 185 Trai Sharp (James Madison) at Delaware (Sep 30, 2017)
- 180 Xavier Goodall (Richmond) vs WILLIAM & MARY (Nov 18, 2017)
- 178 Malcolm Summers (Elon) vs CHARLESTON SOUTHERN (Sep 16, 2017)
- 173 Josh Mack (Maine) vs DELAWARE (Nov 04, 2017)
- 171 Malcolm Summers (Elon) vs UALBANY (Sep 30, 2017)
- 157 Stacey Bedell (Stony Brook) vs NEW HAMPSHIRE (Oct 14, 2017)
- 144 Josh Mack (Maine) at James Madison (Sep 23, 2017)
- 142 Matt Gudzak (Villanova) at Lehigh (Sept 2, 2017)
- 140 Aaron Forbes (Villanova) vs DELAWARE (Nov 18, 2017)
- 135 Marcus Marshall (James Madison) vs MAINE (Sep 23, 2017)
- 130 Trai Sharp (James Madison) vs NORFOLK STATE (Sep 16, 2017)
- 129 Brelynd Cyphers (Elon) vs TOWSON (Nov 04, 2017)
- 126 De'Sean McNair (Elon) at Rhode Island (Oct 21, 2017)
- 125 Jordan Gowins (Stony Brook) vs WAGNER (Nov 11, 2017)
- 121 Kareem Williams (Delaware) vs CORNELL (Sep 16, 2017)
- 116 Xavier Goodall (Richmond) at Villanova (Nov 04, 2017)
- 114 Tommy McKee (William & Mary) at Norfolk State (Sep 09, 2017)
- 113 Kani Kane (Delaware) at Towson (Oct 28, 2017)
- 110 Josh Mack (Maine) at Massachusetts (Nov 11, 2017)
- 109 Kani Kane (Delaware) vs RICHMOND (Oct 21, 2017)
- 108 Josh Mack (Maine) at UAlbany (Oct 21, 2017)
- 107 DeUnte Chatman (New Hampshire) at Holy Cross (Sep 16, 2017)
- 107 De'Sean McNair (Elon) vs TOWSON (Nov 04, 2017)
- 105 Karl Mofor (UAlbany) vs MAINE (Oct 21, 2017)
- 104 Stacey Bedell (Stony Brook) at William & Mary (Sep 30, 2017)
- 104 Brandon Gallagher (New Hampshire) vs TOWSON (Oct 21, 2017)
- 103 Josh Mack (Maine) at New Hampshire (Aug 31, 2017)
- 103 Joe Fitzpatrick (Maine) vs BRYANT (Sep 09, 2017)
- 103 Percy Agyei Obese (James Madison) vs NORFOLK STATE (Sep 16, 2017)
- 103 Jamie Jarmon (Delaware) vs RICHMOND (Oct 21, 2017)
- 102 Thomas Jefferson (Delaware) vs DELAWARE STATE (Aug 31, 2017)
- 102 Jay Palmer (Richmond) vs HOWARD (Sep 16, 2017)

Number of 100-Yard Rushing Performances

- Josh Mack, Maine - 7
- Malcolm Summers, Elon - 3
- Stacey Bedell, Stony Brook - 2



2017 CAA Football
Individual Stellar Games Through games of Nov 22, 2017



DeUnte Chatman, New Hampshire - 2
Xavier Goodall, Richmond - 2
Kani Kane, Delaware - 2
De'Sean McNair, Elon - 2
Trai Sharp, James Madison - 2
Brelynd Cyphers, Elon - 1
Joe Fitzpatrick, Maine - 1
Aaron Forbes, Villanova - 1
Brandon Gallagher, New Hampshire - 1
Jordan Gowins, Stony Brook - 1
Matt Gudzak, Villanova - 1
Jamie Jarmon, Delaware - 1
Thomas Jefferson, Delaware - 1
Cardon Johnson, James Madison - 1
Marcus Marshall, James Madison - 1
Tommy McKee, William & Mary - 1
Karl Mofor, UAlbany - 1
Percy Agyei Obese, James Madison - 1
Jay Palmer, Richmond - 1
Kareem Williams, Delaware - 1

500-Yard Passing Performances

546 Kyle Lauletta (Richmond) at Sam Houston State (Sept 1, 2017)

400-Yard Passing Performances

546 Kyle Lauletta (Richmond) at Sam Houston State (Sept 1, 2017)
497 Kyle Lauletta (Richmond) vs ELON (Sep 22, 2017)
420 Trevor Knight (New Hampshire) vs RHODE ISLAND (Sep 23, 2017)
406 Trevor Knight (New Hampshire) at William & Mary (Nov 04, 2017)

300-Yard Passing Performances

546 Kyle Lauletta (Richmond) at Sam Houston State (Sept 1, 2017)
497 Kyle Lauletta (Richmond) vs ELON (Sep 22, 2017)
420 Trevor Knight (New Hampshire) vs RHODE ISLAND (Sep 23, 2017)
406 Trevor Knight (New Hampshire) at William & Mary (Nov 04, 2017)
382 Zach Bednarczyk (Villanova) at Temple (Sep 09, 2017)
373 Trevor Knight (New Hampshire) at Stony Brook (Oct 14, 2017)
357 Davis Cheek (Elon) at Villanova (Oct 28, 2017)
353 Kyle Lauletta (Richmond) vs UALBANY (Oct 07, 2017)
339 Will Brunson (UAlbany) at Richmond (Oct 07, 2017)
336 JaJuan Lawson (Rhode Island) vs VILLANOVA (Nov 11, 2017)
331 Davis Cheek (Elon) at Rhode Island (Oct 21, 2017)
325 Kyle Lauletta (Richmond) at Towson (Oct 14, 2017)
321 Kyle Lauletta (Richmond) vs HOWARD (Sep 16, 2017)
318 Trevor Knight (New Hampshire) vs BRYANT (Sep 30, 2017)
310 Trevor Knight (New Hampshire) at Holy Cross (Sep 16, 2017)
310 Kyle Lauletta (Richmond) vs STONY BROOK (Oct 28, 2017)
306 Kyle Lauletta (Richmond) at Colgate (Sep 09, 2017)
304 Bryan Schor (James Madison) vs ETSU (Sep 09, 2017)



**2017 CAA Football
Individual Stellar Games Through games of Nov 22, 2017**



- 304 Kyle Lauletta (Richmond) at James Madison (Nov 11, 2017)
- 303 Ryan Stover (Towson) at Elon (Nov 04, 2017)
- 301 Davis Cheek (Elon) at Furman (Sep 09, 2017)

Number of 300-Yard Passing Performances

- Kyle Lauletta, Richmond - 8
- Trevor Knight, New Hampshire - 5
- Davis Cheek, Elon - 3
- Zach Bednarczyk, Villanova - 1
- Will Brunson, UAlbany - 1
- JaJuan Lawson, Rhode Island - 1
- Bryan Schor, James Madison - 1
- Ryan Stover, Towson - 1

200-Yard Receiving Performances

- 232 Neil O'Connor (New Hampshire) vs RHODE ISLAND (Sep 23, 2017)
- 205 Kortez Weeks (Elon) at Villanova (Oct 28, 2017)
- 204 C. Simpson (Richmond) at Sam Houston State (Sept 1, 2017)

100-Yard Receiving Performances

- 232 Neil O'Connor (New Hampshire) vs RHODE ISLAND (Sep 23, 2017)
- 205 Kortez Weeks (Elon) at Villanova (Oct 28, 2017)
- 204 C. Simpson (Richmond) at Sam Houston State (Sept 1, 2017)
- 193 Neil O'Connor (New Hampshire) at William & Mary (Nov 04, 2017)
- 192 C. Simpson (Richmond) vs ELON (Sep 22, 2017)
- 185 Corey Joyner (Elon) at Rhode Island (Oct 21, 2017)
- 182 Neil O'Connor (New Hampshire) at Stony Brook (Oct 14, 2017)
- 180 Tyler Wilkins (Richmond) at James Madison (Nov 11, 2017)
- 172 Dejon Brissett (Richmond) at Sam Houston State (Sept 1, 2017)
- 169 Dejon Brissett (Richmond) vs ELON (Sep 22, 2017)
- 154 Neil O'Connor (New Hampshire) vs BRYANT (Sep 30, 2017)
- 152 Marven Beauvais (Rhode Island) vs VILLANOVA (Nov 11, 2017)
- 151 Jabari Greenwood (Towson) at Saint Francis (Sep 16, 2017)
- 145 Dejon Brissett (Richmond) at Colgate (Sep 09, 2017)
- 139 Kortez Weeks (Elon) vs TOWSON (Nov 04, 2017)
- 137 Jerod Diggs (UAlbany) at Richmond (Oct 07, 2017)
- 136 Ray Bolden (Stony Brook) vs DELAWARE (Oct. 7, 2017)
- 130 Jabari Greenwood (Towson) at Elon (Nov 04, 2017)
- 128 Aaron Parker (Rhode Island) at Brown (Sep 30, 2017)
- 125 Ray Bolden (Stony Brook) vs TOWSON (Sep 23, 2017)
- 123 Jaleel Reed (Maine) vs RHODE ISLAND (Oct 14, 2017)
- 121 Ray Bolden (Stony Brook) at Rhode Island (Sep 09, 2017)
- 121 C. Simpson (Richmond) vs WILLIAM & MARY (Nov 18, 2017)
- 119 Ryan Bell (Villanova) vs LAFAYETTE (Sep 16, 2017)
- 119 Aaron Parker (Rhode Island) at New Hampshire (Sep 23, 2017)
- 118 Neil O'Connor (New Hampshire) at Georgia Southern (Sep 09, 2017)
- 118 Ray Bolden (Stony Brook) at Richmond (Oct 28, 2017)
- 113 Terrence Alls (James Madison) at William & Mary (Oct 21, 2017)
- 112 Jerod Diggs (UAlbany) vs MONMOUTH (Sep 16, 2017)



**2017 CAA Football
Individual Stellar Games Through games of Nov 22, 2017**



- 112 Tyler Wilkins (Richmond) vs STONY BROOK (Oct 28, 2017)
- 109 Rory Donovan (New Hampshire) at Holy Cross (Sep 16, 2017)
- 109 Shane Leatherbury (Towson) at Elon (Nov 04, 2017)
- 108 Jabari Greenwood (Towson) vs RICHMOND (Oct 14, 2017)
- 108 Khayri Denny (Rhode Island) vs VILLANOVA (Nov 11, 2017)
- 106 Marven Beauvais (Rhode Island) at Central Michigan (Aug 31, 2017)
- 103 Aaron Parker (Rhode Island) vs HARVARD (Sep 16, 2017)
- 101 Dejon Brissett (Richmond) at Towson (Oct 14, 2017)
- 100 Changa Hodge (Villanova) at Temple (Sep 09, 2017)
- 100 Harrison Jackson (Stony Brook) at Maine (Nov 18, 2017)
- 100 Jared Osumah (Maine) vs STONY BROOK (Nov 18, 2017)

Number of 100-Yard Receiving Performances

- Neil O'Connor, New Hampshire - 5
- Ray Bolden, Stony Brook - 4
- Dejon Brissett, Richmond - 4
- Jabari Greenwood, Towson - 3
- Aaron Parker, Rhode Island - 3
- C. Simpson, Richmond - 3
- Marven Beauvais, Rhode Island - 2
- Jerod Diggs, UAlbany - 2
- Kortez Weeks, Elon - 2
- Tyler Wilkins, Richmond - 2
- Terrence Alls, James Madison - 1
- Ryan Bell, Villanova - 1
- Khayri Denny, Rhode Island - 1
- Rory Donovan, New Hampshire - 1
- Changa Hodge, Villanova - 1
- Harrison Jackson, Stony Brook - 1
- Corey Joyner, Elon - 1
- Shane Leatherbury, Towson - 1
- Jared Osumah, Maine - 1
- Jaleel Reed, Maine - 1



2017 NCAA Division I Football Championship

First Round
November 25

Second Round
December 2

Quarterfinals
December 8/9

Semifinals
December 15/16

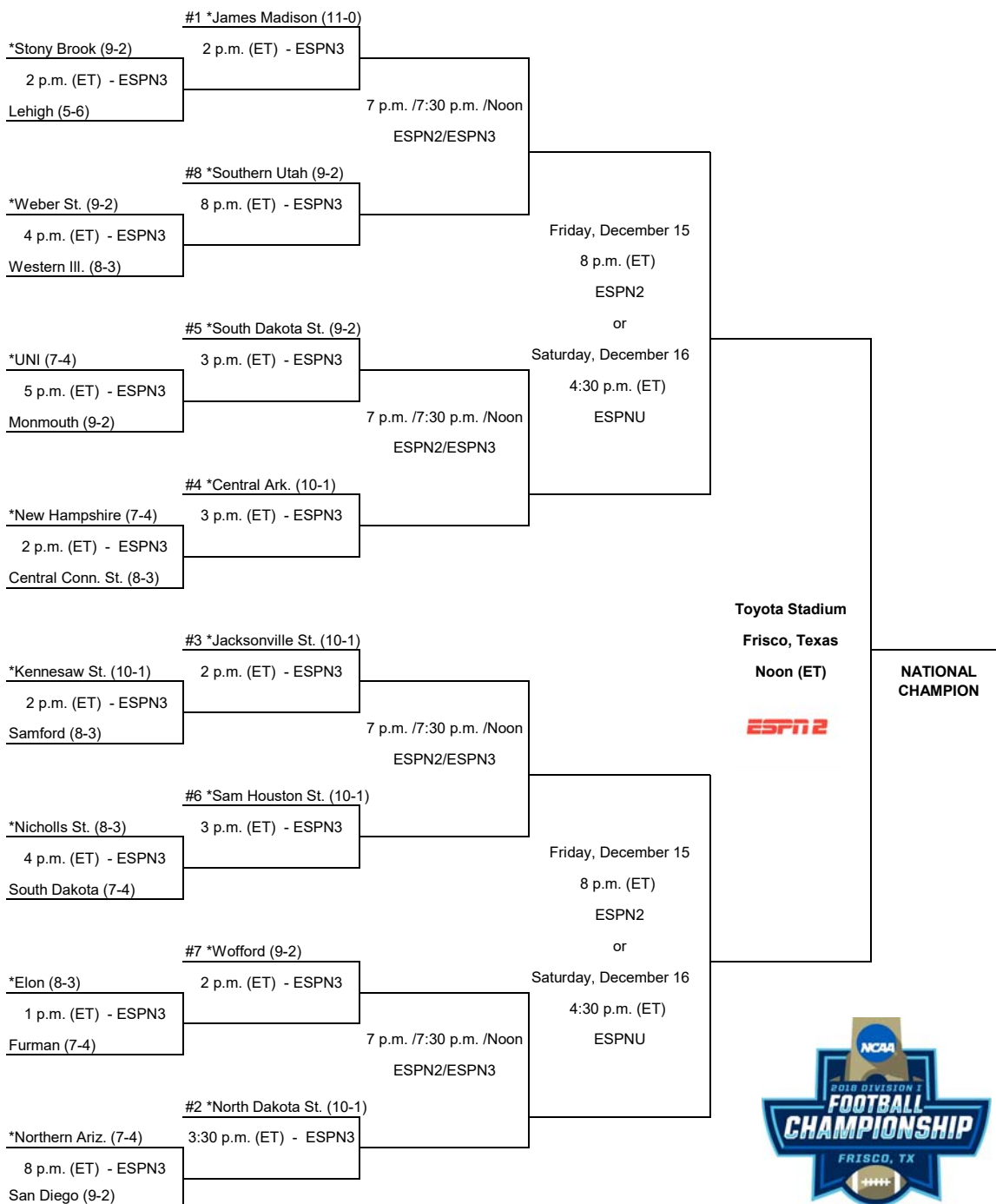
Final
January 6

ESPN3

ESPN3

ESPN2 ESPN3

ESPN2



All games are available on STREAMING LIVE WATCH ESPN

* Host Institution
All times are Eastern time. Information subject to change.
© 2017 National Collegiate Athletic Association. No commercial use without the NCAA's written permission.
The NCAA opposes all forms of sports wagering. *Final Bracket*

