

# CAA WOMEN'S BASKETBALL

Colonial Athletic Association

## Weekly Report • February 6, 2017




College of Charleston • Delaware • Drexel • Elon • Hofstra • James Madison • UNCW • Northeastern • Towson • William & Mary

### 2016-17 CAA WOMEN'S BASKETBALL STANDINGS

	Conference						Overall						
	W	L	Pct.	H	A	Stk.	W	L	Pct.	H	A	N	Stk.
ELON	10	1	.909	4-1	6-0	W5	18	5	.783	7-2	9-3	2-0	W5
JAMES MADISON	9	2	.818	4-1	5-1	W4	16	6	.727	7-2	8-3	1-1	W4
DREXEL	7	4	.636	4-1	3-3	W1	16	6	.727	9-1	5-5	2-0	W1
DELAWARE	7	4	.636	4-3	3-1	L1	13	9	.591	7-6	6-1	0-2	L1
CHARLESTON	5	6	.455	5-1	0-5	W2	8	14	.364	5-5	3-9	0-0	W2
WILLIAM & MARY	4	6	.400	2-3	2-3	L1	14	7	.667	7-4	7-3	0-0	L1
TOWSON	4	7	.364	3-2	1-5	L4	11	11	.500	8-4	3-7	0-0	L4
UNCW	3	8	.273	2-4	1-4	L2	8	14	.364	5-7	3-7	0-0	L2
NORTHEASTERN	3	8	.273	2-4	1-4	L3	7	16	.304	4-6	3-7	0-3	L4
HOFSTRA	2	8	.200	1-5	1-3	W1	9	12	.429	5-6	4-6	0-0	W1

\*\* Prior to seeding the 2017 CAA Women's Basketball Championship, UNCW and William & Mary will have one additional win and one less loss on their conference records and Charleston will have two less wins and two additional losses. For more information, see the inset on page 3.

### UPCOMING GAMES

<b>February 7</b> Hofstra at William & Mary*	7:00 p.m.
<b>February 10</b> Charleston at Hofstra*	7:00 p.m.
Delaware at James Madison*	7:00 p.m.
William & Mary at Drexel*	7:00 p.m.
Northeastern at Elon*	7:00 p.m.
UNCW at Towson*	7:00 p.m.
<b>February 12</b> Charleston at Northeastern*	2:00 p.m.
UNCW at Drexel*	2:00 p.m.
Towson at William & Mary*	2:00 p.m.
Elon at James Madison* 	3:00 p.m.
Hofstra at Delaware* 	5:00 p.m.
<b>February 16</b> Hofstra at Elon*	7:00 p.m.
<b>February 17</b> Charleston at William & Mary*	7:00 p.m.
Delaware at Northeastern*	7:00 p.m.
Drexel at Towson*	7:00 p.m.
James Madison at UNCW*	7:00 p.m.
<b>February 19</b> James Madison at Charleston*	2:00 p.m.
William & Mary at Elon*	2:00 p.m.
Hofstra at UNCW*	2:00 p.m.
Northeastern at Towson*	2:00 p.m.
Delaware at Drexel* 	3:00 p.m.

### #CAAHOOPS PLAYER OF THE WEEK



**SHAY BURNETT**  
Junior | Guard | Graham, N.C.  
Elon University



Junior Shay Burnett surpassed the 1,000-career point mark while leading Elon to a 2-0 week. Burnett had an all-around effort last week, averaging 20.5 points on 52.0 percent shooting, 10.0 rebounds and 7.0 assists. In Friday's win over Towson, she scored a team-high 18 points to go with eight rebounds and six assists. Two days later at UNCW, Burnett had her best game of the season with a campaign-best 23 points (19 in the second half) on 8-for-14 shooting to go with 12 rebounds for her sixth double-double of the season. She also notched eight assists, barely missing the program's first triple-double.



**BREANNA BOLDEN**  
Senior | Guard | Edgewater, Md.  
College of Charleston



Senior Breanna Bolden powered College of Charleston to a 2-0 week by averaging 19.5 points, 7.0 rebounds, 4.0 assists and 3.5 steals while going a perfect 14-for-14 from the charity stripe. Bolden never left the floor in those two games. The Cougars pulled off a huge win over Drexel led by 19 points, seven rebounds, four assists and four steals from Bolden. She followed that up with 20 points, seven rebounds, four assist and three steals in the win over Towson.

### #CAAHOOPS ROOKIE OF THE WEEK



**KAMIAH SMALLS**  
Freshman | Guard | Philadelphia, Pa.  
James Madison University



James Madison freshman Kamiah Smalls picked up her fifth CAA Rookie of the Week honor by averaging 11.0 rebounds, 4.5 points and 3.0 assists per game. Smalls grabbed a career-best 13 rebounds and posted six points in the win over Hofstra. She followed that up nine rebounds, three assists and two steals to help the Dukes to a win at Northeastern.

### RECENT RESULTS

<b>February 3</b>	Drexel 75, Charleston 79*
	UNCW 40, Delaware 57*
	Towson 55, Elon 83*
	James Madison 61, Hofstra 50*
	William & Mary 68, Northeastern 57*
<b>February 5</b>	Towson 54, Charleston 59*
	Drexel 54, Delaware 44*
	Elon 66, UNCW 56*
	William & Mary 61, Hofstra 64*
	James Madison 67, Northeastern 49*

Contact: Kelly McCarthy • (804) 525-1430 • [kmccarthy@caasports.com](mailto:kmccarthy@caasports.com)

CAASports.com • Twitter: @CAABasketball • Instagram: @CAASports • Snapchat: CAASports • Facebook: CAASports • YouTube: CAASportsProductions • CAA.TV

## DOUBLE-DIGIT STREAKS

## Scoring (min. 5 gms)

Precious Hall (James Madison)	22 games
Breanna Bolden (CofC)	14 games
Nicole Enabosi (Delaware)	13 games
Raven Bankston (Towson)	12 games
Sarah Curran (Drexel)	10 games
Claudia Ortiz (NU)	5 games

## Rebounding (min. 2 gms)

## CAA Weekly Awards

## PLAYERS OF THE WEEK

Nov. 14	Precious Hall, (G), JMU
Nov. 21	Raven Bankston (G), Towson
Nov. 28	Jordyn Smith (F), Towson Meghan Creighton (G), Drexel
Dec. 5	Marlena Tremba (G), William & Mary Nicole Enabosi (F), Delaware
Dec. 12	Ashunae Durant (F), Hofstra Precious Hall (G), JMU
Dec. 19	Marlena Tremba (G), William & Mary
Dec. 26	Shay Burnett (G), Elon
Jan. 2	Sarah Curran (F), Drexel Abby Rendle (C), William & Mary
Jan. 9	Breanna Bolden (G), CofC
Jan. 16	Lauren Brown (G), Elon
Jan. 23	Nicole Enabosi (F), Delaware Precious Hall (G), JMU
Jan. 30	Jordan Henry (F), UNCW Precious Hall (G), JMU
Feb. 6	Shay Burnett (G), Elon Breanna Bolden (G), CofC
Feb. 13	
Feb. 20	
Feb. 27	
Mar. 6	

## ROOKIES OF THE WEEK

Nov. 14	Kamiah Smalls (G), JMU
Nov. 21	Jada Graves (G), Elon
Nov. 28	Kamiah Smalls (G), JMU
Dec. 5	Ra'Shika White (C), Elon
Dec. 12	Ra'Shika White (C), Elon
Dec. 19	Ana Ferariu (G), Drexel
Dec. 26	Bailey Greenberg (F), Drexel
Jan. 2	Lexie Barrier (G), JMU
Jan. 9	Kamiah Smalls (G), JMU
Jan. 16	Kamiah Smalls (G), JMU
Jan. 23	Bailey Greenberg (F), Drexel
Jan. 30	Abby Gonzales (G), Delaware
Feb. 6	Kamiah Smalls (G), JMU
Feb. 13	
Feb. 20	
Feb. 27	
Mar. 6	

## "PINK" GAMES

February 10	Delaware at James Madison; UNCW at Towson; William & Mary at Drexel
February 12	Towson at William & Mary
February 16	Hofstra at Elon
February 17	Delaware at Northeastern
February 19	James Madison at CofC
February 24	Elon at Delaware

## #CAAHOOPS THE WEEK THAT WAS

- **Charleston (8-14; 5-6 CAA):** The Cougars went 2-0 last week with victories over Drexel and Towson. **Breanna Bolden** powered the Cougars once again, averaging 19.5 points, 7.0 rebounds, 4.0 assists and 3.5 steals while going a perfect 14-for-14 from the charity stripe. **Brianna Boyd** averaged 13.5 points and 9.0 rebounds.
- **Delaware (13-9; 7-4 CAA):** The Blue Hens split games last week, topping UNCW before having their six-game winning streak snapped by Drexel. Sophomore **Nicole Enabosi** averaged 14.5 points and 9.5 rebounds.
- **Drexel (16-6; 7-4 CAA):** The Dragons split games last week, falling at Charleston before picking up a dominant road win at Delaware. Senior **Sarah Curran** recorded back-to-back 20 point games for the second time this season while adding 4.5 rebounds and 3.0 assists per game.
- **Elon (18-5; 9-1 CAA):** The Phoenix went 2-0 against Towson and UNCW to push their winning streak to five games to remain atop the league standings. Junior **Shay Burnett** averaged a double-double while notching her 1,000th career point while **Jenifer Rhodes** contributed 14.0 points and 9.5 rebounds per game last week.
- **Hofstra (9-12; 2-8 CAA):** The Pride split games last week. After falling to James Madison, Hofstra put together a big comeback to defeat William & Mary and snap a six-game skid. Junior **Ashunae Durant** averaged 19.0 points and 9.0 rebounds for the week, including a 23-point, 11-rebound effort against the Tribe which secured her 13th double-double of the season.
- **James Madison (16-6; 9-2 CAA):** The Dukes went 2-0 last week with wins at Hofstra and Northeastern. **Precious Hall** averaged 24.0 points per game last week, and became the eighth player in program history to record 2,000 points during her 20-point outing against the Pride. Rookie guard **Kamiah Smalls** averaged 11.0 rebounds per game to help the Dukes extend their winning streak to four games.
- **UNCW (9-13; 4-7 CAA):** The Seahawks faced two of the top-three games in the league last weekend, falling to Delaware and to Elon. **Jasmine Steele** averaged 14.5 points and 6.0 assists for UNCW last week.
- **Northeastern (7-16; 3-8 CAA):** The Huskies had a pair of tough losses to William & Mary and James Madison last week. **Claudia Ortiz** continued her strong play, averaging 19.5 points and 4.5 rebounds.
- **Towson (11-11; 4-7 CAA):** The Tigers dropped a pair of road games, falling to Elon and Charleston. Senior **Raven Bankston** averaged 17.0 points and 2.5 steals per game last week.
- **William & Mary (14-6; 4-6 CAA):** The Tribe split road games last week, notching a win at Northeastern before falling at Hofstra. **Marlena Tremba** delivered 14.0 points per game last week while **Alexandra Masaquel** averaged a double-double with 11.0 points and 10.5 rebounds.

## #CAAHOOPS ON CAMPUS

- The #CAAHoops On Campus series features five campuses to get to know student-athletes and experience game day. Video features are available on all of the CAA's social media accounts as well as [CAASports.com](http://CAASports.com).
- The crew has been On Campus at Towson, Delaware, Northeastern, Hofstra and Elon.

## HOT SHOTS AROUND #CAAHOOPS

- James Madison's **Precious Hall** is ranked third in the nation in scoring at 24.0 points per game. Hall has scored in double digits in 22 straight games, posting 20+ points 14 times and 30+ points four times and 40+ points twice.
- The contest between Hofstra and William & Mary which was postponed due to Winter Storm Helena has been rescheduled for February 7 at 7 p.m. in Williamsburg, Va.
- Six of the 10 CAA teams have at least 10 wins this season.
- Four CAA players have hit 1,000 points this season while several others are approaching the milestone. Closing in are Elon's **Jenifer Rhodes** (986) and Drexel's **Meghan Creighton** (977).
- Elon has a strength of schedule of 55 (with a non-conference SOS of 34).
- The Phoenix have won 11 games away from home, the most in the CAA this season.
- Blue Hen **Nicole Enabosi** has registered nine straight games with at least 10 points and nine rebounds.
- Cougars senior **Breanna Bolden** has made 21 straight free throws and 26 of her last 27 attempts. The only missed free throw in that span came on January 22 against Delaware.
- Bolden is the CAA's career active leader in steals with 308. She also stands eighth all-time in CAA history and CofC's all-time leading scorer (1,530).
- William & Mary's **Abby Rendle** moved into eighth all-time in CAA history with 201 career blocks. She's on pace to become the eighth player in CAA history to reach the 200-block milestone.
- Rendle's 80 blocks this season are ranked sixth on the CAA single season charts. The last player to swat 80+ shots in a single season was Elena Delle Donne, who had 26 in 2011-12.
- Tribe senior **Marlena Tremba** has made 262 career three-point field goals and is ninth on the CAA career chart.
- Hofstra's **Ashunae Durant** grabbed 21 rebounds against UNCW on January 20, the most in the CAA this season. Durant has posted 13 double-doubles this season. She's averaging 11.5 rebounds which ranks her sixth in the nation. She's also fourth in offensive rebounds per game (5.0).
- The Pride has played four overtime games, the most by a CAA squad this season.
- Towson has notched double-digit steals in 15 of 22 games this season.
- UNCW eclipsed its win total from a season ago by claiming its eighth victory of the season.

## #CAAHOOPS TV PACKAGE ON THE ASN

- The CAA Women's Basketball television package features five games on the American Sports Network.
- The television package resumes on February 12 with a doubleheader.
- Elon, James Madison, and Drexel will be featured twice while Delaware, Hofstra and William & Mary will also make an appearance.
- For the complete women's basketball television second, please see page 10.

## CAA REVERSES OUTCOME OF TWO GAMES

- On February 2, Colonial Athletic Association Commissioner Joe D'Antonio announced his decision to reverse the outcome of a pair of conference games involving the College of Charleston, William & Mary and UNCW women's basketball teams due to the use of improper basketballs.
- The improper balls were used in the College of Charleston's home victories over William & Mary on January 6, and UNCW on January 8.
- The official results, team records (standings) and statistics from the games will not change per NCAA policy. However, William & Mary and UNCW will be awarded a win and College of Charleston will be charged with two losses for purposes of seeding the 2017 CAA Women's Basketball Championship.
- The complete CAA statement can be found on [CAASports.com](http://CAASports.com).

## WE'LL TAKE PRECIOUS HALL FOR 2000

- James Madison's **Precious Hall** became the eighth player in CAA history to reach score 2,000 point when she hit her historic bucket on a three-pointer at Hofstra on February 3.
- The last CAA player to hit 2,000 was Hofstra's Shante Evans during 2012-13.
- Hall is just the third Duke to reach the milestone behind Tamera Young (2,121) and Dawn Evans (2,667).
- Hall currently has 2,033 points and is eighth on the CAA's all-time scoring list.

## NATIONAL NOTICE

- William & Mary is ranked second in the country in blocks per game (6.7) and sixth in total blocks (140) led by **Abby Rendle**, who is third with 3.81 blocks a night.
- The Tribe is also 18th in steals per game (11.3).
- Drexel point guard **Meghan Creighton** is sixth in three-point field goal percentage (.467).
- The Dragons are tenth in three-pointers made per game (8.9), 14th in scoring defense (54.6) and have the event fewest turnovers (271).
- Two CAA players are in the top-20 in steals. CofC's **Breanna Bolden** is 11th in total steals (76) and ninth in steals per game (3.45) while Towson's **Raven Bankston** is 13th in total steals (70) and 14th in steals per game (3.18).
- Hofstra's **Ashunae Durant** is sixth in rebounds per game (11.5), tenth in double-doubles (13) and fourth in offensive rebounds per game (5.0).
- Northeastern's **Jess Genco** is fourth in minutes played per game (38.26).
- Delaware's **Nicole Enabosi** is 13th in free throws made (122).
- Additional NCAA Statistical Rankings can be found on page 6.

## #CAAHOOPS IN THE RPI

- College Basketball News RPI:** The CAA was rated eighth as a conference for the ninth consecutive week on February 6. Elon moved to 26 while James Madison (41) and Drexel (73) checked into the top-100.
- NCAA.com RPI:** Through games on February 5 Elon is rated at No. 26 while James Madison (41) and Drexel (73) checked into the top-100. As a conference, the CAA has an RPI of 8.

## #CAAHOOPS IN THE MID-MAJOR RANKINGS

- College Insider Mid-Major Poll:** Three teams appeared in the College Insider Mid-Major Poll while one received votes on January 31. Elon remained at No. 12 while James Madison stayed at No. 13. Drexel went to No. 16.
- ESPN.com/Graham Hays Mid-Major Rankings:** Two CAA teams were ranked among the top-10 mid-major programs by **ESPN.com's Graham Hays** on February 1. Elon appeared for the second week, this time coming in at No. 8 while James Madison made its debut at No. 9, knocking out Drexel. On January 4, Drexel was recognized as the top mid-major team in the nation.

## MAKE IT 1,000

- Elon junior **Shay Burnett** posted her 1,000th career point on February 5 at UNCW, finishing with 23 points on the day.
- Hofstra junior **Ashunae Durant** notched her 1,000th career point on January 29 against Elon. She finished the day with 17 points.
- Elon senior **Lauren Brown** notched her 1,000th career point in the victory at William & Mary on January 22, finishing with 10 points, including the game-winning free throws.
- Drexel senior **Jessica Pellechio** reached the 1,000 career point milestone with a 20-point outing at Northeastern on January 8. Pellechio joins **Sarah Curran** in the club while **Meghan Creighton** nearing the milestone.

## COACHES CORNER

- Head Coach **Tina Martin** picked up her 400th career victory with the win against Hofstra on January 15. Martin, who is in her 21st season, currently holds a 404-233 all-time record as the winningest coach in UD men's and women's basketball history.
- Elon Head Coach **Charlotte Smith** posted her 100th career victory in the Phoenix win over Drexel on January 15. She has a 105-75 record.
- UNCW Head Coach **Adell Harris** earned the 100th win of her coaching career on January 29. Harris has 39 victories at UNCW after compiling a 61-30 record in three years at Tusculum.
- Head Coach **Sean O'Regan** earned his first career victory at the helm of the James Madison in the Dukes' 83-57 victory over St. Francis Brooklyn on November 13.

## STELLAR GAMES

## Double-Doubles (min. 2 gms)

Ashunae Durant (HOF)	13
Nicole Enabosi (UD)	12
Tanisha Brown (COFC)	8
Breanna Bolden (COFC)	7
Francesca Sally (NU)	7
Shay Burnett (ELON)	6
Alexandra Masaquel (WM)	6
Jordan Henry (UNCW)	4
Jenifer Rhodes (Elon)	3
Kamiah Smalls (JMU)	3
Brianna Boyd (COFC)	2
Jenny DeGraaf (UNCW)	2
Sandra Dongmo (HOF)	2
Abby Rendle (WM)	2

## Triple-Doubles

Abby Rendle (WM)	1
------------------	---

## 10+ Rebound Game Leaders (min. 2 gms)

Ashunae Durant (HOF)	16
Nicole Enabosi (UD)	12
Rebekah Banks (UNCW)	10
Tanisha Brown (COFC)	8
Jordan Henry (UNCW)	8
Breanna Bolden (COFC)	7
Shay Burnett (ELON)	7
Francesca Sally (NU)	7
Alexandra Masaquel (WM)	6
Sandra Dongmo (HOF)	5
Mary Cuevas (TOW)	4
Jenifer Rhodes (ELON)	4
Kamiah Smalls (JMU)	4
Brianna Boyd (COFC)	3
Tasia Butler (JMU)	3
Jenny DeGraaf (UNCW)	3
Sydni Epps (HOF)	3
Jordyn Smith (TOW)	3
Sade Chatman (UD)	2
Gabby Giaccone (NU)	2
Malaya Johnson (ELON)	2
Claudia Ortiz (NU)	2
Abby Rendle (WM)	2
Sara Woods (DREX)	2

## 20+ Rebound Game Leaders

Ashunae Durant (HOF)	1
----------------------	---

## 20+ Point Game Leaders (min. 2 gms)

Precious Hall (JMU)	14
Breanna Bolden (COFC)	9
Ashunae Durant (HOF)	6
Raven Bankston (TOW)	5
Shay Burnett (ELON)	5
Sarah Curran (DREX)	5
Sianni Martin (TOW)	4
Jessica Pellechio (DREX)	4
Francesca Sally (NU)	4
Nicole Enabosi (UD)	3
Tanisha Brown (COFC)	2
Meghan Creighton (DREX)	2
Claudia Ortiz (NU)	2
Madison Raque (UNCW)	2
Marlena Trembu (WM)	2

## 30+ Point Game Leaders

Precious Hall (JMU)	4
Raven Bankston (TOW)	3
Jessica Pellechio (DREX)	1

## 40+ Point Game Leaders

Precious Hall (JMU)	2
---------------------	---

## 10+ Assist Game Leaders

Krystal Luciano (HOF)	2
Jenna Green (WM)	1

## 5+ Block Game Leaders

Abby Rendle (WM)	5
Amber Porter (JMU)	2
Sandra Dongmo (HOF)	1
Jordan Henry (UNCW)	1
Malaya Johnson (ELON)	1



## INDIVIDUAL GAME HIGHS

## Points

Precious Hall (JMU) at Rutgers (12/5)	46
Precious Hall (JMU) at Elon (1/20)	41
Precious Hall (JMU) vs Tennessee (11/11)	39
Precious Hall (JMU) vs Wake Forest (12/31)	35
Raven Bankston (TOW) vs UMass Lowell (11/11)	31
Raven Bankston (TOW) vs Delaware (1/29)	31
Jessica Pellechio (DREX) vs Penn State (11/11)	30
Raven Bankston (TOW) vs Cornell (11/19)	30

## Field Goals Made

Precious Hall (JMU) vs Tennessee (11/11)	15
Precious Hall (JMU) at Rutgers (12/5)	15

## Field Goal Attempts

Precious Hall (JMU) vs Tennessee (11/11)	35
Precious Hall (JMU) at Rutgers (12/5)	29

## Field Goal Pct.

Ra'Shika White (ELON) at North Carolina (12/4)	.889 (8-9)
Malaya Johnson (ELON) at CoC (1/2)	.889 (8-9)
Nicole Enabosi (UD) at CoC (1/22)	.889 (8-9)

## 3pt Field Goals Made

Jessica Pellechio (DREX) vs Penn State (11/11)	8
Madison Raque (UNCW) vs Catawba (12/19)	8

## 3pt Field Goal Attempts

Jessica Pellechio (DREX) at CoC (2/3)	16
Jessica Pellechio (DREX) vs Penn State (11/11)	15
Jessica Pellechio (DREX) at Vanderbilt (11/16)	15

## 3pt Field Goal Pct.

Jessica Pellechio (DREX) at Northeastern (1/8)	.857 (6-7)
Jess Genco (NU) vs Boston University (11/11)	.778 (7-9)

## Free Throws Made

Ashunae Durant (HOF) at James Madison (1/6)	12
Nicole Enabosi (UD) vs Georgetown (12/4)	11
Brittani Tarr (TOW) vs Norfolk St. (12/29)	11
Claudia Ortiz (NU) vs Towson (1/6)	11

## Free Throw Attempts

Nicole Enabosi (UD) at Hofstra (1/15)	18
Nicole Enabosi (UD) vs Georgetown (12/4)	14
Ashunae Durant (HOF) at James Madison (1/6)	14

## Free Throw Pct. (min. 8 made)

Raven Bankston (TOW) vs Coppin St. (12/3)	1.000 (8-8)
Francesca Sally (NU) at Denver (12/20)	1.000 (8-8)
Maureen Taggart (NU) vs Towson (1/6)	1.000 (8-8)
Claudia Ortiz (NU) vs Elon (1/27)	1.000 (8-8)
Breanna Bolden (CoFC) vs. Towson (2/5)	1.000 (8-8)

## Rebounds

Ashunae Durant (HOF) vs UNCW (1/20)	21
Ashunae Durant (HOF) at Sacramento St. (11/25)	17
Alexandra Masaquel (WM) at CoC (1/6)	17
Nicole Enabosi (UD) vs James Madison (1/13)	17

## Assists

Krystal Luciano (HOF) at Sacramento St. (11/25)	11
Jenna Green (WM) at CoC (1/6)	11
Krystal Luciano (HOF) vs UMass (12/7)	10

## Steals

Breanna Bolden (COFC) vs Charlotte (11/13)	8
Alexandra Masaquel (WM) vs St. John's (11/13)	8
Tanisha Brown (COFC) at Delaware (1/22)	8
Raven Bankston (TOW) at Wagner (11/17)	7
Raine Bankston (TOW) vs James Madison (1/8)	7

## Blocks

Abby Rendle (WM) vs East Carolina (12/28)	10
Abby Rendle (WM) vs Mount St. Mary's (12/18)	7

## THANKS FOR THE CHARITY

- Drexel went 22-for-22 from the free throw line against Penn State on November 11. The percentage tied the CAA single record, but the Dragons are the only team to go 22-for-22.
- The Dragons have also gone 12-for-12 and 11-for-11 from the line this season.
- James Madison had a perfect day on the line at William & Mary on January 29, connecting on all 18 free throw attempts.
- Delaware made a season-best 34 free throws against Towson on January 29. The Blue Hens attempted a season-high 40 free throws.

## HOME SWEET HOME

Home courts have been defended well this season with the home teams forging a 61-44 record.

- In non-league play, the CAA went 34-18.
- Drexel is 9-1 at the Daskalakis Athletic Center (DAC) this season.
- James Madison have welcomed 2,000+ fans to the Convocation Center in 48 consecutive games.
- In six seasons under Head Coach **Charlotte Smith**, the Phoenix is 60-20 at Alumni Gym and have never lost more than five home games in a single season.
- The Phoenix set a women's basketball attendance record on January 20 against James Madison, welcoming 1,412 fans at Alumni Gym.
- UNCW hosted its first of two "Seahawks Tomorrow" games on December 15. More than 4,400 area elementary school students attended the game. The second game on January 6, saw 3,207 students take over Trask.

## BIG ON THE BOARDS

- Hofstra's **Ashunae Durant** grabbed 21 rebounds against UNCW on January 20, the most in the CAA this season.
- The 21 rebounds are tied for sixth most in CAA single-game history, a mark that was achieved last season.
- The CAA single game record for rebounds is 24 set by American's Mary Klima in 1994.

## 40 IS THE NEW 30

- JMU's **Precious Hall** scored 46 points in the double overtime at Rutgers. It was the first 40+ game in the CAA since February 26, 2015 when UNCW's Brie Mobley had 46 points against Delaware. The Seahawks' Kelva Atkins also scored 40 points that season.
- Hall recorded her second such effort on January 20 at Elon, tallying 41 points.
- Hall is one of two players in CAA history to score 40+ points twice in a single season. Elena Delle Donne is the other one. She scored 40+ points four times during the 2011-12 season.
- Hall is one of three players in CAA history to have multiple 40-point games in a career. Delle Donne had six 40-point games in her career. Gabriela Marginean (Drexel) had three 40-point games.

## THE BIG 3-0

Three players registered 30-point efforts.

- Towson's **Raven Bankston** posted 31 points in the 90-56 win over UMass Lowell and then delivered 30 points in the 68-63 win over Cornell. Bankston then notched 31 points at Delaware on January 29.
- Drexel's **Jessica Pellechio** dropped in a career-high 30 points, including eight three-pointers, in the 83-60 win against Penn State.
- JMU's **Precious Hall** poured in 39 points in the loss to No. 13/14 Tennessee. She also had 35 points in the win over Wake Forest.

## THREES PLEASE

- UNCW hit 15 three-pointers against Catawba on December 19, tying them for the third most in CAA single-game history.
- Drexel was the last team to hit 15 three-pointers, doing so last season.

## HELPING THEM OUT

- Drexel's **Meghan Creighton** dished out her 500th career assist on January 20. She became just the second Dragon in program history to reach that milestone.
- Northeastern sophomore **Jess Genco** recorded her 200th career assist against Delaware on January 20.
- Hofstra's **Krystal Luciano** has dished out 10+ assists twice this season. She handed out 11 at Sacramento State and 10 against UMass, which included the 400th of her career.
- William & Mary's **Jenna Green** picked up 11 assists at Charleston. She also dished out her 200th assist on January 27 against Delaware.

## BLOCK PARTY

- William & Mary's **Abby Rendle** tied a career-high with 10 blocked shots against East Carolina on December 28. It also tied the second-highest single game total in CAA history. Former ODU standout Marquitta Head holds the record (11).
- Rendle's 80 blocks this season are ranked sixth on the CAA single season charts. The last player to swat 80+ shots in a single season was Elena Delle Donne, who had 26 in 2011-12.
- The CAA single season blocking record is 110, set by Amy Dorsett during the 1996-97 season.
- William & Mary has blocked 13 shots twice this season against Mount St. Mary's (12/18) and East Carolina (12/28). The 13 blocks are tied for eighth most in CAA single-game history.
- Elon holds the single game record with 17 blocks which was set against ETSU in 2015.

## SO YOU WANT TO BE A COACH

- Three CAA student-athletes were chosen for the 15th annual "So You Want To Be A Coach."
- College of Charleston's **Nola Henry**, Elon's **Essence Baucom** and UNCW's **Amber Reeves** will represent the CAA at the three-day workshop held March 29-31 in conjunction with the WBCA National Convention in Dallas.
- Participants will learn about recruiting, the administrative side to coaching, how to get hired, skill development, the importance of knowing the rules, and how to balance work and life.
- Qualified candidates must have exhausted their final year of basketball eligibility. In addition, the candidate's head coach has to nominate them and must be an active WBCA member. Each participant is selected based on her academics, contributions to women's basketball on and off the court, professional resume and a written recommendation from their head coach.

## MESSED AROUND AND GOT A TRIPLE-DOUBLE

- William & Mary center **Abby Rendle** posted her second career triple-double with 14 points, 11 rebounds and 10 blocks against East Carolina on December 28.
- Rendle posted the Tribe's first triple-double in program history last season.
- There have only been two triple-doubles in the CAA since 2014, and the two points-rebounds-blocks triple-doubles since 2006; Rendle holds both of those.

## SOLID STARTS

- William & Mary wrapped up non-league play with a 10-1 record, setting the program record for wins. Last season, the Tribe set the program's best start when they opened the campaign 11-2 and has surpassed that start.
- At 12-3, the Dragons got off to its best 15-game start in program history. Drexel is 14-4 for just the second time ever.
- The Dragons had a perfect month of December, going 6-0, including four road victories. It was the Dragons' first undefeated month during the regular season since going 5-0 in November to start the 2010-11 season.
- Towson got off to a 5-0 start, its best start to a season since the 2008-09 squad also opened the year with five straight victories.
- The Tigers wrapped up non-conference play above .500 and its most league wins since the 2011-12 squad went 9-3. The seven non-league wins were also the most under Head Coach **Niki Reid Geckeler**.
- Delaware got off to a 4-0 start the year for the first time since 2010-11 when the Elena Delle Donne led team went 31-2 after a 10-0 start.

## #CAAHOOPS IN NON-CONFERENCE PLAY

- The CAA went 66-46 in non-league play.
- The CAA went 11-1 against the A-10.
- The CAA went 4-0 against the Ivy League.
- From November 14-20, the CAA went 13-7, notching victories over 11 different conferences, including the a win over the Big Ten and pairs of wins over the A-10 and Big South.
- The CAA went a combined 61-56 against non-conference opponents in 2015-16.

## USBWA NATIONAL FRESHMAN OF THE WEEK

- Drexel's **Ana Ferariu** was named the USBWA National Freshman of the Week on December 20. Ferariu, who also earned CAA Rookie of the Week honors, came off the bench in the second half to score 18 points in 13 minutes in the win against Saint Joseph's.

## ALLSTATE WBCA GOOD WORKS TEAM

- Three CAA student-athletes were nominated for the 2017 Allstate WBCA Good Works Team.
- William & Mary's **Alexandra Masaquel**, Hofstra's **Sydni Epps** and Delaware's **Hannah Jardine** were the three nominees.
- This esteemed award honors an outstanding group of student-athletes who represent the sport's finest in the areas of community service and leadership among their peers.

## USBWA ANN MEYERS DRYSDALE AWARD MIDSEASON WATCH LIST

- James Madison's **Precious Hall** was named to USBWA Ann Meyers Drysdale Award Midseason Watch List.
- The award honors the nation's best women's basketball player and Hall is one of 28 to be on the midseason watch list.

## NAISMITH TROPHY WATCH LIST

- James Madison's **Precious Hall** was one of 50 players across the country named to the 2017 Naismith Women's College Player of the Year Watch List.
- This marks the second appearance on the Naismith Watch List for Hall, who was included on the 2014-15 Midseason 30 as a junior.

## LIEBERMAN AWARD WATCH LIST

- Drexel senior point guard **Meghan Creighton** was named one of 20 watch list candidates for the 2017 Nancy Lieberman Award.
- In its 17th year, the Nancy Lieberman Award recognizes the top point guard in women's NCAA Division I college basketball. Candidates exhibit the floor leadership, play-making and ball-handling skills of the Hall of Famer.

## THANKSGIVING TOURNAMENT TIME

- Northeastern and James Madison both competed at the 2016 Cancun Challenge in Puerto Aventuras, Mexico, November 24-26.
- The Dukes topped Idaho State, 83-53, but fell to Iowa, 90-75, in the Riviera Division in pre-set matchups. Guard **Precious Hall** earned a spot on the All-Riviera Tournament Team. It was JMU's fourth trip to the tournament.
- Northeastern played in the tournament's round-robin Mayan Division along with Stanford (L, 74-45), Purdue (L, 79-54), and Wichita State (L, 87-73). Sophomore guard **Jess Genco** earned a spot on the All-Mayan Tournament Team.
- The annual UNCW Hampton Inn Thanksgiving Classic was held November 26-27. The Seahawks fell to Providence (65-49) and La Salle (64-48) while also welcoming Miami (Ohio) to Trask Coliseum.
- Delaware headed the West Coast for the Cal State Northridge Thanksgiving Classic. The Blue Hens fell to No. 23 Michigan State, 81-64, and then to Detroit Mercy, 66-64.

## #CAAHOOPS IN THE PRESEASON WNIT

Elon was the CAA's representative in the 2016 Pre-season WNIT.

- The Phoenix drew a road game at Green Bay in the first round on November 11, falling 74-53.
- Elon traveled to Mount Pleasant, Mich. for the consolation rounds.
- In their first consolation game on November 18, the Phoenix downed Eastern Washington, 76-55, behind three double-digit scoring efforts.
- Elon closed out action by knocking off host Central Michigan, 71-57. The Phoenix was led by rookie **Jada Graves'** 20-point night.
- Elon is one of 16 teams that was selected to participate in the field: Abilene Christian (Southland); Central Michigan (MAC); Colorado State (MWC); Eastern Washington (Big Sky); Fordham (Atlantic 10); Furman (Southern); Green Bay (Horizon); Little Rock (Sun Belt); Missouri (SEC); Nebraska (Big Ten); North Texas (C-USA); Notre Dame (ACC); Omaha (Summit); UT-Rio Grande Valley (WAC); and Washington (Pac-12).
- Since 1997, CAA teams are 15-16 in Preseason WNIT action.

## TIP-OFF TIME

- The CAA went a combined 9-4 on opening weekend.
- The 2016-17 season tipped off on November 11 with seven games, six of which were home games. The CAA went 5-2 in those contests, including 5-1 at home.

## LOOK WHO'S BACK

- Seven of the 15 All-CAA honorees from last year return for the 2016-17 season, including the two-time CAA Defensive Player of the Year, **Breanna Bolden** from CoFC. The 2014-15 CAA Player of the Year, **Precious Hall** of James Madison, returns for her final season after missing the entirety of 2015-16 with an injury.
- The offense in the CAA will be plentiful once again this season as 10 of the top-20 scorers from 2015-16 will be back on the hardwood for their respective teams. Out of that group, seven are seniors and two are juniors.

## #CAAHOOPS PRESEASON RUNDOWN

- James Madison was predicted to finish atop the conference for the fourth consecutive season.
- It was close voting at the top with the Dukes as the overall favorite with 76 points, Elon in second with 70 points and Drexel in third (68).
- After missing all of the 2015-16 season with an injury, redshirt senior guard **Precious Hall** is back to lead James Madison and was tabbed as the 2016-17 CAA Preseason Player of the Year. During 2014-15, Hall averaged 20.8 points and 5.1 rebounds per game and was the unanimous choice for CAA Player of the Year.

## TEAM GAME HIGHS

## Points

COFC at Winthrop (11/16)	95
ELON vs King (12/28)	93
JAMES MADISON vs Hofstra (1/6)	93

## Margin of Victory

ELON vs King (12/28)	46 (93-47)
DREXEL at Lafayette (12/21)	42 (81-39)

## Field Goals Made

COFC at Winthrop (11/16)	38
WILLIAM & MARY vs Delaware St. (11/28)	34
ELON vs King (12/28)	34
JAMES MADISON vs Hofstra (1/6)	34

## Field Goals Attempts

JAMES MADISON vs St. Francis Brooklyn (11/13)	81
HOFSTRA at Sacramento St. (11/25)	80

## Field Goal Pct.

DREXEL vs Northeastern (1/29)	.547 (29-53)
HOFSTRA at Saint Joseph's (12/22)	.545 (30-55)

## 3pt Field Goals Made

UNCW vs Catawba (12/19)	15
DREXEL at CoFC (2/3)	13

## 3pt Field Goal Attempts

DREXEL vs UMass (12/28)	38
DREXEL at CoFC (2/3)	36
DREXEL at Vanderbilt (11/16)	35

## 3pt Field Goal Pct. (min. 10 3FGM)

UNCW vs Catawba (12/19)	.500 (15-30)
NORTHEASTERN vs Boston Univ. (11/11)	.500 (12-24)
UNCW at Georgia State (11/20)	.500 (11-22)

## Free Throws Made

DELAWARE at Towson (1/29)	34
JAMES MADISON vs St. Francis Brooklyn (11/13)	25

## Free Throw Attempts

DELAWARE at Towson (1/29)	40
JAMES MADISON at Rutgers (12/5)	34
ELON at CoFC (1/13)	34

## Free Throw Pct. (min. 10 FTA)

DREXEL vs Penn State (11/11)	1.000 (22-22)
JAMES MADISON at William & Mary (1/29)	1.000 (18-18)
DREXEL at Elon (1/15)	1.000 (12-12)
DREXEL vs Elon (1/6)	1.000 (11-11)

## Rebounds

ELON vs Delaware (1/8)	62
JAMES MADISON vs St. Francis Brooklyn (11/13)	55
ELON vs Rutgers (11/14)	55

## Assists

UNCW vs Catawba (12/19)	25
NORTHEASTERN vs Canisius (11/13)	23
WILLIAM & MARY at Delaware (1/2)	23

## Steals

COFC at Winthrop (11/16)	19
WILLIAM & MARY at Towson (1/20)	18

## Blocks

WILLIAM & MARY vs Mount St. Mary's (12/18)	13
WILLIAM & MARY vs East Carolina (12/28)	13

# CAA WOMEN'S BASKETBALL

# WEEKLY REPORT

## CAA IN THE COLLEGE BASKETBALL NEWS RPI

	D5	D12	D19	D26	J2	J9	J16	J23	J30	F6	F13	F20	F27	M6
CAA	8	8	8	8	8	8	8	8	8	8				
College of Charleston	196	191	190	181	180	151	167	172	192	178				
Delaware	129	128	125	143	146	144	135	144	115	112				
Drexel	30	23	21	38	50	67	64	67	69	73				
Elon	38	36	36	27	28	24	22	24	27	26				
Hofstra	122	97	97	106	129	166	142	164	186	181				
James Madison	174	140	135	123	92	87	77	71	50	41				
UNCW	173	151	198	204	194	237	237	241	220	220				
Northeastern	268	278	232	227	230	173	155	158	157	182				
Towson	161	175	180	169	179	167	183	130	159	162				
William & Mary	143	132	122	135	105	97	101	115	130	134				

## College Basketball News (February 6)

### National (Top-25)

Rank	Team	Conference
1	UConn	American
2	Notre Dame	ACC
3	South Carolina	SEC
4	Mississippi St.	SEC
5	Baylor	Big 12
6	Oregon St.	Pac-12
7	Florida St.	ACC
8	Washington	Pac-12
9	Texas	Big 12
10	Stanford	Pac-12

11	Duke	ACC
12	UCLA	Pac-12
13	Louisville	ACC
14	Tennessee	SEC
15	DePaul	Big East
16	Kentucky	SEC
17	Maryland	Big Ten
18	Oklahoma	Big 12
19	Kansas St.	Big 12
20	Texas A&M	SEC
21	Miami (FL)	ACC
22	Creighton	Big East
23	Temple	American
24	Arizona St.	Pac-12
25	Auburn	SEC

### Conferences Only (Top-15)

Rank	Conference
1	Pac-12
2	SEC
3	ACC
4	Big 12
5	American
6	Big Ten
7	Big East
8	Colonial
9	Ivy League
10	MAC
11	Summit
12	Atlantic-10
13	Mountain West
14	West Coast
15	Conference USA

## CAA IN THE NCAA.COM RATING PERCENTAGE INDEX (RPI)

	D5	D12	D19	D26	J2	J9	J16	J23	J30	F6	F13	F20	F27	M6
CAA	8	8	8	8	8	8	8	8	8	8				
College of Charleston	N/A	192	189	181	180	151	172	172	192	178				
Delaware	N/A	129	124	143	146	144	144	144	115	112				
Drexel	N/A	23	20	38	50	67	67	67	69	73				
Elon	N/A	37	36	27	28	24	24	24	27	26				
Hofstra	N/A	96	97	106	129	165	164	164	186	181				
James Madison	N/A	140	135	123	91	87	71	71	50	41				
UNCW	N/A	152	197	204	194	236	241	241	220	220				
Northeastern	N/A	279	232	227	230	173	158	158	157	182				
Towson	N/A	175	179	169	179	166	130	130	159	162				
William & Mary	N/A	132	121	135	105	97	115	115	130	134				

## NCAA.com RPI Ratings (February 6)

### National (Top-20)

Rank	Team	Conference
1	UConn	American
2	Notre Dame	ACC
3	South Carolina	SEC
4	Mississippi St.	SEC
5	Baylor	Big 12
6	Oregon St.	Pac-12
7	Florida St.	ACC
8	Washington	Pac-12
9	Texas	Big 12
10	Stanford	Pac-12
11	Duke	ACC
12	UCLA	Pac-12
13	Louisville	ACC
14	Tennessee	SEC

15	DePaul	Big East
16	Kentucky	SEC
17	Maryland	Big Ten
18	Oklahoma	Big 12
19	Kansas St.	Big 12
20	Texas A&M	SEC
21	Miami (FL)	ACC
22	Creighton	Big East
23	Temple	American
24	Arizona St.	Pac-12
25	Auburn	SEC
26	Elon	Colonial
27	South Fla.	American
28	Michigan	Big Ten
29	LSU	SEC
30	Missouri	SEC
31	Ohio St.	Big Ten
32	Drake	MVC

33	Syracuse	ACC
34	Green Bay	Horizon
35	Harvard	Ivy League
36	North Carolina St.	ACC
37	Oregon	Pac-12
38	South Dakota St.	Summit
39	Tulane	American
40	California	Pac-12
41	James Madison	Colonial
42	Georgia Tech	ACC
43	Marquette	Big East
44	Virginia Tech	ACC
45	Ohio	MAC
46	Michigan St.	Big Ten
47	Georgetown	Big East
48	Quinnipiac	MAAC
49	Little Rock	Sun Belt
50	Northwestern	Big Ten

## NCAA STATISTICAL RANKINGS (thru games on 2/5)

### NCAA TEAM RANKINGS (Top 25)

Category	Team	Rank	Stat
A-TO Ratio	Drexel	24	1.22
Blocked Shots	William & Mary	9	140
Blocked Shots/g	William & Mary	2	6.7
Fewest Fouls	Delaware	7	295
Fewest Turnovers	Drexel	7	271
Free-Throw Pct.	Drexel	25	76.4
Off. Rebounds/g	Elon	20	16
Personal Fouls/g	Delaware	10	13.4
Rebounds/g	James Madison	24	42.91
Scoring Defense	Drexel	14	54.6
Steals/g	William & Mary	24	56.5
3FG Made	Drexel	14	196
3FG Made/g	Drexel	10	8.9
Turnover Margin	Drexel	15	6.14
Turnovers/g	Drexel	9	12.3

### NCAA INDIVIDUAL RANKINGS (Top 25)

Category	Player, Team	Rank	Stat
Assists /g	Krystal Luciano, Hofstra	22	5.9
Blocked Shots	Abby Rendle, WM	3	80
Blocked Shots /g	Abby Rendle, WM	3	3.81
Double Doubles	Ashunae Durant, Hofstra	10	13
	Nicole Enabosi, Delaware	17	12
FG Attempts	Precious Hall, JMU	2	474
	Raven Bankston, Towson	22	365
FG Made	Precious Hall, JMU	11	178
FT Attempts	Nicole Enabosi, Delaware	13	167
FT Made	Nicole Enabosi, Delaware	13	122
Minutes Played	Jess Genco, Northeastern	7	880:00
Minutes /g	Jess Genco, Northeastern	4	38.26
Off. Rebounds /g	Ashunae Durant, Hofstra	4	5
Points	Precious Hall, JMU	7	527
Points /g	Precious Hall, JMU	3	24.0
Rebounds	Ashunae Durant, Hofstra	14	241
Rebounds /g	Ashunae Durant, Hofstra	6	11.5
Steals	Breanna Bolden, CofC	11	76
	Raven Bankston, Towson	13	70
Steals /g	Breanna Bolden, CofC	9	3.45
	Raven Bankston, Towson	14	3.18
3FG Attempted	Precious Hall, JMU	5	208
3FG Made	Precious Hall, JMU	15	71
3FG Made /g	Precious Hall, JMU	14	3.23
3FG Pct	Meghan Creighton, Drexel	6	46.7
Triple Doubles	Abby Rendle, WM	3	1



Apply for Media Credentials at:  
[sportssystem.com/CAA/women](http://sportssystem.com/CAA/women)

# CAA WOMEN'S BASKETBALL

# WEEKLY REPORT

## ASSOCIATED PRESS POLL

(Week 14/February 6)

RK	TEAM	RECORD	PTS
1	Uconn (33)	22-0	825
2	Baylor	23-1	790
3	Maryland	23-1	758
4	Mississippi State	23-1	709
5	Florida State	21-2	682
6	South Carolina	20-2	680
7	Notre Dame	21-3	606
8	Stanford	20-3	593
9	Oregon State	22-2	547
10	Washington	22-3	540
11	Texas	18-4	489
12	Louisville	20-5	458
13	Ohio State	21-5	423
14	Duke	20-4	407
15	UCLA	17-5	341
16	Miami (FL)	17-5	331
17	NC State	17-6	294
18	DePaul	20-5	276
19	Oklahoma	18-6	237
20	Syracuse	17-7	190
21	Michigan	19-5	122
22	South Florida	18-4	95
23	Arizona State	15-8	72
24	Tennessee	15-8	67
25	Kansas State	17-7	48

### OTHERS RECEIVING VOTES

Drake 43, Texas A&M 22, Kentucky 14, Green Bay 12, West Virginia 12, Creighton 10, Temple 9, California 7, Gonzaga 7, Colorado State 4, Missouri 4, Dayton 1.

## USA TODAY COACHES POLL

(Week 13/January 31)

RK	TEAM	RECORD	PTS
1	Connecticut (32)	20-0	800
2	Baylor	21-1	764
3	Maryland	21-1	735
4	Mississippi State	21-1	694
5	Florida State	20-2	655
6	South Carolina	18-2	637
7	Louisville	20-4	573
8	Notre Dame	20-3	563
9	Stanford	19-3	546
10	Washington	20-3	525
11	Oregon State	20-2	494
12	UCLA	17-4	461
13	Texas	16-4	418
14	Ohio State	19-5	391
15	Duke	18-4	339
16	Miami	16-5	311
17	DePaul	18-5	268
18	Arizona State	14-7	163
19	NC State	16-6	161
20	South Florida	17-3	159
21	Syracuse	15-7	155
22	Oklahoma	16-6	150
23	West Virginia	16-6	119
24	Green Bay	19-2	102
25	Tennessee	14-7	72

### OTHERS RECEIVING VOTES

Michigan 62, Virginia Tech 40, Northwestern 12, Temple 9, Harvard 5, Oklahoma State 5, California 3, Kentucky 2, Creighton 2, Wake Forest 1, Texas A&M 1, Little Rock 1, Kansas State 1, Tulane 1

## COLLEGE INSIDER MID-MAJOR POLL

(January 31)

RK	TEAM	RECORD	PTS
1	Green Bay (31)	19-2	775
2	Drake	16-4	743
3	Gonzaga	17-4	691
4	South Dakota	18-4	626
5	Ohio	16-4	622
6	South Dakota State	16-5	612
7	Northern Iowa	15-5	578
8	Bucknell	17-3	544
9	Northern Colorado	18-3	525
10	Mercer	17-4	491
11	Quinnipiac	17-5	456
12	Elon	16-5	452
13	James Madison	14-6	441
14	Florida Gulf Coast	17-6	345
15	UT Arlington	15-4	336
16	Drexel	15-5	300
17	BYU	13-8	268
18	Harvard	16-1	243
19	New Mexico State	15-6	216
20	Stetson	16-5	156
21	Troy	14-6	151
22	Stephen F. Austin	16-3	103
23	Belmont	17-5	76
24	New Hampshire	18-3	70
25	Little Rock	15-6	51

### OTHERS RECEIVING VOTES

Jacksonville 44, Buffalo 31, Central Michigan 31, Northern Illinois 26, Wright State 26, Chattanooga 14, Toledo 7, IU-PUI 6, Radford 6, Navy 4, Saint Mary's 3, Texas Southern 2, Campbell 1, Hampton 1, Penn 1, Western Illinois 1.

## CAA IN THE ASSOCIATED PRESS POLL & USA TODAY COACHES POLL

	Pre	N14	N21	N28	D5	D12	D19	D26	J2	J9	J16	J23	J30	F6	F13	F20	F27	M6	Final
College of Charleston	--/--	--/--	--/--	--/--	--/--	--/--	--/--	--/--	--/--	--/--	--/--	--/--	--/--	--/--					
Delaware	--/--	--/--	--/--	--/--	--/--	--/--	--/--	--/--	--/--	--/--	--/--	--/--	--/--	--/--					
Drexel	--/--	--/--	--/--	--/--	--/--	--/--	--/--	--/--	--/--	--/--	--/--	--/--	--/--	--/--					
Elon	--/--	--/--	--/--	--/--	--/--	--/--	--/--	--/--	--/--	--/--	--/--	--/--	--/--	--/--					
Hofstra	--/--	--/--	--/--	--/--	--/--	--/--	--/--	--/--	--/--	--/--	--/--	--/--	--/--	--/--					
James Madison	--/--	--/--	--/--	--/--	--/--	--/--	--/--	--/--	--/--	--/--	--/--	--/--	--/--	--/--					
UNCW	--/--	--/--	--/--	--/--	--/--	--/--	--/--	--/--	--/--	--/--	--/--	--/--	--/--	--/--					
Northeastern	--/--	--/--	--/--	--/--	--/--	--/--	--/--	--/--	--/--	--/--	--/--	--/--	--/--	--/--					
Towson	--/--	--/--	--/--	--/--	--/--	--/--	--/--	--/--	--/--	--/--	--/--	--/--	--/--	--/--					
William & Mary	--/--	--/--	--/--	--/--	--/--	--/--	--/--	--/--	--/--	--/--	--/--	--/--	--/--	--/--					

## CAA IN THE COLLEGE INSIDER MID-MAJOR POLL

	Pre	N15	N22	N29	D6	D13	D20	D27	J3	J10	J17	J24	J31	F7	F14	F21	F28	M7	Final
College of Charleston	--	--	--	--	--	--	--	--	--	--	--	--	--						
Delaware	--	--	RV	--	--	--	--	--	--	--	--	--	--						
Drexel	25	20	15	22	17	18	14	11	10	14	15	15	16						
Elon	RV	RV	24	25	RV	RV	RV	RV	RV	24	16	12	12						
Hofstra	--	--	--	--	--	RV	RV	RV	--	--	--	--	--						
James Madison	2	5	5	6	6	7	7	9	8	9	8	13	13						
UNCW	--	--	--	--	--	--	--	--	--	--	--	--	--						
Northeastern	--	--	--	--	--	--	--	--	--	--	--	--	--						
Towson	--	--	--	RV	RV	--	--	--	--	--	--	--	--						
William & Mary	--	--	--	--	RV	RV	RV	RV	25	RV	--	--	--						



## CAA ACTIVE CAREER LEADERS\*

\*transfers are included among the active career leaders. The totals span an entire career at any NCAA Division I institution\*

## SCORING (800+)

Precious Hall, James Madison	2033
Raven Bankston, Towson	1621
Breanna Bolden, CofC	1530
Marlena Tremba, William & Mary	1480
Sarah Curran, Drexel	1464
Erika Brown, Delaware	1281
Jessica Pellechio, Drexel	1095
Lauren Brown, Elon	1043
Ashunae Durant, Hofstra	1042
Shay Burnett, Elon	1015
Jenifer Rhodes, Elon	986
Meghan Creighton, Drexel	977
Alexandra Masaquel, William & Mary	917
Krystal Luciano, Hofstra	894
Hannah Jardine, Delaware	869
Francesca Sally, Northeastern	810

## FIELD GOALS MADE (350+)

Precious Hall, James Madison	686
Raven Bankston, Towson	599
Sarah Curran, Drexel	586
Breanna Bolden, CofC	583
Marlena Tremba, William & Mary	465
Erika Brown, Delaware	459
Jenifer Rhodes, Elon	425
Alexandra Masaquel, William & Mary	416
Ashunae Durant, Hofstra	389
Jessica Pellechio, Drexel	378

FIELD GOAL PERCENTAGE  
(.400/MIN 350 MADE)

Alexandra Masaquel, W&M	.501 (416-830)
Jenifer Rhodes, Elon	.472 (425-900)
Ashunae Durant, Hofstra	.452 (389-860)
Sarah Curran, Drexel	.450 (586-1303)
Raven Bankston, Towson	.402 (599-1489)

## 3PT FIELD GOALS MADE (150+)

Precious Hall, James Madison	270
Jessica Pellechio, Drexel	263
Marlena Tremba, William & Mary	262
Meghan Creighton, Drexel	232
-----	
Lauren Brown, Elon	148
Krystal Luciano, Hofstra	147
Sarah Curran, Drexel	130
Hannah Jardine, Delaware	120

3PT FIELD GOAL PERCENTAGE  
(MIN 150 MADE)

Meghan Creighton, Drexel	.382 (232-608)
Jessica Pellechio, Drexel	.341 (263-771)
Precious Hall, James Madison	.340 (270-795)
Marlena Tremba, W&M	.338 (262-775)

## FREE THROWS MADE (250+)

Precious Hall, James Madison	391
Raven Bankston, Towson	340
Shay Burnett, Elon	304
Breanna Bolden, CofC	301
Erika Brown, Delaware	294
Marlena Tremba, William & Mary	288
Ashunae Durant, Hofstra	262

FREE THROW PERCENTAGE  
(.700/MIN 250 MADE)

Precious Hall, JMU	.808 (391-484)
Raven Bankston, Towson	.794 (340-428)
Marlena Tremba, W&M	.787 (288-366)
Breanna Bolden, CofC	.756 (301-398)
Shay Burnett, Elon	.741 (304-410)
Erika Brown, Delaware	.714 (294-412)

## BLOCKS (100+)

Abby Rendle, William & Mary	201
Jenifer Rhodes, Elon	120
Malaya Johnson, Elon	114
-----	
Makeda Nicholas, Delaware	99

## REBOUNDING (500+)

Breanna Bolden, CofC	780
Ashunae Durant, Hofstra	743
Alexandra Masaquel, William & Mary	604
Shay Burnett, Elon	583
Jenifer Rhodes, Elon	561
Francesca Sally, Northeastern	559
Hannah Jardine, Delaware	553
Precious Hall, James Madison	532

## ASSISTS (200+)

Meghan Creighton, Drexel	523
Krystal Luciano, Hofstra	470
Essence Baucom, Elon	370
Jenna Green, William & Mary	316
Shay Burnett, Elon	305
Marlena Tremba, William & Mary	303
Erika Brown, Delaware	255
Precious Hall, James Madison	255
Breanna Bolden, CofC	227
Sarah Curran, Drexel	223
Latrice Hunter, William & Mary	219
Jess Genco, Northeastern	219

## STEALS (150+)

Breanna Bolden, CofC	311
Raven Bankston, Towson	198
Marlena Tremba, William & Mary	181
Precious Hall, James Madison	166
Krystal Luciano, Hofstra	160
Alexandra Masaquel, William & Mary	159

## GAMES PLAYED (100+)

Meghan Creighton, Drexel	131
Precious Hall, James Madison	126
Lauren Brown, Delaware	117
Krystal Luciano, Hofstra	116
Breanna Bolden, CofC	116
Erika Brown, Delaware	116
Hannah Jardine, Delaware	114
Amber Reeves, UNCW	114
Sarah Curran, Drexel	113
Sydni Epps, Hofstra	111
Marlena Tremba, William & Mary	111
Essence Baucom, Elon	111
Jennifer Rhodes, Elon	109
Jessica Pellechio, Drexel	108
Latrice Hunter, William & Mary	105
Francesca Sally, Northeastern	103



## CAA ALL-TIME CAREER LEADERS

\*A player must have recorded all totals while playing as a member of the CAA to be included on this list\*

## POINTS SCORED CAREER

## PLAYER

1.	3,039	Elena Delle Donne, Delaware	2009-13
2.	2,667	Dawn Evans, JMU	2007-11
3.	2,581	Gabriela Marginean, Drexel	2006-10
4.	2,121	Tamera Young, JMU	2004-08
5.	2,116	Shante Evans, Hofstra	2009-13
6.	2,112	Celeste Hill, ODU	1990-94
7.	2,092	Courtney Hurt, VCU	2008-12
8.	<b>2,033</b>	<b>Precious Hall, JMU</b>	<b>2012-present</b>
9.	1,873	Kyra Kaylor, W&M	2003-08
10.	1,854	Nyree Roberts, ODU	1995-98

## THREE-POINT FIELD GOALS MADE CAREER

## PLAYER

1.	387	Dawn Evans, JMU	2007-11
2.	323	TJ Jordan, ODU	2004-08
3.	312	Narissa Suber, Drexel	2004-08
4.	309	Julie Jones, UR	1988-92
5.	304	Janine Aldridge, William & Mary	2008-13
6.	291	Kirby Burkholder, JMU	2010-14
	291	Cigi McCollin, Hofstra	2003-07
8.	287	Jasmina Rosseel, Drexel	2007-11
9.	<b>270</b>	<b>Precious Hall, JMU</b>	<b>2012-present</b>
10.	<b>262</b>	<b>Marlena Tremba, William &amp; Mary</b>	<b>2013-present</b>

## THREE-POINT FIELD GOAL PERCENTAGE CAREER

## PLAYER (MINIMUM OF 150 MADE)

1.	43.4% (309-712)	Julie Jones, UR	1988-92
2.	41.4% (153-370)	Yolanda Settles, W&M	1992-96
3.	40.9% (206-504)	Elena Delle Donne, UD	2009-13
4.	38.2% (240-268)	Kamile Nacickaite, Drexel	2008-12
5.	<b>38.2% (232-608)</b>	<b>Meghan Creighton, Drexel</b>	<b>2012-pres.</b>
6.	37.2% (312-838)	Narissa Suber, Drexel	2004-08
7.	36.8% (287-779)	Jasmina Rosseel, Drexel	2007-11
8.	36.6% (191-522)	Kashaia Cannon, NU	2008-13
9.	36.2% (251-693)	Rachel Pearson, Drexel	2012-16
10.	36.0% (206-573)	Deanna Kerkhof, NU	2009-13

## FREE THROW PERCENTAGE CAREER

## PLAYER (MINIMUM OF 200 MADE)

1.	91.0% (773-849)	Elena Delle Donne, UD	2009-13
2.	88.9% (684-769)	Gabriela Marginean, Drexel	2006-10
3.	88.4% (205-232)	Ashley Feldman, NU	2005-09
4.	87.0% (336-386)	Kirby Burkholder, JMU	2010-14
5.	86.0% (251-292)	Courtney Green, Delaware	2012-16
5.	83.8% (274-327)	Hollie Mershon, Drexel	2009-13
6.	81.5% (578-709)	Dawn Evans, JMU	2007-11
7.	81.5% (419-514)	Keri Chaconas, Mason	1992-96
8.	81.1% (284-350)	Greta Luksyte, UNCW	2006-10
9.	<b>80.8% (391-484)</b>	<b>Precious Hall, JMU</b>	<b>2012-present</b>
10.	80.7% (321-398)	Lesley Dickinson, JMU	2004-07

## BLOCKED SHOTS CAREER

## PLAYER

1.	273	Elena Delle Donne, Delaware	2009-13
2.	255	Tiffany Benson, W&M	2006-10
3.	236	Trish Halpin, Mason	1997-00
4.	214	Nyree Roberts, ODU	1994-98
5.	210	Cody Paulk, Georgia State	2009-13
6.	208	Jess Fuller, Hofstra	2007-10
7.	203	Tiffany Green, ODU	2004-09
8.	<b>201</b>	<b>Abby Rendle, W&amp;M</b>	<b>2014-present</b>
9.	186	Hallee Franklin, JMU	1999-02
10.	176	Amy Dorsett, UR	1993-97

## STEALS CAREER

## PLAYER

1.	591	Ticha Penicheiro, ODU	1995-98
2.	431	Kyle DeHaven, W&M/Delaware	2003-08
3.	423	Rochelle Luckett, VCU	1999-02
4.	382	Mery Andrade, ODU	1996-99
5.	342	Tyresa Smith, Delaware	2004-07
6.	332	Brittany Hollins, GSU	2005-09
7.	327	Celeste Hill, ODU	1990-94
8.	<b>311</b>	<b>Breanna Bolden, CofC</b>	<b>2013-present</b>
9.	295	Shanae Baker-Brice, Towson	2006-10
10.	292	Toina Coley, ECU	1988-93

## CAA REGULAR SEASON/TOURNEY WINS CAREER

1.	353	Wendy Larry, Old Dominion	1992-2011
2.	220	Kenny Brooks, JMU	2003-16
3.	<b>215</b>	<b>Tina Martin, Delaware</b>	<b>2002-present</b>
4.	<b>165</b>	<b>Denise Dillon, Drexel</b>	<b>2004-present</b>
5.	143	Shelia Moorman, JMU	1986-97
6.	<b>105</b>	<b>Krista Kilburn-Steveskey, Hofstra</b>	<b>2007-present</b>
7.	102	Beth Cunningham, VCU	2004-12
8.	92	Debbie Tanneyhill, Mason	1998-2008
	92	Jim Lewis, Mason	1986-97
10.	79	Debbie Taylor, William & Mary	1999-2013

## CAA SINGLE SEASON RECORDS

## BLOCKED SHOTS SEASON

## PLAYER

1.	110	Amy Dorsett, UR	1996-97
2.	103	Jess Fuller, Hofstra	2009-10
3.	97	Jess Fuller, Hofstra	2008-09
4.	86	Elena Delle Donne, Delaware	2011-12
5.	85	Tiffany Benson, W&M	2008-09
6.	<b>80</b>	<b>Abby Rendle, W&amp;M</b>	<b>2016-17</b>
7.	77	Cody Paulk, Georgia State	2012-13
	77	Louisa Boxley, UNCW	1999-00
9.	75	Trish Halpin, Mason	1998-99
10.	74	Kristina Cesnaviciute, VCU	2003-04
	74	Nyree Roberts, ODU	1996-97

## THREE-POINT FIELD GOAL PCT. SEASON

## PLAYER (MIN. 40 3FGM)

1.	48.2% (54-112)	Paula Schuler, JMU	1990-91
2.	47.8% (75-157)	Kamile Nacickaite, Drexel	2010-11
3.	<b>46.7% (57-122)</b>	<b>Meghan Creighton, Drexel</b>	<b>2016-17</b>
4.	46.5% (60-129)	Julie Jones, UR	1988-89
5.	45.5% (61-134)	Ginny Doyle, UR	1991-92
6.	45.2% (52-115)	Elena Delle Donne, UD	2012-13
7.	45.1% (51-113)	Sarah Curran, Drexel	2015-16
8.	44.7% (42-94)	Sam Brigham, Hofstra	2009-10
9.	44.5% (49-110)	Jill Bartley, Mason	1999-2000
10.	43.3% (45-104)	Hollie Mershon, Drexel	2010-11
11.	42.4% (50-118)	Hannah Jardine, UD	2014-15

## SCORING AVERAGE SEASON

## PLAYER

1.	28.1	Elena Delle Donne, Delaware	2011-12
2.	26.7	Elena Delle Donne, Delaware	2009-10
3.	26.0	Elena Delle Donne, Delaware	2012-13
4.	25.3	Elena Delle Donne, Delaware	2010-11
5.	24.6	Dawn Evans, JMU	2009-10
6.	<b>24.0</b>	<b>Precious Hall, James Madison</b>	<b>2016-17</b>
7.	23.8	Dawn Evans, JMU	2008-09
8.	23.5	Gabriela Marginean, Drexel	2009-10
9.	23.3	Gabriela Marginean, Drexel	2008-09
10.	23.2	Courtney Hurt, VCU	2010-11
11.	23.1	Dawn Evans, JMU	2010-11

## CAA WOMEN'S BASKETBALL CONTACT INFORMATION

	Contact	Office Phone	Email	The CAA on Twitter			
CAA	Kelly McCarthy	804-525-1430	kmccarthy@caasports.com	@CAASports	@CAABasketball	#CAAHoops	
CofC	Chris Chandler	843-953-5465	chandlercw@cofc.edu	@CofCAthletics	@CofCWBasketball	@CofC_CoachJacks	#CofC
Delaware	Maggie Hayon	302-831-6389	mhayon@udel.edu	@UDBluehens	@DelawareWBB	@UDCoachMartin	#BlueHens
Drexel	Sam Angell	215-895-6895	sea65@drexel.edu	@DrexelDragons	@DrexelWBB	@DeniseDillon	#Drexel
Elon	Andrew Wilson	336-278-6761	awilson26@elon.edu	@ElonPhoenix	@ElonWBBasketball	#PhoenixRising	
Hofstra	Amanda Ghysel	516-463-6759	Amanda.Ghysel@hofstra.edu	@HofstraPride	@HofstraWBB	@CoachKSteveskey	#Hofstra
JMU	Devon Howard	540-568-3701	howardbd@jmu.edu	@JMUSports	@JMUWBBasketball	@CoachOJMU	#JMUdukes
UNCW	Eric Rhew	910-962-3252	rhewe@uncw.edu	@UNCWathletics	@UNCWwomenshoops	@HC_AdeHarris	#UNCW
NU	Mike Skovan	617-373-2691	m.skovan@neu.edu	@GoNUAthletics	@GoNUwbbasketball	#GoNU	
Towson	Megan O'Brien	410-704-4972	mobrien@towson.edu	@TowsonTigers	@Towson_WBB	#Towson	
W&M	Andrew Phillips	757-221-3344	atphillips01@wm.edu	@TribeAthletics	@TribeWBB	#RisingTribe	

## MEDIA SERVICES

## CAA RELEASE

The CAA women's basketball release is updated following each day that games are played. CAA standings, team-by-team results, notes, and any statistics will be updated as often as needed based upon the schedule of play. The release will be available via [CAASports.com](http://CAASports.com). For more information, contact Kelly McCarthy at [kmccarthy@caasports.com](mailto:kmccarthy@caasports.com).

## CAA WEEKLY AWARDS

The CAA names a Player of the Week and a Rookie of the Week each Monday morning during the season. Winners are chosen from the nominations provided by the conference sports information directors. The information will be available from the CAA office via release, social media, and on the official league website.

## CAASPORTS.COM

The official website of the Colonial Athletic Association. Visit CAA Basketball Media Central for all of your team info research and check out CAA Basketball Game Day for all your immediate links to live stats, live audio, webstreaming, and final results and recaps.

## CAASTATS.COM

[CAASports.com](http://CAASports.com) is the on-the-go source for CAA scores throughout the regular and postseason. Accessible from any internet connected device, CAAStats.com will include live stat information for every "statistic-centric" home competition.

## CAA.TV &amp; ROKU

Just in time for the 2016-17 season, CAA.TV, the league's free digital portal, can be accessed on Roku as well as any internet connected device. CAA.tv gives fans access to nearly every live event being contested across the conference. CAA.TV also features rich live stat functionality for nearly every game in the CAA, as well as social media integration which will allow fans to be connected across the conference while watching all the action. Games may be subject to online blackout.

## CAA ON THE AIRWAVES

The CAA's television partner, the **American Sports Network (ASN)** will televise five women's contests on affiliate stations throughout the nation during the regular season. ASN is a programming initiative of Sinclair Networks Group, Sinclair Broadcast Group includes 164 television stations and affiliations with all the major networks and reaches approximately 38.2 percent of U.S. television households. Comcast SportsNet will once again televise the semifinals and finals of the CAA Women's Basketball Championship. Comcast Sports Group consists of 11 regional networks that deliver 2,400 sporting events annually to 43 million homes.

## CAA SOCIAL

There are a variety of ways fans and media can interact with the CAA.

## Twitter.com/CAABasketball

Discover what is happening right now and use **#CAAHoops**

## Instagram/CAASports

Tag your photos with **#CAAHoops**

## Snapchat/caasports

A behind-the-scenes look at the CAA

## Facebook.com/CAASports

Keep up with all CAA releases and videos right on your home page.

## YouTube.com/CAASportsProductions

Watch highlights, recaps, promos, and more.

## CAA WBB TV SCHEDULE

11/11	Elon at Green Bay	8:00 PM
11/13	Northeastern at Canisius	7:00 PM
11/14	Hofstra at Stony Brook	7:00 PM
11/15	James Madison at Liberty	5:00 PM
11/16	Drexel at Vanderbilt	8:00 PM
11/19	Charleston at NC State	7:00 PM
11/20	James Madison at Florida State	2:00 PM
	UNCW at Georgia State	2:00 PM
11/22	William & Mary at USC Upstate	7:00 PM
12/4	Hofstra at Buffalo	12:00 PM
	Elon at North Carolina	5:30 PM
12/6	Towson at Maryland	7:00 PM
12/6	Northeastern at Maine	7:00 PM
12/8	Elon at Duke	7:00 PM
12/11	UNCW at NC State	2:00 PM
12/16	Charleston at Louisville	7:00 PM
12/17	Elon at East Tennessee State	2:00 PM
12/18	Northeastern at Michigan State	12:00 PM
12/21	James Madison at St. John's	11:00 AM
12/22	Elon at Georgia State	1:00 PM
12/29	UNCW at Tennessee	7:00 PM
1/15	Drexel at Elon	3:00 PM
2/12	Elon at James Madison	3:00 PM
	Hofstra at Delaware	5:00 PM
2/19	Delaware at Drexel	3:00 PM
2/26	William & Mary at James Madison	5:00 PM
3/10	CAA Women's Championship Semifinal	4:30 PM
	CAA Women's Championship Semifinal	7:00 PM
3/11	CAA Women's Championship Game	7:00 PM

## CAA VS. NON-CONFERENCE

<i>CAA vs. All Non-Conference</i>	<b>66-46</b>
CAA vs. ACC	2-8
CAA vs. American	1-2
CAA vs. America East	3-3
CAA vs. A-10	11-1
CAA vs. Atlantic Sun	0-1
CAA vs. Big 12	0-0
CAA vs. Big East	0-5
CAA vs. Big Sky	2-1
CAA vs. Big South	3-0
CAA vs. Big Ten	3-5
CAA vs. Big West	1-0
CAA vs. C-USA	1-2
CAA vs. Horizon League	0-2
CAA vs. Ivy League	4-0
CAA vs. MAAC	4-2
CAA vs. MAC	2-1
CAA vs. MEAC	8-0
CAA vs. Missouri Valley	0-1
CAA vs. Mountain West	0-0
CAA vs. Northeast	4-0
CAA vs. Ohio Valley	0-0
CAA vs. Pac-12	0-1
CAA vs. Patriot League	7-4
CAA vs. SEC	0-3
CAA vs. Southern	2-1
CAA vs. Southland	0-0
CAA vs. Summit	1-0
CAA vs. Sun Belt	3-1
CAA vs. SWAC	0-0
CAA vs. West Coast	0-1
CAA vs. WAC	0-0
CAA vs. Independent	0-0
CAA vs. Non-Division I	2-0

## 2016-17 PREDICTED ORDER OF FINISH

1. James Madison	76 (7)
2. Elon	70 (2)
3. Drexel	68 (1)
4. Hofstra	49
T-5. Delaware	47
T-5. William & Mary	47
7. Northeastern	41
8. College of Charleston	19
9. UNCW	17
10. Towson	16

## PRESEASON ALL-CAA FIRST TEAM

Breanna Bolden, CofC	Sr.	G/F
Shay Burnett, Elon	Jr.	G
Sarah Curran, Drexel	Sr.	F
Ashunae Durant, Hofstra	Jr.	F
Precious Hall, JMU	R-Sr.	G

## PRESEASON ALL-CAA SECOND TEAM

Raven Bankston, Towson	Sr.	G
Erika Brown, Delaware	Jr.	G
Da'Lishia Griffin, JMU	Sr.	F
Alexandra Masaquel, W&M	Sr.	F
Marlena Tremba, W&M	Sr.	G

## PRESEASON HONORABLE MENTION

Kayla Cooper-Williams, JMU	So.	C
Jess Genco, Northeastern	So.	G
Jessica Pellechio, Drexel	Sr.	G
Abby Rendle, W&M	Jr.	C
Jenifer Rhodes, Elon	Sr.	F
Jasmine Steele, UNCW	R-Sr.	G

## PRESEASON PLAYER OF THE YEAR

Precious Hall, James Madison

COLLEGE OF CHARLESTON  
8-14 Overall/5-6 CAA

- Prior to seeding the 2017 CAA Women's Basketball Championship, Charleston have two less wins and two additional losses due to sanctions imposed for using improper basketballs.
- CofC recorded the fourth-highest offensive output in the program's DI history with 95 points in the victory against Winthrop.
- The Cougars were picked to finish eighth in the 2015-16 CAA Preseason Poll.
- Senior guard **Breanna Bolden** was a 2016-17 Preseason All-CAA First Team selection.
- Bolden became the Cougars career steals leader after swiping eight in the season opener against Charlotte. Bolden also became the Cougars career scoring leader against Hofstra on January 27.
- CofC returns three starters from 2015-16.
- The Cougars went 11-20 (5-13 CAA) last season after going 5-25 (3-15 CAA) during Head Coach Candice M. Jackson's first season at the helm.
- CofC fell in the quarterfinals of the 2015 CAA Championship to James Madison, 53-50.

## 2016-17 SCHEDULE &amp; RESULTS

N 13	CHARLOTTE	L, 49-62
N 16	at Winthrop	W, 95-64
N 19	at NC State	L, 47-91
N 22	VIRGINIA TECH	L, 61-71
N 27	at Appalachian State	W, 65-62
N 30	NORTH FLORIDA	L, 47-70
D 04	at Houston	L, 63-79
D 16	at <del>vs</del> Louisville	L, 58-86
D 18	at Western Kentucky	L, 76-89
D 20	COASTAL CAROLINA	L, 72-79
D 22	at Charleston Southern	W, 79-76
J 02	at Elon*	L, 57-70
J 06	WILLIAM & MARY*	W, 70-60
J 08	UNCW*	W, 76-37
J 13	ELON*	L, 56-84
J 15	at Towson*	L, 59-61
J 20	at Drexel*	L, 57-70
J 22	at Delaware*	L, 66-71
J 27	HOFSTRA*	W, 77-51
J 29	at UNCW*	L, 61-67
F 03	DREXEL*	W, 79-75
F 05	TOWSON*	W, 59-54
F 10	at Hofstra*	7:00 p.m.
F 12	at Northeastern*	2:00 p.m.
F 17	at William & Mary*	7:00 p.m.
F 19	JAMES MADISON*	2:00 p.m.
F 24	NORTHEASTERN*	6:30 p.m.
F 26	DELAWARE*	2:00 p.m.
M 01	at James Madison*	7:00 p.m.

\* CAA Contest

DELAWARE  
13-9 Overall/7-4 CAA

- The Blue Hens got off to a 4-0 start for the first time in seven seasons.
- Delaware held St. Bonaventure to 10 points in the first half and to just 40 for the game on November. It was the lowest allowed by Delaware since a 70-38 win over Georgia State on January 31, 2013.
- The Blue Hens were tied for fifth in the 2016-17 CAA Preseason Poll.
- Senior guard Erika Brown was a 2016-17 Preseason All-CAA Second Team selection.
- UD returns four starters from 2015-16.
- The Blue Hens went 16-15 (10-8 CAA) during 2015-16.
- UD advanced to the semifinals of the 2015 CAA Championship but fell to James Madison, 68-47.

## 2016-17 SCHEDULE &amp; RESULTS

N 13	GEORGE MASON	W, 67-51
N 16	at American	W, 56-55 (OT)
N 19	ST. BONAVENTURE	W, 43-40
N 22	PRINCETON	W, 66-62
N 25	vs. <sup>23/23</sup> Michigan State	L, 64-81
	(CSUN Thanksgiving Tournament)	
N 26	vs. Detroit Mercy	L, 64-66
	(CSUN Thanksgiving Tournament)	
D 01	ROBERT MORRIS	W, 67-65
D 04	GEORGETOWN	L, 46-64
D 07	at Loyola	W, 47-45
D 11	ARMY WEST POINT	L, 47-61
D 21	HARTFORD	L, 66-67
J 02	WILLIAM & MARY*	L, 49-60
J 06	at UNCW*	W, 63-52
J 08	at Elon*	L, 42-69
J 13	JAMES MADISON*	L, 51-66
J 15	at Hofstra*	W, 73-56
J 20	NORTHEASTERN*	W, 65-53
J 22	CHARLESTON*	W, 71-66
J 27	at William & Mary*	W, 68-54
J 29	at Towson*	W, 73-67
F 03	UNCW*	W, 57-40
F 05	DREXEL*	L, 44-54
F 10	at James Madison*	7:00 p.m.
F 12	HOFSTRA*	5:00 p.m.
F 17	at Northeastern*	7:00 p.m.
F 19	at Drexel*	3:00 p.m.
F 24	Elon*	7:00 p.m.
F 26	at Charleston*	2:00 p.m.
M 01	TOWSON*	7:00 p.m.

\* CAA Contest

**DREXEL**  
 16-6 Overall/7-4 CAA


- At 12-3, the Dragons got off to its best 15-game start in program history.
- The Dragons had a perfect month of December, going 6-0, including four road victories. It was the Dragons' first undefeated month during the regular season since going 5-0 in November to start the 2010-11 season.
- Drexel's 62-61 win over No. 11 Syracuse on November 21 was the Dragons' first over a ranked opponent since January 3, 2010 when Drexel defeated No. 25 James Madison and their first-ever over an ACC opponent.
- Prior to the season, guard **Meghan Creighton** was named to the Nancy Lieberman Award Watch List which recognizes the top point guards in the nation.
- The Dragons were picked to finish third in the 2016-17 CAA Preseason Poll.
- Senior forward **Sarah Curran** was a 2015-16 Preseason All-CAA First Team selection.
- Senior guard **Jessica Pellechio** was a 2015-16 Preseason Honorable Mention.
- Drexel returns three starters from 2015-16.
- The Dragons went 19-14 (13-5 CAA) during 2015-16.
- As a No. 2 seed, Drexel advanced to the finals 2016 CAA Championship, falling to James Madison, 60-46.
- Drexel earned the CAA's automatic bid to the WNIT, falling to Temple, 74-66, in the first round.

**2016-17 SCHEDULE & RESULTS**

N 11	PENN STATE	W, 83-60.
N 13	DELAWARE STATE	W, 69-44.
N 16	at Vanderbilt	L, 63-73.
N 21	11/16 SYRACUSE	W, 62-61
N 27	at Bucknell	L, 66-78
D 03	at Cornell	W, 63-53
D 13	NIAGARA	W, 69-57.
D 18	SAINT JOSEPH'S	W, 60-49.
D 21	at Lafayette	W, 81-39
D 27	vs. George Mason	W, 82-71.
(FIU Holiday Tournament)		
D 28	vs. UMass	W, 65-47.
(FIU Holiday Tournament)		
J 02	TOWSON*	W, 58-48.
J 06	ELON*	L, 45-48.
J 08	at Northeastern*	W, 63-33
J 13	at UNCW*	W, 71-38.
J 15	at Elon*	L, 65-75
J 20	CHARLESTON*	W, 70-57
J 22	HOFSTRA*	W, 65-43.
J 27	at James Madison*	L, 47-54
J 29	NORTHEASTERN*	W, 74-51
F 03	at Charleston*	L, 75-79
F 05	at Delaware*	W, 54-44
F 10	WILLIAM & MARY*	7:00 p.m.
F 12	UNCW*	1:00 p.m.
F 17	at Towson*	7:00 p.m.
F 19	DELAWARE*	3:00 p.m.
F 24	JAMES MADISON*	7:00 p.m.
F 26	at Hofstra*	2:00 p.m.
M 01	at William & Mary*	2:00 p.m.

\* CAA Contest

**ELON**  
 18-5 Overall/10-1 CAA


- At 18-5 this season, Elon's winning percentage is its best through 21 games as a D-I program. It's 10-1 league record is also a program best.
- Elon's 5-0 start to conference play was the best start to a CAA season for Elon to date. Elon's best start to conference play as a Division I team came during the 2001-02 season as a member of the Big South when it opened at 6-0.
- Elon's 48 points against Drexel was the fewest in a win since scoring 44 points in a 44-43 win over Samford on March 2, 2014.
- Elon senior guard **Maddie McCallie**, became just the third player in NCAA women's basketball history to play a game against her mother on December 8. Maddie's mother is Duke head coach Joanne P. McCallie.
- Elon hosted Wake Forest for the first visit by an ACC opponent in its NCAA Division I history.
- The Phoenix was picked to finish second in the 2016-17 CAA Preseason Poll.
- Junior guard **Shay Burnett** was a 2016-17 Preseason All-CAA First Team selection.
- Elon returns four starters from 2015-16.
- The Phoenix went 18-13 (11-7 CAA) during their second season as a CAA member.
- As a No. 4 seed, Elon advanced to the quarterfinals of the 2016 CAA Championship, falling to Delaware, 57-50.
- Elon earned its second-straight bid to the WNIT but fell at Virginia Tech, 68-59, in the opener.

**2016-17 SCHEDULE & RESULTS**

N 11	at Green Bay	L, 53-74
(Preseason WNIT)		
N 14	RUTGERS	W, 66-54
N 18	Eastern Washington	W, 76-55
(Preseason WNIT)		
N 19	vs. Central Michigan	W, 71-57
(Preseason WNIT)		
N 22	BUCKNELL	W, 64-58
N 26	WAKE FOREST	L, 68-78
D 04	at North Carolina	L, 73-78
D 08	at 21/21 Duke	L, 61-68
D 17	at East Tennessee State	W, 79-51
D 21	vs. Akron	W, 65-62
(Georgia State Holiday Classic)		
D 22	at Georgia State	W, 84-67
(Georgia State Holiday Classic)		
D 28	KING	W, 93-47
J 02	CHARLESTON*	W, 70-57
J 06	at Drexel*	W, 48-45
J 08	DELAWARE*	W, 69-42
J 13	at Charleston*	W, 84-56
J 15	DREXEL*	W, 75-65
J 20	JAMES MADISON*	L, 70-76
J 22	at William & Mary*	W, 60-58
J 27	at Northeastern*	W, 76-65
J 29	at Hofstra*	W, 64-53
F 03	TOWSON*	W, 83-55
F 05	at UNCW*	W, 66-56
F 10	NORTHEASTERN*	7:00 p.m.
F 12	at James Madison*	3:00 p.m.
F 16	HOFSTRA*	7:00 p.m.
F 19	WILLIAM & MARY*	2:00 p.m.
F 24	at Delaware*	7:00 p.m.
F 26	at Towson*	2:00 p.m.
M 01	UNCW*	7:00 p.m.

\* CAA Contest

**HOFSTRA**  
 9-12 Overall/2-8 CAA


- The Pride was picked to finish fourth in the 2015-16 CAA Preseason Poll.
- Junior forward **Ashunae Durant** was a 2015-16 Preseason All-CAA First Team selection.
- Hofstra returns two starters from 2015-16.
- The Pride went 25-9 (13-5 CAA) in 2015-16.
- As a No. 3 seed, Hofstra was upset in the quarterfinals of the 2016 CAA Championship, falling to Northeastern, 65-54.
- The Pride earned an at-large bid to the WNIT and advanced all the way to the quarterfinals but fell to FGCU, 61-46.

**2016-17 SCHEDULE & RESULTS**

N 11	MARIST	W, 62-42
N 14	at Stony Brook	W, 67-64
N 18	at Navy	L, 69-78
N 22	DELAWARE STATE	W, 64-44
N 25	at Sacramento State	L, 85-97
N 27	at UC Davis	W, 64-60
D 04	at Buffalo	L, 50-74
D 07	UMASS	W, 71-55
D 10	AMERICAN	W, 72-67 (OT)
D 22	at Saint Joseph's	W, 75-64
D 30	HARTFORD	L, 67-69 (OT)
J 02	NORTHEASTERN*	L, 51-53 (OT)
J 06	at James Madison*	L, 57-93
J 08	at William & Mary*	PPD
J 13	at Towson*	W, 70-61
J 15	DELAWARE*	L, 56-73
J 20	UNCW*	L, 54-56 (OT)
J 22	at Drexel*	L, 43-65
J 27	at Charleston*	L, 51-77
J 29	ELON*	L, 53-64
F 03	JAMES MADISON*	L, 50-61
F 05	WILLIAM & MARY*	W, 64-61
J 08	at William & Mary*	7:00 p.m.
F 10	CHARLESTON*	7:00 p.m.
F 12	at Delaware*	5:00 p.m.
F 16	at Elon*	7:00 p.m.
F 19	at UNCW*	2:00 p.m.
F 24	TOWSON*	7:00 p.m.
F 26	DREXEL*	2:00 p.m.
M 01	at Northeastern*	7:00 p.m.

\* CAA Contest



**JAMES MADISON**  
 16-6 Overall/9-2 CAA


- The Dukes announced that Preseason All-CAA selection Da'Lishia Griffin left the program to pursue other opportunities. Griffin's final game with the Dukes was on December 5.
- James Madison announced the sophomore center Kayla Cooper-Williams will miss all of 2016-17 season with a torn ACL which she sustained during an exhibition game.
- The Dukes secured their third-straight CAA Regular Season Championship and captured their third-straight CAA Championship crown in 2015-16.
- James Madison is under the direction of first-year Head Coach Sean O'Regan, who replaces Kenny Brooks after his left for Virginia Tech.
- The Dukes were picked to four-peat as CAA Champions in the 2016-17 CAA Preseason Poll.
- After missing all of last season with a knee injury, redshirt-senior guard Precious Hall was named the 2016-17 CAA Preseason Player of the Year and a Preseason All-CAA First Teamer.
- Sophomore center and reigning CAA Rookie of the Year Kayla Cooper-Williams was a 2015-16 Preseason All-CAA honorable mention.
- JMU returns one starter from the 2015-16 squad that went 27-6 overall and 17-1 in CAA play.

**2016-17 SCHEDULE & RESULTS**

N 11	TENNESSEE	L, 69-81
N 13	ST. FRANCIS BROOKLYN	W, 83-57
N 15	at Liberty	W, 62-48
N 20	at Florida State	L, 64-84
N 24	vs. Idaho State	W, 83-53
<i>(Cancun Challenge)</i>		
N 25	vs. Iowa	L, 75-90
<i>(Cancun Challenge)</i>		
D 02	HAMPTON	W, 71-50
D 05	at Rutgers	W, 82-76 (2OT)
D 21	at St. John's	L, 63-74
D 28	at Saint Joseph's	W, 85-72
D 31	WAKE FOREST	W, 83-76
J 02	UNCW*	W, 73-51
J 06	HOFSTRA*	W, 93-57
J 08	at Towson*	L, 51-54
J 13	at Delaware*	W, 66-51
J 15	NORTHEASTERN*	W, 74-54
J 20	at Elon*	W, 76-70
J 22	TOWSON*	L, 55-60
J 27	DREXEL*	W, 54-47
J 29	at William & Mary*	W, 79-64
F 03	at Hofstra*	W, 61-50
F 05	at Northeastern*	W, 67-49
F 10	DELAWARE*	7:00 p.m.
F 12	ELON*	3:00 p.m.
F 17	at UNCW*	7:00 p.m.
F 19	at Charleston*	2:00 p.m.
F 24	at Drexel*	7:00 p.m.
F 26	WILLIAM & MARY*	5:00 p.m.
M 01	CHARLESTON	7:00 p.m.

\* CAA Contest

**UNCW**  
 8-14 Overall/3-8 CAA


- Prior to seeding the 2017 CAA Women's Basketball Championship, UNCW will have one additional win and one less loss on their conference records after CofC used an improper basketball during their game on January 8.
- Senior **Amber Reeves** was selected for the WBCA So You Want To Be A Coach program.
- The Seahawks were picked to finish ninth in the 2015-16 CAA Preseason Poll.
- Redshirt senior guard Jasmine Steele was a 2016-17 Preseason Honorable Mention.
- UNCW returns four starters from 2015-16.
- The Seahawks went 7-23 (3-15 CAA) during 2015-16

**2016-17 SCHEDULE & RESULTS**

N 11	NORFOLK STATE	W, 64-56
N 16	at East Carolina	L, 65-75
N 20	at Georgia State	W, 72-66
N 26	PROVIDENCE	L, 49-65
<i>(UNCW Hampton Inn Thanksgiving Classic)</i>		
N 27	LA SALLE	L, 48-64
<i>(UNCW Hampton Inn Thanksgiving Classic)</i>		
N 30	at Davidson	W, 67-58
D 11	at NC State	L, 54-87
D 15	FURMAN	W, 56-52
D 17	WOFFORD	L, 67-71
D 19	CATAWBA	W, 91-65
D 29	at Tennessee	L, 54-90
J 02	at James Madison*	L, 51-73
J 06	DELAWARE*	L, 52-63
J 08	at Charleston*	L, 37-76
J 13	DREXEL*	L, 38-71
J 15	WILLIAM & MARY*	L, 43-57
J 20	at Hofstra*	W, 56-54 (OT)
J 22	at Northeastern*	L, 47-55
J 27	TOWSON*	W, 59-56
J 29	CHARLESTON*	W, 67-61
F 03	at Delaware*	L, 60-57
F 05	ELON*	L, 56-66
F 10	at Towson*	7:00 p.m.
F 12	at Drexel*	1:00 p.m.
F 17	JAMES MADISON*	7:00 p.m.
F 19	HOFSTRA*	1:00 p.m.
F 24	at William & Mary*	7:00 p.m.
F 26	NORTHEASTERN*	2:00 p.m.
M 01	at Elon*	7:00 p.m.

\* CAA Contest

**NORTHEASTERN**  
 7-16 Overall/3-8 CAA


- The Huskies opened CAA play with a 4-0 mark.
- During her second season at the helm, Head Coach **Kelly Cole** guided Northeastern to an 11-win turnaround overall and an eight-win turnaround in the CAA. The Huskies went 15-16 (9-9 CAA) in 2015-16.
- The Huskies were picked to finish seventh in the 2016-17 CAA Preseason Poll.
- Sophomore guard **Jess Genco** was a 2016-17 Preseason Honorable Mention.
- NU returns three starters from 2015-16.
- As the No. 6 seed, the Huskies advanced to the semifinals of the 2016 CAA Championship, but fell to Drexel, 58-49.

**2016-17 SCHEDULE & RESULTS**

N 11	BOSTON UNIVERSITY	W, 78-59
N 13	at Canisius	W, 83-59
N 18	SAINT MARY'S	L, 53-77
N 20	at Quinnipiac	L, 59-76
N 24	vs. <sup>11/11</sup> Stanford	L, 45-74
<i>(Cancun Challenge)</i>		
N 25	vs. Purdue	L, 54-79
<i>(Cancun Challenge)</i>		
N 26	vs. Wichita State	L, 73-87
<i>(Cancun Challenge)</i>		
D 01	NEW HAMPSHIRE	L, 63-66 (OT)
D 07	at Maine	L, 49-68
D 18	at RV/RV Michigan State	L, 44-78
D 20	at Denver	W, 72-69
D 28	SIENA	W, 61-50
J 02	at Hofstra*	W, 53-51 (OT)
J 06	TOWSON*	W, 72-64
J 08	DREXEL*	L, 33-63
J 13	at William & Mary*	L, 58-60
J 15	at James Madison*	L, 54-74
J 20	at Delaware*	L, 53-65
J 22	UNCW*	W, 55-47
J 27	ELON*	L, 65-76
J 29	at Drexel*	L, 51-74
F 03	WILLIAM & MARY*	L, 54-68
F 05	JAMES MADISON*	L, 49-67
F 10	at Elon*	7:00 p.m.
F 12	CHARLESTON*	2:00 p.m.
F 17	DELAWARE*	7:00 p.m.
F 19	at Towson*	2:00 p.m.
F 24	at Charleston*	6:30 p.m.
F 26	at UNCW*	2:00 p.m.
M 01	HOFSTRA	7:00 p.m.

\* CAA Contest

## TOWSON

11-11 Overall/4-7 CAA



- The Tigers swept James Madison this season, making them the first team since the 2012-13 Blue Hens to do so. Towson also picked up its first-ever win in Harrisonburg.
- Towson topped Norfolk State on December 29 to match their win total from a year ago. Last year, the Tigers didn't earn their seventh win of the season until March 9 in the CAA Tournament.
- Towson started the year at 5-0, the program's best start since the 2008-09 team opened the year with five straight victories.
- The Tigers wrapped up non-conference play above .500 and its most league wins since the 2011-12 squad went 9-3. The seven wins were the most under Head Coach **Niki Reid Geckeler**.
- With Lil Wayne performing on November 19 in SECU Arena, Towson hosted Cornell at the Towson Center, the first official basketball competition in the Arena since March 3, 2013.
- Towson held Wagner to 40 points on November 17. It was the lowest point total that the Tigers held an opponent to since 2009.
- Towson dropped in 90 points in the season-opener against UMass Lowell. It was the most points scored by the Tigers since 2003-04.
- The Tigers were picked to finish tenth in the 2016-17 CAA Preseason Poll. Senior guard **Raven Bankston** was a 2016-17 Preseason All-CAA Second Team selection.
- Towson returns four starters from 2015-16 and a team that went 7-24 (3-15 CAA).
- As a No. 10 seed, Towson advanced to the quarterfinals of the 2016 CAA Championship, falling to Drexel, 71-54.

## 2016-17 SCHEDULE &amp; RESULTS

N 11	UMass Lowell	W, 90-56
N 17	at Wagner	W, 69-40
N 19	CORNELL	W, 68-63
N 22	at UMBC	W, 59-48
N 27	GEORGE MASON	W, 79-75
N 30	GEORGETOWN	L, 59-75
D 03	COPPIN STATE	W, 69-65
D 06	at <sup>44</sup> /4 Maryland	L, 63-97
D 08	at Colgate	L, 71-76
D 11	RIDER	L, 75-79
D 29	NORFOLK STATE	W, 61-58
J 02	at Drexel*	L, 48-58
J 06	at Northeastern*	L, 64-72
J 08	JAMES MADISON*	W, 54-51
J 13	HOFSTRA*	L, 61-70
J 15	CHARLESTON*	W, 61-59
J 20	WILLIAM & MARY*	W, 64-60
J 22	at James Madison*	W, 60-55
J 27	at UNCW*	L, 56-59
J 29	DELAWARE*	L, 67-73
F 03	at Elon*	L, 55-83
F 05	at Charleston*	L, 54-59
F 10	UNCW*	7:00 p.m.
F 12	at William & Mary*	2:00 p.m.
F 17	DREXEL*	7:00 p.m.
F 19	NORTHEASTERN*	2:00 p.m.
F 24	at Hofstra*	7:00 p.m.
F 26	ELON*	2:00 p.m.
M 01	at Delaware*	7:00 p.m.

\* CAA Contest

## WILLIAM &amp; MARY

14-7 Overall/4-6 CAA



- Prior to seeding the 2017 CAA Women's Basketball Championship, William & Mary will have one additional win and one less loss on their conference records after CofC used an improper basketball during their game on January 6-.
- William & Mary's 11-game winning streak set the program record.
- The Tribe blocked 13 shots against Mount St. Mary's on December 18 and 13 against East Carolina 10 days later.
- William & Mary wrapped up non-league play with a 10-1 record, setting the program record for wins. Last season, the Tribe set the program's best start when they opened the campaign 12-2.
- William & Mary has 13 road games in 2016-17.
- The Tribe was tied for fifth in the 2016-17 CAA Preseason Poll.
- Senior guard **Marlena Tremba** and senior forward **Alexandra Masaquel** were a 2016-17 Preseason All-CAA Second Team selections.
- Junior center **Abby Rendle** was a 2016-17 Preseason All-CAA Honorable Mention.
- W&M returns all five starters from 2015-16.
- The Tribe went 15-15 (6-12) in 2015-16.

## 2016-17 SCHEDULE &amp; RESULTS

N 13	ST. JOHN'S	L, 57-73.
N 18	RICHMOND	W, 67-39.
N 20	at Old Dominion	W, 69-58.
N 22	at South Carolina Upstate	W, 49-46
N 28	DELAWARE STATE	W, 82-48
D 01	DARTMOUTH	W, 63-50
D 03	at American	W, 48-34
D 15	at Norfolk State	W, 65-52
D 18	MOUNT ST. MARY'S	W, 68-46.
D 20	ST. FRANCIS (PA.)	W, 73-60
D 28	EAST CAROLINA	W, 82-72.
J 02	at Delaware*	W, 60-49
J 06	at Charleston*	L, 60-70.
J 08	HOFSTRA*	PPD
J 13	NORTHEASTERN*	W, 60-58.
J 15	at UNCW*	W, 57-43.
J 20	at Towson*	L, 60-64
J 22	ELON*	L, 58-60.
J 27	DELAWARE*	L, 54-68
J 29	JAMES MADISON*	L, 64-79
F 03	at Northeastern*	W, 68-54
F 05	at Hofstra*	L, 61-64
F 07	HOFSTRA*	7:00 p.m.
F 10	at Drexel*	2:00 p.m.
F 12	TOWSON*	2:00 p.m.
F 17	CHARLESTON*	7:00 p.m.
F 19	at Elon*	2:00 p.m.
F 24	UNCW*	7:00 p.m.
F 26	at James Madison*	5:00 p.m.
M 01	DREXEL*	7:00 p.m.

\* CAA Contest



2016-17 Colonial Athletic Association  
CONFERENCE BASKETBALL STATISTICS  
Through games of Feb 05, 2017 (All games)



SCORING OFFENSE	G	W-L	Pts	Avg/G
1. James Madison	22	16-6	1569	71.3
2. Elon	23	18-5	1621	70.5
3. Drexel	22	16-6	1450	65.9
4. COFC	22	8-14	1423	64.7
5. Towson	22	11-11	1407	64.0
6. William & Mary	21	14-7	1325	63.1
7. Hofstra	21	9-12	1299	61.9
8. Delaware	22	13-9	1289	58.6
9. Northeastern	23	7-16	1331	57.9
10. UNCW	22	8-14	1233	56.0

SCORING DEFENSE	G	Pts	Avg/G
1. Drexel	22	1202	54.6
2. William & Mary	21	1187	56.5
3. Delaware	22	1284	58.4
4. Elon	23	1374	59.7
5. James Madison	22	1368	62.2
6. Towson	22	1431	65.0
7. UNCW	22	1437	65.3
8. Hofstra	21	1372	65.3
9. Northeastern	23	1551	67.4
10. COFC	22	1523	69.2

SCORING MARGIN	G	Offense	Defense	Margin
1. Drexel	22	65.9	54.6	+11.3
2. Elon	23	70.5	59.7	+10.7
3. James Madison	22	71.3	62.2	+9.1
4. William & Mary	21	63.1	56.5	+6.6
5. Delaware	22	58.6	58.4	+0.2
6. Towson	22	64.0	65.0	-1.1
7. Hofstra	21	61.9	65.3	-3.5
8. COFC	22	64.7	69.2	-4.5
9. UNCW	22	56.0	65.3	-9.3
10. Northeastern	23	57.9	67.4	-9.6

FREE THROW PCT	G	FTM	FTA	Pct.
1. Drexel	22	240	314	.764
2. Delaware	22	300	395	.759
3. James Madison	22	308	427	.721
4. William & Mary	21	196	281	.698
5. Towson	22	297	430	.691
6. Northeastern	23	237	355	.668
7. COFC	22	212	326	.650
8. Hofstra	21	226	354	.638
9. UNCW	22	222	348	.638
10. Elon	23	286	466	.614

FIELD GOAL PERCENTAGE	G	FGM	FGA	Pct.
1. Elon	23	602	1421	.424
2. William & Mary	21	512	1218	.420
3. Drexel	22	507	1238	.410
4. James Madison	22	558	1385	.403
5. COFC	22	550	1377	.399
6. Towson	22	511	1297	.394
7. Delaware	22	451	1165	.387
8. UNCW	22	447	1246	.359
9. Hofstra	21	470	1315	.357
10. Northeastern	23	473	1347	.351

FIELD GOAL PCT DEFENSE	G	FGM	FGA	Pct.
1. James Madison	22	470	1306	.360
2. Elon	23	466	1286	.362
3. William & Mary	21	431	1141	.378
4. Delaware	22	495	1285	.385
5. Drexel	22	432	1114	.388
6. Towson	22	496	1254	.396
7. COFC	22	553	1383	.400
8. Hofstra	21	513	1232	.416
9. UNCW	22	555	1323	.420
10. Northeastern	23	574	1339	.429

3-POINT FG PCT	G	3FGM	3FGA	Pct.
1. Drexel	22	196	550	.356
2. Delaware	22	87	257	.339
3. William & Mary	21	105	319	.329
4. Elon	23	131	408	.321
5. James Madison	22	145	458	.317
6. COFC	22	111	360	.308
7. Northeastern	23	148	481	.308
8. Towson	22	88	298	.295
9. UNCW	22	117	407	.287
10. Hofstra	21	133	466	.285

3-POINT FG PCT DEFENSE	G	3FGM	3FGA	Pct.
1. James Madison	22	122	434	.281
2. Elon	23	119	412	.289
3. William & Mary	21	95	324	.293
4. COFC	22	139	464	.300
5. Drexel	22	108	351	.308
6. Hofstra	21	116	362	.320
7. Delaware	22	129	401	.322
8. Northeastern	23	157	477	.329
9. UNCW	22	132	376	.351
10. Towson	22	150	424	.354

REBOUNDING OFFENSE	G	Rebounds	Avg/G
1. James Madison	22	944	42.9
2. Elon	23	964	41.9
3. Hofstra	21	859	40.9
4. COFC	22	868	39.5
5. UNCW	22	829	37.7
6. Northeastern	23	857	37.3
7. Towson	22	815	37.0
8. Delaware	22	792	36.0
9. William & Mary	21	733	34.9
10. Drexel	22	705	32.0

REBOUNDING DEFENSE	G	Rebounds	Avg/G
1. Elon	23	814	35.4
2. Drexel	22	783	35.6
3. Delaware	22	787	35.8
4. William & Mary	21	775	36.9
5. James Madison	22	827	37.6
6. Towson	22	851	38.7
7. Northeastern	23	892	38.8
8. UNCW	22	857	39.0
9. Hofstra	21	826	39.3
10. COFC	22	903	41.0



2016-17 Colonial Athletic Association  
CONFERENCE BASKETBALL STATISTICS  
Through games of Feb 05, 2017 (All games)



REBOUNDING MARGIN	G	Team	Avg.	Opp.	Avg. Margin
1. Elon	23	964	41.9	814	35.4 +6.5
2. James Madison	22	944	42.9	827	37.6 +5.3
3. Hofstra	21	859	40.9	826	39.3 +1.6
4. Delaware	22	792	36.0	787	35.8 +0.2
5. UNCW	22	829	37.7	857	39.0 -1.3
6. Northeastern	23	857	37.3	892	38.8 -1.5
7. COFC	22	868	39.5	903	41.0 -1.6
8. Towson	22	815	37.0	851	38.7 -1.6
9. William & Mary	21	733	34.9	775	36.9 -2.0
10. Drexel	22	705	32.0	783	35.6 -3.5

BLOCKED SHOTS	G	No.	Avg/G
1. William & Mary	21	140	6.7
2. Elon	23	98	4.3
3. Delaware	22	86	3.9
4. Hofstra	21	74	3.5
5. James Madison	22	77	3.5
6. Towson	22	61	2.8
7. COFC	22	57	2.6
8. UNCW	22	52	2.4
9. Northeastern	23	40	1.7
10. Drexel	22	34	1.5

ASSISTS	G	No.	Avg/G
1. William & Mary	21	335	16.0
2. Drexel	22	330	15.0
3. COFC	22	322	14.6
4. Hofstra	21	303	14.4
5. Elon	23	312	13.6
6. James Madison	22	273	12.4
7. Northeastern	23	276	12.0
8. Towson	22	252	11.5
9. UNCW	22	248	11.3
Delaware	22	248	11.3

STEALS	G	No.	Avg/G
1. William & Mary	21	238	11.3
2. Towson	22	231	10.5
3. Drexel	22	210	9.5
4. COFC	22	203	9.2
5. Elon	23	184	8.0
6. James Madison	22	174	7.9
7. Hofstra	21	158	7.5
8. Delaware	22	148	6.7
9. Northeastern	23	140	6.1
10. UNCW	22	112	5.1

TURNOVER MARGIN	G	Team	Avg.	Opp.	Avg. Margin
1. Drexel	22	271	12.3	406	18.5 +6.1
2. William & Mary	21	299	14.2	385	18.3 +4.1
3. Towson	22	381	17.3	429	19.5 +2.2
4. James Madison	22	338	15.4	367	16.7 +1.3
5. Elon	23	344	15.0	371	16.1 +1.2
6. Hofstra	21	323	15.4	344	16.4 +1.0
7. COFC	22	393	17.9	383	17.4 -0.5
Delaware	22	313	14.2	303	13.8 -0.5
9. Northeastern	23	366	15.9	320	13.9 -2.0
10. UNCW	22	331	15.0	283	12.9 -2.2

ASSIST/TURNOVER RATIO	G	Ast.	Avg.	T/O	Avg.	Ratio
1. Drexel	22	330	15.0	271	12.3	1.2
2. William & Mary	21	335	16.0	299	14.2	1.1
3. Hofstra	21	303	14.4	323	15.4	0.9
4. Elon	23	312	13.6	344	15.0	0.9
5. COFC	22	322	14.6	393	17.9	0.8
6. James Madison	22	273	12.4	338	15.4	0.8
7. Delaware	22	248	11.3	313	14.2	0.8
8. Northeastern	23	276	12.0	366	15.9	0.8
9. UNCW	22	248	11.3	331	15.0	0.7
10. Towson	22	252	11.5	381	17.3	0.7

OFFENSIVE REBOUNDS	G	No.	Avg/G
1. Elon	23	366	15.9
2. James Madison	22	341	15.5
3. Hofstra	21	325	15.5
4. COFC	22	302	13.7
5. Northeastern	23	310	13.5
6. Towson	22	285	13.0
7. William & Mary	21	247	11.8
8. UNCW	22	252	11.5
9. Drexel	22	247	11.2
10. Delaware	22	241	11.0

DEFENSIVE REBOUNDS	G	No.	Avg/G
1. James Madison	22	603	27.4
2. UNCW	22	577	26.2
3. Elon	23	598	26.0
4. COFC	22	566	25.7
5. Hofstra	21	534	25.4
6. Delaware	22	551	25.0
7. Towson	22	530	24.1
8. Northeastern	23	547	23.8
9. William & Mary	21	486	23.1
10. Drexel	22	458	20.8

DEFENSIVE REB PCT.	G	D-Reb	Opp. OR	D-Reb%
1. UNCW	22	577	255	.694
2. Elon	23	598	276	.684
3. Hofstra	21	534	254	.678
4. James Madison	22	603	297	.670
5. Northeastern	23	547	270	.670
6. Delaware	22	551	272	.670
7. Towson	22	530	291	.646
8. William & Mary	21	486	275	.639
9. COFC	22	566	331	.631
10. Drexel	22	458	271	.628

OFFENSIVE REB PCT.	G	O-Reb	Opp. DR	O-Reb%
1. Elon	23	366	538	.405
2. James Madison	22	341	530	.392
3. Hofstra	21	325	572	.362
4. COFC	22	302	572	.346
5. Towson	22	285	560	.337
6. Northeastern	23	310	622	.333
7. William & Mary	21	247	500	.331
8. Drexel	22	247	512	.325
9. Delaware	22	241	515	.319
10. UNCW	22	252	602	.295





2016-17 Colonial Athletic Association  
CONFERENCE BASKETBALL STATISTICS  
Through games of Feb 05, 2017 (All games)



3-POINT FG MADE	G	No.	Avg/G
1. Drexel	22	196	8.9
2. James Madison	22	145	6.6
3. Northeastern	23	148	6.4
4. Hofstra	21	133	6.3
5. Elon	23	131	5.7
6. UNCW	22	117	5.3
7. COFC	22	111	5.0
8. William & Mary	21	105	5.0
9. Towson	22	88	4.0
10. Delaware	22	87	4.0



2016-17 Colonial Athletic Association  
CONFERENCE BASKETBALL STATISTICS  
Through games of Feb 05, 2017 (All games)



Team	Conference	Pct.	PF	PA	Overall	Pct.	PF	PA	Current unbeaten streak
Elon	10-1	.909	69.5	57.1	18-5	.783	70.5	59.7	Elon -- 5
James Madison	9-2	.818	68.1	55.2	16-6	.727	71.3	62.2	James Madison -- 4
Drexel	7-4	.636	62.5	51.8	16-6	.727	65.9	54.6	COFC -- 2
Delaware	7-4	.636	59.6	57.9	13-9	.591	58.6	58.4	Drexel -- 1
COFC	5-6	.455	64.6	64.0	8-14	.364	64.7	69.2	Hofstra -- 1
William & Mary	4-6	.400	60.2	60.9	14-7	.667	63.1	56.5	
Towson	4-7	.364	58.5	63.5	11-11	.500	64.0	65.0	
UNCW	3-8	.273	49.6	62.6	8-14	.364	56.0	65.3	
Northeastern	3-8	.273	54.3	64.5	7-16	.304	57.9	67.4	
Hofstra	2-8	.200	55.3	65.8	9-12	.429	61.9	65.3	

TEAM SUMMARIES	G	PF-PA	Avg score	Margin	FG-FGA	Pct.	3FG-FGA	Pct.	FT-FTA	Pct.	RebF	RebA	Margin
COFC	22	1423-1523	64.7-69.2	-4.5	550-1377	.399	111-360	.308	212-326	.650	868	903	-1.6
Delaware	22	1289-1284	58.6-58.4	+0.2	451-1165	.387	87-257	.339	300-395	.759	792	787	+0.2
Drexel	22	1450-1202	65.9-54.6	+11.3	507-1238	.410	196-550	.356	240-314	.764	705	783	-3.5
Elon	23	1621-1374	70.5-59.7	+10.7	602-1421	.424	131-408	.321	286-466	.614	964	814	+6.5
Hofstra	21	1299-1372	61.9-65.3	-3.5	470-1315	.357	133-466	.285	226-354	.638	859	826	+1.6
James Madison	22	1569-1368	71.3-62.2	+9.1	558-1385	.403	145-458	.317	308-427	.721	944	827	+5.3
Northeastern	23	1331-1551	57.9-67.4	-9.6	473-1347	.351	148-481	.308	237-355	.668	857	892	-1.5
Towson	22	1407-1431	64.0-65.0	-1.1	511-1297	.394	88-298	.295	297-430	.691	815	851	-1.6
UNCW	22	1233-1437	56.0-65.3	-9.3	447-1246	.359	117-407	.287	222-348	.638	829	857	-1.3
William & Mary	21	1325-1187	63.1-56.5	+6.6	512-1218	.420	105-319	.329	196-281	.698	733	775	-2.0

ATTENDANCE	Home	Average	Away	Average	Neutral	Average	Total	Average
COFC	10-5253	525	12-15019	1252	0-0	0	22-20272	921
Delaware	13-18441	1419	7-5073	725	2-429	214	22-23943	1088
Drexel	10-7588	759	10-10658	1066	2-339	170	22-18585	845
Elon	9-6273	697	12-11797	983	2-465	232	23-18535	806
Hofstra	11-4848	441	10-7739	774	0-0	0	21-12587	599
James Madison	9-26673	2964	11-17100	1555	2-3220	1610	22-46993	2136
Northeastern	10-3653	365	10-11986	1199	3-4830	1610	23-20469	890
Towson	12-4489	374	10-9576	958	0-0	0	22-14065	639
UNCW	12-12553	1046	10-22881	2288	0-0	0	22-35434	1611
William & Mary	11-4981	453	10-5772	577	0-0	0	21-10753	512
Totals	107-94752	886	102-117601	1153	11-9283	844	220-221636	1007



2016-17 Colonial Athletic Association  
INDIVIDUAL BASKETBALL STATISTICS  
Through games of Feb 05, 2017 (All games)



To be ranked, a player must appear in at least 75.0% of their team's games.

SCORING								REBOUNDING							
	Cl	G	FG	3FG	FT	Pts	Avg/G		Cl	G	Off	Def	Total	Avg/G	
1. Hall, Precious-JMU	Sr	22	178	71	100	527	24.0	1. Durant, Ashunae-Hofstra	Jr	21	111	130	241	11.5	
2. Bolden, Breanna-COFC	Sr	22	150	25	69	394	17.9	2. Enabosi, Nicole-Delaware	So	22	73	142	215	9.8	
3. Bankston, Raven-Towson	Sr	22	141	26	81	389	17.7	3. Bolden, Breanna-COFC	Sr	22	41	146	187	8.5	
4. Durant, Ashunae-Hofstra	Jr	21	118	1	98	335	16.0	4. Sally, Francesca-NU	Sr	23	51	137	188	8.2	
5. Curran, Sarah-Drexel	Sr	22	136	38	35	345	15.7	5. Banks, Rebekah-UNCW	Jr	22	66	111	177	8.0	
6. Martin, Sianni-Towson	So	20	99	37	52	287	14.4	6. Masaquel, Alexandra-WM	Sr	21	56	109	165	7.9	
7. Enabosi, Nicole-Delaware	So	22	91	1	122	305	13.9	Henry, Jordan-UNCW	Sr	21	40	125	165	7.9	
8. Tremba, Marlena-WM	Sr	21	92	55	51	290	13.8	8. Burnett,Shay-ELON	Jr	23	75	99	174	7.6	
9. Burnett,Shay-ELON	Jr	23	99	30	63	291	12.7	9. Brown, Tanisha-COFC	Jr	22	69	96	165	7.5	
10. Sally, Francesca-NU	Sr	23	110	18	40	278	12.1	10. Johnson,Malaya-ELON	Jr	23	48	99	147	6.4	
11. Masaquel, Alexandra-WM	Sr	21	115	1	19	250	11.9	11. Smalls, Kamiah-JMU	Fr	22	53	82	135	6.1	
12. Pellechio, Jessica-Drexel	Sr	22	90	63	14	257	11.7	12. Dongmo, Sandra-Hofstra	Sr	21	55	69	124	5.9	
Brown, Tanisha-COFC	Jr	22	105	0	47	257	11.7	13. Chatman, Sade-Delaware	Jr	22	38	90	128	5.8	
14. Ortiz, Claudia-NU	Jr	23	86	25	68	265	11.5	14. Rhodes,Jenifer-ELON	Sr	22	47	80	127	5.8	
15. Brown, Erika-Delaware	Sr	22	96	21	37	250	11.4	15. Cuevas, Mary-Towson	Jr	22	36	90	126	5.7	
16. Brown,Lauren-ELON	Sr	23	84	44	49	261	11.3	16. Butler, Tasia-JMU	Jr	22	47	77	124	5.6	
17. Raque, Madison-UNCW	Jr	22	87	44	30	248	11.3	17. Epps, Sydni-Hofstra	Sr	21	35	82	117	5.6	
18. Luciano, Krystal-Hofstra	Sr	21	77	38	30	222	10.6	18. Hall, Precious-JMU	Sr	22	25	97	122	5.5	
19. Creighton, Meghan-Drexel	Sr	22	69	57	34	229	10.4	19. Rendle, Abby-WM	Jr	21	37	77	114	5.4	
20. Rhodes,Jenifer-ELON	Sr	22	99	0	29	227	10.3	20. DeGraaf, Jenny-UNCW	Jr	22	32	80	112	5.1	
21. Smalls, Kamiah-JMU	Fr	22	87	9	42	225	10.2								
22. Chatman, Sade-Delaware	Jr	22	83	0	49	215	9.8								
23. Genco, Jess-NU	So	23	76	45	26	223	9.7								
24. Rendle, Abby-WM	Jr	21	86	0	21	193	9.2								
25. Leon, Aleana-Hofstra	So	21	77	16	22	192	9.1								
26. Logan, Dajah-COFC	So	22	80	21	7	188	8.5								
27. Steele, Jasmine-UNCW	Sr	21	67	14	30	178	8.5								
28. Boggs, Bianca-WM	So	21	55	19	42	171	8.1								
29. Greenberg, Bailey-Drexel	Fr	22	70	9	29	178	8.1								
30. Johnson,Malaya-ELON	Jr	23	79	1	26	185	8.0								

FIELD GOAL PCT						ASSISTS			
	Cl	G	FGM	FGA	Pct.		Cl	G	No. Avg/G
1. Johnson,Malaya-ELON	Jr	23	79	144	.549	1. Luciano, Krystal-Hofstra	Sr	21	123 5.9
2. Smalls, Kamiah-JMU	Fr	22	87	170	.512	2. Green, Jenna-WM	Jr	21	98 4.7
3. Rhodes,Jenifer-ELON	Sr	22	99	202	.490	3. Burnett,Shay-ELON	Jr	23	106 4.6
4. Rendle, Abby-WM	Jr	21	86	181	.475	4. Steele, Jasmine-UNCW	Sr	21	85 4.0
5. Masaquel, Alexandra-WM	Sr	21	115	243	.473	5. Baucom,Essence-ELON	Sr	23	93 4.0
6. Greenberg, Bailey-Drexel	Fr	22	70	149	.470	6. Creighton, Meghan-Drexel	Sr	22	86 3.9
7. Curran, Sarah-Drexel	Sr	22	136	291	.467	7. Genco, Jess-NU	So	23	88 3.8
8. Burnett,Shay-ELON	Jr	23	99	216	.458	8. Bankston, Raine-Towson	Jr	22	74 3.4
9. Brown, Tanisha-COFC	Jr	22	105	233	.451	9. Lidge, Kelsi-Drexel	Jr	19	62 3.3
10. Henry, Jordan-UNCW	Sr	21	66	147	.449	10. Bolden, Breanna-COFC	Sr	22	67 3.0
11. Enabosi, Nicole-Delaware	So	22	91	203	.448	11. Tremba, Marlena-WM	Sr	21	59 2.8
12. Bolden, Breanna-COFC	Sr	22	150	345	.435	12. Reynolds, Logan-JMU	So	22	59 2.7
13. Leon, Aleana-Hofstra	So	21	77	179	.430	13. Bankston, Raven-Towson	Sr	22	58 2.6
14. Chatman, Sade-Delaware	Jr	22	83	193	.430	Brown, Shiclasia-COFC	Jr	22	58 2.6
15. Creighton, Meghan-Drexel	Sr	22	69	163	.423	15. Henry, Nola-COFC	Sr	20	51 2.6



2016-17 Colonial Athletic Association  
INDIVIDUAL BASKETBALL STATISTICS  
Through games of Feb 05, 2017 (All games)



FREE THROW PCT		CI	G	FTM	FTA	Pct.
1.	Ortiz, Claudia-NU	Jr	23	68	82	.829
2.	Bankston, Raven-Towson	Sr	22	81	98	.827
3.	Chatman, Sade-Delaware	Jr	22	49	60	.817
4.	Martin, Sianni-Towson	So	20	52	64	.813
5.	Hall, Precious-JMU	Sr	22	100	124	.806
6.	Bolden, Breanna-COFC	Sr	22	69	87	.793
7.	Boggs, Bianca-WM	So	21	42	53	.792
8.	Tremba, Marlana-WM	Sr	21	51	65	.785
9.	Brown, Lauren-ELON	Sr	23	49	67	.731
10.	Enabosi, Nicole-Delaware	So	22	122	167	.731
11.	Durant, Ashunae-Hofstra	Jr	21	98	141	.695
12.	Burnett, Shay-ELON	Jr	23	63	98	.643
13.	Brown, Tanisha-COFC	Jr	22	47	75	.627

STEALS		CI	G	No.	Avg/G
1.	Bolden, Breanna-COFC	Sr	22	76	3.5
2.	Bankston, Raven-Towson	Sr	22	70	3.2
3.	Lidge, Kelsi-Drexel	Jr	19	50	2.6
4.	Boggs, Bianca-WM	So	21	44	2.1
	Masaquel, Alexandra-WM	Sr	21	44	2.1
6.	Bankston, Raine-Towson	Jr	22	46	2.1
7.	Genco, Jess-NU	So	23	41	1.8
8.	Enabosi, Nicole-Delaware	So	22	39	1.8
9.	Burnett, Shay-ELON	Jr	23	40	1.7
10.	Luciano, Krystal-Hofstra	Sr	21	36	1.7
11.	Tremba, Marlana-WM	Sr	21	33	1.6
12.	Brown, Aubree-Drexel	Fr	22	33	1.5
	Hall, Precious-JMU	Sr	22	33	1.5
14.	Durant, Ashunae-Hofstra	Jr	21	31	1.5
15.	Graves, Jada-ELON	Fr	23	33	1.4

3-POINT FG PCT		CI	G	3FG	FGA	Pct.
1.	Creighton, Meghan-Drexel	Sr	22	57	122	.467
2.	Jardine, Hannah-Delaware	Sr	22	24	56	.429
3.	Burnett, Shay-ELON	Jr	23	30	75	.400
4.	Curran, Sarah-Drexel	Sr	22	38	97	.392
5.	Hernandez Gil, Ana-Hofstra	Fr	17	36	96	.375
6.	Gonzales, Abby-Delaware	Fr	22	27	74	.365
7.	Huff, Darien-COFC	So	22	35	96	.365
8.	Tremba, Marlana-WM	Sr	21	55	152	.362
9.	Pellechio, Jessica-Drexel	Sr	22	63	176	.358
10.	Brown, Lauren-ELON	Sr	23	44	123	.358
11.	Taggart, Maureen-NU	Jr	21	28	81	.346
12.	Hall, Precious-JMU	Sr	22	71	208	.341
13.	Raque, Madison-UNCW	Jr	22	44	132	.333
	Ortiz, Claudia-NU	Jr	23	25	75	.333
15.	Martin, Sianni-Towson	So	20	37	114	.325

3-POINT FG MADE		CI	G	3FG	Avg/G
1.	Hall, Precious-JMU	Sr	22	71	3.2
2.	Pellechio, Jessica-Drexel	Sr	22	63	2.9
3.	Tremba, Marlana-WM	Sr	21	55	2.6
4.	Creighton, Meghan-Drexel	Sr	22	57	2.6
5.	Hernandez Gil, Ana-Hofstra	Fr	17	36	2.1
6.	Raque, Madison-UNCW	Jr	22	44	2.0
7.	Genco, Jess-NU	So	23	45	2.0
8.	Brown, Lauren-ELON	Sr	23	44	1.9
9.	Martin, Sianni-Towson	So	20	37	1.9
10.	Luciano, Krystal-Hofstra	Sr	21	38	1.8
11.	Curran, Sarah-Drexel	Sr	22	38	1.7
12.	Tate, Timber-UNCW	Fr	17	29	1.7
13.	Huff, Darien-COFC	So	22	35	1.6
14.	Taggart, Maureen-NU	Jr	21	28	1.3
15.	Burnett, Shay-ELON	Jr	23	30	1.3

BLOCKED SHOTS		CI	G	No.	Avg/G
1.	Rendle, Abby-WM	Jr	21	80	3.8
2.	Porter, Amber-JMU	Jr	20	33	1.7
3.	Johnson, Malaya-ELON	Jr	23	36	1.6
4.	Nicholas, Makeda-Delaware	Jr	22	32	1.5
5.	Durant, Ashunae-Hofstra	Jr	21	30	1.4
6.	Dongmo, Sandra-Hofstra	Sr	21	23	1.1
7.	Enabosi, Nicole-Delaware	So	22	22	1.0
8.	Cuevas, Mary-Towson	Jr	22	21	1.0
9.	Henry, Jordan-UNCW	Sr	21	19	0.9
10.	White, Ra'Shika-ELON	Fr	18	16	0.9
11.	Rhodes, Jenifer-ELON	Sr	22	17	0.8
12.	Chatman, Sade-Delaware	Jr	22	15	0.7
13.	Banks, Rebekah-UNCW	Jr	22	14	0.6
14.	Masaquel, Alexandra-WM	Sr	21	13	0.6
15.	Logan, Dajah-COFC	So	22	13	0.6

ASSIST/TURNOVER RATIO		CI	G	Ast.	T/O	Ratio
1.	Creighton, Meghan-Drexel	Sr	22	86	37	2.3
2.	Green, Jenna-WM	Jr	21	98	43	2.3
3.	Baucom, Essence-ELON	Sr	23	93	47	2.0
4.	Luciano, Krystal-Hofstra	Sr	21	123	69	1.8
5.	Lidge, Kelsi-Drexel	Jr	19	62	37	1.7
6.	Steele, Jasmine-UNCW	Sr	21	85	55	1.5
7.	Burnett, Shay-ELON	Jr	23	106	71	1.5
8.	Genco, Jess-NU	So	23	88	60	1.5
9.	Bankston, Raine-Towson	Jr	22	74	68	1.1
10.	Bolden, Breanna-COFC	Sr	22	67	75	0.9





2016-17 Colonial Athletic Association  
INDIVIDUAL BASKETBALL STATISTICS  
Through games of Feb 05, 2017 (All games)



OFFENSIVE REBOUNDS					CI	G	No.	Avg/G
1.	Durant, Ashunae-Hofstra	Jr	21	111	5.3			
2.	Enabosi, Nicole-Delaware	So	22	73	3.3			
3.	Burnett, Shay-ELON	Jr	23	75	3.3			
4.	Brown, Tanisha-COFC	Jr	22	69	3.1			
5.	Banks, Rebekah-UNCW	Jr	22	66	3.0			
6.	Masaquel, Alexandra-WM	Sr	21	56	2.7			
7.	Dongmo, Sandra-Hofstra	Sr	21	55	2.6			
8.	Smalls, Kamiah-JMU	Fr	22	53	2.4			
9.	Sally, Francesca-NU	Sr	23	51	2.2			
10.	Rhodes, Jenifer-ELON	Sr	22	47	2.1			
	Butler, Tasia-JMU	Jr	22	47	2.1			
12.	Johnson, Malaya-ELON	Jr	23	48	2.1			
13.	Smith, Jordyn-Towson	Jr	22	45	2.0			
14.	Giacone, Gabby-NU	So	23	45	2.0			
15.	Lassiter, Loren-NU	Jr	23	44	1.9			

DEFENSIVE REBOUNDS					CI	G	No.	Avg/G
1.	Bolden, Breanna-COFC	Sr	22	146	6.6			
2.	Enabosi, Nicole-Delaware	So	22	142	6.5			
3.	Durant, Ashunae-Hofstra	Jr	21	130	6.2			
4.	Sally, Francesca-NU	Sr	23	137	6.0			
5.	Henry, Jordan-UNCW	Sr	21	125	6.0			
6.	Masaquel, Alexandra-WM	Sr	21	109	5.2			
7.	Banks, Rebekah-UNCW	Jr	22	111	5.0			
8.	Hall, Precious-JMU	Sr	22	97	4.4			
9.	Brown, Tanisha-COFC	Jr	22	96	4.4			
10.	Johnson, Malaya-ELON	Jr	23	99	4.3			
	Burnett, Shay-ELON	Jr	23	99	4.3			
12.	Cuevas, Mary-Towson	Jr	22	90	4.1			
	Chatman, Sade-Delaware	Jr	22	90	4.1			
14.	Epps, Sydney-Hofstra	Sr	21	82	3.9			
15.	Smalls, Kamiah-JMU	Fr	22	82	3.7			

MINUTES PLAYED					CI	G	No.	Avg/G
1.	Genco, Jess-NU	So	23	880	38.3			
2.	Durant, Ashunae-Hofstra	Jr	21	761	36.2			
3.	Bankston, Raven-Towson	Sr	22	789	35.9			
4.	Bolden, Breanna-COFC	Sr	22	781	35.5			
5.	Luciano, Krystal-Hofstra	Sr	21	742	35.3			
6.	Tremba, Marlena-WM	Sr	21	740	35.2			
7.	Brown, Erika-Delaware	Sr	22	751	34.1			
8.	Hall, Precious-JMU	Sr	22	739	33.6			
9.	Curran, Sarah-Drexel	Sr	22	732	33.3			
10.	Bankston, Raine-Towson	Jr	22	729	33.1			



2016-17 Colonial Athletic Association  
CONFERENCE BASKETBALL STATISTICS  
Through games of Feb 05, 2017 (Conference games only)



SCORING OFFENSE	G	W-L	Pts	Avg/G
1. Elon	11	10-1	765	69.5
2. James Madison	11	9-2	749	68.1
3. COFC	11	5-6	711	64.6
4. Drexel	11	7-4	687	62.5
5. William & Mary	10	4-6	602	60.2
6. Delaware	11	7-4	656	59.6
7. Towson	11	4-7	644	58.5
8. Hofstra	10	2-8	553	55.3
9. Northeastern	11	3-8	597	54.3
10. UNCW	11	3-8	546	49.6

SCORING DEFENSE	G	Pts	Avg/G
1. Drexel	11	570	51.8
2. James Madison	11	607	55.2
3. Elon	11	628	57.1
4. Delaware	11	637	57.9
5. William & Mary	10	609	60.9
6. UNCW	11	689	62.6
7. Towson	11	699	63.5
8. COFC	11	704	64.0
9. Northeastern	11	709	64.5
10. Hofstra	10	658	65.8

SCORING MARGIN	G	Offense	Defense	Margin
1. James Madison	11	68.1	55.2	+12.9
2. Elon	11	69.5	57.1	+12.5
3. Drexel	11	62.5	51.8	+10.6
4. Delaware	11	59.6	57.9	+1.7
5. COFC	11	64.6	64.0	+0.6
6. William & Mary	10	60.2	60.9	-0.7
7. Towson	11	58.5	63.5	-5.0
8. Northeastern	11	54.3	64.5	-10.2
9. Hofstra	10	55.3	65.8	-10.5
10. UNCW	11	49.6	62.6	-13.0

FREE THROW PCT	G	FTM	FTA	Pct.
1. Drexel	11	112	146	.767
2. Delaware	11	153	202	.757
3. James Madison	11	143	190	.753
4. William & Mary	10	71	104	.683
5. Northeastern	11	115	169	.680
6. Towson	11	134	203	.660
7. COFC	11	116	176	.659
8. Hofstra	10	106	162	.654
9. UNCW	11	105	164	.640
10. Elon	11	135	222	.608

FIELD GOAL PERCENTAGE	G	FGM	FGA	Pct.
1. Elon	11	286	689	.415
2. William & Mary	10	244	588	.415
3. Delaware	11	230	564	.408
4. Drexel	11	242	597	.405
5. COFC	11	269	665	.405
6. James Madison	11	265	667	.397
7. Towson	11	236	640	.369
8. Northeastern	11	208	617	.337
9. UNCW	11	196	582	.337
10. Hofstra	10	196	618	.317

FIELD GOAL PCT DEFENSE	G	FGM	FGA	Pct.
1. James Madison	11	209	636	.329
2. Elon	11	213	604	.353
3. Drexel	11	203	568	.357
4. Delaware	11	246	676	.364
5. Towson	11	242	647	.374
6. COFC	11	257	671	.383
7. William & Mary	10	223	548	.407
8. UNCW	11	268	657	.408
9. Hofstra	10	244	584	.418
10. Northeastern	11	267	636	.420

3-POINT FG PCT	G	3FGM	3FGA	Pct.
1. Drexel	11	91	262	.347
2. James Madison	11	76	227	.335
3. Delaware	11	43	132	.326
4. COFC	11	57	181	.315
5. Elon	11	58	191	.304
6. William & Mary	10	43	144	.299
7. Northeastern	11	66	227	.291
8. Towson	11	38	140	.271
9. UNCW	11	49	182	.269
10. Hofstra	10	55	230	.239

3-POINT FG PCT DEFENSE	G	3FGM	3FGA	Pct.
1. James Madison	11	49	209	.234
2. Hofstra	10	49	170	.288
3. COFC	11	63	215	.293
4. Drexel	11	51	171	.298
5. Delaware	11	57	190	.300
6. Elon	11	56	185	.303
7. Towson	11	67	215	.312
8. Northeastern	11	71	219	.324
9. UNCW	11	67	206	.325
10. William & Mary	10	46	136	.338

REBOUNDING OFFENSE	G	Rebounds	Avg/G
1. Elon	11	481	43.7
2. James Madison	11	472	42.9
3. Hofstra	10	399	39.9
4. COFC	11	430	39.1
5. Towson	11	423	38.5
6. Delaware	11	408	37.1
7. Northeastern	11	408	37.1
8. UNCW	11	399	36.3
9. Drexel	11	369	33.5
10. William & Mary	10	332	33.2

REBOUNDING DEFENSE	G	Rebounds	Avg/G
1. Elon	11	376	34.2
2. Delaware	11	394	35.8
3. Drexel	11	399	36.3
4. William & Mary	10	374	37.4
5. James Madison	11	415	37.7
6. Northeastern	11	418	38.0
7. UNCW	11	425	38.6
8. COFC	11	441	40.1
9. Towson	11	455	41.4
10. Hofstra	10	424	42.4



2016-17 Colonial Athletic Association  
CONFERENCE BASKETBALL STATISTICS  
Through games of Feb 05, 2017 (Conference games only)



REBOUNDING MARGIN	G	Team	Avg.	Opp.	Avg.	Margin
1. Elon	11	481	43.7	376	34.2	+9.5
2. James Madison	11	472	42.9	415	37.7	+5.2
3. Delaware	11	408	37.1	394	35.8	+1.3
4. Northeastern	11	408	37.1	418	38.0	-0.9
5. COFC	11	430	39.1	441	40.1	-1.0
6. UNCW	11	399	36.3	425	38.6	-2.4
7. Hofstra	10	399	39.9	424	42.4	-2.5
8. Drexel	11	369	33.5	399	36.3	-2.7
9. Towson	11	423	38.5	455	41.4	-2.9
10. William & Mary	10	332	33.2	374	37.4	-4.2

BLOCKED SHOTS	G	No.	Avg/G
1. William & Mary	10	61	6.1
2. Delaware	11	50	4.5
3. Elon	11	44	4.0
4. James Madison	11	42	3.8
5. Hofstra	10	32	3.2
6. Towson	11	35	3.2
7. COFC	11	34	3.1
8. UNCW	11	26	2.4
9. Drexel	11	21	1.9
10. Northeastern	11	19	1.7

ASSISTS	G	No.	Avg/G
1. William & Mary	10	166	16.6
2. COFC	11	161	14.6
3. Drexel	11	157	14.3
4. Elon	11	156	14.2
5. James Madison	11	150	13.6
6. Hofstra	10	129	12.9
7. Delaware	11	129	11.7
8. Northeastern	11	118	10.7
9. Towson	11	112	10.2
10. UNCW	11	111	10.1

STEALS	G	No.	Avg/G
1. William & Mary	10	112	11.2
2. COFC	11	104	9.5
3. Drexel	11	102	9.3
4. Towson	11	101	9.2
5. Elon	11	80	7.3
6. James Madison	11	73	6.6
7. Hofstra	10	63	6.3
8. Delaware	11	66	6.0
9. Northeastern	11	54	4.9
10. UNCW	11	45	4.1

TURNOVER MARGIN	G	Team	Avg.	Opp.	Avg.	Margin
1. Drexel	11	144	13.1	190	17.3	+4.2
2. William & Mary	10	144	14.4	173	17.3	+2.9
3. COFC	11	186	16.9	199	18.1	+1.2
4. Elon	11	162	14.7	172	15.6	+0.9
5. Hofstra	10	147	14.7	154	15.4	+0.7
6. James Madison	11	156	14.2	162	14.7	+0.5
7. Towson	11	184	16.7	185	16.8	+0.1
8. Delaware	11	165	15.0	132	12.0	-3.0
9. Northeastern	11	177	16.1	138	12.5	-3.5
10. UNCW	11	158	14.4	118	10.7	-3.6

ASSIST/TURNOVER RATIO	G	Ast.	Avg.	T/O	Avg.	Ratio
1. William & Mary	10	166	16.6	144	14.4	1.2
2. Drexel	11	157	14.3	144	13.1	1.1
3. Elon	11	156	14.2	162	14.7	1.0
4. James Madison	11	150	13.6	156	14.2	1.0
5. Hofstra	10	129	12.9	147	14.7	0.9
6. COFC	11	161	14.6	186	16.9	0.9
7. Delaware	11	129	11.7	165	15.0	0.8
8. UNCW	11	111	10.1	158	14.4	0.7
9. Northeastern	11	118	10.7	177	16.1	0.7
10. Towson	11	112	10.2	184	16.7	0.6

OFFENSIVE REBOUNDS	G	No.	Avg/G
1. Elon	11	198	18.0
2. Hofstra	10	162	16.2
3. James Madison	11	163	14.8
4. Northeastern	11	151	13.7
5. Towson	11	148	13.5
6. COFC	11	143	13.0
7. William & Mary	10	120	12.0
8. Drexel	11	124	11.3
Delaware	11	124	11.3
10. UNCW	11	113	10.3

DEFENSIVE REBOUNDS	G	No.	Avg/G
1. James Madison	11	309	28.1
2. COFC	11	287	26.1
3. UNCW	11	286	26.0
4. Delaware	11	284	25.8
5. Elon	11	283	25.7
6. Towson	11	275	25.0
7. Hofstra	10	237	23.7
8. Northeastern	11	257	23.4
9. Drexel	11	245	22.3
10. William & Mary	10	212	21.2

DEFENSIVE REB PCT.	G	D-Reb	Opp. OR	D-Reb%
1. Elon	11	283	125	.694
2. UNCW	11	286	129	.689
3. James Madison	11	309	152	.670
4. Northeastern	11	257	135	.656
5. COFC	11	287	159	.643
6. Delaware	11	284	161	.638
7. Hofstra	10	237	137	.634
8. Towson	11	275	163	.628
9. Drexel	11	245	150	.620
10. William & Mary	10	212	135	.611

OFFENSIVE REB PCT.	G	O-Reb	Opp. DR	O-Reb%
1. Elon	11	198	251	.441
2. James Madison	11	163	263	.383
3. Hofstra	10	162	287	.361
4. Northeastern	11	151	283	.348
5. Delaware	11	124	233	.347
6. COFC	11	143	282	.336
7. Towson	11	148	292	.336
8. William & Mary	10	120	239	.334
9. Drexel	11	124	249	.332
10. UNCW	11	113	296	.276



2016-17 Colonial Athletic Association  
CONFERENCE BASKETBALL STATISTICS  
Through games of Feb 05, 2017 (Conference games only)



3-POINT FG MADE	G	No.	Avg/G
1. Drexel	11	91	8.3
2. James Madison	11	76	6.9
3. Northeastern	11	66	6.0
4. Hofstra	10	55	5.5
5. Elon	11	58	5.3
6. COFC	11	57	5.2
7. UNCW	11	49	4.5
8. William & Mary	10	43	4.3
9. Delaware	11	43	3.9
10. Towson	11	38	3.5





2016-17 Colonial Athletic Association  
CONFERENCE BASKETBALL STATISTICS  
Through games of Feb 05, 2017 (Conference games only)



Team	Conference	Pct.	PF	PA	Overall	Pct.	PF	PA	Current unbeaten streak
Elon	10-1	.909	69.5	57.1	10-1	.909	69.5	57.1	Elon -- 5
James Madison	9-2	.818	68.1	55.2	9-2	.818	68.1	55.2	James Madison -- 4
Drexel	7-4	.636	62.5	51.8	7-4	.636	62.5	51.8	COFC -- 2
Delaware	7-4	.636	59.6	57.9	7-4	.636	59.6	57.9	Drexel -- 1
COFC	5-6	.455	64.6	64.0	5-6	.455	64.6	64.0	Hofstra -- 1
William & Mary	4-6	.400	60.2	60.9	4-6	.400	60.2	60.9	
Towson	4-7	.364	58.5	63.5	4-7	.364	58.5	63.5	
Northeastern	3-8	.273	54.3	64.5	3-8	.273	54.3	64.5	
UNCW	3-8	.273	49.6	62.6	3-8	.273	49.6	62.6	
Hofstra	2-8	.200	55.3	65.8	2-8	.200	55.3	65.8	

TEAM SUMMARIES	G	PF-PA	Avg score	Margin	FG-FGA	Pct.	3FG-FGA	Pct.	FT-FTA	Pct.	RebF	RebA	Margin
COFC	11	711-704	64.6-64.0	+0.6	269-665	.405	57-181	.315	116-176	.659	430	441	-1.0
Delaware	11	656-637	59.6-57.9	+1.7	230-564	.408	43-132	.326	153-202	.757	408	394	+1.3
Drexel	11	687-570	62.5-51.8	+10.6	242-597	.405	91-262	.347	112-146	.767	369	399	-2.7
Elon	11	765-628	69.5-57.1	+12.5	286-689	.415	58-191	.304	135-222	.608	481	376	+9.5
Hofstra	10	553-658	55.3-65.8	-10.5	196-618	.317	55-230	.239	106-162	.654	399	424	-2.5
James Madison	11	749-607	68.1-55.2	+12.9	265-667	.397	76-227	.335	143-190	.753	472	415	+5.2
Northeastern	11	597-709	54.3-64.5	-10.2	208-617	.337	66-227	.291	115-169	.680	408	418	-0.9
Towson	11	644-699	58.5-63.5	-5.0	236-640	.369	38-140	.271	134-203	.660	423	455	-2.9
UNCW	11	546-689	49.6-62.6	-13.0	196-582	.337	49-182	.269	105-164	.640	399	425	-2.4
William & Mary	10	602-609	60.2-60.9	-0.7	244-588	.415	43-144	.299	71-104	.683	332	374	-4.2

ATTENDANCE	Home	Average	Away	Average	Neutral	Average	Total	Average
COFC	6-3545	591	5-2806	561	0-0	0	11-6351	577
Delaware	6-9934	1656	5-4453	891	0-0	0	11-14387	1308
Drexel	5-3651	730	6-7205	1201	0-0	0	11-10856	987
Elon	5-3735	747	6-2412	402	0-0	0	11-6147	559
Hofstra	6-3885	648	4-5075	1269	0-0	0	10-8960	896
James Madison	5-13832	2766	6-5389	898	0-0	0	11-19221	1747
Northeastern	6-1417	236	5-4868	974	0-0	0	11-6285	571
Towson	5-1272	254	6-7056	1176	0-0	0	11-8328	757
UNCW	6-5495	916	5-5933	1187	0-0	0	11-11428	1039
William & Mary	4-2393	598	6-3962	660	0-0	0	10-6355	636
Totals	54-49159	910	54-49159	910	0-0	0	108-98318	910



2016-17 Colonial Athletic Association  
INDIVIDUAL BASKETBALL STATISTICS  
Through games of Feb 05, 2017 (Conference games only)



To be ranked, a player must appear in at least 75.0% of their team's games.

SCORING								REBOUNDING							
	Cl	G	FG	3FG	FT	Pts	Avg/G		Cl	G	Off	Def	Total	Avg/G	
1. Hall, Precious-JMU	Sr	11	81	37	53	252	22.9	1. Durant, Ashunae-Hofstra	Jr	10	49	71	120	12.0	
2. Bolden, Breanna-COFC	Sr	11	76	17	42	211	19.2	2. Enabosi, Nicole-Delaware	So	11	46	78	124	11.3	
3. Bankston, Raven-Towson	Sr	11	67	8	42	184	16.7	3. Bolden, Breanna-COFC	Sr	11	21	92	113	10.3	
4. Enabosi, Nicole-Delaware	So	11	52	0	65	169	15.4	4. Burnett,Shay-ELON	Jr	11	45	53	98	8.9	
5. Curran, Sarah-Drexel	Sr	11	68	19	10	165	15.0	5. Henry, Jordan-UNCW	Sr	10	16	71	87	8.7	
Ortiz, Claudia-NU	Jr	11	56	14	39	165	15.0	6. Masaquel, Alexandra-WM	Sr	10	32	54	86	8.6	
Durant, Ashunae-Hofstra	Jr	10	52	0	46	150	15.0	7. Sally, Francesca-NU	Sr	11	26	68	94	8.5	
8. Burnett,Shay-ELON	Jr	11	49	15	30	143	13.0	8. Banks, Rebekah-UNCW	Jr	11	38	53	91	8.3	
9. Masaquel, Alexandra-WM	Sr	10	59	0	10	128	12.8	9. Johnson,Malaya-ELON	Jr	11	30	56	86	7.8	
10. Brown, Erika-Delaware	Sr	11	50	12	21	133	12.1	10. Hall, Precious-JMU	Sr	11	13	66	79	7.2	
11. Tremba, Marlena-WM	Sr	10	40	23	17	120	12.0	11. Dongmo, Sandra-Hofstra	Sr	10	33	38	71	7.1	
Luciano, Krystal-Hofstra	Sr	10	40	21	19	120	12.0	12. Cuevas, Mary-Towson	Jr	11	24	54	78	7.1	
13. Brown,Lauren-ELON	Sr	11	42	22	25	131	11.9	13. Brown, Tanisha-COFC	Jr	11	36	41	77	7.0	
14. Sally, Francesca-NU	Sr	11	52	9	15	128	11.6	14. Smalls, Kamiah-JMU	Fr	11	24	50	74	6.7	
15. Martin, Sianni-Towson	So	9	36	15	16	103	11.4	15. Rhodes,Jenifer-ELON	Sr	11	29	39	68	6.2	
16. Rhodes,Jenifer-ELON	Sr	11	56	0	12	124	11.3	16. Lee, Maia-Towson	So	10	28	27	55	5.5	
17. Pellechio, Jessica-Drexel	Sr	11	41	33	4	119	10.8	Boyd, Brianna-COFC	Jr	10	30	25	55	5.5	
18. Brown, Tanisha-COFC	Jr	11	49	0	20	118	10.7	18. Butler, Tasia-JMU	Jr	11	31	29	60	5.5	
19. Rendle, Abby-WM	Jr	10	45	0	12	102	10.2	19. Nicholas, Makeda-Delaware	Jr	11	21	38	59	5.4	
20. Johnson,Malaya-ELON	Jr	11	45	0	20	110	10.0	20. Ortiz, Claudia-NU	Jr	11	20	38	58	5.3	
Raque, Madison-UNCW	Jr	11	38	17	17	110	10.0	Porter, Amber-JMU	Jr	11	18	40	58	5.3	
Steele, Jasmine-UNCW	Sr	10	38	8	16	100	10.0								
23. Creighton, Meghan-Drexel	Sr	11	34	27	10	105	9.5								
24. Porter, Amber-JMU	Jr	11	43	4	14	104	9.5								
25. Smalls, Kamiah-JMU	Fr	11	36	6	22	100	9.1								
26. Chatman, Sade-Delaware	Jr	11	40	0	19	99	9.0								
27. Leon, Aleana-Hofstra	So	10	35	7	11	88	8.8								
28. Logan, Dajah-COFC	So	11	42	11	1	96	8.7								
29. Nicholas, Makeda-Delaware	Jr	11	36	1	17	90	8.2								
30. Genco, Jess-NU	So	11	27	17	14	85	7.7								

FIELD GOAL PCT						ASSISTS			
	Cl	G	FGM	FGA	Pct.		Cl	G	No. Avg/G
1. Greenberg, Bailey-Drexel	Fr	11	34	63	.540	1. Burnett,Shay-ELON	Jr	11	63 5.7
2. Johnson,Malaya-ELON	Jr	11	45	85	.529	2. Green, Jenna-WM	Jr	10	56 5.6
3. Enabosi, Nicole-Delaware	So	11	52	100	.520	3. Luciano, Krystal-Hofstra	Sr	10	53 5.3
4. Rhodes,Jenifer-ELON	Sr	11	56	108	.519	4. Baucom,Essence-ELON	Sr	11	47 4.3
5. Rendle, Abby-WM	Jr	10	45	89	.506	5. Genco, Jess-NU	So	11	44 4.0
6. Smalls, Kamiah-JMU	Fr	11	36	76	.474	Steele, Jasmine-UNCW	Sr	10	40 4.0
7. Porter, Amber-JMU	Jr	11	43	91	.473	7. Creighton, Meghan-Drexel	Sr	11	38 3.5
8. Masaquel, Alexandra-WM	Sr	10	59	127	.465	8. Bolden, Breanna-COFC	Sr	11	36 3.3
9. Curran, Sarah-Drexel	Sr	11	68	147	.463	Barron, Hailee-JMU	Jr	11	36 3.3
10. Chatman, Sade-Delaware	Jr	11	40	88	.455	Henry, Nola-COFC	Sr	11	36 3.3
11. Ortiz, Claudia-NU	Jr	11	56	126	.444	11. Reynolds, Logan-JMU	So	11	31 2.8
12. Bolden, Breanna-COFC	Sr	11	76	174	.437	12. Tremba, Marlena-WM	Sr	10	28 2.8
13. Henry, Jordan-UNCW	Sr	10	32	74	.432	13. Bankston, Raven-Towson	Sr	11	29 2.6
14. Burnett,Shay-ELON	Jr	11	49	114	.430	14. Boggs, Bianca-WM	So	10	26 2.6
15. Nicholas, Makeda-Delaware	Jr	11	36	85	.424	15. Bankston, Raine-Towson	Jr	11	28 2.5



2016-17 Colonial Athletic Association  
INDIVIDUAL BASKETBALL STATISTICS  
Through games of Feb 05, 2017 (Conference games only)



FREE THROW PCT	Cl	G	FTM	FTA	Pct.
1. Hall, Precious-JMU	Sr	11	53	60	.883
2. Bolden, Breanna-COFC	Sr	11	42	48	.875
3. Smalls, Kamiah-JMU	Fr	11	22	27	.815
4. Ortiz, Claudia-NU	Jr	11	39	48	.813
5. Bankston, Raven-Towson	Sr	11	42	56	.750
6. Enabosi, Nicole-Delaware	So	11	65	88	.739
7. Banks, Rebekah-UNCW	Jr	11	24	34	.706
8. Durant, Ashunae-Hofstra	Jr	10	46	66	.697
9. Bankston, Raine-Towson	Jr	11	22	34	.647
10. Brown, Lauren-ELON	Sr	11	25	39	.641
11. Burnett, Shay-ELON	Jr	11	30	52	.577
12. Boyd, Brianna-COFC	Jr	10	20	38	.526

STEALS	Cl	G	No.	Avg/G
1. Bolden, Breanna-COFC	Sr	11	36	3.3
2. Boggs, Bianca-WM	So	10	28	2.8
3. Bankston, Raven-Towson	Sr	11	30	2.7
4. Masaquel, Alexandra-WM	Sr	10	18	1.8
5. Brown, Tanisha-COFC	Jr	11	19	1.7
Bankston, Raine-Towson	Jr	11	19	1.7
Genco, Jess-NU	So	11	19	1.7
8. Tremba, Marlana-WM	Sr	10	17	1.7
Luciano, Krystal-Hofstra	Sr	10	17	1.7
10. Brown, Aubree-Drexel	Fr	11	18	1.6
Burnett, Shay-ELON	Jr	11	18	1.6
12. Reynolds, Victoria-WM	Fr	10	15	1.5
13. Rendle, Abby-WM	Jr	10	14	1.4
14. Martin, Sianni-Towson	So	9	12	1.3
15. Hall, Precious-JMU	Sr	11	14	1.3

3-POINT FG PCT	Cl	G	3FG	FGA	Pct.
1. Creighton, Meghan-Drexel	Sr	11	27	66	.409
2. Barron, Hailee-JMU	Jr	11	15	38	.395
3. Pellechio, Jessica-Drexel	Sr	11	33	84	.393
4. Curran, Sarah-Drexel	Sr	11	19	49	.388
5. Gonzales, Abby-Delaware	Fr	11	18	47	.383
6. Bolden, Breanna-COFC	Sr	11	17	46	.370
7. Burnett, Shay-ELON	Jr	11	15	41	.366
8. Taggart, Maureen-NU	Jr	11	19	52	.365
9. Brown, Lauren-ELON	Sr	11	22	61	.361
10. Hall, Precious-JMU	Sr	11	37	103	.359
11. Boggs, Bianca-WM	So	10	11	32	.344
12. Logan, Dajah-COFC	So	11	11	33	.333
13. Ortiz, Claudia-NU	Jr	11	14	43	.326
14. Brown, Erika-Delaware	Sr	11	12	38	.316
15. Huff, Darien-COFC	So	11	14	46	.304

3-POINT FG MADE	Cl	G	3FG	Avg/G
1. Hall, Precious-JMU	Sr	11	37	3.4
2. Pellechio, Jessica-Drexel	Sr	11	33	3.0
3. Creighton, Meghan-Drexel	Sr	11	27	2.5
4. Tremba, Marlana-WM	Sr	10	23	2.3
5. Luciano, Krystal-Hofstra	Sr	10	21	2.1
6. Brown, Lauren-ELON	Sr	11	22	2.0
7. Taggart, Maureen-NU	Jr	11	19	1.7
Curran, Sarah-Drexel	Sr	11	19	1.7
9. Martin, Sianni-Towson	So	9	15	1.7
10. Gonzales, Abby-Delaware	Fr	11	18	1.6
11. Raque, Madison-UNCW	Jr	11	17	1.5
Bolden, Breanna-COFC	Sr	11	17	1.5
Genco, Jess-NU	So	11	17	1.5
14. Barron, Hailee-JMU	Jr	11	15	1.4
Burnett, Shay-ELON	Jr	11	15	1.4

BLOCKED SHOTS	Cl	G	No.	Avg/G
1. Rendle, Abby-WM	Jr	10	33	3.3
2. Johnson, Malaya-ELON	Jr	11	23	2.1
3. Porter, Amber-JMU	Jr	11	21	1.9
4. Nicholas, Makeda-Delaware	Jr	11	20	1.8
5. Durant, Ashunae-Hofstra	Jr	10	14	1.4
6. Henry, Jordan-UNCW	Sr	10	13	1.3
7. Cuevas, Mary-Towson	Jr	11	14	1.3
8. Enabosi, Nicole-Delaware	So	11	12	1.1
9. Boyd, Brianna-COFC	Jr	10	10	1.0
Dongmo, Sandra-Hofstra	Sr	10	10	1.0
11. Chatman, Sade-Delaware	Jr	11	8	0.7
Logan, Dajah-COFC	So	11	8	0.7
13. Masaquel, Alexandra-WM	Sr	10	7	0.7
14. Thomas, Daijha-Towson	Jr	10	6	0.6
15. Smalls, Kamiah-JMU	Fr	11	6	0.5
Brown, Tanisha-COFC	Jr	11	6	0.5
Rhodes, Jenifer-ELON	Sr	11	6	0.5
Sally, Francesca-NU	Sr	11	6	0.5
Banks, Rebekah-UNCW	Jr	11	6	0.5

ASSIST/TURNOVER RATIO	Cl	G	Ast.	T/O	Ratio
1. Barron, Hailee-JMU	Jr	11	36	5	7.2
2. Green, Jenna-WM	Jr	10	56	16	3.5
3. Baucom, Essence-ELON	Sr	11	47	21	2.2
4. Burnett, Shay-ELON	Jr	11	63	30	2.1
5. Steele, Jasmine-UNCW	Sr	10	40	20	2.0
6. Luciano, Krystal-Hofstra	Sr	10	53	33	1.6
7. Creighton, Meghan-Drexel	Sr	11	38	25	1.5
8. Henry, Nola-COFC	Sr	11	36	26	1.4
9. Genco, Jess-NU	So	11	44	32	1.4
10. Bolden, Breanna-COFC	Sr	11	36	37	1.0



2016-17 Colonial Athletic Association  
INDIVIDUAL BASKETBALL STATISTICS  
Through games of Feb 05, 2017 (Conference games only)



OFFENSIVE REBOUNDS	Cl	G	No.	Avg/G
1. Durant, Ashunae-Hofstra	Jr	10	49	4.9
2. Enabosi, Nicole-Delaware	So	11	46	4.2
3. Burnett, Shay-ELON	Jr	11	45	4.1
4. Banks, Rebekah-UNCW	Jr	11	38	3.5
5. Dongmo, Sandra-Hofstra	Sr	10	33	3.3
6. Brown, Tanisha-COFC	Jr	11	36	3.3
7. Masaquel, Alexandra-WM	Sr	10	32	3.2
8. Boyd, Brianna-COFC	Jr	10	30	3.0
9. Butler, Tasia-JMU	Jr	11	31	2.8
10. Lee, Maia-Towson	So	10	28	2.8
11. Johnson, Malaya-ELON	Jr	11	30	2.7
12. Rhodes, Jenifer-ELON	Sr	11	29	2.6
13. Sally, Francesca-NU	Sr	11	26	2.4
Woods, Sara-Drexel	Jr	11	26	2.4
15. Ruffin, Lenaira-ELON	Sr	11	24	2.2
Giacone, Gabby-NU	So	11	24	2.2
Cuevas, Mary-Towson	Jr	11	24	2.2
Smalls, Kamiah-JMU	Fr	11	24	2.2

MINUTES PLAYED	Cl	G	No.	Avg/G
1. Genco, Jess-NU	So	11	429	39.0
2. Tremba, Marlena-WM	Sr	10	373	37.3
3. Bankston, Raven-Towson	Sr	11	407	37.0
Luciano, Krystal-Hofstra	Sr	10	370	37.0
5. Bolden, Breanna-COFC	Sr	11	404	36.7
6. Durant, Ashunae-Hofstra	Jr	10	362	36.2
7. Brown, Erika-Delaware	Sr	11	378	34.4
8. Ortiz, Claudia-NU	Jr	11	371	33.7
9. Raque, Madison-UNCW	Jr	11	369	33.5
10. Hall, Precious-JMU	Sr	11	366	33.3

DEFENSIVE REBOUNDS	Cl	G	No.	Avg/G
1. Bolden, Breanna-COFC	Sr	11	92	8.4
2. Durant, Ashunae-Hofstra	Jr	10	71	7.1
Henry, Jordan-UNCW	Sr	10	71	7.1
4. Enabosi, Nicole-Delaware	So	11	78	7.1
5. Sally, Francesca-NU	Sr	11	68	6.2
6. Hall, Precious-JMU	Sr	11	66	6.0
7. Masaquel, Alexandra-WM	Sr	10	54	5.4
8. Johnson, Malaya-ELON	Jr	11	56	5.1
9. Cuevas, Mary-Towson	Jr	11	54	4.9
10. Banks, Rebekah-UNCW	Jr	11	53	4.8
Burnett, Shay-ELON	Jr	11	53	4.8
12. Smalls, Kamiah-JMU	Fr	11	50	4.5
13. Dongmo, Sandra-Hofstra	Sr	10	38	3.8
14. Brown, Tanisha-COFC	Jr	11	41	3.7
15. Porter, Amber-JMU	Jr	11	40	3.6
Chatman, Sade-Delaware	Jr	11	40	3.6