



CUSA™



BASEBALL

2016



ABOUT CONFERENCE USA BASEBALL

- Conference USA will field 12 teams in 2016, as the league begins its 21st season: Charlotte, FIU, Florida Atlantic, Louisiana Tech, Marshall, Middle Tennessee, Old Dominion, Rice, Southern Miss, UAB, UTSA and WKU.
- Conference USA has been ranked as the No. 5 baseball conference in the RPI in seven of the last 10 seasons. It was the No. 8 ranked conference in 2015.
- C-USA has placed at least four teams in the NCAA Championship nine times in the past 14 years, producing five teams on two occasions. The league placed three teams in the 2015 NCAA Field.
- Rice made its 21st consecutive NCAA Regional appearance in 2015, the fourth-longest active streak in the nation.
- Rice spent the entire 2015 season nationally ranked and was joined in nearly all of the regular season rankings by Florida Atlantic. Both schools were in the final top 25.
- Six C-USA teams ranked in the top 85 of the final 2015 RPI rankings.
- Six Conference USA teams won at least one game against a nationally ranked opponent during the 2015 season.
- C-USA teams posted a total of 15 wins over nationally ranked, non-conference opponents during the 2015 season, including six against top 10 foes.
- Old Dominion defeated then-No. 1 and eventual national champion Virginia, 14-5, on March 11, marking the second year in a row that the Monarchs posted a win over the nation's top-ranked team. It was the 10th time in league history that a C-USA school has defeated the nation's top-ranked team.
- C-USA played 25 of the teams ranked among the top 50 in the final NCAA RPI rankings, posting wins vs. 17. C-USA teams defeated: No. 2 Miami, Fla. (Florida Atlantic), No. 11 Virginia (Old Dominion), No. 13 Louisville (WKU), No. 18 Houston (Rice), No. 19 Coastal Carolina (WKU), No. 22 NC State (Coastal Carolina), No. 28 Iowa (Middle Tennessee), No. 32 Louisiana-Lafayette (UTSA), No. 34 South Florida (FIU, Florida Atlantic), No. 36 East Carolina (FIU), No. 39 Mississippi (Southern Miss, UAB), No. 43 Oral Roberts (Louisiana Tech), No. 44 Ohio State (Florida Atlantic, UAB), No. 45 Alabama (Southern Miss), No. 46 UC Irvine (UTSA), No. 47 North Florida (Florida Atlantic) and No. 50 Tulane (Southern Miss).
- Five different Conference USA players were honored as 2015 All-Americans, including Florida Atlantic junior OF **Brandon Sanger**, Florida Atlantic senior 3B **Ricky Santiago**, Rice senior DH **John Clay Reeves**, Southern Miss senior RHP **James McMahon** and UTSA junior 2B **Jesse Baker**.
- Four C-USA players earned 2015 Freshman All-American honors, including Old Dominion SS **Zach Rutherford**, Rice OF **Ryan Chandler**, Southern Miss 2B **Taylor Braley** and UTSA OF **Trent Bowles**.
- Conference USA had three players that earned National Player of the Week honors in 2015: Southern Miss 1B **Tim Lynch**, Southern Miss RHP **James McMahon** and UAB C **Esteban Tresgallo**.
- Eight 2015 players and seven 2015 teams ranked among the top 10 national leaders in the final 2015 NCAA statistics.
- Conference USA had 36 players chosen in the June Major League Baseball Draft, including 10 picks in the first 10 rounds. Ten C-USA schools had at least one player selected.
- The league had 29 games televised nationally or regionally in 2015.
- 11 players from current C-USA schools appeared on the 2015 opening day rosters of Major League Baseball teams.

CONFERENCE USA BASEBALL SCHOOLS

Since its first season in 1996, Conference USA has established itself as a national power. Here are some of the league's accomplishments in its first 20 seasons:

- Six College World Series Appearances
- 63 NCAA Appearances
- Three National Players of the Year
- Three National Freshmen of the Year
- 144 All-Americans
- Schools have combined to win 40 or more games 62 times in the past 12 years
- Has had a team ranked No. 1 in the nation in four different seasons
- Hosted 14 NCAA Regionals and six Super Regionals

The 12 current members of C-USA have also accomplished the following:

- 2003 National Champions - Rice
- 98 all-time NCAA Appearances (66 since 1995)



CONTENTS / STAFF



FIU captured its first C-USA Baseball Championship last May, becoming the first No. 8 seed to win the tournament

CONFERENCE USA STAFF DIRECTORY

5201 N. O'Connor Boulevard, Suite 300 • Irving, TX 75039
(214) 774-1300 • ConferenceUSA.com

 Conference USA  @Conference_USA

Commissioner: Judy MacLeod (jmacleod@c-usa.org)

Senior Associate Commissioner: Alfred White (awhite@c-usa.org)

Senior Associate Commissioner: Kelly Carney (kcarney@c-usa.org)

Senior Associate Commissioner: Rob Philippi (rphilippi@c-usa.org)

Associate Commissioner for Business Affairs:

Catrina Gibson (cgibson@c-usa.org)

Associate Commissioner for Public Affairs:

Courtney Morrison Archer (cmarcher@c-usa.org)

Associate Commissioner for Sports Services:

Keisha Dunlap (kdunlap@c-usa.org)

Assistant Commissioner for Football/Baseball Operations:

Russell Anderson (rdanderson@c-usa.org)

Director of Communications: Olivia Breedlove (obreedlove@c-usa.org)

Director of Communications: Tim McNamara (tmcnamara@c-usa.org)

Director of Sports Services: Clifton Douglass (cdouglass@c-usa.org)

Director of Sports Services & Officiating:

Kelly Ninemire (kninemire@c-usa.org)

Director of C-USA Digital Network: Jordan Foreman (jforeman@c-usa.org)

Director of Events: Cre Andrews (candrews@c-usa.org)

C-USA Digital Network Coordinator: Madi Morris (mmorris@c-usa.org)

C-USA Digital Network Coordinator: Aaron Pryor (apryor@c-usa.org)

Assistant Director of Marketing & Office Management:

Katy Murphree (kmurphree@c-usa.org)

Assistant Director of Sports Services: Quintin Jordan (qjordan@c-usa.org)

Communications Assistant: Taylor Brasher (tbrasher@c-usa.org)

Compliance Intern: P.J. Hubert (phubert@c-usa.org)

Coordinator of Baseball Umpires: Rich Fetchiet

Coordinator of Multimedia and Creative Services: Erika Amstadt Hirschfield

TABLE OF CONTENTS

2	Media Services
3	Preseason Awards
4-6	Notebook
7	Umpires
8-12	Conference USA
13	2016 C-USA Baseball Championship

TEAM PAGES

14-17 Charlotte

18-21 FIU

22-25 Florida Atlantic

26-29 Louisiana Tech

30-33 Marshall

34-37 Middle Tennessee

38-41 Old Dominion

42-45 Rice

46-49 Southern Miss

50-53 UAB

54-57 UTSA

58-61 WKU

62 Standings/Postseason Results

63 Honors/Awards

64-65 Individual Leaders - All Games

66-67 Team Leaders - All Games

68-69 Individual Leaders - C-USA Games

70-71 Team Leaders - C-USA Games

72-73 Individual Records - All Games

74-75 Team Records - All Games

76-77 Individual Records - C-USA Games

77 2015 NCAA Leaders

78-79 Team Records - C-USA Games

80-81 Championship Records

82-83 Career Records

84 Miscellaneous Records

85-89 History

90-93 Annual Standings

94-104 Annual Stat Leaders

105-119 All-Time Awards

120 National Player of the Year Awards

121-126 Players in the Pros

127-129 2015 Composite Schedule

130 The Dick Howser Trophy

131 Media Relations Directory

CREDITS

The 2016 Baseball Guide is a publication of Conference USA. For additional information and copies, please contact the C-USA Media Relations Department.

Editor and Compilation: Russell Anderson

Contributing: Erika Amstadt Hirschfield, Taylor Brasher

Photography: Courtesy of C-USA Sports Information Departments & MLB

Design: Bridgeforth Design, Allen, Texas

The conference extends special thanks to the C-USA sports information staffs for their assistance in preparation of this publication. © 2016 Conference USA

MEDIA SERVICES

PRESS RELEASES

Conference USA press releases contain statistical information updates, as well as notes, standings, schedules and results. Releases are produced every Monday and Thursday throughout the season. Standings will be updated daily.

PLAYERS OF THE WEEK

Conference USA will name a Hitter of the Week and a Pitcher of the Week throughout the regular season. The awards, selected by the C-USA media relations department, are announced on Mondays.

POSTSEASON AWARDS

C-USA names first and second All-Conference teams, an All-Freshman team, Freshman of the Year, Newcomer of the Year, Player of the Year, Pitcher of the Year and the Keith LeClair Coach of the Year at the conclusion of the regular season. The award winners are selected by the league's head coaches and media members in each league city. Conference USA also names an All-Academic team prior to the Championship, which is selected by the league's Media Relations Directors. Championship awards include an all-tournament team and Championship Most Valuable Player.

C-USA ON THE WEB

For the most current information on Conference USA baseball, along with C-USA's other 19 sports, visit ConferenceUSA.com.

C-USA AUDIO UPDATES

Conference USA produces a daily audio update entitled "Today in Conference USA" that focuses on baseball as well as all C-USA sports. The league also hosts selected podcasts with head baseball coaches and other baseball-related personnel during the season. Bill Hazen serves as the host and producer of these programs. Both of these shows are available for download on C-USA's podcast channel: <http://conferenceusa.cstv.com/podcasts/c-usa-podcasts.html>

SCORES

For Conference USA baseball scores, along with in-game updates via GameTracker, please visit the baseball page of ConferenceUSA.com. For national scores, standings and schedules, please visit D1Baseball.com.

RADIO OUTLETS

Charlotte	WFNZ-AM (610)
FIU	FIUSports.com
Florida Atlantic	FAUSports.com
Louisiana Tech	KXKZ-FM (107.5)
Marshall	WMUL-FM (88.1)
	WRVC-AM (930)
Middle Tennessee	WMTS-FM (88.3)
Old Dominion	Star-AM (1310)
Rice	RiceOwls.com
Southern Miss	WKZW-FM (94.3)
UAB	WSPZ-AM (690)
UTSA	GoUTSA.com
WKU	WWKU-AM (1450)

C-USA MEDIA RELATIONS

214/774-1300

Russell Anderson, Assistant Commissioner for Football and Baseball Operations

rdanderson@c-usa.org • 214-773-1737 (cell)

Courtney Morrison-Archer, Associate Commissioner for Public Affairs

cmarcher@c-usa.org

Olivia Breedlove, Director of Communications

obreedlove@c-usa.org

Tim McNamara, Director of Communications

tmcnamara@c-usa.org

Taylor Brasher, Communications Assistant

tbrasher@c-usa.org

NATIONAL COLLEGIATE BASEBALL WRITERS ASSOCIATION

Founded in 1962, the NCBWA is dedicated to the advancement of college baseball. Membership is open to writers, broadcasters and publicists of the sport. Members receive a directory, newsletter updates and official votes in the Howser Award Player of the Year, Regional Player of the Year and NCBWA All-America voting. The NCBWA also sponsors preseason All-American awards, the Stopper of the Year Award, publication and writing contests. Additionally, the organization maintains a website at www.ncbwa.com and a Twitter account at @NCBWA. Membership is \$25 annually and available online at www.sportswriters.net.



NCBWA 2014-15 OFFICERS

President: Ben Taylor, Illinois, 217-244-5045

bktaylor@illinois.edu

1st Vice President: John Hines, Florida, 352-375-4683

johnh@gators.ufl.edu

2nd Vice President:

Malcolm Gray, East Carolina, 252-737-4523 graym@ecu.edu

3rd Vice President:

Brent Ingram, Kentucky, 859-257-8504 brent.ingram@uky.edu

Executive Director:

Bo Carter, National Football Foundation, 214-418-6132

bcarter@footballfoundation.com

Associate Executive Director:

Russell Anderson, Conference USA, 214-774-1351

rdanderson@c-usa.org

Assistant Executive Director:

Mike Montoro, West Virginia, 304-293-2821

mike.montoro@mail.wvu.edu

Division II Coordinator:

Logan Lawrence, St. Edward's, 512-464-8810

loganl@stedwards.edu

Division III Coordinator:

Mark Adkins, Manchester, 260-982-5035

mtadkins@manchester.edu

Blair Cash, Northwest Conference, 503-537-8920

bcash@nwcsports.com

Board of Directors: Ryan Bomberger, Liberty, 434-582-2292 (rbomberger@liberty.edu); Jeff Conrad, Houston, 713-749-9404 (jaconrad@central.uh.edu); Fumi Kimura, UC Irvine, 949-824-9474 (fkimura@uci.edu); Todd Miles, Oregon, 541-346-0962 (miles@uoregon.edu); Ryan Powell, North Dakota, 701-777-2986 (ryan.powell@athletics.und.edu); Tom Riordan, UNC Wilmington, 910-962-4099 (riordant@uncw.edu).

www.NCBWA.com

FAU Infielder CJ Chatham Named Preseason Player of the Year

Rice Lefty Blake Fox Listed as Preseason Pitcher of the Year


Rice picked to win regular season title

Conference USA has announced its 2016 preseason baseball awards, as chosen by the league's 12 head coaches. Florida Atlantic junior infielder **CJ Chatham** was selected as the preseason Player of the Year, while Rice senior left-hander **Blake Fox** was named the preseason Pitcher of the Year. For the second straight season, Rice was the unanimous favorite to win the league's championship. The Owls have won either the regular season or tournament championship in each of its 10 years as a member of C-USA.


Chatham hit .335 in 2015 and was second on the team with 44 RBI. His 22 doubles led an FAU squad that returned to an NCAA Regional appearance with the help of his 19-game hitting streak late in the season. Chatham scored 44 runs, belted three triples and three home runs, slugging .496 on the year in 60 games for the Owls, who were picked second in the preseason poll.

In 50 career appearances, including 32 starts, Fox is 26-2 all-time with a 2.45 ERA in 220.2 career innings. Last season, he finished third in Conference USA with a team-best eight wins and was eighth in ERA (3.30) for pitchers with at least the same number of innings (79.0). He maintained a 2.2-to-1 strikeouts-to-walks ratio and finished the year strong, posting a composite 1.52 ERA with a .226 opponents' batting average over his final five starts of the season.

Chatham was joined by FAU senior IF/OF **Brent Lashley** on the preseason All-Conference USA team, while Fox's teammate, OF **Ryan Chandler**, was named to the squad. Lashley hit .274 last season, playing in 58 games with 51 starts. He scored 42 runs with 28 RBI and 27 walks and led FAU with nine sacrifice flies. Chandler was



C.J. Chatham



Blake Fox

named C-USA Freshman of the Year after leading the Owls with 22 multiple-hit games and batting .302 for the season. He topped Rice and ranked eighth in the conference with 17 doubles. Chandler drew 25 walks to give him a .382 on-base percentage, drove in 34 runs and scored 43 times.

Old Dominion placed a league-high three players on the preseason team in junior RHP **Sam Sinnen**, sophomore IF **Zach Rutherford** and senior OF **Connor Myers**. Sinnen led the team with a 6-2 record and a team-best 2.39 ERA. In 60.1 innings of work, he walked only 11 batters with a team-high 51 strikeouts as opponents hit only .238 against him. Rutherford was a Freshman All-American after ranking third on the Monarchs in hitting at .317. He batted .355 in 27 conference games, which was the best on the team. Regarded as one of the top defensive outfielders in Conference USA, Myers started all 56 games and batted .302 with a team-high 20 stolen bases (second in C-USA) in 2015.

Marshall and UAB each produced two players for the preseason squad, with the Thundering Herd placing senior RHP **Chase Boster** and junior OF **Corey Bird**, while the Blazers list senior C **Esteban Tresgallo** and junior LHP **Thomas Lowery**. Boster started nine games a year ago for Marshall, posting a 7-1 record in 55 innings pitched with a 2.95 ERA and 37 strikeouts. Bird had a .307 batting average with 65 hits and 23 RBI last season. Tresgallo hit a team-leading 12 home runs in 2015, including seven times in the last 13 contests. The May 11 National Hitter of the Week batted .292 with a team-best 40 runs scored and 35 runs driven in. Lowery's seven wins were the most in C-USA among all non-starting pitchers. He posted a 2.11 ERA with 62 strikeouts and just 17 walks in 55.1 innings pitched.

Middle Tennessee, Southern Miss and WKU each had one preseason team representative. Blue Raiders junior OF **Brad Jarreau** started all 59 games and hit .338 in 2015, the second-best average among returning C-USA players, earning him Second-Team All-Conference USA honors. Golden Eagles senior IF **Tim Lynch** led his squad in all three major offensive categories, including batting average (.313), home runs (9) and runs batted in (32). The Hilltoppers placed senior IF **Danny Hudzina** on the preseason team after he ranked sixth in C-USA in home runs (9), eighth in RBI (43), ninth in hits (66), ninth in total bases (104) and 10th in slugging percentage (.515). Hudzina finished the season as WKU's leader in batting average (.327), multiple-hit games (22) and multiple-RBI games (10).

C-USA's 21st baseball season gets underway on February 19. The conference championship is scheduled for May 25-29 in Hattiesburg, Miss. C-USA's baseball programs have produced 78 NCAA appearances and 10 College World Series teams over the past 20 seasons.

2016 PRESEASON BASEBALL AWARDS

(as selected by C-USA's head coaches)

PREDICTED ORDER OF FINISH

1. Rice (12)
2. Florida Atlantic
3. Southern Miss
4. FIU
5. Old Dominion
6. UTSA
7. Middle Tennessee
8. UAB
9. WKU
10. Charlotte
11. Louisiana Tech
12. Marshall

(first place votes in parentheses)

PLAYER OF THE YEAR

CJ Chatham, Florida Atlantic (Junior, Infielder)

PITCHER OF THE YEAR

Blake Fox, Rice (Senior, Left-hander)

ALL-CONFERENCE TEAM

P	Chase Boster	Sr.	Marshall
P	Blake Fox	Sr.	Rice
P	Sam Sinnen	Jr.	Old Dominion
RP	Thomas Lowery	Jr.	UAB
C	Esteban Tresgallo	Sr.	UAB
IF	CJ Chatham	Jr.	Florida Atlantic
IF	Danny Hudzina	Sr.	WKU
IF	Tim Lynch	Sr.	Southern Miss
IF	Zach Rutherford	So.	Old Dominion
OF	Corey Bird	Jr.	Marshall
OF	Brad Jarreau	Sr.	Middle Tennessee
OF	Connor Myers	Sr.	Old Dominion
OF	Ryan Chandler	So.	Rice
DH/UT	Brett Lashley	Sr.	Florida Atlantic

2016 PRESEASON POLLS

Baseball America

1. Florida (52-18)
2. Louisville (47-18)
3. Texas A&M (50-14)
4. Virginia (44-24)
5. Oregon State (39-18-1)
6. Miami, Fla. (50-17)
7. Vanderbilt (51-21)
8. California (36-21)
9. Oklahoma State (38-20)
10. UCLA (45-16)
11. LSU (54-12)
12. Houston (43-20)
13. Louisiana-Lafayette (42-23)
14. Oregon (38-25)
15. Michigan (39-25)
16. USC (39-21)
17. Florida State (44-21)
18. TCU (51-15)
19. NC State (36-23)
20. Mississippi State (24-30)
21. Oklahoma (34-27)
22. Cal State Fullerton (39-25)
23. Coastal Carolina (39-21)
24. Mississippi (30-28)
25. Kentucky (30-25)

Collegiate Baseball

1. Florida (52-18)
2. Louisville (47-18)
3. Vanderbilt (51-21)
4. Miami, Fla. (50-17)
5. Texas A&M (50-14)
6. Louisiana-Lafayette (42-23)
7. LSU (54-12)
8. Oregon State (39-18-1)
9. Virginia (44-24)
10. UCLA (45-16)
11. Mississippi State (24-30)
12. Cal State Fullerton (39-25)
13. California (36-21)
14. Oregon (38-25)
15. TCU (51-15)
16. Florida State (44-21)
17. Missouri State (49-12)
18. Houston (43-20)
19. Tulane (35-25)
20. **Rice (37-22)**
21. Georgia Tech (32-23)
22. North Carolina (34-24)
23. Michigan (39-25)
24. Arkansas (40-25)
25. Oklahoma State (38-20)

ARV:

Florida Atlantic (42-19)
Southern Miss (36-18-1)

D1Baseball.com

1. Florida (52-18)
2. Louisville (47-18)
3. Vanderbilt (51-21)
4. Texas A&M (50-14)
5. Oregon State (39-18-1)
6. Miami, Fla. (50-17)
7. LSU (54-12)
8. Oklahoma State (38-20)
9. California (36-21)
10. NC State (36-23)
11. UCLA (45-16)
12. USC (39-21)
13. Virginia (44-24)
14. Oregon (38-25)
15. Mississippi State (24-30)
16. North Carolina (34-24)
17. South Carolina (32-25)
18. Louisiana-Lafayette (42-23)
19. TCU (51-15)
20. Florida State (44-21)
21. Cal State Fullerton (39-25)
22. Houston (43-20)
23. Texas (30-27)
24. Coastal Carolina (39-21)
25. Arkansas (40-25)

NCBWA

1. Florida (52-18)
2. Louisville (47-18)
3. Vanderbilt (51-21)
4. Texas A&M (50-14)
5. Oregon State (39-18-1)
6. Miami, Fla. (50-17)
7. LSU (54-12)
8. Virginia (44-24)
9. UCLA (45-16)
10. California (36-21)
11. Oklahoma State (38-20)
12. TCU (51-15)
13. Louisiana-Lafayette (42-23)
14. Florida State (44-21)
15. Houston (43-20)
16. Cal State Fullerton (39-25)
17. Oregon (38-25)
18. USC (39-21)
19. Mississippi State (24-30)
20. NC State (36-23)
21. North Carolina (34-24)
22. Arkansas (40-25)
23. Coastal Carolina (39-21)
24. South Carolina (32-25)
25. Michigan (39-25)

26. Rice (37-22)

ARV:

Florida Atlantic (42-19)
Old Dominion (27-29)
Southern Miss (36-18-1)
UAB (33-25)

2016 PRESEASON ALL-AMERICANS

LOUISVILLE SLUGGER/COLLEGIATE BASEBALL

Second Team

IF CJ Chatham, Florida Atlantic

NATIONAL COLLEGIATE BASEBALL WRITERS ASSOCIATION

Second Team

LHP Blake Fox, Rice

TEAM-BY-TEAM NOTEBOOK

CHARLOTTE

Junior LHP **Sean Geoghegan** will anchor the 49ers pitching staff after closing out a strong 2015 campaign with a team-best six victories. Geoghegan had a 2.46 ERA on the season (fifth in C-USA) with 58 strikeouts and just 22 walks.

Sophomore IF **Brett Netzer** returns after being named to C-USA's all-freshman team after hitting .318 last season. He also led the team with three triples, finished tied for second in runs (25), third in hits (27) and tied for fourth in RBI (19).

Senior 3B **Derek Gallelo** returns after missing most of 2016 due to injury. The redshirt senior started the first 15 games and hit .254 before missing the rest of the season. Gallelo led the squad in batting (.283) and on-base percentage (.361) during the 2014 season.

Junior IF **Zach Jarrett** led the 49ers with seven home runs and 32 RBI a season ago.

Charlotte's 2016 schedule includes 36 home games, including three Tuesdays in

Uptown Charlotte at the new BB&T Ballpark. The Niners three 6:05 p.m. contests in Uptown include Georgia on March 8th, N.C. State in a rematch of last year's first-ever college game at that stadium on March 29th and play Winthrop on April 5th.

FIU

The Panthers are coming off their first NCAA appearance since 2011. FIU became the first No. 8 seed to win the C-USA Championship, going 4-0 and defeating UAB in the title game, 8-2. For the tournament, the Panthers hit .370, scoring 44 runs on 51 hits to win their first conference tournament since 2010.

FIU's projected weekend starting rotation returns intact with sophomore RHP **Andres Nunez**, junior RHP **Chris Mourelle** and sophomore RHP **Cody Crouse** accounting for 18 of the Panthers' 30 wins last season. Nunez led the team with 79 strikeouts, Mourelle had a team-best seven wins, a team-high 102.2 innings pitched and a 3.07 ERA.

FIU will have three-fourths of a new infield in 2016 after Edwin Rios (Dodgers), Julius Gaines (Mariners) and Josh Anderson (Diamondbacks) were all drafted. That trio accounted for 28 home runs and 119 RBI last season, which was more than half and more than one-third of those team statistics, respectively.

On paper it seems the Panthers have a veteran ballclub with FIU having 24 upperclassmen on its 2016 roster. However, 14 of those upperclassmen will be making their FIU debuts this season.

FLORIDA ATLANTIC

Florida Atlantic appeared in the NCAA Championship for the 11th time in program history last season, winning a league-best 42 games. The 42 wins were the best mark in more than a decade, and the Owls climbed to as high as No. 12 in the national polls during the season.

Junior IF **CJ Chatham** has been named a



Louisville Slugger Preseason All-American by Collegiate Baseball newspaper. Chatham hit .335 in 2015 with 44 RBI. His 22 doubles led an FAU squad that was helped by his 19-game hitting streak late in the season. Chatham scored 44 runs and belted three triples and three home runs, slugging .496 on the year, starting 60 games for the Owls.

Junior OF **Christian Dicks** led FAU with eight home runs a season ago to go along with 39 RBI. The Jacksonville native scored 36 runs with seven doubles and two triples and was a perfect 7-of-7 on stolen base attempts. Dicks, in his first game as an Owl, hit a walk-off home run against Connecticut in the 2015 opener.

Junior IF/OF **Brett Lashley** hit .274 last season, playing in 58 games with 51 starts. He scored 42 runs with 28 RBI and 27 walks and led FAU with nine sacrifice flies.

Florida Atlantic reached double-digit hits 36 times last year and scored at least eight runs in 28 games. The Owls also set a new school record for triples with a league-best 22 three-baggers.

LOUISIANA TECH

Louisiana Tech's 2016 team will feature a revamped squad with 23 newcomers set to join the Bulldogs this upcoming season. The roster consists of 19 pitchers and 24 position players heading into the first week of practice. Of the 23 newcomers, 21 of the new Bulldogs come to Ruston via the junior college route. The Bulldogs return 20 players that saw action for LA Tech last season in addition to the 23 newcomers on the fall roster.

Louisiana Tech enters the 2016 season with an active 12-game non-conference winning streak, which is currently tied for a program record.

Senior **Taylor Love** returns for his final season with the Bulldogs, but the former infielder will have to adjust to a new position in 2016 after being converted to an outfielder in the offseason. For the past two seasons, Love has led LA Tech at the plate, including a .288 average in 52 with six home runs, five doubles, 32 RBI's and eight stolen bases last season for the Bulldogs.

Brent Diaz returns for his sophomore season after turning heads as a rookie to earn a spot on the Conference USA All-Freshman Team a year ago. The Miami native started 44 of the 46 games he appeared in, 31 of which was from behind the plate. Diaz gunned down 15 runners attempting to swipe a base in his first season with the Bulldogs.

The Bulldogs' closer returns in 2016 with **Adam Atkins** set for his senior season in Ruston. The right-hander led the LA Tech pitching staff last season with a 2.76 ERA in 45.2 innings with seven saves in 23 appearances. He recorded three wins and struck out 38 batters he faced as a junior.

Infielder **Mason Paxton** enters his senior season following a breakout summer with the Pompano Beach Clippers of the South Florida Collegiate Baseball League where he was named the 2015 Offensive Player of the Year. Paxton earned the honor after posting a .402

batting average in 35 games with 36 RBI's and 11 doubles. Paxton scored 28 runs, stole four bases and walked 14 times over the course of the summer. His .402 clip at the dish ranked third overall in the league.

MARSHALL

Marshall will return six positional starters from last year's team. Leading the way is junior OF **Corey Bird**, who had a .307 batting average with 65 hits and 23 RBI last season. Following Bird is senior IF **Aaron Bossi** and senior IF/OF **DJ Gee**. Bossi finished the 2015 season hitting at a .306 average with 34 hits and 15 RBIs, while Gee went .283 at the plate with 45 hits and was a threat on the base path with 12 stolen bases. Also returning are **Robert Fajardo**, **Tyler Ratliff** and **Matt Reed**, who all started more than 30 games for the Herd.

Coming off the success from last season, Corey Bird spent this past summer in one of the most prestigious summer leagues, the Cape Cod League. Bird went on to impress as he finished the regular season with a .344 batting average - fourth in the league - to go with 11 steals and 11 RBI - mostly from leadoff or ninth in the Hyannis Harbor Hawks' order. In the two-round playoffs, Bird went 11-for-30 (.367) in seven games, with a towering homer, seven RBI and five steals. His postseason OPS was .945.

With senior RHP **Chase Boster** (a second team All-Conference USA selection) and senior RHP **J.D. Hammer** back, the Herd will return with its top two starters from last season and arguably its deepest pitching rotation under Coach Jeff Waggoner. Boster started nine games last season for Marshall, while appearing in 12 total games and tossed 55 innings with a 2.95 ERA. He boasted a 7-1 record with 37 strikeouts. Hammer led the team in starts a year ago with 12 and appeared in 15 games. He threw 80 innings with a team high 56 strikeouts and a 3.83 ERA.

The five series wins Marshall produced in league play were the most since the Herd joined Conference USA. The 2015 squad tied a program record for most C-USA wins with 12.

The 2015 team finished first in C-USA games in fielding percentage with a .979 fielding percentage, and second overall at .971. This was the highest fielding percentage in Marshall history since the 1970s. Senior RF **Robert Fajardo** led the league with a perfect 1.000 in fielding percentage.

MIDDLE TENNESSEE

Head coach **Jim McGuire** is entering his fourth season leading the Blue Raiders and is just nine wins shy of 100, currently holding a career record of 91-82. McGuire is 36-24 in two seasons of Conference USA competition and after finishing 2015 with a 19-11 conference record and battling for the regular season title into the final weekend, McGuire was named the Conference USA Coach of the Year.

Middle Tennessee welcomes 19 newcomers to the program for the 2016 season while only 16 lettermen from the 2015 squad return. 2015 NJCAA Defensive Player of the Year **Riley**

Delgado highlights nine incoming transfers and will take over at shortstop for a defense that ranks in the top 10 nationally in double plays turned since 2012 with 232. Freshman IF **Austin Dennis** stood out in a group of 10 incoming freshmen by hitting .611 (11-for-18) in the five-game Blue-White World Series

Senior RHP **Nate Hoffmann** will serve as the ace of the Blue Raider staff in 2016 after going 4-1 last season while MT won 11 of his 13 starts. Hoffmann held a 3.61 ERA and struck out 45 batters, earning him Second Team All-Conference USA honors.

Junior OF **Brad Jarreau** started all 59 games and hit .338 in 2015, the second-best average among returning C-USA players, earning him Second Team All-Conference USA honors.

Junior 1B **Kevin Dupree** hit .301 in 52 starts for MT last season while compiling 13 doubles and three home runs.

Middle Tennessee will play 13 games against teams who went to the postseason in 2015. Indiana, Lipscomb, Florida Atlantic, Vanderbilt and Rice all made Regional appearances last season. Vanderbilt has advanced to the College World Series Finals the last two years and won the national championship in 2014. In addition, Kennesaw State advanced to Super Regionals in 2014 while Indiana, Vanderbilt and Rice each accomplished that feat in 2013

OLD DOMINION

Sophomore IF **Zach Rutherford** was a Freshman All-American after ranking third on the Monarchs in hitting at .317 where he started 42 of 43 games, mostly at shortstop. He hit .355 in 27 C-USA games, which was best on the team. Rutherford had 13 multiple-hit games and knocked in a career high four RBI in a game against nationally-ranked Florida Atlantic. Rutherford committed only five errors and was named to the Conference USA All-Freshman squad.

Junior RHP **Sam Sinnen** led the team with a 6-2 record and a team best 2.39 ERA. In 60.1 innings of work, he walked only 11 batters with a team best 51 strikeouts as opponents hit only .238 against him. Sinnen, who was a part of three Monarch shutouts had three saves in 20 appearances.

Junior OF **Connor Myers** is regarded as one of the top defensive outfielders in Conference USA. He started all 56 games and batted .302 with a team-high 20 stolen bases (second in C-USA). He also notched 10 doubles and scored 32 runs.

The team will look to make it three years in a row earning victories over defending National Champion Virginia this spring. Last season, ODU defeated the Cavaliers, 14-5 in Charlottesville, and 3-1 at Harbor Park in Norfolk. The win at Harbor Park came before crowd of 6,029, which marked the largest collegiate baseball crowd in state history. The previous was 5,421 on May 3, 2011 at the Richmond Diamond for Virginia-VCU game. In each of the last two years, ODU defeated UVA when it was ranked No. 1 in the nation.

ODU's recruiting class features 11 freshmen and a pair of junior college transfers. RHP **Brett Smith** is an athletic 6-foot-4 former high school quarterback with plenty of upside as he focuses exclusively on baseball. Third baseman **Seth Woodard** has right-handed power potential, while OF **Will Morgan** has a smooth lefthanded swing. Junior college transfer **Kyle Beam** brings physicality and a strong arm behind the plate, while RHP **Culver Lamb** has athleticism and a feel for pitching with his 86-89 fastball.

RICE

For the ninth time in its 10 years as a member of Conference USA, Rice won at least a share of the league's regular season crown, taking its seventh outright title. It marks the 20th consecutive season that the Owls have won a conference regular season or tournament championship, dating back to 1995, the final year of the Southwest Conference.

Outfielder **Ryan Chandler** was named C-USA Freshman of the Year after leading the Owls with 22 multiple-hit games and batting .302 for the season. He topped Rice and ranked eighth in the conference with 17 doubles. Chandler drew 25 walks to give him a .382 on-base percentage, drove in 34 runs and scored 43 times.

Senior LHP **Blake Fox** is back to lead the pitching staff. In 50 career appearances, including 32 collegiate starts, Fox is 26-2 all-time with a 2.45 ERA in 220.2 career innings. Last season he finished third in Conference USA with a team-best eight wins and was eighth in ERA (3.30) for pitchers with at least the same number of innings (79.0). He maintained a 2.2-to-1 strikeouts-to-walks ratio and finished the year strong, posting a composite 1.52 ERA with a .226 opponents' batting average over his final five starts over the last month of the season.

Connor Teykl enters his senior season having started 90 of the program's last 91 games dating back to April of 2014, including all 59 starts at first base last year. He tied for second on the team in doubles (12), third in hits (68) and fourth in slugging (.385) and total bases (90). Teykl was also third in total plate appearances (260) while finishing with a final batting average of .291.

Junior OF **Charlie Warren** enters the 2016 season as the Owls' leading returning hitter (.311) and he recorded a 20-game hitting streak from March 1 to April 3 last year, the longest by an Owl in nearly a decade (Brian Friday had 20 straight in 2006). He finished fourth on the team in hits (65), batting average (.311), runs scored (31), RBI (30), on-base percentage (.384) and total plate appearances (244). Warren led the Owls in sacrifice bunts (7) and plus-speed helped him bunt for a base hit a team-leading six times.

SOUTHERN MISS

The Golden Eagles finished the 2015 season with a 36-18-1 overall record, tying for second place with a 19-10 C-USA record. Southern Miss has captured at least 30 victories for 14 consecutive seasons as well as compiling

its 14th-straight winning season and 29th in the last 30 years. The Golden Eagles closed the regular season by winning their final 13 games, tying the school record for most wins in a row and equaling the 1995 team's feat which started the season by winning the same total.

Southern Miss ended its season perfect against its in-state Southeastern Conference foes last season, defeating Ole Miss twice (5-1 in Hattiesburg on March 4 and 6-5 in Pearl on April 7) and Mississippi State once (3-0 in Pearl on March 24). It is the first time the Golden Eagles have been undefeated during a regular season against both clubs since 1965 when Southern Miss beat both squads once during that campaign. In fact, with its win Apr. 28 over Alabama, Southern Miss finished the regular season 4-0 against the SEC. The Golden Eagles also knocked off former C-USA school Tulane in both of their meetings last season and defeated Sun Belt regular season champion South Alabama twice, including the school's longest game in terms of innings, 17, in a 7-6 win at Pete Taylor Park on Apr. 29.

Southern Miss 3B **Taylor Braley** collected Louisville Slugger Freshman All-America honors after batting .286 for the Golden Eagles during his initial season. He scored 25 runs, smacked 11 doubles, three home runs and had 25 RBI. Braley's slugging percentage was .400 and his on-base percentage was .362, as he walked 20 times and was hit by a pitch twice.

Senior 1B **Tim Lynch** returns after being named second team All-Conference USA last season. He led the Golden Eagles in all three major offensive categories including batting average (.313), home runs (9) and runs batted in (32). Lynch made just two errors at first base for a .996 fielding percentage. In C-USA, he was ninth in slugging percentage (.510) and tied for sixth in home runs.

Senior IF **Chase Scott** had a team-best hitting streak of 21 games that went into the C-USA Tournament opener. He was named C-USA Hitter of the Week for his play in four games during the final week of the regular season. Scott's hitting streak was the longest since 2013 for the Golden Eagles and tied for the eighth-longest hitting streak in school history.

UAB

The Blazers reached the title game of the C-USA Championship last season for just the second time, falling to FIU. UAB reached the final by allowing just one run in its three wins (26 innings pitched). With a 33-25 overall record, the Blazers posted their sixth winning season in seven years, topping the 30-win mark in three of the last four.

UAB totaled a 9-6 record vs. teams in the 2015 NCAA Tournament, including a doubleheader sweep over Ole Miss in Oxford, three wins over Florida Atlantic including back-to-back victories in the C-USA Championship, two wins over FIU and two over Rice.

Senior C **Esteban Tresgallo** hit a team-leading 12 home runs last season, including seven times in the last 13 contests. The May 11 National Hitter of the Week batted .292 with a team-best 40 runs scored and 35 runs driven in.

Junior LHP **Thomas Lowery**'s seven wins were the most in C-USA among all non-starting pitchers. He posted a 2.11 ERA with 62 strikeouts and just 17 walks in 55.1 innings pitched.

Senior OF **Griffin Gum** played in 51 games in 2015 and was the Blazers third-leading hitter with a .274 average. He was a perfect 11-for-11 in stolen bases, which ranked 12th in C-USA. Gum had one of UAB's top on-base percentages (.361), drawing 20 walks with five HBP.

UTSA

Head baseball coach **Jason Marshall** became the fastest coach in UTSA school annals to reach 100 wins when he led the Roadrunners to a 4-3 victory over Middle Tennessee on May 9, 2015 en route to a berth to the Conference USA Championship.

Sophomore OF **Trent Bowles** will highlight six returning starters for UTSA in 2016. Bowles was selected a Louisville Slugger Freshman All-American and was the seventh player in program history to earn the honor. He batted .283 and registered 54 hits, including 16 doubles (second-best on the team and ninth in C-USA), with one triple and four home runs. Bowles also added 37 runs, 30 RBIs and six stolen bases to the Roadrunners offense. He finished the year with 12 multiple hit and eight multiple RBI games and ended the season reaching base safely in 18 straight contests.

Senior IF **Tyler Straub** led the team with a .340 batting average and played and started in 40 contests. He slugged .463 and posted a .391 on base percentage, while placing second on the team with 12 stolen bases (tied for seventh in Conference USA). Straub registered 19 multi-hit and six multi-RBI games.

UTSA stole a league-high 68 bases last season (34 in league play), led by senior OF **Matt Hilston** with 13 in 14 tries.

Along with his baseball skill-set, freshman RHP **Karan Patel** is one of the top U18 cricket players in the USA.

WKU

John Pawlowski will be entering his first season at the helm of WKU baseball in 2015, boasting 505 wins and 11 NCAA Tournament appearances in his career. The veteran coach has developed 80 MLB Draft selections (50 pitchers) during his 22-year coaching tenure at the collegiate level. Pawlowski won over 60 percent of his games in 14 seasons at College of Charleston, which included six seasons with at least 36 wins, three NCAA Regional appearances and a Super Regional appearance in 2006.

Pawlowski will have a veteran pitching staff to work with as WKU returns 87.5 percent of its wins, 77.5 percent of its innings pitched and 73.5 percent of its strikeouts from last season.

All-Conference USA second team selection **Danny Hudzina** will be returning for the Hilltoppers after an impressive season at third base last season. He ranked sixth in C-USA in home runs (9), eighth in RBI (43), ninth in hits (66), ninth in total bases (104) and 10th in

slugging percentage (.515). Hudzina finished the season as WKU's leader in batting average (.327), multiple-hit games (22) and multiple-RBI games (10). He never had a stretch of two-straight games without a hit and tallied at least one hit in 41 of 52 games overall.

The 2016 slate is highlighted by 14

games against programs that played in the NCAA Regionals from a year ago, with Super Regional participant Louisville (March 29), Lipscomb (March 2) and C-USA Champion FIU (April 29-May 1) all coming to Bowling Green. A midweek game against 2014 national champion Vanderbilt (May 3) and a trip to

Athens, Georgia, to play Georgia, Cincinnati and Sun Belt regular season champion South Alabama in the Bulldog Invitational (Feb. 26-28) round out a difficult non-conference schedule.

UMPIRES

Coordinator of Umpires Rich Fetchiet

Rich Fetchiet was named C-USA Coordinator of Baseball Umpires in 1999. He has more than 35 years of collegiate, national and international umpiring and umpire-related administrative experience.

Fetchiet is currently the Coordinator of Baseball Umpires for the American, Big 12, Big Ten, Mid-American and Missouri Valley Conferences, as well as Conference-USA and the Horizon and Summit Leagues. He is a member of the NCAA National Umpire Program Advisory Committee in addition to the NCAA Baseball Rules Editorial Committee. Rich has served as the Baseball Secretary-Rules Editor for the NCAA and Chair of the ABCA Rules Committee. He is active in numerous officiating organizations and is a teacher and instructor at umpire camps and clinics across the country.

Fetchiet retired from active umpiring after the 2000 season. Prior to that he umpired numerous Division I conference tournaments and made three College World Series appearances, including serving as the plate umpire for the 1999 national championship game. Included among Rich's international tournaments are the Pan Am Games, World Cup Qualifier, Intercontinental Cup, World Championships, the Baltimore Orioles vs. Cuban National Team Friendship Game, and the Olympic Games. In 1997 the International Baseball Association named him Umpire of the Year. In 2012 Fetchiet became only the second umpire ever inducted into the College Baseball Hall of Fame.

Fetchiet is a higher education administrator at the University of Michigan School of Dentistry. Rich and his wife, Kay, and two children currently reside in Ann Arbor, Michigan.



Noting C-USA Umpires:

Fetchiet has assembled a strong umpire staff for Conference USA. At least one C-USA umpire has been assigned to the College World Series each year since 1999. Last year, the conference was represented in Omaha by Perry Costello, Mike Duffy, Danny Mascorro and Mike Morris.

NCAA Rules

The official 2016 NCAA Baseball Rules and Interpretations book is available online. Please visit: <http://www.ncaapublications.com/productdownloads/BA16.pdf>

2016 C-USA UMPIRES

Curtis Alexander
Ron Arnsperger
John Ausmus
Linus Baker
Michael Banks
Kevin Bradley
Tom Brahan
Ryan Broussard
Joe Brown
Dave Buck
John Bullock
Chuck Busse
Jackie Cayson
Brian Clark
Mike Conlin
John Coons
Brandon Cooper
Tim Cooper

Timothy Cordill
Perry Costello
Jeff Doy
Bobby Entrekin
Andrew Fulton
Manny Gonzalez
Scott Graham
Ray Gregson
Wes Hamilton
Wayne Harris
Jeremy Hayes
Tim Henderson
Matthew Hensel
Asa Howard
Bob Howard
Mark Hutchison
Jerry Johnson
Stan Johnson
Scott Johnston

Kenneth Langford
John Lavin
Marc Lewis
Dale Luker
Chris Magouirk
Tony Maners
Brian Martin
Carlos Martinez
Dan Mascorro
Mike Mazza
Michael Mazzarisi
Mark McDonald
Charles McElroy
Matt McKendry
Shane Metheny
Josh Miller
Jason Millsap
Ralph Minard
Jett Minton

Terry Mobley
Ron Moore, Jr.
Ryan Morehead
Casey Moser
Trey Nelson
Eddie Newsom
Kelly Nutt
Greg Oros
Wilson Raynor
Mike Sadowski
Matt Schaeffer
Jim Schaly
Keith Shartzter
Brian Sinclair
Cale Smith
Joseph Smith
Doyle Sooter
David Speaks
Matt Stellges

Darin Stiers
Chris Symons
Bret Tharp
Mark Uyl
Thomas Walkoviak
Chris Ward
Ron Whiting
Scott Wilkerson
Doug Williams
Mark Winters
Jon Wolfe

CONFERENCE USA: HISTORY OF GREATS. BE THE NEXT.

Conference USA enters its third decade in 2015-16 as it continues to compete and promote the success of its student-athletes. The league has adapted to the ever-changing landscape of collegiate athletics over its first 20 seasons, but the commitment to excellence, integrity, leadership and its student athletes in competition, academics and community is unwavering.

Conference USA enjoys a far-reaching fan base with its 14 members: Charlotte, FIU, Florida Atlantic, Louisiana Tech, Marshall, Middle Tennessee, North Texas, Old Dominion, Rice, Southern Miss, UAB, UTEP, UTSA and WKU.

Debuting in 1995, Conference USA teams have combined for 88 bowl appearances in football, 102 NCAA Tournament appearances in basketball, including three Final Fours, 63 NCAA baseball appearances including six College World Series berths, 79 NCAA soccer tournament appearances, including four trips to the College Cup, and 36 individual national champions in track and field, and cross country.

Success is not limited to athletic achievement, however, as 197 Conference USA student-athletes have garnered Academic All-America honors, 691 have achieved academic all-district laurels and thousands of student-athletes have earned a college degree.

Conference USA sponsors competition in 19 sports – nine for men (baseball, basketball, cross country, football, golf, soccer, tennis, and indoor and outdoor track and field) and 10 for women (basketball, cross country, golf, soccer, softball, swimming and diving, tennis, indoor and outdoor track and field, and volleyball).

The league promotes the scholar-athlete ideal, honoring outstanding academic achievement with numerous conference-sponsored awards, including the Commissioner's Honor Roll and the Commissioner's Academic Medal as well as sport-specific All-Academic teams.

C-USA annually awards postgraduate scholarships, along with the Sport Academic Awards, Scholar-Athletes of the Year and the Institutional Academic Excellence Award. Additionally, Conference USA presents a Spirit of Service Award three times each year, recognizing student-athletes who excel on the field, in the classroom and give back to the community through significant service efforts and participation.

SUCCESS ON THE PLAYING FIELD

Conference USA performers have achieved great success in competition, placing the league among the top conferences in the nation.

Football

- 93 teams have earned bowl bids
- Eligible for the College Football Playoff
- Conference USA has 11 bowl affiliations through the 2019 season, securing a minimum of five berths annually. Conference USA has primary bowl tie-ins with the Arizona Bowl, Boca Raton Bowl, Gildan New Mexico Bowl, Hawai'i Bowl, Miami Beach Bowl, Popeyes Bahamas Bowl, R+L Carriers New Orleans Bowl, St. Petersburg Bowl and Zaxby's Heart of Dallas Bowl, along with secondary arrangements with the Independence Bowl and the Lockheed Martin Armed Forces Bowl.

Men's Basketball

- 120 postseason teams (52 NCAA, 47 NIT, 11 CBI, 10 CIT)
- One National Championship title game appearance
- Three Final Four teams
- Seven Elite Eight NCAA Tournament teams

- One NIT Champion and five NIT semifinalists
- Inaugural CBI Champion
- One CIT Champion

Women's Basketball

- 50 NCAA Tournament appearances
- 52 WNIT appearances
- One Sweet 16 NCAA Tournament team
- Three WNIT semifinalists
- One WBI Champion

Baseball

- 63 NCAA appearances
- Six College World Series appearances (2009, 2008, 2007, 2006, 2005 and 2001)
- 14 Super Regional appearances
- Has produced at least four NCAA teams in nine of the past 14 seasons

In addition to the numerous NCAA Tournament berths, C-USA has sent four men's soccer teams to the NCAA College Cup, three softball teams to the Women's College World Series and three volleyball teams to the NCAA Sweet 16. The league has also had 36 national champions in NCAA track and field competition, one national champion in diving, and numerous NCAA individual and team competitors in cross country, golf, swimming, tennis, and track and field. Overall, Conference USA teams and individuals have made more than 1,900 NCAA appearances.

SUCCESS OFF THE FIELD

C-USA institutions are among the nation's best in academic performance of student-athletes, bolstered by the fact that student-athletes at league schools have a higher graduation rate than the general student population. Among C-USA's 5,000 student-athletes, there are champions off the playing field as well. In 20 years, nearly 30,000 student-athletes have been named to the Commissioner's Honor Roll or received the Commissioner's Academic Medal, indicative of outstanding achievement in the classroom.

C-USA ON TV

C-USA enjoys significant television exposure through partnerships with FOX Sports Media Group, CBS Sports Network, ESPN and American Sports Network (ASN). The multi-tiered selection process that is rooted in partnering with all four networks has substantially increased the number of national and regional appearances for football, men's and women's basketball, and all other conference sports.

C-USA membership include institutions within eight of the Top 40 media markets and four in the Top 25 according to Nielsen. C-USA home markets this year will include more than 13 million TV households, a 30 percent increase from two years ago.

C-USA DIGITAL NETWORK

The C-USA Digital Network officially launched in August of 2011. Network programming includes live streaming of non-televvised events, video on demand, a weekly C-USA studio show, podcasting, regular-season and championship event highlights, and conference-produced feature stories. In its first year, 1,164 events were streamed live and 8,126 videos were posted and available on the C-USA Digital Network, and those numbers have more than doubled. Monthly and yearly subscriptions provide fans access to events offered on all of the C-USA member institution's athletic websites as well as C-USA network programming.

C-USA IN THE COMMUNITY

The conference's current footprint is concentrated with 14 members in 10 states and a combined area population of more than 30



million. With a commitment to community involvement, the conference developed several initiatives to maintain strong ties in C-USA cities, as well as with fans and alumni across the country. C-USA schools also place a priority on giving back to their communities through volunteer service with local and national organizations. Individually, student-athletes are recognized each season through the Spirit of Service award.

GOVERNANCE

Conference USA has significant representation in the NCAA governance structure. The presidents of the member institutions serve as the league's Board of Directors.

A PROUD HISTORY

Conference USA was formed in 1995 and quickly emerged as one of the nation's top conferences. The conference unveiled its name, logo and commissioner April 24, 1995, in Chicago. The league's charter members were Charlotte, Cincinnati, DePaul, Houston, Louisville, Marquette, Memphis, Saint Louis, Southern Miss, Tulane, UAB and USF. Eleven of the institutions began athletic participation in 1995, while Houston joined competition in the fall of 1996.

The league's headquarters were established in Chicago and, after nine years, relocated to the current office in Irving, Texas. Britton Banowsky was named Commissioner in October 2002, succeeding Mike Slive, the league's first commissioner.

C-USA added East Carolina (September, 1996) and the United States Military Academy (March, 1997) as football members. ECU began league competition in 1997; Army in 1998 and UAB began football play in 1999. The league brought in TCU and ECU (1999) for all sports and they began competition in 2001. USF started C-USA football in 2003. Marshall, Rice, SMU, Tulsa, UCF and UTEP became full-time Conference USA members for all sports in 2005.

In 2013, charter member Charlotte returned to C-USA and was joined by new members FIU, Florida Atlantic, Louisiana Tech, Middle Tennessee, North Texas, Old Dominion and UTSA. WKU joined the league on July 1, 2014.

METRO AREA POPULATION

City	Population
Dallas-Denton, Texas	6,954,330
Houston, Texas	6,490,180
Miami-Boca Raton, Fla.	5,929,819
Charlotte, N.C.	2,380,314
San Antonio, Texas	2,328,652
Murfreesboro, Tenn.	1,792,649
Norfolk, Va.	1,716,624
Birmingham, Ala.	1,143,772
El Paso, Texas	836,698
Huntington, W.Va.	222,878
Ruston, La.	178,864
Bowling Green, Ky.	165,732
Hattiesburg, Miss.	148,656
TOTAL	30,289,169

Courtesy: U.S. Census Data

TV DEMOGRAPHICS

Market	Rank	TV Hshlds
Dallas-Ft. Worth	5	2,655,290
Houston	10	2,289,360
Miami	16	1,663,290
Charlotte	25	1,157,920
Nashville	29	1,043,440
San Antonio	36	906,210
West Palm Beach	38	809,640
Birmingham	44	719,200
Norfolk	45	718,930
Huntington	65	457,600
Shreveport	82	388,400
El Paso	91	344,480
Hattiesburg	167	112,360
Bowling Green	182	81,030
TOTALS		13,347,150

Courtesy: Nielsen Media Research, Inc.

COMPETITIVE HIGHLIGHTS

(by Conference members since the league's inception in 1995)

- 88 Bowl Appearances
- 52 NCAA and 47 NIT Appearances in Men's Basketball
- Three Men's Basketball Final Four Appearances
- 50 NCAA and 52 WNIT Appearances in Women's Basketball
- 63 NCAA Appearances in Baseball (11 Super Regional teams)
- Six College World Series Appearances, with five in a row from 2005-09
- 38 NCAA appearances in Volleyball with three regional semifinal appearances
- Three Softball College World Series Appearances
- 48 Men's Soccer NCAA Appearances
- Four Men's Soccer College Cup Appearances
- 55 Men's Golf and 53 Women's Golf Regional Teams
- 36 Individual National Championships in Track and Field and Cross Country

CONFERENCE USA BASEBALL HIGHLIGHTS

- Six College World Series appearances.
- 63 NCAA Appearances
- Three National Players of the Year
- Three National Freshmen of the Year
- 144 All-Americans
- Schools have combined to win 40 or more games 62 times in the last 15 years
- Has had a team ranked No. 1 in the nation in four of the last 11 regular seasons
- Hosted 14 NCAA Regionals and six Super Regionals

The 12 current members of C-USA have also accomplished the following:

- 2003 National Champions - Rice
- 98 NCAA Appearances in Baseball (66 since 1995)

MORE COMPETITIVE HIGHLIGHTS

Men's Basketball – Five C-USA teams earned postseason bids in 2015. UAB played in the NCAA Tournament, advancing to the third round, and Old Dominion reached the semifinals of the NIT.

Women's Basketball – C-USA teams have made 50 NCAA appearances and 51 WNIT outings in 20 seasons.

Women's Cross Country – Middle Tennessee captured its first C-USA Women's Cross Country title and two individuals competed in the NCAA Championship.

Men's Cross Country – North Texas won its first Conference USA Championship and UTEP represented C-USA in the NCAA Championships.

Football – C-USA finished 4-1 in bowl games, the best winning percentage (.800) among all conferences in 2014. Marshall finished in the top 25 and Louisiana Tech received votes in the final polls.

Men's Golf – Three C-USA teams and four individuals earned bids to the 2015 NCAA Regionals, with Charlotte and UAB advancing to the NCAA Championship. Two individuals finished in the NCAA Top 10.

Women's Golf – Middle Tennessee won the C-USA title and earned a bid to the 2015 NCAA Regionals, along with three individual golfers.

Men's Soccer – Regular season champion Charlotte, tournament champion Old Dominion, UAB and associate member Kentucky earned berths to the NCAA Championship, giving the league 48 all-time postseason appearances.

Women's Soccer – North Texas won its first regular season title and C-USA Tournament champion Rice represented the league in the NCAA Championship.

Softball – Led by All-American pitcher Miranda Kramer, WKU won the regular-season and postseason titles, and advanced to the regional final in the NCAA Tournament.

Swimming & Diving – C-USA has produced 54 NCAA All-Americans since the 2005-06 season, including FIU's Sonia Perez Arau in 2014, the first All-American swimmer in Panthers history.

Men's Tennis – UTSA won its first Conference USA title and participated in the NCAA Championship.

Women's Tennis – C-USA Champion Rice made its fourth consecutive appearance in the NCAA Championship, while Owls All-American Natalie Beazant became the second player in C-USA history to reach the third round of the NCAA Tournament multiple times.

Indoor Track & Field – C-USA produced three All-Americans, while Rice and UTEP represented Conference USA at the NCAA Championships.

Outdoor Track & Field – UTEP's Anthony Rotich successfully defended his title in the men's 3,000m steeplechase, garnering his fourth overall national crown. Rotich also became just the third athlete in NCAA history to win three-straight 3,000m steeplechase national titles.

Volleyball – WKU represented C-USA in the 2015 NCAA Championship, giving the league 38 all-time NCAA appearances in 20 years.



ACADEMICS

Conference USA is dedicated to excellence in athletics, academics and community service. C-USA places an emphasis on academic achievement for its student-athletes, encouraging an environment for academic success. In addition to student-athletes representing the league on the Capital One Academic All-America teams, C-USA has several academic award programs that are featured below. A total of 2,591 student-athletes earned recognition to the Commissioner's Honor Roll during the 2014-15 academic year, with 567 earning the Academic Medal. Eight student-athletes earned Academic All-America honors, while 40 were recognized at the district level.

ACADEMIC AWARDS

Institutional Academic Excellence Award

Awarded to the institution with the highest overall student-athlete GPA in Conference sponsored sports.

Sport Academic Award

Awarded to the team in each Conference sponsored sport with the highest GPA for the current academic year.

Commissioner's Honor Roll

Awarded to student-athletes in Conference sponsored sports that have achieved a 3.0 cumulative GPA or above.

Commissioner's Academic Medal

Awarded to student-athletes in Conference sponsored sports that have achieved a 3.75 cumulative GPA or above.

Scholar Athlete of the Year Award

Awarded to the top student-athlete, as determined by the Faculty Athletics Representatives, in each Conference sponsored sport. The award is based on academic achievement (GPA - 3.0 or better), athletic achievement and service.

Dr. Jim Castañeda Post-Graduate Scholarships

Fourteen awards of \$4,000 each will be granted each year to graduates. The Faculty Athletic Representatives determine the recipients at the Conference's Spring meetings. Recipients of the C-USA post-graduate scholarships must enroll in a graduate program within three years of receipt of the award. The award is named after former Faculty Athletics Representative Dr. Jim Castañeda, who served Rice for 46 years as an educator, coach and administrator before he passed away in November 2008.

2014-15 Capital One Academic All-America Selections

Evan Karakolis	Rice	Track & Field	First Team
Braeden Troyer	South Carolina	Men's Soccer	First Team
Josh Dye	New Mexico	Men's Soccer	Second Team
Wesley Miller	UTEP	Football	Second Team
Brian Nordstrom	Rice	Football	Second Team
Brett Patterson	Middle Tennessee	Men's Golf	Second Team
Morgan Zerkle	Marshall	Softball	Second Team
Ian Michalek	UAB	Men's Soccer	Third Team

CONFERENCE USA COMMISSIONER'S HONOR ROLL - Baseball

→ Commissioner's Academic Medal winners with cumulative GPA of 3.75 or better

CHARLOTTE

Devin Bagwell
→ Brandon Casas
Jacob Craver
Brad Elwood
Derek Gallelo
Trevor Gay
Sean Geoghegan
Luke Gibbs
Matt Horkey
Adam Huffman
Eddie Hull
Hunter Jones
Joshua Maciejewski
JD Prochaska
→ Daniel Raley
Patrick Raley
Alex Reynolds
Jeremy Schellhorn
Brandon Vogler

FIU

Brandon Cody
Charles Cormier
Cody Crouse
Ian Exposito
Julius Gaines
Evan Holland
David Lee
Spencer Levine
Dominic Lobrutto
Carlos Lopez
Andres Nunez
eMitchell Robinson
Austin Rodriguez
Jack Schaaf
Eduardo Silva
→ Zachary Soria

FLORIDA ATLANTIC

Jose Bonilla-Traverso
Weston Clemente

Gunnar Lambert
Brett Lashley
Brett Maggard
Ryan Miller
Nicholas Mizelle
Randy Oliva
Esteban Puerta
Tyler Rocklein
John Sebelle

LOUISIANA TECH

Adam Atkins
Mark Baughman
Braden Bristo
Zachary Burger
Zachary Buster
Tyler Clancy
Jacob Derouen
→ Brent Diaz
Brian Findley
Brandon Horne
Jared Keating
Bre'shon Kimbell
Robert Love
William Qualls
Thomas Simoneaux
Pierce Spangler
Bryce Stark
→ Jordan Taylor

MARSHALL

Roscoe Blackburn
Aaron Bossi
Chase Boster
Lance Elder
Dillon Gee
John Dale Hammer
Max Joseph
Nick Newton
Tyler Ratliff
Chad Roberts
Billy Sager

Heston Van Fleet
→ Wesley Wommack

MIDDLE TENNESSEE

Michael Adkins
Aaron Aucker
Keaton Baker
Andrew Cash
Benjamin Cash
→ Shane Connahan
Jake Ellison
Johnathan Frebs
Nathan Hoffman
Brad Jarreau
→ Ronald Jebavy
Koopor Kessler
eKaleb King
Phillip Kunda
Tanner McDivitt
Trent Miller
→ Connor Moss
→ Garrett Ring
Will Schnure
Caleb Smith
Blake Stansberry
Ryan Stephens
Kevin Sullivan
Cody Tollison
Tyler Troutt
Brandon Zajac

OLD DOMINION

Adam Bainbridge
Joseph Benitez
→ Steven Bienlien
Austin Bregman
Thomas Busbice
Matthew Cogen
Greyson Finwood
Derek Francis
Darius Gillus
Joseph Guaragna

Nicholas Hartman
Justin Hayes
Jacob Josephs
Jared Koenig
Christopher Livers
→ Nicholas Lustrino
Kyle Majette
Nathaniel Matheson
Jason McMurray
Zachary Rutherford
Kurt Sinnen
Samuel Sinnen
Nicholas Walker

RICE

Wilfrido Amador
Matthew Ditman
→ Andrew Dunlap
Jon Duplantier
Blake Fox
→ Sanjov
Gopalkrishnan
Kevin McCanna
Ryan McCarthy
Max McElligott
Austin Orewiler
Nicholas Orewiler
John Clay Reeves
Michael Rodgers
Austin Solecitto
Ford Stainback
Chadwick Tatum
Kirby Taylor
Trevor Teyki
Charles Warren
John Williamson
Dayne Wunderlich

SOUTHERN MISS

Connor Barron
Dylan Burdeaux
Bryan Coughlin

Matthew Durst
Ryan Ellis
→ Michael Gilbert
Seth Holman
→ Nick Johnson
Cooper Jones
Daniel Keating
James Lear
→ Kirkland McCarty
James McMahon
→ Connor O'Brien
Austin Roussel
→ Hunter Slater
Michael Sterling
→ Clayton Tagueant
Taylor Walker

UAB

Jacob Armstrong
Brett Blackwood
Holt Davis
→ Matthew Furuto
Griffin Gum
→ Tyler Hamby
Charles Hicklen
Sam Kelley
Johnny Lieske
Alex Luna
→ Tyler Mims
Matt Morse
Dylan Munger
James Naile
Garrett Peek
Adam Smith
Esteban Tresgallo
Ruben Tresgallo

UTSA

→ John Bormann
Benjamin Brookover
Aaron Burns
Billy Craft

Dustin Dworak
Jeremy Filipek
Zach Galm
Patrick Herbelin
Jaryd Hodgson
Geonte Jackson
Kevin Markham
Cullen Pickering
Trentin Rosipal
William Sefcik
→ Matt Sims
Tyler Straub
James Talley
Dillon Turney
Steven Valentine
Mike Warren

WKU

Brandon Allen
Joshua Bartley
Cody Coll
Philip Diedrick
→ Kaleb Duckworth
Kevin Elder
John Harman
Samuel Higgs
Daniel Hudzina
Austin King
→ Steven Kraft
Trevor Lowe
Grant Malott
→ Ryan Messex
Anderson Miller
→ Benjamin Morrison
Brennan Pearson
Thomas Peter
Ethan Simmons
Jackson Sowell
Andrew Stepp
→ Wyatt Terrell
Logan Weins

2015-16 CONFERENCE USA CHAMPIONSHIPS

SPORT	DATE	SITE	HOST
Cross Country	October 31	Bowling Green, Ky.	WKU
Women's Soccer	November 4-8	Miami, Fla.	FIU
Men's Soccer	November 11-15	Charlotte, N.C.	Charlotte
Volleyball	November 20-22	San Antonio, Texas	UTSA
Football	December 5	Divisional Champion with best record	
Indoor Track & Field	February 24-25	Birmingham, Ala.	UAB
Women's Swimming & Diving	February 24-27	Atlanta, Ga.	C-USA
Men's Basketball	March 8-12	Birmingham, Ala.	UAB
Women's Basketball	March 8-12	Birmingham, Ala.	UAB
Women's Golf	April 18-20	Fort Myers, Fla.	C-USA
Women's Tennis	April 20-24	Murfreesboro, Tenn.	Middle Tennessee
Men's Tennis	April 21-24	Houston, Texas	Rice
Men's Golf	April 24-27	Texarkana, Ark.	C-USA
Softball	May 11-14	Denton, Texas	North Texas
Outdoor Track & Field	May 12-15	Murfreesboro, Tenn.	Middle Tennessee
Baseball	May 25-29	Hattiesburg, Miss.	Southern Miss

2014-15 CONFERENCE USA CHAMPIONSHIP SCOREBOARD

SPORT	REGULAR SEASON CHAMPION	TOURNAMENT CHAMPION	POSTSEASON TEAMS
Men's Cross Country	n/a	North Texas	UTEP, 1 Individual
Women's Cross Country	n/a	Middle Tennessee	2 Individuals
Women's Soccer	North Texas	Rice	Rice
Men's Soccer	Charlotte	Old Dominion	Charlotte, Kentucky, Old Dominion, UAB
Volleyball	UTSA/WKU	WKU	WKU
Football	Marshall/Louisiana Tech	Marshall	Louisiana Tech, Marshall, Rice, UTEP, WKU
Women's Swimming/Diving	n/a	FIU	8 individuals
Women's Indoor Track	n/a	UTEP	Rice 1 Individual; 1 team scored 7 Individuals; 3 teams scored
Men's Indoor Track	n/a	WKU	Rice, UTEP 5 Individuals; 2 teams scored
Women's Basketball	WKU	WKU	Marshall, Middle Tennessee, Old Dominion, Southern Miss, WKU
Men's Basketball	Louisiana Tech	UAB	LA Tech, Middle Tennessee, Old Dominion, UAB, UTEP
Men's Tennis	n/a	UTSA	UTSA, 1 Individual
Women's Tennis	n/a	Rice	Rice 1 Individual
Women's Golf	n/a	Middle Tennessee	Middle Tennessee, 3 Individuals
Men's Golf	n/a	North Texas	Charlotte, North Texas, UAB 2 Individuals
Softball	WKU	WKU	Florida Atlantic, WKU
Men's Outdoor Track	n/a	UTSA	Middle Tennessee, Rice, UTEP, WKU 13 Individuals; 4 teams scored
Women's Outdoor Track	n/a	WKU	Rice, 9 Individuals; 1 team scored
Baseball	Rice	FIU	FIU, Florida Atlantic, Rice



2016 C-USA CHAMPIONSHIP

Pete Taylor Park – Hattiesburg, Miss.

C-USA Championship Format

The 2016 Conference USA Championship will return to Hattiesburg, Miss. for the third straight year and sixth time in the league's history. Southern Miss hosted the 2015, 2014, 2009, 2005 and 1996 C-USA Championships at Pete Taylor Park. The Championship will feature the top eight teams in regular-season league play and the format consists of two double-elimination brackets, with a single-elimination championship game.

Game Schedule All times Central.

Wed., May 25

- Game 1 9:00a
- Game 2 12:30p
- Game 3 4:00p
- Game 4 7:30p

Thurs., May 26

- Game 5 9:00a
- Game 6 12:30p
- Game 7 4:00p
- Game 8 7:30p

Fri., May 27

- Game 9 3:00p
- Game 10 6:30p

Sat., May 28

- Game 11 9:00a
- Game 12 12:30p
- Game 13 4:00p (if necessary)
- Game 14 7:30p (if necessary)

Sun., May 29

- Championship Game 1:00p



PETE TAYLOR PARK – HATTIESBURG, MISS.

Pete Taylor Park

Pete Taylor Park/Hill Denson Field has been the home of Southern Miss baseball since 1984, when the facility was opened. "The Pete" as it is nicknamed, has seated more than a million fans who have entered its gates. During that time, the Golden Eagles have been regularly among the top teams in the nation in attendance.

The stadium features chairback seating for 2,054 fans and bleacher seating for 1,212, after its current renovation prior to the 2012 season. The facility upgrade extended the main grandstand past each dugout to give it a more overall stadium look. The extended grandstands eliminated the bleacher seating that had been utilized down each of the base lines. The stadium also has a popular right field lounge area known as the "Right Field Roost," which has reserved parking for 40 vehicles and is equipped with barbecue grills.

Over the years, additions have included expanded sunken dugouts, an automatic underground watering system, underground french drainage system, a full-size infield tarp, Triple A specification lighting system, a state-of-the-art public address system, four covered batting cages equipped with pitching machines and covered bullpen mounds. A new scoreboard was added in the 2005 summer with an electronic video board. The 2008 season saw the addition of 12 luxury suites and a new press box. This addition makes "The Pete" one of the few collegiate baseball stadium in the nation that offers luxury suites. The playing field was resurfaced during the summer of 2013.

PAST C-USA TOURNAMENT CHAMPIONS


2015	FIU	2004	TCU
2014	Rice	2003	Southern Miss
2013	Rice	2002	East Carolina
2012	UAB	2001	Tulane
2011	Rice	2000	Houston
2010	Southern Miss	1999	Tulane
2009	Rice	1998	Tulane
2008	Houston	1997	Houston
2007	Rice	1996	Tulane
2006	Rice	*declared co-champions after championship game was cancelled due to weather	
2005	TCU/Tulane*		

2016 NCAA COLLEGE WORLD SERIES

The 69th Annual College World Series will take place June 18-28/29 at TD Ameritrade Stadium in Omaha, Neb. This is the 66th time that the CWS will be played in Omaha and the fifth year at the downtown stadium.

The field consists of 64 teams, with 29 conference champions being joined by 35 at-large selections. Sixteen double-elimination regionals consisting of four teams each will take place from Friday to Monday, June 3-June 6. The winners of those regionals advance to the Super Regionals, which will be a best of three format with two teams playing at eight different sites during June 10-13.

The eight winners will play in the 2016 College World Series, which will employ its familiar pair of four-team double-elimination brackets leading to a best-of-three championship series between the winners of the two brackets. The CWS will run from Saturday, June 18 – Tuesday, June 28 or Wednesday, June 29.



CHARLOTTE

49ers

QUICK FACTS

Location: Charlotte, N.C.
Founded: 1946
Enrollment: 27,251
Nickname: 49ers
Colors: Green and White
Home Field: Hayes Stadium (3,200)
Dimensions: 335 L, 390 C, 335 R
Chancellor: Dr. Philip Dubois
Athletics Director: Judy Rose
SWA: Kim Whitestone
Baseball Administrator: Darin Spease

Loren Hibbs HEAD COACH

Alma Mater: Wichita State '84
Career Record: 707-571-3 (24th)
Record at Charlotte: 707-571-3 (24th)
Assistant Coaches:
 (29) Brandon Hall (UNC Wilmington '99)
 (36) Bo Robinson (Charlotte '10)
Director of Baseball Operations:
 Chris Hinnau
Office Phone: 704-687-0727



MEDIA RELATIONS

Baseball SID: Sean Fox
Office Phone: 704/687-1023
E-Mail: sean.fox@uncc.edu
Cell: 239/633-5383
Press Box: 704/687-5959
Website: www.charlotte49ers.com
Facebook: Charlotte49ers
Twitter: @NinerBaseball

BASEBALL FACTS

2015 Record: 19-29
2015 C-USA Record: 11-19
2015 C-USA Championship: n/a
2015 Postseason: N/A
NCAA Appearances: 5
NCAA Record: 3-10
All-Time Record: 1,071-926-7
Letterwinners R/L: 19/3
Starters R/L: 8/1
Pitchers R/L: 11/2



Dr. Philip Dubois,
Chancellor



Judy Rose,
Athletics Director



Darin Spease,
Baseball Administrator



Sean Fox,
Baseball Contact

FOLLOW THE 49ers

WEB

www.Charlotte49ers.com



Charlotte49ers



@Charlotte49ers
 @NinerBaseball



Charlotte49ersVids



2016 ROSTER

No	Name	Pos.	B/T	Ht.	Wt.	Year	Hometown/Previous School
1	T.J. Nichting	INF/OF	S/R	5-11	184	Jr.	Hamilton, Ohio/Badin
2	Reece Hampton	OF	S/R	5-10	155	Fr.	Charlotte, N.C./Charlotte Christian
6	Holden Capps	LHP	R/L	6-2	174	Jr.	Lawton, Okla./Lawton/Redlands CC
9	Brett Netzer	INF	L/R	6-0	189	So.	Tega Cay, S.C./Fort Mill
10	Zach Jarrett	OF	R/R	6-4	230	Jr.	Hickory, N.C./Hickory
11	Conner Thomson	C/OF	L/R	5-9	168	Fr.	Dover, Ohio/Canton South
12	Luke Gibbs	INF	L/R	5-8	171	R-Jr.	Oxford, Miss./Oxford/Itawamba CC
14	Drew Morrison	LHP	R/L	6-0	201	Fr.	Newark, Ohio/Licking Valley
16	Brandon Vogler	RHP	R/R	6-3	193	Jr.	Lewisville, N.C./Reagan
18	Drew Ober	INF/OF	R/R	6-2	195	Fr.	Huntersville, N.C./Hough
19	Alex Reynolds	1B/OF	R/R	6-1	222	So.	Kings Mountain, N.C./Kings Mountain
20	Nick Daddio	C	R/R	6-2	204	R-Jr.	Huntersville, N.C./Hough
21	Micah Wells	RHP	R/R	6-1	170	Sr.	Pfafftown, N.C./Mount Tabor
22	Matt Horkey	LHP	L/L	6-0	195	So.	Greensboro, N.C./Ragsdale
24	Sean Geoghegan	LHP	L/L	6-7	267	R-Jr.	High Point, N.C./Southwest Guilford
25	Logan Sherer	1B/RHP	R/R	6-3	248	Jr.	Matthews, N.C./East Mecklenburg
26	Derek Fritz	C	R/R	6-0	209	Jr.	Sunrise, Fla./Stoneman Douglas/Pensacola St.
27	Jackson Mims	INF	R/R	6-3	190	So.	Shelby, N.C./Shelby/East Carolina
28	Zach Flanagan	RHP	R/R	6-3	195	Jr.	Tyler, Texas/Robert E. Lee/Howard JC
30	J.D. Prochaska	LHP	L/L	6-2	213	R-Jr.	Lawrence, Kan./Free State /Allen Co. CC
32	Eddie Hull	INF	R/R	6-0	191	R-Jr.	Charlotte, N.C./Charlotte Catholic/Louisburg CC
33	Hunter Jones	INF	R/R	6-1	169	So.	Indian Trail, N.C./Piedmont
34	Philip Perry	RHP	R/R	6-0	170	R-So.	Concord, N.C./Jay M. Robinson/East Carolina
35	Jacob Craver	LHP	L/L	6-1	197	So.	King, N.C./West Stokes
36	Gavin Hellman	RHP	R/R	6-4	183	Fr.	Hummelstown, Pa./Hershey
38	Josh Maciejewski	LHP	L/L	6-3	201	So.	Morrisville, N.C./Panther Creek
39	Nate Traugh	RHP	R/R	6-5	213	Sr.	Fredericksburg, Va./Riverbend
41	Derek Gallelo	INF	L/R	5-10	175	R-Sr.	Fredericksburg, Va./Riverbend
42	Colton Laws	RHP	R/R	6-8	213	R-Fr.	Faith, N.C./Carson/East Carolina
43	Devin Bagwell	RHP	R/R	6-1	193	R-Fr.	Mooresville, N.C./Southlake Christian
44	Brandon Casas	RHP	R/R	6-6	228	R-Jr.	Pasadena, Md./Gilman/Maryland
45	Austin Wynn	RHP	R/R	6-0	188	R-So.	Charlotte, N.C./South Mecklenburg

Head Coach: 49 Loren Hibbs (Wichita State, '84)

Assistant Coach: 29 Brandon Hall (UNC Wilmington '99)

Assistant Coach: 36 Bo Robinson (Charlotte '10)

ALPHABETICAL ROSTER

43	Devin Bagwell	RHP
6	Holden Capps	LHP
44	Brandon Casas	RHP
35	Jacob Craver	LHP
20	Nick Daddio	C
28	Zach Flanagan	RHP
26	Derek Fritz	C
41	Derek Gallelo	INF
24	Sean Geoghegan	LHP
12	Luke Gibbs	INF
2	Reece Hampton	OF
36	Gavin Hellman	RHP
22	Matt Horkey	LHP
32	Eddie Hull	INF
10	Zach Jarrett	OF
33	Hunter Jones	INF
42	Colton Laws	RHP
38	Josh Maciejewski	LHP
27	Jackson Mims	INF
14	Drew Morrison	LHP
9	Brett Netzer	INF
1	T.J. Nichting	INF/OF
18	Drew Ober	INF/OF
34	Philip Perry	RHP
30	J.D. Prochaska	LHP
19	Alex Reynolds	1B/OF
25	Logan Sherer	1B/RHP
11	Conner Thomson	C/OF
39	Nate Traugh	RHP
16	Brandon Vogler	RHP
21	Micah Wells	RHP
45	Austin Wynn	RHP



Derek Gallelo



CHARLOTTE

2016 SCHEDULE

FEBRUARY

19	WILLIAM & MARY	3:00p
20	WILLIAM & MARY	1:00p
21	WILLIAM & MARY	1:00p
26	TOLEDO	3:00p
27	TOLEDO (DH)	12:00p
28	TOLEDO	1:00p

MARCH

2	at Kennesaw State	5:00p
4	KENT STATE	3:00p
5	KENT STATE	1:00p
6	KENT STATE	1:00p
8	GEORGIA (BBT)	6:05p
9	GEORGIA	3:00p
11	FAIRFIELD	3:00p
12	FAIRFIELD	3:00p
13	FAIRFIELD	3:00p
16	WAKE FOREST	6:00p
18	FIU	6:00p
19	FIU	2:00p
20	FIU	1:00p
22	at Wake Forest	6:00p
24	at Louisiana Tech	6:00p
25	at Louisiana Tech	3:00p
26	at Louisiana Tech	11:00a
29	NC STATE (BBT)	6:05p

APRIL

1	SOUTHERN MISS	6:00p
2	SOUTHERN MISS	2:00p
3	SOUTHERN MISS	11:00a
5	vs. Winthrop (BBT)	6:05p
6	at NC State	6:00p
8	at Florida Atlantic	6:30p
9	at Florida Atlantic	4:00p
10	at Florida Atlantic	1:00p
13	NORTH CAROLINA A&T	6:00p
15	at Middle Tennessee	7:00p
16	at Middle Tennessee	5:00p
17	at Middle Tennessee	2:00p
19	at Gardner-Webb	6:00p
22	MARSHALL	6:00p
23	MARSHALL	2:00p
24	MARSHALL	1:00p
26	THE CITADEL	6:00p
29	at Rice	7:00p
30	at Rice	2:00p

MAY

1	at Rice	1:00p
3	UNC ASHEVILLE	6:00p
6	OLD DOMINION	6:00p
7	OLD DOMINION	2:00p
8	OLD DOMINION	1:00p
13	at UTSA	7:00p
14	at UTSA	3:00p
15	at UTSA	2:00p
17	WINTHROP	6:00p
19	UAB	6:00p
20	UAB	3:00p
21	UAB	1:00p
25-29	at C-USA Championship (Hattiesburg, Miss.)	

All times Eastern and subject to change.
HOME GAMES IN CAPS.
Conference games in bold.
BBT - BB&T Ballpark, Charlotte, N.C.

2015 RESULTS

FEBRUARY

20	AKRON	(cancelled)		
21	AKRON	L	1-2	0-1
21	AKRON	W	1-0	1-1
22	AKRON	L	4-5	1-2
25	at College of Charleston	(cancelled)		
27	vs. NC State (Savannah, Ga.)	W	1-0	2-2
28	vs. UNCG (Savannah, Ga.)	W	2-1	3-2

MARCH

1	vs. NC State (Savannah, Ga.)	(cancelled)		
4	NORTH CAROLINA A&T	W	6-0	4-2
6	(11) RICE	L	2-4	4-3
7	(11) RICE	L	3-10	4-4
8	(11) RICE	L	3-6	4-5
10	HIGH POINT	L	4-8	4-6
14	FLORIDA ATLANTIC	L	3-8	4-7
14	FLORIDA ATLANTIC	L	7-18	4-8
15	FLORIDA ATLANTIC	L	1-5	4-9
17	MD.-EASTERN SHORE	W	17-5	5-9
18	PRESBYTERIAN	W	4-3	6-9
20	at FIU	W	5-4	7-9
21	at FIU	L	1-23	7-10
22	at FIU	L	5-7	7-11
24	at Wake Forest	L	6-8	7-12
28	LOUISIANA TECH	W	5-0	8-12
28	LOUISIANA TECH	W	9-5	9-12
29	LOUISIANA TECH	W	5-3	10-12
31	NC STATE (BB&T Park)	L	6-10	10-13

APRIL

3	at Old Dominion	W	9-7	11-13
4	at Old Dominion	W	9-0*	12-13
5	at Old Dominion	L	1-15 (7)	12-14
7	at Virginia Tech	(cancelled)		
10	at Marshall (BWV)	L	1-5	12-15
11	at Marshall (BWV)	W	5-4	13-15
12	at Marshall (BWV)	L	6-8	13-16
14	WINTHROP	L	1-5	13-17
15	at NC State	(cancelled)		
17	MIDDLE TENNESSEE	L	5-7 (11)	13-18
18	MIDDLE TENNESSEE	L	6-7	13-19
18	MIDDLE TENNESSEE	L	6-8	13-20
21	WAKE FOREST	L	1-6	13-21
24	at UAB	W	6-0	14-21
25	at UAB	W	5-4	15-21
26	at UAB	W	3-1 (12)	16-21
28	GARDNER-WEBB	W	9-5	17-21

MAY

1	(16) DALLAS BAPTIST	L	3-6	17-22
2	(16) DALLAS BAPTIST	L	4-12	17-23
3	(16) DALLAS BAPTIST	L	5-6	17-24
8	at Southern Miss	L	0-1	17-25
9	at Southern Miss	L	10-11 (11)	17-26
10	at Southern Miss	L	0-9	17-27
12	at Winthrop	W	7-2	18-27
14	UTSA	W	4-3	19-27
15	UTSA	L	3-15	19-28
16	UTSA	L	1-10	19-29

HOME GAMES IN CAPS. Conference games in bold.
BWV - Beckley, W. Va.
*forfeit





2015 STATISTICS

Record: 19-29, 11-19 C-USA

BATTING

Player	AVG	GP-GS	AB	R	H	2B	3B	HR	RBI	TB	SLG%	BB	HBP	SO	GDP	OB%	SF	SH	SB-ATT	PO	A	E	FLD%
Elwood	.328	48-48	180	25	59	7	1	1	24	71	.394	22	1	10	1	.400	2	1	0-2	105	12	0	1.000
Netzer	.318	41-39	148	25	47	6	3	0	19	59	.399	14	2	24	4	.382	1	2	3-5	75	2	2	.975
Sherer	.311	48-48	193	33	60	14	0	6	25	92	.477	10	1	41	5	.348	0	0	1-1	344	28	9	.976
Jones	.229	39-35	131	13	30	2	0	0	8	32	.244	8	2	19	3	.284	0	2	0-0	28	74	10	.911
Jarrett	.209	48-48	172	25	36	4	1	7	32	63	.366	11	7	44	3	.278	4	4	3-3	136	5	3	.979
Gibbs	.203	48-48	148	16	30	7	2	1	14	44	.297	24	2	26	3	.316	3	7	4-6	62	137	19	.913
Nichting	.198	48-48	192	20	38	16	0	0	19	54	.281	9	1	20	2	.236	1	2	1-2	96	128	9	.961

Hull	.364	22-2	22	3	8	1	0	0	1	9	.409	1	0	5	0	.391	0	0	0-0	4	0	1	.800
D. Raley	.318	33-20	85	16	27	2	0	0	5	29	.341	16	1	20	0	.427	1	0	1-3	0	0	0	.000
Gallelo	.254	15-15	63	9	16	1	1	0	5	19	.302	4	1	9	1	.309	0	0	2-3	13	20	6	.846
Reynolds	.232	33-9	56	4	13	3	0	0	6	16	.286	3	0	14	1	.271	0	1	0-1	22	2	1	.960
Eason	.213	30-24	80	6	17	2	0	0	6	19	.238	14	3	26	0	.351	0	9	1-1	55	0	0	1.000
P. Raley	.161	18-10	31	1	5	0	0	0	2	5	.161	1	0	6	0	.188	0	3	0-0	67	8	2	.974
Daddio	.152	44-38	112	8	17	3	0	0	9	20	.179	9	4	36	6	.240	0	10	1-1	233	17	3	.988
Vogler	.000	1-0	1	0	0	0	0	0	0	0	.000	0	0	1	0	.000	0	0	0-0	5	10	0	1.000

Totals	.250	48-48	1614	204	403	68	8	15	175	532	.330	146	25	301	29	.319	12	41	17-28	1270	513	77	.959
Opponents	.296	48-48	1695	299	501	84	8	39	263	718	.424	145	66	290	29	.369	23	38	41-51	1269	562	64	.966

PITCHING

Player	ERA	W-L	APP-GS	CG	SHO/CBO	SV	IP	H	R	ER	BB	SO	2B	3B	HR	AB	B/Avg	WP	HBP	BK	SFA	SHA	
Geoghegan	2.46	6-5	13-13	1	1/2	0	87.2	71	30	24	22	58	14	1	5	312	.228	6	15	0	1	10	
Vogler	3.75	0-1	23-1	0	0/1	1	48.0	57	27	20	16	25	7	1	2	195	.292	9	2	2	3	3	
Maciejewski	5.06	2-7	13-13	0	0/1	0	64.0	80	50	36	20	36	13	2	6	266	.301	6	2	3	3	11	
Prochaska	7.01	4-4	13-13	0	0/1	0	61.2	80	56	48	25	54	13	1	11	259	.309	8	19	1	3	3	

Bond	0.00	0-0	2-0	0	0/0	0	1.1	0	0	0	0	1	0	0	0	4	.000	0	0	0	0	0	
Sherer	4.76	0-0	11-0	0	0/2	6	11.1	13	6	6	7	9	4	0	0	41	.317	3	3	0	1	1	
Horkey	5.01	2-5	16-4	0	0/0	0	46.2	57	32	26	10	22	12	1	7	186	.306	5	6	0	2	4	
Wells	5.28	1-1	24-0	0	0/2	4	30.2	44	22	18	10	33	6	2	3	130	.338	0	4	0	5	1	
Gay	5.98	3-3	23-3	0	0/0	0	40.2	54	29	27	8	25	11	0	0	161	.335	8	6	1	1	4	
Craver	6.17	0-2	15-1	0	0/0	0	11.2	13	14	8	15	10	1	0	0	50	.260	4	5	0	1	0	
Wynn	9.00	0-0	4-0	0	0/0	0	5.0	7	8	5	4	4	0	0	2	23	.304	0	0	0	2	0	
Smith	10.80	0-0	5-0	0	0/0	0	3.1	3	5	4	1	1	1	0	1	13	.231	1	1	0	1	0	
Traugh	14.29	0-1	9-0	0	0/1	0	11.1	22	20	18	7	12	2	0	2	55	.400	5	3	0	0	1	

Totals	5.10	18-29	48-48	1	5/4	11	423.1	501	299	240	145	290	84	8	39	1695	.296	55	66	7	23	38	
Opponents	3.47	29-18	48-48	1	2/2	15	423.0	403	204	163	146	301	68	8	15	1614	.250	54	25	1	12	41	





FIU PANTHERS

QUICK FACTS

Location: Miami, Fla.
Founded: 1965
Enrollment: 54,000
Nickname: Panthers
Colors: Blue and Gold
Home Field: FIU Baseball Stadium (2,000)
Dimensions: 325 L, 400 C, 325 R
President: Dr. Mark B. Rosenberg
Athletics Director: Pete Garcia
SWA: Julie Berg
Baseball Administrator: Bobby Staub

MEDIA RELATIONS

Baseball SID: Pete Pelegrin
Office Phone: 305/348-1357
E-Mail: pppelegr@fiu.edu
Cell: 305/775-6003
Press Box: 305/775-6003
Website: www.FIUSports.com
Facebook: FIUSports
Twitter: @FIUBaseball

BASEBALL FACTS

2015 Record: 30-31
2015 C-USA Record: 13-17
2015 C-USA Championship: 4-0
2015 Postseason: 1-2
NCAA Appearances: 11
NCAA Record: 9-19
All-Time Record: 1,509-951-1
Letterwinners R/L: 15/14
Starters R/L: 7/5
Pitchers R/L: 13/3

Turtle Thomas HEAD COACH

Alma Mater: High Point '75
Career Record: 581-298-1 (16th)
Record at FIU: 319-213-1 (10th)
Assistant Coaches:
 (7) Mark Kertenian (Cal State Northridge '02)
 (4) Sean McSheffery (Dallas '10)
 (41) Dean Stiles (Oregon, '82)
Director of Baseball Operations:
 Ryan Traylor (Wofford '13)
Office Phone: 305-348-7803



Dr. Mark B. Rosenberg,
President



Pete Garcia,
Athletics Director



Bobby Staub,
Baseball Administrator



Pete Pelegrin,
Baseball Contact

FOLLOW THE PANTHERS

WEB

www.FIUSports.com



FIUSports
FIUBaseball



@FIUSports
@FIUBaseball



FIU Panthers



2016 ROSTER

No	Name	Pos.	B/T	Ht.	Wt.	Year	Hometown/Previous School
1	Chris Coipel	RHP	R/R	6-0	205	Fr.	Miami, Fla./Columbus
2	Michael Agis	RHP	R/R	5-11	190	Jr.	San Antonio, Texas/Harlandale
5	Austin Rodriguez	INF	R/R	5-10	190	Sr.	San Fernando Valley, Calif./LA Mission College
8	Irving Lopez	INF	S/R	5-10	175	Jr.	Yuma, Ariz. /Gila Ridge (Ariz.)
11	Kenny Meimerstorf	OF	R/R	6-0	180	Jr.	Henderson, Nev./Bishop Gorman (Nev.)
12	Rey Perez	INF	R/R	5-8	175	Sr.	Arecibo, Puerto Rico/Monte Verde Academy (Wabash Valley CC)
13	Connor McManigal	OF	L/L	6-1	185	Jr.	Santa Barbara, Calif./Santa Barbara College
14	Kolby Follis	OF	R/R	5-9	165	Jr.	Bolivar, Mo./Bolivar
16	Zach Files	INF	L/R	6-2	210	Jr.	Fort Worth, Texas/Boswell (Tex.)
18	Eddie Silva	INF	R/R	5-11	190	So.	Pembroke Pines, Fla./Archbishop McCarthy
19	Oliver Francis	OF	R/R	6-1	220	Jr.	Santiago, D.R./CENAPEC
20	Ricardo Pozo	OF	R/R	6-5	210	So.	Miami, Fla./Gulliver Prep
22	Zack Soria	C/OF	R/R	5-10	195	R-Jr.	Homer Glen, Ill./Mesa JC
24	Nate Pearson	RHP	R/R	6-5	190	Fr.	Oldsmar, Fla./Bishop McLaughlin
25	Christian Khawam	OF	R/R	5-10	205	Jr.	Miami, Fla./Southridge
26	Chris Mourelle	RHP	R/R	6-1	180	Jr.	Miami, Fla./Southwest
27	Nick Mira	C	B/R	5-10	185	R-So.	Miami, Fla./Killian
28	Conner Shepherd	INF	L/R	6-0	180	Fr.	Upland, Calif./Upland
29	Jack Schaaf	OF	L/R	6-0	190	So.	Springboro, Ohio/Springboro
30	Cain Spangler	RHP	R/R	6-3	180	Jr.	Cape Coral, Fla./
31	Garrett Cave	RHP	R/R	6-3	200	So.	Bushnell, Fla./South Sumter
32	Nick Day	INF	R/R	6-3	220	Jr.	Yuma, Ariz./Agua Fria (Ariz.)
33	Robby Kalaf	RHP	L/R	6-0	205	Gr.	Brandon, Fla./Bloomingdale (State College of Florida)
34	C.J. Witkowski	INF/OF	INL/R	6-2	200	Jr.	Valencia, Calif./Hart (Calif.)
35	Cody Crouse	RHP	L/R	6-6	215	Jr.	Valrico, Fla./Bloomingdale
36	Dominic LoBrutto	LHP	L/L	6-1	185	So.	Winter Springs, Fla./Winter Springs
38	Robert Garcia	RHP	R/R	6-3	190	Jr.	Mexico City, Mexico/IBA (Puerto Rico)
39	Alex Demchak	LHP	L/L	6-2	190	Jr.	Boca Raton, Fla./Spanish River
41	Darian Perez	UT	R/R	6-0	205	Jr.	Miami, Fla./Ferguson
42	JC Escarra	INF/C	IL/R	6-3	205	Jr.	Hialeah, Fla./Mater Academy
43	Williams Durruthy	RHP	R/R	6-4	210	Jr.	Hialeah, Fla./Mater Academy
44	Richie Cruz	RHP	R/R	5-10	190	Fr.	Hialeah, Fla./Plantation American Heritage
45	Andres Nunez	RHP	R/R	6-4	240	So.	Pembroke Pines, Fla./Archbishop McCarthy
46	Willy Fabra	RHP	R/R	6-2	205	Jr.	Miami, Fla./Belen
48	Frank Chacon	LHP	L/L	6-0	185	Fr.	Miami, Fla./Florida Christian

Head Coach: 17 Turtle Thomas (High Point '75)

Assistant Head Coach: 7 Mark Ketenian (Cal State Northridge '00)

Assistant Coach/Pitching: 41 Dean Stiles (Oregon, '82)

Volunteer Assistant Coach: 4 Sean McSheffery (University of Dallas '11)

Director of Baseball Operations: Ryan Traylor (Wofford '13)

ALPHABETICAL ROSTER

2	Michael Agis	RHP	11	Kenny Meimerstorf	OF
31	Garrett Cave	RHP	27	Nick Mira	C
48	Frank Chacon	LHP	26	Chris Mourelle	RHP
1	Chris Coipel	RHP	45	Andres Nunez	RHP
35	Cody Crouse	RHP	24	Nate Pearson	RHP
44	Richie Cruz	RHP	41	Darian Perez	UT
32	Nick Day	INF	12	Rey Perez	INF
39	Alex Demchak	LHP	20	Ricardo Pozo	OF
43	Williams Durruthy	RHP	5	Austin Rodriguez	INF
42	JC Escarra	INF/C	29	Jack Schaaf	OF
46	Willy Fabra	RHP	28	Conner Shepherd	INF
16	Zach Files	INF	18	Eddie Silva	INF
14	Kolby Follis	OF	22	Zack Soria	C/OF
19	Oliver Francis	OF	30	Cain Spangler	RHP
38	Robert Garcia	RHP	34	C.J. Witkowski	INF/OF
33	Robby Kalaf	RHP			
25	Christian Khawam	OF			
36	Dominic LoBrutto	LHP			
8	Irving Lopez	INF			
13	Connor McManigal	OF			



Zack Soria



2016 SCHEDULE

FEBRUARY

19	at Mississippi	5:00p
20	at Mississippi	2:30p
21	at Mississippi	1:00p
23	ST. THOMAS	6:30p
24	MISSOURI	3:00p
26	SETON HALL	6:30p
27	SETON HALL	6:30p
28	SETON HALL	1:00p

MARCH

1	SETON HALL	6:30p
4	LOYOLA MARYMOUNT	6:30p
5	LOYOLA MARYMOUNT (DH)	2:00p
6	LOYOLA MARYMOUNT	1:00p
8	STETSON	6:00p
9	ILLINOIS STATE	3:00p
11	MANHATTAN	6:30p
12	MANHATTAN (DH)	2:00p
13	MANHATTAN	1:00p
15	at Jacksonville	6:00p
16	at Jacksonville	6:00p
18	at Charlotte	6:00p
19	at Charlotte	2:00p
20	at Charlotte	1:00p
24	MARSHALL	6:30p
25	MARSHALL	6:30p
26	MARSHALL	3:00p
29	at Bethune-Cookman	6:00p

APRIL

1	at UTSA	7:00p
2	at UTSA	3:00p
3	at UTSA	12:00p
8	OLD DOMINION	6:30p
9	OLD DOMINION	6:30p
10	OLD DOMINION	12:00p
13	BETHUNE-COOKMAN	4:00p
15	at Louisiana Tech	7:00p
16	at Louisiana Tech	4:00p
17	at Louisiana Tech	12:00p
22	FLORIDA ATLANTIC	6:30p
23	FLORIDA ATLANTIC	6:30p
24	FLORIDA ATLANTIC	1:00p
26	at South Florida	6:30p
27	at Louisville	5:00p
29	at WKU	7:00p
30	at WKU	3:00p

MAY

1	at WKU	1:00p
6	RICE	6:30p
7	RICE	6:30p
8	RICE	12:00p
13	at UAB	7:30p
14	at UAB	3:00p
15	at UAB	2:00p
19	SOUTHERN MISS	6:30p
20	SOUTHERN MISS	6:30p
21	SOUTHERN MISS	11:00a
25-29	at C-USA Championship (Hattiesburg, Miss.)	

All times Eastern and subject to change.
HOME GAMES IN CAPS.

Conference games in bold.

2015 RESULTS

FEBRUARY

13	(29) TENNESSEE	W	4-3	1-0
14	(29) TENNESSEE	L	2-9	1-1
15	(29) TENNESSEE	W	3-0	2-1
18	at Stetson	L	2-12	2-2
20-22	at Baseball at the Beach Tournament (Conway, S.C.)			
21	vs. (28) Georgia Tech	L	9-16	2-3
21	vs. NC State	L	1-3	2-4
22	vs. N.C. Central	W	4-0	3-4
22	vs. N.C. Central	W	7-5 (13)	4-4
27	MANHATTAN	W	7-2	5-4
28	MANHATTAN	W	17-0	6-4
28	MANHATTAN	L	3-5	6-5

MARCH

1	MANHATTAN	W	19-5	7-5
6	CONNECTICUT	L	1-4	7-6
7	CONNECTICUT	L	3-5	7-7
8	CONNECTICUT	W	7-2	8-7
10	vs. Seton Hall (PC)	L	10-12	8-8
10	vs. St. Joseph's (PC)	L	5-11	8-9
13	at Southern Miss	W	9-1	9-9
14	at Southern Miss	L	3-7	9-10
15	at Southern Miss	L	0-10	9-11
18	at USF	L	3-4	9-12
20	CHARLOTTE	L	4-5	9-13
21	CHARLOTTE	W	23-1	10-13
22	CHARLOTTE	W	7-5	11-13
24	at Bethune-Cookman	L	2-3 (10)	11-14
27	at Marshall (CH)	W	7-2	12-14
28	at Marshall (CH)	L	4-5	12-15
29	at Marshall (CH)	W	3-1	13-15
31	BETHUNE-COOKMAN	L	4-7	13-16

APRIL

3	UTSA	L	3-5	13-17
4	UTSA	W	11-6	14-17
5	UTSA	L	2-4	14-18
7	SOUTH FLORIDA	W	13-7	15-18
10	at Florida Atlantic	W	6-5	16-18
11	at Florida Atlantic	L	3-8	16-19
12	at Florida Atlantic	L	4-5 (11)	16-20
17	WKU	L	4-6	16-21
18	WKU	W	6-4	17-21
19	WKU	L	2-17	17-22
22	PALM BEACH ATLANTIC	W	18-5	18-22
25	LOUISIANA TECH	W	12-11 (11)	19-22
25	LOUISIANA TECH	W	6-5 (13)	20-22
26	LOUISIANA TECH	L	0-1	20-23

MAY

2	at Old Dominion	L	2-4	20-24
2	at Old Dominion	W	4-1	21-24
3	at Old Dominion	L	0-3	21-25
5	JACKSONVILLE	W	7-4	22-25
6	JACKSONVILLE	W	9-0	23-25
8	UAB	L	1-7	23-26
9	UAB	L	3-5	23-27
10	UAB	W	7-1	24-27
14	at (13) Rice	W	11-1	25-27
16	at (13) Rice	L	2-3	25-28
16	at (13) Rice	L	4-7	25-29
20-24	at C-USA Championship (Hattiesburg, Miss.)			
20	vs. (15) Rice	W	6-5	26-29
21	vs. UTSA	W	15-5	27-29
23	vs. Middle Tennessee	W	15-3	28-29
24	vs. UAB	W	10-0	29-29
29-31	at NCAA Championship (Coral Gables, Fla.)			
29	at (6) Miami (Fla.)	L	2-6	29-30
30	vs. (25) East Carolina	W	2-0	30-30
31	vs. Columbia	L	3-4	30-31

HOME GAMES IN CAPS. Conference games in bold.

PC - Port Charlotte, Fla.

CH - Charleston, W. Va.





2015 STATISTICS

Record: 30-31, 13-17 C-USA

BATTING

Player	AVG	GP-GS	AB	R	H	2B	3B	HR	RBI	TB	SLG%	BB	HBP	SO	GDP	OB%	SF	SH	SB-ATT	PO	A	E	FLD%
Portelli	.343	61-61	245	47	84	20	2	4	46	120	.490	22	0	40	9	.393	3	1	2-3	110	2	1	.991
Rios	.314	61-61	223	49	70	6	1	18	56	132	.592	39	6	37	4	.421	5	0	3-5	425	13	7	.984
Soria	.288	59-55	215	30	62	6	0	1	26	71	.330	22	6	32	3	.370	0	4	5-6	275	47	3	.991
Schaaf	.281	60-55	210	44	59	8	2	2	28	77	.367	31	6	64	0	.376	8	6	6-13	112	7	2	.983
Gaines	.274	61-60	248	40	68	4	0	3	28	81	.327	17	1	38	8	.320	3	4	9-14	82	178	18	.935
Anderson	.272	51-51	191	30	52	9	0	7	35	82	.429	22	4	29	3	.356	2	0	0-2	36	131	11	.938
Escarra,	.271	59-56	203	28	55	10	0	5	33	80	.394	24	4	32	3	.353	4	4	0-0	253	28	1	.996

Pozo	.500	3-0	4	2	2	0	0	0	0	2	.500	0	0	1	0	.500	0	0	0-0	0	0	0	.000
Rodriguez	.268	49-39	142	25	38	3	0	6	31	59	.415	14	2	23	0	.340	1	5	1-3	36	17	5	.914
Perez	.267	39-28	86	15	23	1	1	0	6	26	.302	15	0	10	2	.373	1	3	2-5	45	88	3	.978
Silva	.227	45-33	119	23	27	5	1	1	11	37	.311	6	3	19	1	.281	0	5	2-2	47	87	6	.957
Robinson	.220	31-21	82	10	18	2	1	0	8	22	.268	10	1	19	0	.312	0	1	0-0	105	4	6	.948
Holland	.200	28-5	20	5	4	0	0	0	0	4	.200	4	2	6	0	.385	0	0	0-1	16	0	0	1.000
Cody	.179	11-8	28	2	5	1	0	0	6	6	.214	1	2	10	2	.258	0	0	0-0	10	0	0	1.000
Follis	.160	33-6	25	9	4	1	0	0	6	5	.200	5	1	9	0	.323	0	0	4-4	16	4	1	.952
Levine	.159	25-10	44	5	7	2	0	1	6	12	.273	6	0	12	0	.260	0	1	0-0	7	0	0	1.000

Totals	.277	61-61	2085	364	578	78	8	48	326	816	.391	238	38	381	35	.358	27	34	34-58	1596	698	80	.966
Opponents	.250	61-61	1992	300	498	92	16	26	272	700	.351	266	71	436	34	.355	24	46	57-81	1581	588	82	.964

PITCHING

Player	ERA	W-L	APP-GS	CG	SHO/CBO	SV	IP	H	R	ER	BB	SO	2B	3B	HR	AB	B/Avg	WP	HBP	BK	SFA	SHA	
Mourelle	3.07	7-7	17-17	0	0/2	0	102.2	99	44	35	26	47	15	4	4	392	.253	2	4	1	3	6	
Nunez	3.99	6-6	17-15	0	0/2	0	88.0	82	51	39	39	79	12	0	5	331	.248	6	21	0	2	7	
Crouse	4.13	5-6	16-15	0	0/0	0	89.1	92	60	41	37	54	15	4	7	348	.264	5	6	1	4	7	

Dopico	1.99	3-4	27-0	0	0/2	10	45.1	25	15	10	20	57	5	0	1	156	.160	4	8	1	2	3	
Durruthy	2.18	2-1	26-0	0	0/1	2	41.1	28	11	10	31	48	3	1	1	136	.206	7	5	4	3	4	
Maya	2.84	0-0	6-0	0	0/2	0	6.1	5	2	2	2	7	1	0	0	23	.217	2	2	0	0	1	
Cormier	3.00	0-0	16-0	0	0/1	1	21.0	19	8	7	7	17	8	0	0	78	.244	2	3	0	1	1	
Exposito	3.27	1-0	10-0	0	0/2	0	11.0	12	4	4	8	5	5	0	0	46	.261	0	1	0	0	1	
Galusha	3.38	0-0	2-0	0	0/0	0	2.2	5	6	1	0	3	1	1	0	15	.333	1	3	0	0	0	
Lee	4.42	2-2	16-5	0	0/1	1	36.2	40	27	18	20	39	4	3	1	138	.290	9	5	0	2	4	
Cave	5.06	0-1	14-4	0	0/1	0	26.2	17	19	15	27	22	6	2	0	85	.200	6	7	0	3	7	
LoBrutto	5.59	1-0	12-0	0	0/0	0	9.2	10	7	6	10	4	1	0	0	35	.286	2	0	0	0	3	
Zayas	5.60	3-2	21-4	0	0/1	0	35.1	42	23	22	25	34	11	1	3	139	.302	1	2	2	3	1	
Diaz	9.69	0-1	10-0	0	0/1	0	13.0	13	14	14	10	14	0	0	3	51	.255	1	3	0	1	1	
Kalaf	18.00	0-1	3-1	0	0/0	0	3.0	9	9	6	4	6	5	0	1	19	.474	1	1	0	0	0	

Totals	3.89	30-31	61-61	0	5/5	14	532.0	498	300	230	266	436	92	16	26	1992	.250	49	71	9	24	46	
Opponents	4.95	31-30	61-61	3	3/2	12	527.0	578	364	290	238	381	78	8	48	2085	.277	64	38	6	27	34	





FLORIDA ATLANTIC OWLS

QUICK FACTS

Location: Boca Raton, Fla.
Founded: 1961
Enrollment: 30,038
Nickname: Owls
Colors: Blue and Red
Home Field: FAU Stadium (2,000)
Dimensions: 330 L, 400 C, 330 R
President: Dr. John W. Kelly
Athletics Director: Pat Chun
SWA: Melissa Dawson
Baseball Administrator: Brian Battle

John McCormack HEAD COACH

Alma Mater: Lynn '90
Career Record: 243-163 (8th)
Record at FAU: 243-163 (8th)
Assistant Coaches:
 (25) Jason Jackson (Florida State '99)
 (36) Greg Mamula (St. Bonaventure '98)
 (2) Wes Sargent (Florida Gulf Coast '14)
Office Phone: 561-297-3199



22

MEDIA RELATIONS

Baseball SID: Brandon Goodwin
Office Phone: 561/756-0653
E-Mail: goodwinb@fau.edu
Cell: 561/756-0653
Press Box: 561/756-0653
Website: www.fausports.com
Facebook: FAUAthletics
Twitter: @FAU_Baseball

BASEBALL FACTS

2015 Record: 42-19
2015 C-USA Record: 19-10
2015 C-USA Championship: 2-2
2015 Postseason: 2-2
NCAA Appearances: 11
NCAA Record: 18-22
All-Time Record: 1,259-750-7
Letterwinners R/L: 13/18
Starters R/L: 6/4
Starting Pitchers R/L: 3/2



Dr. John Kelly,
President



Pat Chun,
Athletics Director



Brian Battle,
Baseball Administrator



Brandon Goodwin,
Baseball Contact

FOLLOW THE OWLS

WEB

www.FAUsports.com



FAUAthletics
FAUBaseball



@FAUOwlAthletics
@FAU_Baseball



FAUOwlAthletics



2016 ROSTER

No	Name	Pos.	B/T	Ht.	Wt.	Year	Hometown/Previous School
1	Stephen Kerr	INF	R/R	5-10	165	Jr.	Margate, Fla./Coral Springs Charter
5	Mark Nowatnick	RHP	R/R	6-0	190	So.	Pompano Beach, Fla./Cardinal Gibbons
6	Tyler Frank	INF	R/R	6-0	170	Fr.	Loxahatchee, Fla./American Heritage
7	Jared Shouppe	INF/OF	L/R	6-0	185	Jr.	Tallahassee, Fla./Santa Fe CC
8	Vincenzo Catanza	OF	L/R	6-0	185	Fr.	Longwood, Fla./Orangewood Christian
9	Esteban Puerta	INF/OF	R/R	6-1	185	R-Jr.	Cooper City, Fla./American Heritage
10	CJ Chatham	INF	R/R	6-4	185	Jr.	Ft. Lauderdale, Fla./American Heritage
11	Christian Dicks	OF	L/L	6-0	195	Sr.	Jacksonville, Fla./Tallahassee CC
12	Brett Lashley	INF	R/R	5-10	175	Sr.	Lake Worth, Fla./Palm Beach State
13	Jordan Poore	LHP	L/L	6-0	180	Fr.	Lake Worth, Fla./Park Vista
14	Cameron Ragsdale	RHP/C	R/R	6-0	190	Jr.	McDonough, Ga./Gulf Coast CC
15	Gunnar Lambert	C	L/R	6-0	210	So.	Oviedo, Fla./Hagerty
16	Jose Bonilla Traverso	OF	S/R	5-11	175	R-So.	Aguada, PR/Elev8 Sports Academy
17	Austin Langham	INF	R/R	5-11	190	Jr.	Naples, Fla./Broward College
18	Jorge Marrero	RHP	R/R	6-1	195	Jr.	Pembroke Pines, Fla./Broward College
19	Robert Henderson	C	R/R	6-3	215	Jr.	Palm Beach, Fla./Tallahassee CC
21	Colyn O'Connell	RHP	R/R	6-5	215	Jr.	Dunedin, Fla./Miami Dade
22	Randy Oliva	INF	R/R	5-8	170	So.	Tampa, Fla./Gaither
23	Nick Swan	LHP	L/L	5-10	170	Fr.	Windermere, Fla./Orangewood Christian
24	Devon Carr	LHP	L/L	6-2	190	Sr.	Sarasota, Fla./State College of Florida
26	Sean Labsan	LHP/OF	L/L	5-10	200	Jr.	Sarasota, Fla./Riverview
27	David McKay	RHP	R/R	6-3	205	R-So.	Melbourne, Fla./Viera
28	Brandon Rhodes	LHP	L/L	5-10	180	Sr.	Lake Worth, Fla./Park Vista
29	Billy Endris	OF	L/L	6-2	190	Sr.	Tampa, Fla./Tampa Catholic
30	Kyle Marman	RHP	R/R	6-3	195	Fr.	Orlando, Fla./Dr. Phillips
31	Blake Sanderson	RHP	L/R	6-0	170	So.	Orlando, Fla./Boone
32	Alex House	RHP	R/R	6-2	180	So.	Winter Park, Fla./Lake Howell
33	Kevin Abraham	C	R/R	6-2	215	Jr.	Miramar, Fla./Mater Academy
34	Austin Kirksey	RHP	R/R	6-1	180	R-So.	Jacksonville, Fla./Florida State College
35	Eric Keating	LHP	L/L	6-4	190	Fr.	Windermere, Fla./Orangewood Christian
38	Jesse Ferreira	RHP	R/R	6-1	180	Fr.	Naples, Fla./Barron Collier
40	Weston Clemente	LHP	L/L	6-5	220	So.	Pompano Beach, Fla./Westminster Academy
41	Ben Siegel	OF	L/R	5-10	180	R-Jr.	Ft. Lauderdale, Fla./Florida State College
44	Robbie Coursel	RHP	R/R	6-2	200	Sr.	Michigan City, Ind./St. Petersburg College
49	Nick Jones	INF	R/R	6-0	195	Jr.	Boynton Beach, Fla./Kirkwood CC
55	Marc Stewart	RHP	R/R	6-1	175	So.	Port St. Lucie, Fla./Hillsborough CC

Head Coach: 3 John McCormack (Lynn '90)

Assistant Coach: 25 Jason Jackson (Florida State '99)

Assistant Coach: 36 Greg Mamula (St. Bonaventure '98)

Assistant Coach: 2 Wes Sargent (Florida Gulf Coast '14)

ALPHABETICAL ROSTER

33	Kevin Abraham	C	15	Gunnar Lambert	C
16	Jose Bonilla Traverso	OF	17	Austin Langham	INF
24	Devon Carr	LHP	12	Brett Lashley	INF
8	Vincenzo Catanza	OF	30	Kyle Marman	RHP
10	CJ Chatham	INF	18	Jorge Marrero	RHP
40	Weston Clemente	LHP	27	David McKay	RHP
44	Robbie Coursel	RHP	5	Mark Nowatnick	RHP
11	Christian Dicks	OF	21	Colyn O'Connell	RHP
29	Billy Endris	OF	22	Randy Oliva	INF
38	Jesse Ferreira	RHP	13	Jordan Poore	LHP
6	Tyler Frank	INF	9	Esteban Puerta	INF/OF
19	Robert Henderson	C	14	Cameron Ragsdale	RHP/C
32	Alex House	RHP	28	Brandon Rhodes	LHP
49	Nick Jones	INF	31	Blake Sanderson	RHP
35	Eric Keating	LHP	7	Jared Shouppe	INF/OF
1	Stephen Kerr	INF	41	Ben Siegel	OF
34	Austin Kirksey	RHP	55	Marc Stewart	RHP
26	Sean Labsan	LHP/OF	23	Nick Swan	LHP



Christian Dicks



FLORIDA ATLANTIC

2016 SCHEDULE

FEBRUARY

19-21	at Miss. St. Tournament (Starkville, Miss.)	
19	vs. South Dakota State	1:00p
19	at Mississippi State	5:30p
20	at Mississippi State	5:30p
21	vs. South Dakota State	11:30a
26	LIU BROOKLYN	6:30p
27	LIU BROOKLYN	6:30p
28	LIU BROOKLYN	6:30p

MARCH

4	GEORGETOWN	6:30p
5	GEORGETOWN	4:00p
6	GEORGETOWN	12:00p
8	SAINT JOSEPH'S	6:30p
9	SAINT JOSEPH'S	6:30p
11	RUTGERS	6:30p
12	RUTGERS	4:00p
13	RUTGERS	1:00p
18	at Middle Tennessee	7:00p
19	at Middle Tennessee	12:00p
20	at Middle Tennessee	1:00p
22	at Florida	7:00p
24	at UAB	6:30p
25	at UAB	6:30p
26	at UAB	1:00p
29	at Florida Gulf Coast	6:30p
30	MIAMI (FLA.)	6:30p

APRIL

1	at Old Dominion	6:00p
2	at Old Dominion	3:00p
3	at Old Dominion	1:00p
5	at UCF	6:30p
8	CHARLOTTE	6:30p
9	CHARLOTTE	4:00p
10	CHARLOTTE	12:00p
12	FLORIDA GULF COAST	6:30p
15	at Marshall (BWV)	6:00p
16	at Marshall (BWV)	4:00p
17	at Marshall (BWV)	12:00p
20	at Miami (Fla.)	6:00p
22	at FIU	7:00p
23	at FIU	6:00p
24	at FIU	1:00p
26	UCF	6:30p
29	SOUTHERN MISS	6:30p
30	SOUTHERN MISS	4:00p

MAY

1	SOUTHERN MISS	11:00a
4	at Miami (Fla.)	6:00p
6	UTSA	6:30p
7	UTSA	4:00p
8	UTSA	12:00p
10	at Ohio State	6:35p
10	at Ohio State	6:35p
13	at Rice	8:00p
14	at Rice	3:00p
15	at Rice	2:00p
19	WKU	6:30p
20	WKU	6:30p
21	WKU	1:00p
25-29	at C-USA Championship (Hattiesburg, Miss.)	

All times Eastern and subject to change.

HOME GAMES IN CAPS.

Conference games in bold.

BWV - Beckley, W. Va.

2015 RESULTS

FEBRUARY

13	CONNECTICUT	W	16-5	1-0
14	CONNECTICUT	W	2-1 (11 inn.)	2-0
15	CONNECTICUT	W	5-4	3-0
18	(9) MIAMI	W	5-3	4-0
20	OHIO STATE	L	2-6	4-1
21	OHIO STATE	W	7-0	5-1
22	OHIO STATE	W	2-1	6-1
24	vs. (2) Florida (Jupiter, Fla.)	L	8-10	6-2
27	MONMOUTH	W	9-5	7-2

MARCH

1	MONMOUTH	W	11-0	8-2
1	MONMOUTH	W	9-0	9-2
3	NORTH FLORIDA	W	8-7 (12)	10-2
4	NORTH FLORIDA	W	3-2	11-2
6	RUTGERS	W	18-5	12-2
7	RUTGERS	W	10-3	13-2
8	RUTGERS	W	12-4	14-2
10	ILLINOIS STATE	W	6-4	15-2
11	NC STATE	L	5-9	15-3
14	at Charlotte	W	8-3	16-3
14	at Charlotte	W	18-7	17-3
15	at Charlotte	W	5-1	18-3
18	at Bethune Cookman	W	15-0	19-3
20	MIDDLE TENNESSEE	W	4-2	20-3
21	MIDDLE TENNESSEE	L	3-5 (11)	20-4
22	MIDDLE TENNESSEE	L	7-6 (12)	20-5
27	at UTSA	W	10-4	21-5
28	at UTSA	L	3-14	21-6
29	at UTSA	W	9-5	22-6
31	at (6) UCF	W	11-5	23-6

APRIL

3	MARSHALL	W	9-4	24-6
4	MARSHALL	W	10-3	25-6
5	MARSHALL	W	6-1	26-6
8	at (11) Miami	L	3-4 (10)	26-7
10	FIU	L	5-6	26-8
11	FIU	W	8-3	27-8
12	FIU	W	5-4 (11)	28-8
14	at Florida Gulf Coast	W	10-6	29-8
17	at Southern Miss	W	8-4	30-8
17	at Southern Miss	L	1-6	30-9
19	at Southern Miss	W	10-5	31-9
22	at Miami	(postponed)		
24	OLD DOMINION	L	3-15	31-10
25	OLD DOMINION	W	8-1	32-10
26	OLD DOMINION	W	8-2	33-10
28	FLORIDA GULF COAST	(postponed)		

MAY

1	at UAB (YM)	L	0-6	33-11
2	at UAB (YM)	W	18-4	34-11
3	at UAB (YM)	W	5-2	35-11
5	BETHUNE-COOKMAN	(cancelled)		
6	UCF	W	10-2	36-11
8	(17) RICE	L	0-6	36-12
9	(17) RICE	L	1-5	36-13
10	(17) RICE	L	2-5	36-14
12	at (8) Miami	L	6-13	36-15
14	at WKU	W	13-2	37-15
15	at WKU	W	6-4	38-15
16	at WKU	(cancelled)		
20-24	at C-USA Championship (Hattiesburg, Miss.)			
20	vs. Old Dominion	W	6-4	39-15
22	vs. UAB	L	1-2	39-16
22	at Southern Miss	W	5-4	40-16
23	vs. UAB	L	0-10	40-17
29-31	at NCAA Championship (Gainesville, Fla.)			
29	vs. South Florida	L	3-5	40-18
30	vs. Florida A&M	W	8-1	41-18
31	vs. South Florida	W	8-4	42-18
31	at (2) Florida	L	1-2	42-19

HOME GAMES IN CAPS. Conference games in bold.

CH- Charleston, W. Va.

YM - Young Memorial Field





2015 STATISTICS

Record: 42-19, 19-10 C-USA

BATTING

Player	AVG	GP-GS	AB	R	H	2B	3B	HR	RBI	TB	SLG%	BB	HBP	SO	GDP	OB%	SF	SHSB-ATT	PO	A	E	FLD%	
Sanger	.370	61-61	230	57	85	20	4	7	48	134	.583	56	4	30	3	.492	5	0	2-2	131	7	4	.972
Chatham	.335	60-60	230	44	77	22	3	3	44	114	.496	10	3	28	7	.361	6	5	3-6	77	152	16	.935
Santiago	.322	60-60	242	45	78	22	0	8	52	124	.512	34	3	57	7	.408	3	0	3-5	38	109	17	.896
Kerr	.307	61-61	257	57	79	10	0	1	23	92	.358	32	4	31	2	.389	3	9	15-24	101	139	15	.941
Puerta	.305	56-55	187	34	57	11	1	7	36	91	.487	36	8	34	11	.432	3	2	1-3	167	18	3	.984
Collins	.288	61-61	233	46	67	13	5	7	59	111	.476	34	5	39	2	.383	5	0	4-7	166	4	2	.988
Lashley	.274	58-51	208	42	57	3	1	0	28	62	.298	27	4	24	5	.355	9	10	3-4	365	60	6	.986
Dicks	.268	58-55	194	36	52	7	2	8	39	87	.448	26	7	44	4	.374	0	4	7-7	78	0	6	.929

Bonilla	.500	2-1	4	0	2	0	0	0	0	2	.500	0	0	1	0	.500	0	0	0-0	4	0	0	1.000
Oliva	.333	11-1	6	2	2	2	0	0	3	4	.667	2	0	3	0	.444	1	1	0-0	1	4	1	.833
Endris	.329	41-18	76	20	25	3	4	0	8	36	.474	12	2	18	1	.433	0	3	6-7	52	2	1	.982
Labsan	.278	9-2	18	2	5	2	0	0	4	7	.389	1	0	3	0	.316	0	0	0-0	2	11	1	.929
Murray	.250	17-0	8	3	2	0	1	0	2	4	.500	2	0	0	0	.400	0	1	0-0	7	0	0	1.000
R. Miller	.242	43-31	99	20	24	6	1	1	11	35	.354	18	5	24	0	.382	1	7	3-3	225	25	3	.988
Abraham	.177	33-32	113	9	20	2	0	1	10	25	.221	7	9	28	4	.279	0	0	0-0	201	16	6	.973
Lambert	.000	10-0	5	0	0	0	0	0	0	0	.000	4	1	1	1	.500	0	0	0-0	8	4	0	1.000

Totals	.300	61-61	2110	417	632	123	22	43	367	928	.440	301	55	365	47	.395	36	42	47-68	1665	616	87	.963
Opponents	.257	61-61	2155	270	553	101	8	37	237	781	.362	169	53	422	29	.324	15	33	45-59	1607	639	72	.969


PITCHING

Player	ERA	W-L	APP-GS	CG	SHO/CBO	SV	IP	H	R	ER	BB	SO	2B	3B	HR	AB	B/Avg	WP	HBP	BK	SFA	SHA
Jackson	2.44	6-4	13-13	1	0/2	0	73.2	59	26	20	17	55	10	2	2	274	.215	6	6	0	2	1
K. Miller	3.62	7-3	16-16	0	0/0	0	82.0	92	43	33	18	62	16	1	4	322	.286	4	7	0	2	10
Rhodes	3.78	4-1	16-14	0	0/1	0	78.2	101	37	33	15	41	15	0	3	327	.309	1	2	0	1	2

Nowatnick	2.08	0-0	10-0	0	0/1	0	13.0	10	3	3	0	9	2	1	2	49	.204	0	0	0	0	0
McGarry	2.25	4-1	21-0	0	0/1	5	40.0	37	12	10	14	35	6	0	3	151	.245	7	1	0	1	3
Clemente	3.18	0-0	8-0	0	0/2	0	5.2	6	2	2	1	2	0	0	1	23	.261	0	1	0	0	0
McKay	3.19	4-2	15-2	0	0/1	0	31.0	33	19	11	10	20	4	1	1	120	.275	1	2	0	2	0
Carr	3.29	0-2	31-0	0	0/1	1	27.1	30	17	10	11	21	9	0	0	114	.263	3	2	0	0	2
Sebelle	3.32	3-1	25-0	0	0/1	0	38.0	29	18	14	13	27	6	0	3	144	.201	2	0	0	0	1
Logan	3.35	3-1	26-0	0	0/0	6	37.2	33	15	14	8	38	6	1	3	141	.234	1	6	0	2	4
Monkman	3.44	6-1	32-0	0	0/0	1	36.2	31	20	14	16	39	9	1	4	138	.225	4	4	0	2	0
Labsan	3.61	2-3	14-11	0	0/1	0	47.1	43	21	19	26	39	9	1	4	175	.246	7	6	1	2	9
Coursel	6.00	2-0	9-5	0	0/1	0	27.0	24	19	18	12	24	5	0	4	102	.235	1	12	0	0	0
Sanderson	7.04	1-0	7-0	0	0/1	0	7.2	10	6	6	2	4	2	0	0	33	.303	3	2	0	0	1
Chamblee	9.00	0-0	2-0	0	0/0	0	2.0	2	2	2	1	2	0	0	1	8	.250	0	0	0	0	0
House	11.05	0-0	8-0	0	0/2	0	7.1	13	10	9	5	4	2	0	2	34	.382	0	2	0	1	0

Totals	3.52	42-19	61-61	1	4/4	13	555.0	553	270	217	169	422	101	8	37	2155	.257	40	53	1	15	33
Opponents	6.00	19-42	61-61	1	3/3	9	535.2	632	417	357	301	365	123	22	43	2110	.300	51	55	13	36	42





LOUISIANA TECH BULLDOGS

QUICK FACTS

Location: Ruston, La.
Founded: 1894
Enrollment: 12,414
Nickname: Bulldogs
Colors: Blue and Red
Home Field: Pat Patterson Park (2,000)
Dimensions: 315-L, 385-C, 325-R
President: Dr. Les Guice
Athletics Director: Tommy McClelland
SWA: Mary Kay Hungate
Baseball Administrator: Marco Born

Greg Goff HEAD COACH

Alma Mater: Delta State '94
Career Record: 401-285-1 (12th)
Record at LA Tech: 25-27 (2nd)
Assistant Coaches:
 (XX): Christian Ostrander (Delta State, '96)
 (17): Jake Wells (Univ. of Montevallo, '05)
 (4): J.D. Hulse (Birmingham-Southern, '11)
Administrative Assistant:
 Kim Tanner
Office Phone: 318-257-3314



MEDIA RELATIONS

Baseball SID: Anna Claire Thomas
Office Phone: 318/257-5314
E-Mail: acthomas@latech.edu
Cell: 318/331-3813
Press Box: 318/257-3144
Website: www.LATechSports.com
Facebook: LATechBSB
Twitter: @LATechBSB

BASEBALL FACTS

2015 Record: 25-27
2015 C-USA Record: 8-21
2015 C-USA Championship: N/A
2015 Postseason: N/A
NCAA Appearances: 7
NCAA Record: 9-14
All-Time Record: 1,676-1,417
Letterwinners R/L: 15/17
Starters R/L: 5/4
Pitchers R/L: 7/5



Dr. Les Guice,
President



Tommy McClelland,
Athletics Director



Marco Born,
Baseball Administrator



Anna Claire Thomas,
Baseball Contact

FOLLOW THE BULLDOGS

WEB

www.LATechSports.com



LATechBSB



@LATechSports
@LATechBSB



LATechAthletics

2016 ROSTER

No	Name	Pos.	B/T	Ht.	Wt.	Year	Hometown/Previous School
1	Kelby Blalock	LHP	L/L	5-10	160	Sr.	Baton Rouge, La./Baton Rouge CC
2	Michael Deceglie	C	R/R	5-8	190	Sr.	Rancho Cucamonga, Calif./Riverside City
3	Chandler Hall	INF	R/R	6-0	165	Jr.	Springfield, Mo./Kickapoo
5	Braden Bristo	RHP	R/R	6-0	175	Jr.	Monroe, La./Ouachita Christian School
6	J.D. Perry	OF	R/R	5-9	175	Sr.	Birmingham, Ala./Chattahoochee Valley CC
7	Taylor Love	IF/OF	L/R	6-0	185	Sr.	Shreveport, La./CE Byrd
8	Bryce Stark	INF	L/R	5-11	185	Sr.	Cypress, Texas/Hill College
9	Chase Lunceford	OF	S/R	6-2	190	Jr.	Clinton, Miss./Hinds CC
10	Jordan Washam	INF	L/R	5-11	190	Jr.	Sterlington, La./Hinds CC/Southeastern La.
11	Phillip Diehl	LHP	L/L	6-1	165	Jr.	Cincinnati, Ohio/Wabash Valley College
12	Tyler Clancy	LHP	L/L	6-3	195	Sr.	Gilbert, Ariz./Gateway CC
13	Jorge Flores, Jr.	LHP	L/L	5-10	205	Jr.	Hidalgo, Texas/Navarro College
14	Jonathan Washam	C	R/R	6-0	200	Jr.	Sterlington, La./Hinds CC
15	Garrett Dodd	INF	R/R	5-10	170	Jr.	McKinney, Texas/Paris JC
16	Mason Paxton	INF/3B	R/R	6-1	183	Sr.	West, Texas/Hill College
18	Brent Diaz	C	R/R	6-1	220	So.	Miami, Fla./Gulliver Prep
19	Marshall Boggs	INF/1B	R/R	6-0	215	Jr.	Cleveland, Miss./Hinds CC
20	Nate Harris	RHP	R/R	6-0	180	Jr.	San Antonio, Texas/Hill College
21	Christian Marquez	RHP	R/R	6-0	160	Jr.	Andrews, Texas/Odessa College
22	Colby Hamilton	C	R/R	6-0	200	Jr.	Chandler, Ariz./Central Arizona College
23	Sean Ullrich	OF	R/R	6-2	195	R-Jr.	Ballwin, Mo./Johnson County CC/Missouri
24	Cameron Linck	RHP	R/R	6-2	185	Jr.	Kingwood, Texas/Hill College
25	Cody Daigle	INF/1B	R/R	6-2	230	Jr.	Baton Rouge, La./East Central CC
26	Raphaël Gladu	INF	L/R	6-2	190	Jr.	Trois-Rivières, Quebec/Galveston College
28	Jeremy Spring	OF	L/L	6-0	185	Jr.	Mill Creek, Wash./Tacoma CC
29	Graham Ackal	INF/1B	L/R	5-11	190	Sr.	Murphy, Texas/Hill College
30	Zack Hamilton	RHP	R/R	6-2	215	Jr.	Houston, Texas/LSU-Eunice
31	Brennan Grant	INF/1B	R/R	6-1	205	R-Fr.	St. Amant, La./St. Amant
32	Brandon Horne	RHP	R/R	6-6	220	Sr.	Pineville, La./Pratt CC
33	Adam Atkins	RHP	R/R	6-3	210	Sr.	Cedar Hill, Texas/Panola JC
34	Brennan Castello	RHP	R/R	6-0	200	Jr.	Ponchatoula, La./Louisiana College
35	Adam Derouen	RHP	R/R	6-4	200	Sr.	Lafayette, La./Lafayette
36	Casey Sutton	RHP	R/R	6-2	225	Jr.	Monroe, La./Hinds CC
37	Matt Holcombe	INF	R/R	6-3	200	Jr.	Flower Mound, Texas/Howard College
38	Casey Sullivan	RHP	R/R	6-6	225	R-Jr.	Boston, Mass./Cisco College
39	Dustin Mitchell	INF/OF	R/R	6-2	215	Fr.	West Monroe, La./West Monroe
40	Graham Ahlrich	RHP	R/R	6-3	225	R-So.	Madison, Miss./Hinds CC
41	Aaron Sheppard	RHP	R/R	5-10	190	Fr.	Benton, La./Benton
42	J'Mar Smith	OF	R/R	6-1	223	Fr.	Meridian, Miss./Meridian
43	Andrew Swain	LHP	L/L	6-5	165	R-Fr.	Weatherford, Texas/Weatherford
45	Christian Whigham	OF	R/R	6-0	188	Jr.	Midland, Texas/Midland College
47	Mark Baughman	LHP	L/L	6-3	219	Jr.	Sugar Land, Texas/SFA

Head Coach: 39 Greg Goff (Delta State, '94)

Assistant Coach: Christian Ostrander (Delta State, '98)

Assistant Coach: 17 Jake Wells (University of Montevallo, '05)

Assistant Coach: 4 J.D. Hulse (Birmingham-Southern, '11)

ALPHABETICAL ROSTER

29	Graham Ackal	INF/1B	20	Nate Harris	RHP
40	Graham Ahlrich	RHP	37	Matt Holcombe	INF
33	Adam Atkins	RHP	32	Brandon Horne	RHP
47	Mark Baughman	LHP	24	Cameron Linck	RHP
1	Kelby Blalock	LHP	7	Taylor Love	IF/OF
19	Marshall Boggs	INF/1B	9	Chase Lunceford	OF
5	Braden Bristo	RHP	21	Christian Marquez	RHP
34	Brennan Castello	RHP	39	Dustin Mitchell	INF/OF
12	Tyler Clancy	LHP	16	Mason Paxton	INF/3B
25	Cody Daigle	INF/1B	6	J.D. Perry	OF
2	Michael Deceglie	C	41	Aaron Sheppard	RHP
35	Adam Derouen	RHP	42	J'Mar Smith	OF
18	Brent Diaz	C	28	Jeremy Spring	OF
11	Phillip Diehl	LHP	8	Bryce Stark	INF
15	Garrett Dodd	INF	38	Casey Sullivan	RHP
13	Jorge Flores, Jr.	LHP	36	Casey Sutton	RHP
26	Raphaël Gladu	INF	43	Andrew Swain	LHP
31	Brennan Grant	INF/1B	23	Sean Ullrich	OF
3	Chandler Hall	INF	10	Jordan Washam	INF
22	Colby Hamilton	C	14	Jonathan Washam	C
30	Zack Hamilton	RHP	45	Christian Whigham	OF



Taylor Love

2016 SCHEDULE

FEBRUARY

19-21	at MLB Urban Youth Invitational (New Orleans, La.)	
19	vs. Prairie View A&M	2:00p
20	vs. Southern (MLB Network)	2:00p
21	at New Orleans	1:00p
23	ARKANSAS-LITTLE ROCK	6:00p
24	vs. UL-Lafayette (Ruston)	6:00p
26	UT-ARLINGTON	6:00p
27	UT-ARLINGTON	2:00p
28	UT-ARLINGTON	1:00p

MARCH

2	at Arkansas	3:05p
4	VALPARAISO	6:00p
5	VALPARAISO	2:00p
6	VALPARAISO	1:00p
8	at LSU	6:30p
11	at Texas A&M-Corpus Christi	6:30p
12	at Texas A&M-Corpus Christi	6:30p
13	at Texas A&M-Corpus Christi	1:00p
16	ALCORN STATE	6:00p
18	at UAB	6:30p
19	at UAB	2:00p
20	at UAB	1:00p
22	at Louisiana-Monroe	6:00p
24	CHARLOTTE	6:00p
25	CHARLOTTE	6:00p
26	CHARLOTTE	11:00a
29	GRAMBLING STATE	6:00p
30	MCNEESE STATE	6:00p

APRIL

1	at Marshall (CH)	5:00p
2	at Marshall (CH)	3:00p
3	at Marshall (CH)	12:00p
6	at Arkansas-Little Rock	6:00p
8	at WKU	6:00p
9	at WKU	3:00p
10	at WKU	12:00p
13	at McNeese State	6:00p
15	FIU	6:00p
16	FIU	3:00p
17	FIU	11:00a
19	NORTHWESTERN STATE	6:00p
22	OLD DOMINION	6:00p
23	OLD DOMINION	3:00p
24	OLD DOMINION	11:00a
27	at Louisiana-Lafayette	6:00p
29	at UTSA	6:00p
30	at UTSA	2:00p

MAY

1	at UTSA	1:00p
4	LOUISIANA-MONROE	6:00p
6	MIDDLE TENNESSEE	6:00p
7	MIDDLE TENNESSEE	3:00p
8	MIDDLE TENNESSEE	1:00p
10	at Northwestern State	6:00p
13	at Southern Miss	6:00p
14	at Southern Miss	2:00p
15	at Southern Miss	1:00p
19	RICE	6:00p
20	RICE	6:00p
21	RICE	1:00p
25-29	at C-USA Championship (Hattiesburg, Miss.)	

All times Central and subject to change.
HOME GAMES IN CAPS.
Conference games in bold.
CH - Charleston, W. Va.

2015 RESULTS

FEBRUARY

13	at Southeastern Louisiana	L	4-5	0-1
14	at Southeastern Louisiana	L	1-6	0-2
15	at Southeastern Louisiana	L	1-7	0-3
17	at McNeese State	L	2-4	0-4
18	at McNeese State	W	12-2	1-4
20	ARKANSAS PINE BLUFF	W	9-3	2-4
20	ARKANSAS PINE BLUFF	W	6-2	3-4
21	ARKANSAS PINE BLUFF	L	4-5	3-5
25	LOUISIANA-MONROE	(postponed)		
28	ORAL ROBERTS	W	11-3	4-5
28	ORAL ROBERTS	W	6-4	5-5

MARCH

1	ORAL ROBERTS	L	2-11	5-6
4	at Arkansas	(cancelled)		
6	TEXAS A&M-C. CHRISTI	W	6-2	6-6
7	TEXAS A&M-C. CHRISTI	W	2-1	7-6
8	TEXAS A&M-C. CHRISTI	(cancelled)		
11	at Northwestern State	W	9-7	8-6
13	at Rice	L	2-4	8-7
14	at Rice	L	7-8	8-8
15	at Rice	L	2-9	8-9
18	at Arkansas-Little Rock	(postponed)		
20	SOUTHERN MISS	L	4-13	8-10
20	SOUTHERN MISS	W	2-1	9-10
22	SOUTHERN MISS	(cancelled)		
24	GRAMBLING STATE	W	8-1	10-10
27	at Charlotte	L	0-5	10-11
28	at Charlotte	L	5-9	10-12
29	at Charlotte	L	3-5	10-13
31	at Grambling State	W	17-12	11-13

APRIL

1	LOUISIANA-MONROE	W	3-2	12-13
3	WKU	W	20-1	13-13
4	WKU	L	6-15	13-14
4	WKU	L	1-3 (10)	13-15
7	ARKANSAS-LITTLE ROCK	W	9-7	14-15
8	ARKANSAS-LITTLE ROCK	W	7-1	15-15
10	at Middle Tennessee	W	7-3	16-15
11	at Middle Tennessee	L	6-8	16-16
12	at Middle Tennessee	L	2-3	16-17
17	UAB	L	9-18	16-18
18	UAB	W	7-2	17-18
19	UAB	L	2-4	17-19
21	at Stephen F. Austin	W	9-2	18-19
22	at Louisiana-Monroe	W	5-4	19-19
25	at FIU	L	11-12 (11)	19-20
25	at FIU	L	5-6 (13)	19-21
26	at FIU	W	1-0	20-21
29	STEPHEN F. AUSTIN	W	11-3	21-21

MAY

1	UTSA	L	0-2	21-22
2	UTSA	W	12-11	22-22
3	UTSA	W	3-1	23-22
8	at Old Dominion	L	0-7	23-23
9	at Old Dominion	L	2-4	23-24
10	at Old Dominion	L	5-6	23-25
12	NORTHWESTERN STATE	W	13-8	24-25
14	MARSHALL	L	6-7	24-26
15	MARSHALL	W	2-1	25-26
16	MARSHALL	L	0-4	25-27

HOME GAMES IN CAPS. Conference games in bold.
BWV- Beckley, W.Va.

2015 STATISTICS

Record: 25-27, 8-21 C-USA

BATTING

Player	AVG	GP-GS	AB	R	H	2B	3B	HR	RBI	TB	SLG%	BB	HBP	SO	GDP	OB%	SF	SH	SB-ATT	PO	A	E	FLD%
Love	.288	52-52	191	37	55	5	2	6	32	82	.429	22	8	25	4	.385	0	4	8-13	120	124	13	.949
Nichols	.288	44-44	160	31	46	8	1	3	27	65	.406	12	7	28	5	.361	1	1	2-4	345	29	2	.995
Kimbell	.286	51-45	147	28	42	10	1	4	22	66	.449	19	6	31	3	.385	2	2	8-9	54	4	1	.983
Stark	.284	48-43	141	26	40	7	0	4	31	59	.418	28	12	28	1	.432	4	7	6-7	96	0	1	.990
Paxton	.260	46-44	146	27	38	4	0	0	13	42	.288	18	11	12	7	.372	5	8	3-6	23	89	10	.918
Hall	.254	50-50	177	29	45	4	0	0	19	49	.277	22	11	36	0	.366	3	7	4-5	85	170	15	.944
Johnson	.254	51-40	142	24	36	8	0	3	16	53	.373	13	7	24	0	.344	1	7	6-8	69	3	5	.935
Diaz	.233	46-44	159	21	37	4	2	4	24	57	.358	10	7	25	5	.307	0	0	4-7	173	28	2	.990

Tobias	.324	24-11	37	6	12	1	0	0	10	13	.351	4	1	14	0	.405	0	1	0-0	9	0	0	1.000
Simoneaux	.302	35-10	43	6	13	3	0	0	1	16	.372	2	3	4	1	.375	0	6	1-2	10	22	2	.941
Perry	.274	37-28	84	16	23	3	1	0	9	28	.333	8	0	7	1	.330	2	4	6-8	44	2	1	.979
Findley	.273	23-0	11	1	3	1	0	0	1	4	.364	0	0	4	0	.250	1	0	1-2	4	0	0	1.000
Ackal	.241	26-9	29	7	7	0	0	0	3	7	.241	5	1	5	1	.371	0	1	1-1	101	5	1	.991
Burger	.220	25-12	41	9	9	0	0	3	13	18	.439	10	2	6	1	.389	1	0	0-0	6	0	0	1.000
Derouen	.214	36-25	98	12	21	6	0	1	18	30	.306	7	3	23	5	.287	0	2	1-2	111	11	2	.984
Deceglie	.174	32-7	23	1	4	0	0	0	1	4	.174	0	5	3	0	.321	0	1	1-1	85	13	2	.980
Blanchard	.160	23-3	25	1	4	0	0	1	4	7	.280	3	1	9	0	.267	1	0	0-0	3	0	0	1.000
Taylor	.154	24-1	13	3	2	0	0	0	2	2	.154	2	3	4	0	.368	1	2	1-3	2	2	1	.800
Hoogerwerf	.000	4-0	3	0	0	0	0	0	0	0	.000	1	0	0	0	.250	0	0	0-0	1	0	0	1.000
Buster	.000	6-0	2	0	0	0	0	0	0	0	.000	0	1	0	0	.333	0	0	1-1	0	1	0	1.000
Parker	.000	3-0	2	1	0	0	0	0	0	0	.000	1	0	0	0	.333	0	0	0-0	1	0	0	1.000

Totals	.261	52-52	1674	286	437	64	7	29	246	602	.360	187	89	288	34	.362	22	53	54-79	1363	585	69	.966
Opponents	.283	52-52	1793	273	507	81	7	31	252	695	.388	175	33	342	24	.354	16	27	42-74	1357	612	75	.963

PITCHING

Player	ERA	W-L	APP-GS	CG	SHO/CBO	SV	IP	H	R	ER	BB	SO	2B	3B	HR	AB	B/Avg	WP	HBP	BK	SFA	SHA
Galbraith	3.44	4-7	18-9	2	0/0	1	70.2	73	33	27	28	48	5	3	2	271	.269	5	5	0	2	3
Maton	3.68	4-4	15-14	0	0/0	0	88.0	96	48	36	19	90	19	0	9	355	.270	1	7	0	0	4
Clancy	4.99	6-6	14-14	0	0/0	0	79.1	88	50	44	27	41	12	0	7	316	.278	9	4	2	4	5

Keating	0.00	1-0	8-0	0	0/0	0	5.0	5	0	0	1	6	2	0	0	19	.263	1	2	0	0	0
Horne	1.29	0-0	6-0	0	0/0	0	7.0	4	1	1	4	7	1	0	0	23	.174	1	0	0	0	0
Atkins	2.76	3-4	23-0	0	0/1	7	45.2	44	19	14	20	38	11	0	0	171	.257	3	6	0	2	4
Mitchell	3.60	0-0	8-0	0	0/0	0	10.0	14	6	4	5	4	5	1	1	44	.318	1	1	0	1	1
Blalock	4.63	1-0	8-1	0	0/0	0	11.2	8	7	6	8	7	2	0	1	41	.195	2	0	0	0	1
Bristo	5.57	4-2	16-6	0	0/0	1	51.2	62	35	32	30	35	10	2	2	199	.312	6	2	1	5	2
Greer	5.97	1-1	14-5	0	0/1	0	37.2	50	29	25	11	31	8	0	5	161	.311	8	3	0	0	1
Derouen	6.48	1-0	11-0	0	0/0	0	16.2	18	13	12	10	14	2	0	2	64	.281	4	1	1	1	2
Baughman	7.32	0-1	11-0	0	0/0	0	19.2	27	19	16	6	14	1	1	2	79	.342	0	1	0	1	3
Diehl	8.74	0-2	3-3	0	0/0	0	11.1	18	13	11	6	7	3	0	0	50	.360	0	1	0	0	1

Totals	4.52	25-27	52-52	2	1/1	9	454.1	507	273	228	175	342	81	7	31	1793	.283	41	33	4	16	27
Opponents	4.44	27-25	52-52	3	4/3	9	452.1	437	286	223	187	288	64	7	29	1674	.261	49	89	6	22	53



MARSHALL THUNDERING HERD

QUICK FACTS

Location: Huntington, W.Va.
Founded: 1837
Enrollment: 14,000
Nickname: Thundering Herd
Colors: Green and White
Charleston Field: Appalachian Power Park (4,500)
Dimensions: 330 L,-400-C, 320-R
Huntington Field: Kennedy Center YMCA Field
Dimensions: 310 L,-390-C, 310-R
Beckley Field: Epling Stadium
Dimensions: 330 L,-370-C, 320-R
President: Dr. Jerry Gilbert
Athletics Director: Mike Hamrick
SWA: Beatrice Crane Banford
Baseball Administrator: Jeff O'Malley

MEDIA RELATIONS

Baseball SID: Corey Dieteman
Office Phone: 304/696-5276
E-Mail: dieteman@marshall.edu
Cell: 716/244-1904
Charleston Press Box: 614/288-4942
Website: www.herdzone.com
Facebook: MarshallAthletics
Twitter: @HerdBaseball

BASEBALL FACTS

2015 Record: 20-32
2015 C-USA Record: 12-18
2015 C-USA Championship: N/A
2015 Postseason: N/A
NCAA Appearances: 2
NCAA Record: 2-4
All-Time Record: 1,329-1,511-12
Letterwinners R/L: 18/14
Starters R/L: 6/4
Pitchers R/L: 9/7

Jeff Waggoner HEAD COACH

Alma Mater: Cleveland State '98
Career Record: 197-288-1 (10th)
Record at Marshall: 197-288-1 (10th)
Assistant Coaches:
 (6) Tim Donnelly (Hardin-Simmons '04)
 (55) Josh Newman (Ohio State '04)
 (25) Brian Karlet (Georgetown (Ky.) '05)
Director of Player Development:
 Heath Storey (Flagler '11)
Office Phone: 304-696-7146




Jerry Gilbert,
President



Mike Hamrick,
Athletic Director



Jeff O'Malley,
Baseball Administrator



Corey Dieteman,
Baseball Contact

FOLLOW THE HERD

WEB

www.HerdZone.com



MarshallAthletics



@HerdZone



HerdVideo

2016 ROSTER

No	Name	Pos.	B/T	Ht.	Wt.	Year	Hometown/Previous School
2	Sam Hunter	LHP	L/L	6-0	185	Sr.	Ashland, Ky./Paul Blazer
3	DJ Gee	IF/OF	R/R	6-0	190	Sr.	Seattle, Wash./Pierce Junior College
4	Corey Bird	OF	L/L	6-1	195	Jr.	Elkview, W.Va./Herbert Hoover
7	Burriss Warner	RHP	R/R	5-11	200	Jr.	Auburndale, Fla./Seminole State
8	Ryne Dean	1B	L/R	6-2	209	Sr.	Fresno, Calif./Fresno City College
9	Billy Sager	OF	L/L	5-10	195	R-Jr.	Kenova, W.Va./Potomac State College
10	Luke Johnston	MIF	R/R	6-1	200	Jr.	Winter Haven, Fla./Daytona State College
11	Matthew Maiers	RHP	R/R	6-5	210	Jr.	Romney, W.Va./Potomac State College
12	Heston Van Fleet	RHP	R/R	5-11	190	Sr.	Kingsville, Texas/Paris Junior College
13	Leo Valenti	SS	R/R	5-11	195	Jr.	Olympia, Wash./Pierce Junior College
14	Josh Shapiro	LHP	L/L	5-10	185	Fr.	Columbus, Ohio/Bexley
15	Brandon Romero	RHP	R/R	5-11	215	Jr.	Miami, Fla./Ronald Reagan
16	Reynaldo Pastrana	C	R/R	6-2	215	Fr.	Miami, Fla./Southwest Senior
17	Aaron Bossi	INF	R/R	5-11	205	Sr.	St. Louis, Mo./St. John Vianney
18	Parker Danciu	LHP	L/L	6-3	220	Jr.	Palm Beach, Fla./Palm Beach State CC
19	Thomas Lane	1B	L/R	6-7	235	Jr.	Pendleton, Ore./Mt. Hood Junior College
20	Nicholas Newton	RHP	R/R	6-1	195	So.	Power, Ohio/Olentangy Liberty
21	Caleb Ross	LHP	L/L	6-1	195	Sr.	Barboursville, W.Va./West Virginia University
22	Matt Reed	C	S/R	6-3	200	R-Jr.	Purcellville, Va./Clemson University
23	Keanu Ramos	RHP	R/R	6-0	200	Sr.	Lubbock, Texas/Midland Junior College
24	Tyler Ratliff	3B/RHP	R/R	6-2	208	So.	Alexandria, Va./T.C. Williams
26	Robert Fajardo	OF	R/R	5-11	185	Sr.	Miami, Fla./La Salle
27	Sam Finfer	C/OF	L/R	6-2	195	Jr.	Bellevue, Wash./Bellevue College
28	Cory Garrastazu	OF	L/R	6-5	210	R-So.	Miami, Fla./Barbara Goleman
32	Chase Boster	RHP	R/R	6-3	220	Sr.	Stafford, Va./Colonial Forge
34	JD Hammer	RHP	R/R	6-3	195	Sr.	Fort Collins, Colo./Navarro JC
35	Fernando Guerrero	RHP	R/R	5-9	200	R-So.	Elizabeth, N.J./Elizabeth
36	Patrick Murphy	LHP	L/L	6-0	185	Fr.	Massillon, Ohio/Canton Central Catholic
40	Shawn Nickles	OF	L/L	5-11	205	Fr.	Stafford, Va./Colonial Forge
41	Andrew Zban	OF	L/R	6-0	196	Fr.	Huntington, W.Va./Huntington
42	Spencer Iacovone	3B/1B	R/R	6-0	220	Jr.	Westchester, Ohio/Moeller
43	Wade Martin	RHP	R/R	6-0	195	Fr.	Portsmouth, Ohio/Wheelersburg
44	Shane Downey	RHP	R/R	5-10	190	Fr.	Akron, Ohio/Walsh Jesuit
50	Alex Simon	C	R/R	6-2	175	So.	Parkersburg, W.Va./Parkersburg South

Head Coach: 30 Jeff Waggoner (Cleveland State, '98)

Assistant Coach/ Recruiting Coord: 27 Tim Donnelly (Hardin-Simmons, '04)

Assistant Coach: 55 Josh Newman (Ohio State, '04)

Assistant Coach: 25 Brian Karlet (Georgetown (Ky.), '05)

Director of Player Development: Heath Storey (2nd Season)

ALPHABETICAL ROSTER

4	Corey Bird	OF	43	Wade Martin	RHP
17	Aaron Bossi	INF	36	Patrick Murphy	LHP
32	Chase Boster	RHP	20	Nicholas Newton	RHP
18	Parker Danciu	LHP	40	Shawn Nickles	OF
8	Ryne Dean	1B	16	Reynaldo Pastrana	C
44	Shane Downey	RHP	23	Keanu Ramos	RHP
26	Robert Fajardo	OF	24	Tyler Ratliff	3B/RHP
27	Sam Finfer	C/OF	22	Matt Reed	C
28	Cory Garrastazu	OF	15	Brandon Romero	RHP
3	DJ Gee	IF/OF	21	Caleb Ross	LHP
35	Fernando Guerrero	RHP	9	Billy Sager	OF
34	JD Hammer	RHP	14	Josh Shapiro	LHP
2	Sam Hunter	LHP	50	Alex Simon	C
42	Spencer Iacovone	3B/1B	13	Leo Valenti	SS
10	Luke Johnston	MIF	12	Heston Van Fleet	RHP
19	Thomas Lane	1B	7	Burriss Warner	RHP
11	Matthew Maiers	RHP	41	Andrew Zban	OF



Corey Bird



2016 SCHEDULE

FEBRUARY

19	FLORIDA A&M	4:00p
20	FLORIDA A&M	1:00p
21	FLORIDA A&M	11:00a
26-27	<i>at Baseball at the Beach Tournament (Myrtle Beach, S.C.)</i>	
26	vs. Liberty	12:00p
26	at Coastal Carolina	4:00p
27	vs. Liberty	4:00p

MARCH

5	LEHIGH	12:00p
5	LEHIGH	3:00p
6	LEHIGH	12:00p
11	BROWN	3:00p
12	BROWN	12:00p
12	BROWN	3:00p
13	BROWN	12:00p
15	MOREHEAD STATE	3:00p
18	SOUTHERN MISS (CH)	6:00p
19	SOUTHERN MISS (CH)	4:00p
20	SOUTHERN MISS (CH)	11:30a
22	EASTERN KENTUCKY	3:00p
24	at FIU	7:00p
25	at FIU	7:00p
26	at FIU	3:00p
30	at Morehead State	3:00p

APRIL

1	LOUISIANA TECH (CH)	6:00p
2	LOUISIANA TECH (CH)	4:00p
3	LOUISIANA TECH (CH)	1:00p
5	WEST VIRGINIA (CH)	6:00p
8	at UTSA	7:00p
9	at UTSA	3:00p
10	at UTSA	11:00a
15	FLORIDA ATLANTIC (BWV)	6:00p
16	FLORIDA ATLANTIC (BWV)	4:00p
17	FLORIDA ATLANTIC (BWV)	12:00p
19	EASTERN KENTUCKY	3:00p
20	OHIO	3:00p
22	at Charlotte	6:00p
23	at Charlotte	2:00p
24	at Charlotte	1:00p
26	at West Virginia	6:30p
29	at Middle Tennessee	7:00p
30	at Middle Tennessee	5:00p

MAY

1	at Middle Tennessee	2:00p
6	UAB (CH)	6:00p
7	UAB (CH)	2:00p
8	UAB (CH)	10:00a
10	at Ohio	6:00p
13	at WKU	7:00p
14	at WKU	3:00p
15	at WKU	2:00p
17	WAKE FOREST (CH)	6:00p
19	OLD DOMINION (CH)	2:00p
20	OLD DOMINION (CH)	2:00p
21	OLD DOMINION (CH)	2:00p
25-29	at C-USA Championship (Hattiesburg, Miss.)	

All times Eastern and subject to change.

HOME GAMES IN CAPS.

Conference games in bold.

CH- Charleston, W. Va.

BWV - Beckley, W. Va.

2015 RESULTS

FEBRUARY

13	at Florida A&M	L	3-4	0-1
14	at Florida A&M	W	24-2	1-1
15	at Florida A&M	W	10-9	2-1
20	vs. Alabama A&M (Starkville, Miss.)	L	3-8	2-2
20	at (14) Mississippi State	L	2-6	2-3
21	at (14) Mississippi State	L	4-7	2-4
22	vs. Alabama A&M (Starkville, Miss.)	L	1-8	2-5
27	vs. Towson (Winston-Salem, N.C.)	W	2-1	3-5
28	vs. Towson (Winston-Salem, N.C.)	W	7-6	4-5
28	at Wake Forest	L	5-6	4-6

MARCH

1	at Wake Forest	L	3-8	4-7
7	vs. George Mason (T)	W	5-4 (13)	5-7
8	vs. George Mason (T)	L	4-6	5-8
8	vs. George Mason (T)	W	9-6	6-8
10	AKRON	(cancelled)		
13	UTSA (BWV)	L	0-2	6-9
14	UTSA (BWV)	L	5-10	6-10
15	UTSA (BWV)	L	8-16	6-11
17	at Eastern Kentucky	L	4-8	6-12
18	MOREHEAD STATE	L	1-7	6-13
20	at UAB	L	2-5	6-14
21	at UAB	W	7-6 (11)	7-14
21	at UAB	L	1-2	7-15
25	at Ohio	L	8-11	7-16
27	FIU (CH)	L	2-7	7-17
28	FIU (CH)	W	5-4	8-17
29	FIU (CH)	L	1-3	8-18

APRIL

1	at Miami (Ohio)	W	16-3	9-18
3	at (22) Florida Atlantic	L	4-9	9-19
4	at (22) Florida Atlantic	L	3-10	9-20
5	at (22) Florida Atlantic	L	1-6	9-21
7	MIAMI (OHIO)	(cancelled)		
8	OHIO	L	2-4	9-22
10	CHARLOTTE	W	5-1	10-22
11	CHARLOTTE	L	4-5	10-23
12	CHARLOTTE	W	8-6	11-23
14	at Akron	L	0-7	11-24
17	at Old Dominion	W	6-1	12-24
18	at Old Dominion	W	5-1	13-24
19	at Old Dominion	L	2-6	13-25
21	at West Virginia	L	2-3	13-26
24	MIDDLE TENNESSEE (CH)	W	3-1	14-26
26	MIDDLE TENNESSEE (CH)	L	1-2	14-27
26	MIDDLE TENNESSEE (CH)	W	2-0	15-27
28	WEST VIRGINIA (CH)	W	3-2	16-27

MAY

1	at Southern Miss	L	0-6	16-28
2	at Southern Miss	L	0-4	16-29
3	at Southern Miss	L	2-6	16-30
8	WKU (CH)	W	3-2	17-30
9	WKU (CH)	W	5-3	18-30
10	WKU (CH)	L	3-12	18-31
14	at Louisiana Tech	W	7-6	19-31
16	at Louisiana Tech	L	1-2	19-32
16	at Louisiana Tech	W	4-0	20-32

HOME GAMES IN CAPS. **Conference games in bold.**

CH - Charleston, W. Va.

BWV - Beckley, W. Va.

T - Thomasville, N.C.



2015 STATISTICS

Record: 20-32, 12-18 C-USA

BATTING

Player	AVG	GP-GS	AB	R	H	2B	3B	HR	RBI	TB	SLG%	BB	HBP	SO	GDP	OB%	SF	SH	SB-ATT	PO	A	E	FLD%
Bird	.307	52-52	212	34	65	7	1	1	23	77	.363	22	1	25	0	.373	1	5	10-16	138	1	2	.986
Diffenderfer	.298	49-49	178	25	53	11	1	4	30	78	.438	29	4	32	2	.402	3	0	1-2	402	18	5	.988
Gee	.283	48-45	159	26	45	7	0	1	14	55	.346	12	5	26	2	.350	1	5	12-13	86	2	1	.989
King	.267	44-40	150	20	40	5	0	3	17	54	.360	8	7	29	2	.329	2	3	5-8	56	58	3	.974
Leon	.263	51-51	194	24	51	8	2	2	22	69	.356	8	2	45	5	.296	2	9	9-12	75	127	13	.940
Fajardo	.261	47-44	138	16	36	7	0	0	15	43	.312	10	8	47	2	.346	0	6	5-7	95	2	0	1.000
Dundon	.250	39-35	136	16	34	5	1	0	14	41	.301	15	4	23	2	.333	4	0	3-4	14	55	10	.873
Reed	.164	41-40	134	11	22	5	0	2	14	33	.246	5	3	36	3	.210	1	2	2-3	245	38	3	.990

Bossi	.306	42-30	111	13	34	8	1	1	15	47	.423	7	1	15	2	.350	1	2	1-7	86	52	4	.972
Roberts	.304	25-10	56	5	17	3	0	1	7	23	.411	4	0	16	1	.344	1	0	0-0	7	8	1	.938
Sager	.239	21-10	46	4	11	4	0	1	8	18	.391	3	0	9	1	.286	0	0	0-0	11	0	0	1.000
Iacovone	.222	4-1	9	1	2	0	0	1	4	5	.556	0	0	5	0	.222	0	0	0-0	2	0	0	1.000
Norman	.200	17-9	45	4	9	2	0	0	6	11	.244	0	0	15	0	.200	0	0	1-1	15	0	0	1.000
Ratliff	.198	31-30	96	14	19	4	0	3	8	32	.333	6	1	17	2	.252	0	0	1-2	67	38	5	.955
Dean	.188	23-18	69	7	13	2	1	1	7	20	.290	9	1	14	0	.291	0	0	1-1	12	1	0	1.000
Bladt	.000	4-1	9	0	0	0	0	0	0	0	.000	0	1	3	0	.100	0	0	0-0	3	5	1	.889
Taylor	.000	1-1	0	0	0	0	0	0	0	0	.000	0	0	0	0	.000	0	0	0-0	1	11	0	1.000
Garrastazu	.000	1-0	0	0	0	0	0	0	0	0	.000	0	0	0	0	.000	0	0	0-0	0	0	0	.000
Boster	.000	2-2	0	0	0	0	0	0	0	0	.000	0	0	0	0	.000	0	0	0-0	6	7	0	1.000

Totals	.259	52-52	1742	220	451	78	7	21	204	606	.348	138	38	357	24	.324	16	32	51-76	1335	471	53	.971

PITCHING

Player	ERA	W-L	APP-GS	CG	SHO/CBO	SV	IP	H	R	ER	BB	SO	2B	3B	HR	AB	B/Avg	WP	HBP	BK	SFA	SHA	
Boster	2.95	7-1	12-9	0	0/0	0	55.0	48	20	18	20	37	11	0	4	205	.234	1	3	0	2	4	
Taylor	3.19	2-6	16-11	1	0/2	0	59.1	54	25	21	44	56	10	0	4	216	.250	4	7	0	3	6	
Hammer	3.83	2-6	15-12	1	0/0	1	80.0	70	37	34	39	56	8	1	5	298	.235	5	6	0	3	5	

K. Stanley	2.50	2-1	29-0	0	0/1	2	36.0	31	13	10	18	33	6	0	1	132	.235	6	2	1	1	4	
Ross	3.52	3-3	29-2	0	0/0	0	30.2	29	17	12	6	19	3	1	2	113	.257	3	6	0	3	4	
Wilson	4.19	1-0	19-0	0	0/1	3	19.1	16	10	9	14	21	5	0	1	71	.225	1	2	0	1	2	
Hunter	4.26	0-0	12-0	0	0/0	0	6.1	8	5	3	3	6	2	0	0	24	.333	0	3	0	1	1	
Ratliff	5.79	0-0	3-0	0	0/0	0	4.2	6	3	3	5	3	2	0	0	20	.300	1	0	0	0	0	
King	6.00	1-2	12-2	0	0/0	1	21.0	23	16	14	12	21	3	1	4	84	.274	7	2	0	1	2	
Van Fleet	6.43	0-2	11-3	0	0/0	0	21.0	23	19	15	9	18	3	0	2	83	.277	4	4	0	0	2	
Margaritonda	6.46	0-5	14-7	0	0/1	4	46.0	55	36	33	21	28	14	1	2	183	.301	3	5	0	2	4	
Guerrero	6.98	1-1	15-0	0	0/0	1	19.1	14	16	15	13	21	3	1	1	68	.206	4	4	1	4	0	
Elder	7.36	0-0	4-1	0	0/0	0	11.0	15	14	9	3	9	4	0	0	52	.288	2	7	0	0	1	
Kirkpatrick	7.43	0-4	6-5	0	0/0	0	23.0	29	22	19	9	10	7	0	1	97	.299	5	3	0	1	2	
Ramos	9.82	1-1	10-0	0	0/0	0	7.1	8	9	8	7	5	1	1	1	28	.286	4	2	0	2	0	
Newton	14.40	0-0	9-0	0	0/0	0	5.0	9	8	8	3	5	5	0	0	23	.391	0	2	0	0	0	

Totals	4.63	20-32	52-52	2	2/2	12	445.0	438	270	229	226	348	87	6	28	1697	.258	50	58	2	24	37	
Opponents	3.44	32-20	52-52	3	4/3	16	457.2	451	220	175	138	357	78	7	21	1742	.259	40	38	6	16	32	



MIDDLE TENNESSEE BLUE RAIDERS

QUICK FACTS

Location: Murfreesboro, Tenn.
Founded: 1911
Enrollment: 22,511
Nickname: Blue Raiders
Colors: Royal Blue and White
Home Field: Reese Smith, Jr. Field (2,100)
Dimensions: 330-L, 390-C, 330-R
President: Dr. Sidney A. McPhee
Athletics Director: Chris Massaro
SWA: Diane Turnham
Baseball Administrator: Whit Turnbow

MEDIA RELATIONS

Baseball SID: Tony Stinnett
Office Phone: 615/898-5270
E-Mail: stinnett@goblueraiders.com
Cell: 615/631-9521
Press Box: 615/898-2117
Website: www.GoBlueRaiders.com
Facebook: MTSU Blue Raider Baseball
Twitter: @MT_Baseball

BASEBALL FACTS

2015 Record: 32-27
2015 C-USA Record: 19-11
2015 C-USA Championship: 2-2
2015 Postseason: N/A
NCAA Appearances: 14
NCAA Record: 11-28
All-Time Record: 1,462-1,081-8
Letterwinners R/L: 20/13
Starters R/L: 4/7
Pitchers R/L: 10/7

Jim McGuire HEAD COACH

Alma Mater: Cumberland '85
Career Record: 311-198 (8th)
Record at MTSU: 91-82 (4th)
Assistant Coaches:
 (19) Scott Hall (Maryland '98)
 (20) JP Davis (Memphis '94)
 (14) Chase Sain (Memphis '15)
Administrative Assistant:
 Pat Fones
Office Phone: 615-898-2450



34



Dr. Sidney McPhee,
President



Chris Massaro,
Athletics Director



Whit Turnbow,
Baseball Administrator



Tony Stinnett,
Baseball Contact

FOLLOW THE RAIDERS

WEB

www.GoBlueRaiders.com



MTSU Blue Raider Baseball Blue Raider Athletics



@MT_Baseball @MTAthletics



GoBlueRaidersTV

2016 ROSTER

No	Name	Pos.	B/T	Ht.	Wt.	Year	Hometown/Previous School
1	Austin Dennis	INF	R/R	5-11	165	Fr.	Rockledge, Fla./Rockledge
3	Brad Jarreau	OF	R/R	5-9	185	Jr.	Joelton, Tenn./Pope John Paul II
4	Will Small	RHP	R/R	5-8	156	Jr.	Atlanta, Ga./Holy Innocents Episcopal
5	Chaz Vesser	C	R/R	6-1	185	Jr.	Alcoa Tenn./Chattanooga State CC
6	Kevin Sullivan	INF	L/R	5-10	185	So.	Chicago, Ill./Brother Rice
7	Will Schnure	C	R/R	6-1	214	Jr.	Acworth, Ga./Mount Paran Christian
8	Riley Delgado	INF	R/R	5-10	175	Jr.	Miami, Fla./Columbia State CC
9	Drew Huff	INF/OF	R/R	5-10	175	Fr.	Murfreesboro, Tenn./Riverdale
10	Vaughn Shapen	INF/C	R/R	5-11	180	R-Jr.	Shreveport, La./Bossier Parish CC
11	Aaron Aucker	INF	R/R	6-0	190	R-So.	Knoxville, Tenn./Knoxville Catholic
12	Blake Benefield	INF/OF	R/R	6-3	205	Fr.	Murfreesboro, Tenn./Siegel
14	Phillip Kuns	OF	R/R	5-11	205	So.	Lockport, Ill./Providence Catholic
15	Caleb Smith	RHP	R/R	6-1	185	Jr.	Fayetteville, Tenn./Lincoln County
16	Andrew Cash	OF	R/R	6-1	199	R-Sr.	Brentwood, Tenn./Ravenwood
17	Shane Connahan	OF	L/R	6-0	178	R-Fr.	Beaver Springs, Pa./Mid-West
18	Austin Norrell	INF/C	R/R	5-11	233	Sr.	Sugar Valley, Ga./Walters State CC
19	Frank Reeves	RHP/IF	R/R	6-2	215	Fr.	Brentwood, Tenn./Home School
21	Austin Sistrunk	INF	R/R	6-0	200	R-Jr.	Franklin, Tenn./Lipscomb
22	Kaleb King	OF	R/R	6-2	183	Jr.	St. Louis, Mo./St Louis University
23	AJ Spencer	RHP/OF	R/R	6-1	195	Fr.	Locust Grove, Ga./Union Grove
24	Kevin Dupree	1B	L/L	6-4	205	Jr.	Ooltewah, Tenn./Ooltewah
27	Conner Moss	INF	R/R	5-9	172	So.	Murfreesboro, Tenn./Siegel
28	Reid Clements	RHP	R/R	6-2	200	R-So.	Ooltewah, Tenn./Silverdale Baptist Academy
29	Sam Alton	RHP	R/R	6-0	199	Sr.	Sonoma, Calif./Canada College
30	Carson Lester	RHP/OF	R/R	6-2	200	Fr.	Murfreesboro, Tenn./Siegel
31	Cody Puckett	LHP	L/L	6-0	190	Jr.	Smithville, Tenn./Columbia State CC
32	Nate Hoffmann	RHP	R/R	6-0	194	Sr.	Sun Prairie, Wisc./Madison College
34	Will Jackson	RHP	R/R	6-4	200	Jr.	Georgia Southern/Georgia Perimeter CC
35	Andy Wright	RHP	R/R	6-2	185	Fr.	Soddy Daisy, Tenn./Soddy-Daisy
36	Garrett Ring	RHP	R/R	6-0	200	Sr.	Mt. Pleasant, Tenn./Mt Pleasant
37	Jake Wyrick	LHP	L/L	6-0	170	So.	Cleveland, Tenn./Cleveland State CC
38	Tyler Troutt	LHP	L/L	6-2	202	Sr.	Maryville, Tenn./Chattanooga State CC
39	Tanner McDivitt	LHP	L/L	6-0	165	So.	Brighton, Tenn./Brighton
42	Darrell Freeman	OF	R/R	5-10	175	Fr.	Brentwood, Tenn./Ravenwood
43	Manuel Lopez	OF	R/R	6-5	200	Fr.	Santo Domingo/Montverde Academy
44	Chase Hensley	1B/RHP	R/R	6-3	215	Jr.	Humboldt, Tenn./Jones County CC
	Devin Conn	INF/OF	R/R	6-0	160	Fr.	Parkland, Fla./Marjory Stoneman Douglas
	Blake Stansberry	RHP	L/R	6-0	227	So.	Knoxville, Tenn./South Doyle

Head Coach: 26 Jim McGuire (Cumberland '85)

Assistant Coach: 19 Scott Hall (Maryland '98)

Assistant Coach: 20 JP Davis (Memphis '94)

Volunteer Coach: 14 Chase Sain (Memphis '13)

Director of Operations: Robbie Britt (Maryville College '15)

ALPHABETICAL ROSTER

29	Sam Alton	RHP	39	Tanner McDivitt	LHP
11	Aaron Aucker	INF	27	Conner Moss	INF
12	Blake Benefield	INF/OF	18	Austin Norrell	INF/C
16	Andrew Cash	OF	31	Cody Puckett	LHP
28	Reid Clements	RHP	19	Frank Reeves	RHP/IF
	Devin Conn	INF/OF	36	Garrett Ring	RHP
17	Shane Connahan	OF	7	Will Schnure	C
8	Riley Delgado	INF	10	Vaughn Shapen	INF/C
1	Austin Dennis	INF	21	Austin Sistrunk	IF
24	Kevin Dupree	1B	4	Will Small	RHP
42	Darrell Freeman	OF	15	Caleb Smith	RHP
44	Chase Hensley	1B/RHP	23	AJ Spencer	RHP/OF
32	Nate Hoffmann	RHP		Blake Stansberry	RHP
9	Drew Huff	INF/OF	6	Kevin Sullivan	INF
34	Will Jackson	RHP	38	Tyler Troutt	LHP
3	Brad Jarreau	OF	5	Chaz Vesser	C
22	Kaleb King	OF	35	Andy Wright	RHP
14	Phillip Kuns	OF	37	Jake Wyrick	LHP
30	Carson Lester	RHP/OF			
43	Manuel Lopez	OF			



Nate Hoffmann



MIDDLE TENNESSEE

2016 SCHEDULE

FEBRUARY

19	INDIANA	3:00p
20	INDIANA	2:00p
21	INDIANA	1:00p
23	LIPSCOMB	3:00p
26-28	<i>MULE MIX CLASSIC (Murfreesboro, Tenn.)</i>	
26	ARMY	3:00p
27	WESTERN MICHIGAN	2:00p
28	MIAMI (OHIO)	1:00p

MARCH

1	LIPSCOMB	4:00p
4	at South Alabama	6:30p
5	at South Alabama	2:00p
6	at South Alabama	1:00p
8	MEMPHIS	6:00p
9	vs. Memphis (JN)	TBA
11	at Kennesaw State	6:00p
12	at Kennesaw State	2:00p
13	at Kennesaw State	1:00p
15	BELMONT	6:00p
18	FLORIDA ATLANTIC	6:00p
19	FLORIDA ATLANTIC	11:00a
20	FLORIDA ATLANTIC	12:00p
22	VANDERBILT	6:00p
24	at WKU	6:00p
25	at WKU	6:00p
26	at WKU	1:00p
29	at Tennessee	5:00p

APRIL

1	RICE	6:00p
2	RICE	4:00p
3	RICE	1:00p
5	AUSTIN PEAY	6:00p
8	at Southern Miss	6:00p
9	at Southern Miss	2:00p
10	at Southern Miss	1:00p
12	at Vanderbilt	6:30p
15	CHARLOTTE	6:00p
16	CHARLOTTE	4:00p
17	CHARLOTTE	1:00p
19	TENNESSEE	6:00p
20	TENNESSEE TECH	6:00p
22	at UAB (YM)	6:30p
23	at UAB (YM)	2:00p
24	at UAB (YM)	1:00p
27	at Tennessee Tech	6:00p
29	MARSHALL	6:00p
30	MARSHALL	4:00p

MAY

1	MARSHALL	1:00p
6	at Louisiana Tech	6:00p
7	at Louisiana Tech	3:00p
8	at Louisiana Tech	1:00p
10	at Austin Peay	6:00p
13	at Old Dominion	5:00p
14	at Old Dominion	2:00p
15	at Old Dominion	11:30a
17	at Belmont	5:00p
19	UTSA	6:00p
20	UTSA	6:00p
21	UTSA	12:00p
25-29	<i>at C-USA Championship (Hattiesburg, Miss.)</i>	

All times Central and subject to change.

HOME GAMES IN CAPS.

Conference games in bold.

JN - Jackson, Tenn.

YM - Young Memorial Field, Birmingham, Ala.

2015 RESULTS

FEBRUARY

13	at Jacksonville	W	7-2	1-0
14	at Jacksonville	W	8-5	2-0
15	at Jacksonville	L	2-11	2-1
17	LIPSCOMB	(postponed)		
20	VALPARAISO	(cancelled)		
21	OHIO	(cancelled)		
22	WESTERN ILLINOIS	W	16-14	3-1
22	WESTERN ILLINOIS	W	5-4	4-1
23	WESTERN ILLINOIS	W	19-2	5-1
25	at Tennessee Tech	(postponed)		
27	at New Orleans	W	2-1 (12)	6-1
28	at New Orleans	W	15-2	7-1

MARCH

1	at New Orleans	L	1-8	7-2
3	at Tennessee	(cancelled)		
7	IOWA (DH)	L	1-2	7-3
7	IOWA	L	1-6	7-4
8	IOWA	W	9-8	8-4
10	at Memphis	L	1-3	8-5
11	at Memphis	L	0-11	8-6
13	UAB	W	8-0	9-6
14	UAB	W	3-0	10-6
15	UAB	W	3-2	11-6
17	at Belmont	L	2-8	11-7
20	at (19) Florida Atlantic	L	2-4	11-8
21	at (19) Florida Atlantic	W	5-3 (11)	12-8
22	at (19) Florida Atlantic	W	7-6 (12)	13-8
24	(2) VANDERBILT	L	7-12	13-9
25	LIPSCOMB	L	1-8	13-10
27	OLD DOMINION	W	7-2	14-10
28	OLD DOMINION	W	8-2	15-10
29	OLD DOMINION	W	5-4	16-10
31	AUSTIN PEAY	L	0-11	16-11

APRIL

3	at (13) Rice	L	2-7	16-12
4	at (13) Rice	W	7-4	17-12
5	at (13) Rice	L	0-10	17-13
7	TENNESSEE TECH	L	5-6	17-14
8	at Austin Peay	L	12-14	17-15
10	LOUISIANA TECH	L	3-7	17-16
11	LOUISIANA TECH	W	8-6	18-16
12	LOUISIANA TECH	W	3-2	19-16
14	TENNESSEE	W	7-5	20-16
17	at Charlotte	W	7-5 (11)	21-16
18	at Charlotte	W	7-6	22-16
18	at Charlotte	W	8-6	23-16
21	at (8) Vanderbilt	L	0-4	23-17
24	at Marshall (CH)	L	1-3	23-18
26	at Marshall (CH)	W	2-1	24-18
26	at Marshall (CH)	L	0-2	24-19
28	at Lipscomb	L	3-11	24-20
29	at Tennessee Tech	W	6-5 (10)	25-20

MAY

1	WKU	W	5-4	26-20
2	WKU	W	5-4	27-20
3	WKU	W	9-2	28-20
8	at UTSA	L	2-9	28-21
9	at UTSA	W	6-5	29-21
10	at UTSA	L	3-4	29-22
12	BELMONT	W	5-2	30-22
14	SOUTHERN MISS	L	4-12	30-23
15	SOUTHERN MISS	L	11-13	30-24
15	SOUTHERN MISS	L	4-8	30-25
20-24	<i>at C-USA Championship (Hattiesburg, Miss.)</i>			
20	vs. UTSA	L	7-9	30-26
21	vs. (15) Rice	W	6-5	31-26
22	vs. UTSA	W	5-4	32-26
23	vs. FIU	L	3-15	32-27

HOME GAMES IN CAPS. Conference games in bold.

CH - Charleston, W. Va.



2015 STATISTICS

Record: 32-27, 19-11 C-USA

BATTING

Player	AVG	GP-GS	AB	R	H	2B	3B	HR	RBI	TB	SLG%	BB	HBP	SO	GDP	OB%	SF	SH	SB-ATT	PO	A	E	FLD%
Jebavy	.359	59-59	245	38	88	15	3	7	36	130	.531	19	2	34	6	.408	1	1	24-28	135	7	3	.979
Jarreau	.338	59-59	240	45	81	11	0	1	31	95	.396	17	2	20	3	.380	4	7	3-8	106	5	3	.974
Dupree	.301	55-52	176	21	53	13	0	3	20	75	.426	18	4	54	2	.377	1	7	1-3	452	31	5	.990
Allen	.286	59-59	231	42	66	11	2	11	50	114	.494	26	4	66	8	.357	8	0	7-11	93	5	6	.942
Ingold	.250	59-59	220	26	55	13	0	6	35	86	.391	27	3	81	6	.335	4	1	8-9	118	108	15	.938
Bryant	.249	59-59	217	29	54	10	5	3	22	83	.382	14	12	38	8	.327	2	3	2-4	125	177	16	.950
Adkins	.245	52-50	192	28	47	10	0	2	28	63	.328	15	3	44	6	.307	2	2	1-1	276	40	5	.984
Delgado	.236	57-57	208	30	49	10	0	0	19	59	.284	37	7	27	7	.365	3	8	0-0	69	145	6	.973

Sullivan	.229	33-20	70	14	16	2	1	1	7	23	.329	11	0	28	0	.333	0	4	1-1	31	51	5	.943
King	.205	36-31	117	18	24	4	0	2	14	34	.291	10	4	32	3	.288	1	0	0-0	0	0	0	.000
Norrell	.179	12-10	39	4	7	2	0	0	4	9	.231	0	2	14	0	.214	1	0	0-0	0	0	1	.000
Schnure	.170	19-16	53	6	9	0	1	0	0	11	.208	5	1	14	0	.254	0	0	0-0	113	12	0	1.000
Moss	.000	6-0	6	1	0	0	0	0	0	0	.000	0	0	2	0	.000	0	0	0-0	2	0	0	
1.000																							
Kunsa	.000	3-0	3	0	0	0	0	0	0	0	.000	0	0	1	0	.000	0	0	0-0	0	0	0	.000
Foriest	.000	1-0	1	0	0	0	0	0	0	0	.000	0	0	0	0	.000	0	0	0-0	1	3	0	1.000
Smith	.000	2-0	0	1	0	0	0	0	0	0	.000	0	0	0	0	.000	0	0	0-0	1	0	0	1.000

Totals	.272	59-59	2018	303	549	101	12	36	266	782	.388	199	44	455	49	.346	27	33	47-65	1550	661	74	.968
Opponents	.277	59-59	1987	341	551	90	7	35	298	760	.382	264	69	383	48	.379	11	40	68-99	1548	580	85	.962

PITCHING

Player	ERA	W-L	APP-GS	CG	SHO/CBO	SV	IP	H	R	ER	BB	SO	2B	3B	HR	AB	B/Avg	WP	HBP	BK	SFA	SHA	
Hoffmann	3.61	4-1	15-13	0	0/1	1	77.1	69	39	31	29	45	9	2	6	288	.240	8	9	0	1	6	
Frebis	4.86	5-8	15-15	0	0/1	0	83.1	104	55	45	35	70	9	2	6	329	.316	11	9	0	2	10	

Mcdivitt	0.00	0-0	3-0	0	0/0	0	3.2	3	0	0	0	3	1	0	0	15	.200	3	0	0	0	0	
Adkins	0.00	0-0	1-0	0	0/0	0	1.0	1	0	0	0	2	0	0	0	4	.250	0	0	1	0	0	
Kessler	3.28	3-0	17-2	0	0/1	6	35.2	28	17	13	22	45	2	0	4	131	.214	4	2	0	0	3	
Stansberry	4.03	5-1	30-1	0	0/1	1	51.1	48	28	23	32	34	6	0	2	182	.264	10	11	1	2	3	
Troutt	4.64	1-4	17-11	0	0/0	0	52.1	57	30	27	24	25	10	1	2	199	.286	10	4	1	1	4	
Ring	4.71	2-2	17-8	0	0/0	0	49.2	50	30	26	29	29	17	0	2	188	.266	7	5	0	0	4	
Alton	5.62	5-2	22-2	0	0/0	2	41.2	50	27	26	12	28	12	1	5	167	.299	5	2	1	3	3	
Foriest	6.12	3-1	24-1	0	0/0	7	32.1	38	23	22	24	37	8	0	2	131	.290	6	4	0	0	1	
Small	6.20	1-0	17-0	0	0/0	0	20.1	20	18	14	7	12	3	0	2	81	.247	2	4	1	1	0	
Cash	6.43	0-0	7-0	0	0/0	0	7.0	5	5	5	6	4	1	0	0	25	.200	0	3	1	0	1	
Slatton	7.99	2-8	21-6	0	0/0	0	47.1	59	47	42	26	34	9	1	3	189	.312	4	10	0	1	4	
Smith	12.38	0-0	9-0	0	0/0	0	8.0	13	13	11	10	9	3	0	0	36	.361	2	3	0	0	1	
Baker	14.29	1-0	6-0	0	0/0	0	5.2	6	9	9	8	6	0	0	1	22	.273	3	3	0	0	0	

Totals	5.12	32-27	59-59	0	2/2	17	516.2	551	341	294	264	383	90	7	35	1987	.277	75	69	6	11	40	
Opponents	4.29	27-32	59-59	3	5/5	12	516.0	549	303	246	199	455	101	12	36	2018	.272	53	44	5	27	33	





OLD DOMINION MONARCHS

QUICK FACTS

Location: Norfolk, Va.
Founded: 1930
Enrollment: 24,672
Nickname: Monarchs
Colors: Slate Blue and Silver
Home Field: Bud Metheny Baseball Complex (2,500)
Dimensions: 325-L, 395-C, 325-R
President: John R. Broderick
Athletics Director: Wood Selig
SWA: Deb Polca
Baseball Administrator: Deb Polca

MEDIA RELATIONS

Baseball SID: Maggie Bonner
Office Phone: 757/683-5581
E-Mail: meroy@odu.edu
Cell: 804/677-6456
Press Box: 757/683-5036/4142
Website: www.ODUSports.com
Facebook: ODUSports
Twitter: @ODUBaseball

BASEBALL FACTS

2015 Record: 27-29
2015 C-USA Record: 13-17
2015 C-USA Championship: 0-2
2015 Postseason: N/A
NCAA Appearances: 8
NCAA Record: 4-16
All-Time Record: 1,612-1,282-1
Letterwinners R/L: 18/13
Starters R/L: 4/5
Starting Pitchers R/L: 4/13

Chris Finwood HEAD COACH

Alma Mater: VMI '88
Career Record: 354-364 (14th)
Record at ODU: 112-113 (5th)
Assistant Coaches:
 (12) Karl Nonemaker (Vanderbilt '02)
 (13) Mike Marron (Holy Cross '05)
 (8) Logan Robbins (WKU '11)
Director of Baseball Operations:
 B.J. Burton (WKU '88)
Office Phone: 757-683-4230



John Broderick,
President



Dr. Camden Wood Selig,
Athletics Director



Deb Polca,
Baseball Administrator



Maggie Bonner,
Baseball Contact

FOLLOW THE MONARCHS

WEB

www.ODUSports.com



ODUSports
ODUBaseball



@ODUsports @ODUBaseball



ODUSports

2016 ROSTER

No	Name	Pos.	B/T	Ht.	Wt.	Year	Hometown/Previous School
1	Justin Hayes	OF	L/L	5-8	150	So.	Chesapeake, Va./Western Branch
2	Jason McMurray	INF	R/R	6-1	200	R-Sr.	West Des Moines, Iowa/Iowa Western
4	Nick Walker	INF/OF	R/R	6-0	195	Jr.	Virginia Beach, Va./Kellam
6	Grey Finwood	INF	R/R	6-3	200	R-So.	Norfolk, Va./Maury
7	Will Morgan	OF	L/R	6-1	180	Fr.	Middletown, N.J./Christian Brothers Academy
9	Connor Myers	OF	R/R	5-11	180	Sr.	Middletown, Md./Middletown
10	Nick Hartman	RHP	R/R	6-2	180	Jr.	Katy, Texas/LSU-Eunice
11	Kyle Beam	C	R/R	6-0	225	Jr.	Hood River, Ore./Lane CC
14	Kurt Sinnen	C/1B	L/R	5-11	200	Jr.	Virginia Beach, Va./Kellam
15	Zach Rutherford	INF	R/R	6-2	180	So.	Chesapeake, Va./Western Branch
16	Thomas Busbice	RHP	R/R	6-1	205	Sr.	Papillion, Neb./Iowa Western
17	Culver Lamb	RHP	R/R	6-3	195	So.	Virginia Beach, Va./Chipola College
18	Grayson Bailey	LHP	L/L	6-1	210	R-Sr.	Virginia Beach, Va./Lee University
19	Darius Gillus	INF	R/R	5-11	205	R-Fr.	Chesterfield, Va./L.C. Bird
20	Bryce Windham	INF	L/R	6-0	170	Fr.	Monroe, Mich./Saint Mary Catholic Central
21	Morgan Maguire	RHP	L/R	6-2	205	Fr.	Rumson, N.J./Rumson-Fair Haven Regional
22	Nick Lustrino	INF	L/R	6-0	185	R-Sr.	Spring Lake, N.J./Manasquan
23	Cory Alexander II	OF	R/R	5-11	160	Fr.	Goochland, Va./Goochland
24	Brett Smith	RHP	R/R	6-4	195	Fr.	Chesapeake, Va./Grassfield
25	Seth Woodard	INF	R/R	6-2	220	Fr.	Newport News, Va./Woodside
26	Chris Livers	C	R/R	5-9	180	Sr.	Virginia Beach, Va./First Colonial
28	Jake Josephs	LHP	L/L	5-11	190	R-Jr.	Fairfax Station, Va./South County
29	Evan Baer	INF	R/R	6-1	200	Fr.	Virginia Beach, Va./Princess Anne
31	Nate Matheson	LHP	L/L	6-3	225	So.	Hampton, Va./Kecoughtan
32	Victor Diaz	RHP	R/R	6-0	195	R-Sr.	Perth Amboy, N.J./St. Joseph's
33	Turner Bishop	OF	L/L	6-1	195	Jr.	Virginia Beach, Va./Kellam
34	Sam Sinnen	RHP	R/R	5-11	205	Jr.	Virginia Beach, Va./Kellam
37	Neil Ring	C	R/R	5-10	195	Fr.	Appomattox, Va./Blair Academy
40	Adam Bainbridge	LHP	L/L	6-3	190	Jr.	Sinking Spring, Pa./Wilson
42	Joey Benitez	LHP	L/L	6-1	185	Jr.	Crofton, Md./Archbishop Spalding
43	Isaiah Nelson	LHP	L/L	5-11	170	Fr.	Norfolk, Va./Norfolk Academy
44	Drew Moyer	RHP	R/R	6-6	200	Fr.	Newport News, Va./Woodside
45	Jack Jett	RHP	R/R	6-4	205	Fr.	Reedville, Va./Northumberland

Head Coach: 5 Chris Finwood (VMI '88)

Assistant Coach: 12 Karl Nonemaker (Vanderbilt '02)

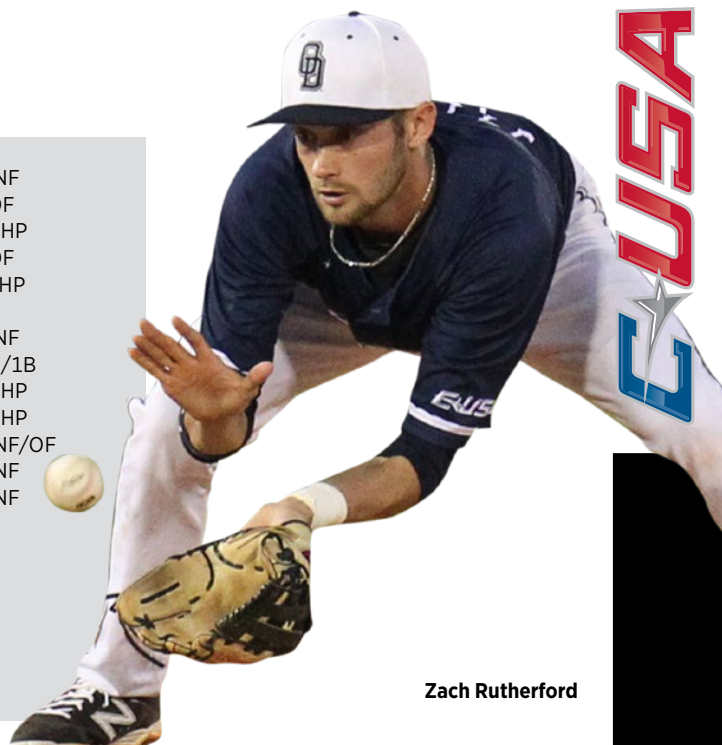
Assistant Coach: 13 Mike Marron (College of the Holy Cross '05)

Volunteer Coach: 8 Logan Robbins (WKU '11)

Director of Operations: B.J. Burton (Western Kentucky '88)

ALPHABETICAL ROSTER

23	Cory Alexander II	OF	2	Jason McMurray	INF
29	Evan Baer	INF	7	Will Morgan	OF
18	Grayson Bailey	LHP	44	Drew Moyer	RHP
40	Adam Bainbridge	LHP	9	Connor Myers	OF
11	Kyle Beam	C	43	Isaiah Nelson	LHP
42	Joey Benitez	LHP	37	Neil Ring	C
33	Turner Bishop	OF	15	Zach Rutherford	INF
16	Thomas Busbice	RHP	14	Kurt Sinnen	C/1B
32	Victor Diaz	RHP	34	Sam Sinnen	RHP
6	Grey Finwood	INF	24	Brett Smith	RHP
19	Darius Gillus	INF	4	Nick Walker	INF/OF
10	Nick Hartman	RHP	20	Bryce Windham	INF
1	Justin Hayes	OF	25	Seth Woodard	INF
45	Jack Jett	RHP			
28	Jake Josephs	LHP			
17	Culver Lamb	RHP			
26	Chris Livers	C			
22	Nick Lustrino	INF			
21	Morgan Maguire	RHP			
31	Nate Matheson	LHP			



Zach Rutherford





OLD DOMINION

2016 SCHEDULE

FEBRUARY

19-21	<i>at Caravelle Resort Tournament (Myrtle Beach, S.C.)</i>	
19	vs. NC State	12:00p
20	vs. Kent State	12:00p
21	vs. Appalachian State	3:00p
23	NORFOLK STATE	3:00p
26-28	ODU TOURNAMENT	
26	MANHATTAN	4:00p
27	VIRGINIA TECH	4:00p
28	DELAWARE	3:00p

MARCH

1	LIBERTY	3:00p
4	RUTGERS	3:00p
5	RUTGERS	2:00p
6	RUTGERS	1:00p
9	at VCU	3:00p
11	at West Virginia	3:00p
12	at West Virginia	3:00p
13	at West Virginia	1:00p
15	PRINCETON	6:00p
16	PRINCETON	3:00p
18	WKU	6:00p
19	WKU	3:00p
20	WKU	1:00p
22	VMI	6:00p
23	VMI	3:00p
25	at Rice	7:30p
26	at Rice	3:00p
27	at Rice	1:00p
29	at Virginia	4:00p

APRIL

1	FLORIDA ATLANTIC	6:00p
2	FLORIDA ATLANTIC	3:00p
3	FLORIDA ATLANTIC	1:00p
6	WILLIAM & MARY	6:00p
8	FIU	7:00p
9	FIU	7:00p
10	FIU	7:00p
12	at William & Mary	7:00p
15	UTSA	6:00p
16	UTSA	4:00p
17	UTSA	12:00p
19	at VMI	6:00p
22	at Louisiana Tech	7:00p
23	at Louisiana Tech	4:00p
24	at Louisiana Tech	12:00p
26	VIRGINIA (HP)	7:00p
29	UAB	6:00p
30	UAB	3:00p

MAY

1	UAB	1:00p
6	at Charlotte	6:00p
7	at Charlotte	2:00p
8	at Charlotte	1:00p
11	at Liberty	3:00p
13	MIDDLE TENNESSEE	6:00p
14	MIDDLE TENNESSEE	3:00p
15	MIDDLE TENNESSEE	12:30p
17	VCU (WM)	7:00p
19	at Marshall (CH)	2:00p
20	at Marshall (CH)	2:00p
21	at Marshall (CH)	2:00p
25-29	at C-USA Championship (Hattiesburg, Miss.)	

All times Eastern and subject to change.

HOME GAMES IN CAPS.

Conference games in bold.

CH - Charleston, W. Va.

HP - Harbor Park, Norfolk, Va.

WM - War Memorial Stadium, Norfolk, Va.

2015 RESULTS

FEBRUARY

13-15	<i>at Caravelle Resort Tournament (Conway, S.C.)</i>		
13	at Coastal Carolina	L	0-4
14	vs. Maryland	L	2-5
15	vs. Canisius	L	7-8
18	EAST CAROLINA	(postponed)	
20	SETON HALL	(cancelled)	
21	SETON HALL	(cancelled)	
22	SETON HALL	(cancelled)	
24	LIBERTY	(postponed)	
25	at East Carolina	(postponed)	
27	vs. Rutgers (MB)	W	3-0
28	vs. Rutgers (MB)	W	3-2

MARCH

1	vs. Rutgers (MB)	L	9-13	2-4
3	NORFOLK STATE	(cancelled)		
4	at East Carolina	L	7-9	2-5
8	PENNSYLVANIA	W	5-1	3-5
8	PENNSYLVANIA	W	5-3	4-5
9	PENNSYLVANIA	W	9-8	5-5
10	BRYANT	W	9-8	6-5
11	at (1) Virginia	W	14-4	7-5
13	at WKU	W	3-1	8-5
14	at WKU	L	3-6	8-6
15	at WKU	L	5-9	8-7
17	VMI	W	8-5	9-7
18	VMI	W	7-6	10-7
20	(8) RICE	W	12-4	11-7
21	(8) RICE	W	9-8	12-7
22	(8) RICE	L	4-5	12-8
25	at VMI	W	11-3	13-8
27	at Middle Tennessee	L	2-7	13-9
28	at Middle Tennessee	L	2-8	13-10
29	at Middle Tennessee	L	4-5	13-11
31	at Liberty	L	7-9	13-12

APRIL

1	WILLIAM & MARY	W	4-0	14-12
3	CHARLOTTE	L	7-9	14-13
4	CHARLOTTE	L	0-9*	14-14
5	CHARLOTTE	W	15-1	15-14
6	LIBERTY	W	5-1	16-14
8	VCU	L	2-10	16-15
10	at UTSA	L	6-7 (13)	16-16
10	at UTSA	L	2-8	16-17
11	at UTSA	W	11-2	17-17
14	at William & Mary	L	9-11	17-18
15	EAST CAROLINA	L	2-4	17-19
17	MARSHALL	L	1-6	17-20
18	MARSHALL	L	1-5	17-21
19	MARSHALL	W	6-2	18-21
22	RICHMOND	W	11-5	19-21
24	at (14) Florida Atlantic	W	15-3	20-21
25	at (14) Florida Atlantic	L	1-8	20-22
26	at (14) Florida Atlantic	L	2-8	20-23
28	(22) VIRGINIA (HP)	W	3-1	21-23

MAY

2	FIU	W	4-2	22-23
2	FIU	L	1-4	22-24
3	FIU	W	3-0	23-24
8	LOUISIANA TECH	W	7-0	24-24
9	LOUISIANA TECH	W	4-2	25-24
10	LOUISIANA TECH	W	6-5	26-24
12	at VCU (H)	L	3-9	26-25
14	at UAB	L	4-7	26-26
15	at UAB	L	3-6	26-27
16	at UAB	W	11-0	27-27
20-24	at C-USA Championship (Hattiesburg, Miss.)			
20	vs. (19) Florida Atlantic	L	4-6	27-28
21	at Southern Miss	L	0-2 (12)	27-29

HOME GAMES IN CAPS. C-USA games in bold.

HP - Harbor Park

H - Hampton, Va.

MB - Myrtle Beach, S.C.

*forfeit





2015 STATISTICS

Record: 27-29, 13-17 C-USA

BATTING

Player	AVG	GP-GS	AB	R	H	2B	3B	HR	RBI	TB	SLG%	BB	HBP	SO	GDP	OB%	SF	SH	SB-ATT	PO	A	E	FLD%
Higgins	.335	56-56	239	40	80	19	0	3	32	108	.452	25	4	16	9	.402	3	3	3-5	99	114	10	.955
Rutherford	.317	43-42	164	30	52	13	1	0	18	67	.409	10	3	26	4	.367	0	6	4-4	75	103	5	.973
Myers	.302	56-55	202	32	61	10	1	1	28	76	.376	17	5	34	1	.366	3	9	20-25	150	4	3	.981
Eldridge	.298	55-55	215	38	64	18	0	6	40	100	.465	20	2	28	5	.355	5	1	5-7	39	0	0	1.000
Ostrich	.295	56-56	200	29	59	12	2	4	34	87	.435	47	10	35	0	.448	2	0	6-10	414	18	3	.993
Perez	.276	51-46	170	33	47	11	0	4	29	70	.412	15	10	36	3	.365	2	0	1-1	267	34	2	.993
Walker	.276	54-52	181	32	50	10	2	6	33	82	.453	29	8	31	1	.394	3	3	12-14	116	13	7	.949
McMurray	.251	53-50	171	30	43	7	2	2	23	60	.351	14	9	37	2	.340	0	6	4-7	82	161	13	.949

Cogen	.326	13-11	46	9	15	3	0	0	8	18	.391	9	0	5	0	.436	0	0	4-4	12	0	2	.857
Hayes	.321	40-12	53	10	17	3	0	0	6	20	.377	10	1	13	0	.438	0	0	5-7	35	1	3	.923
Guaragna	.263	34-15	57	6	15	1	0	0	2	16	.281	6	0	15	2	.328	1	1	1-2	1	3	0	1.000
Francis	.239	26-21	71	7	17	2	0	1	10	22	.310	7	0	12	3	.289	5	2	0-1	59	8	4	.944
Lustrino	.228	38-24	92	12	21	5	0	1	12	29	.315	15	3	12	1	.355	0	5	1-1	20	56	4	.950
Sinnen	.171	21-7	35	1	6	1	0	0	1	7	.200	5	0	7	1	.275	0	0	0-0	38	4	1	.977
Bishop	.000	1-1	3	0	0	0	0	0	0	0	.000	0	0	0	0	.000	0	0	0-0	0	2	1	.667
Finwood	.000	8-0	3	0	0	0	0	0	0	0	.000	0	0	2	0	.000	0	0	0-0	14	0	0	1.000
Livers	.000	6-0	2	0	0	0	0	0	1	0	.000	0	0	0	0	.000	1	0	0-0	5	1	0	1.000
Hill	.000	4-1	2	0	0	0	0	0	0	0	.000	0	0	0	0	.000	0	0	0-0	0	0	0	.000
Totals	.287	56-56	1906	309	547	115	8	28	277	762	.400	229	55	309	32	.375	25	36	66-88	1471	574	63	.970
Opponents	.278	56-56	1911	278	531	110	10	30	251	751	.393	193	32	341	37	.350	22	34	42-59	1455	609	78	.964

PITCHING

Player	ERA	W-L	APP-GS	CG	SHO/CBO	SV	IP	H	R	ER	BB	SO	2B	3B	HR	AB	B/Avg	WP	HBP	BK	SFA	SHA	
Bainbridge	2.39	4-2	21-8	1	0/2	2	67.2	52	21	18	14	33	9	1	1	242	.215	3	3	0	1	5	
Sinnen	2.84	6-3	21-7	0	0/3	3	66.2	63	26	21	15	53	16	1	1	258	.244	3	1	0	2	2	
Tomchick	4.06	3-6	17-13	0	0/1	1	64.1	66	35	29	23	51	20	2	5	253	.261	3	3	0	2	1	

Rienerth	2.77	1-0	13-0	0	0/0	0	13.0	12	5	4	9	12	2	0	1	45	.267	1	1	0	0	1	
Rutherford	3.24	1-2	6-0	0	0/0	0	8.1	13	3	3	1	4	1	0	0	35	.371	0	2	0	0	2	
Josephs	3.89	3-1	24-2	0	0/3	1	41.2	40	24	18	20	29	6	0	2	157	.255	5	5	1	2	8	
Barber	4.50	0-0	2-0	0	0/0	0	4.0	5	2	2	2	1	0	0	0	15	.333	1	0	0	1	0	
Majette	4.50	0-0	4-0	0	0/1	0	2.0	2	1	1	5	1	1	0	0	7	.286	0	1	0	1	0	
Busbice	4.84	3-2	25-1	0	0/3	2	44.2	46	30	24	26	37	11	0	3	165	.279	12	3	0	3	4	
Hartman	5.17	0-6	17-9	0	0/2	5	55.2	58	38	32	28	41	13	2	3	221	.262	6	4	0	1	3	
Diaz	5.28	3-1	6-1	0	0/0	0	15.1	20	9	9	3	14	6	0	2	65	.308	2	0	0	1	0	
Benitez	5.54	1-2	18-8	0	0/1	1	50.1	75	34	31	11	27	9	2	4	210	.357	1	4	0	4	4	
Matheson	6.28	2-3	11-5	0	0/1	0	28.2	37	22	20	18	17	6	0	4	117	.316	1	4	1	2	2	
Bishop	7.11	0-0	11-0	0	0/0	0	12.2	17	11	10	12	8	4	0	2	52	.327	4	1	1	1	2	
Koenig	7.63	0-0	9-2	0	0/0	0	15.1	25	17	13	6	13	6	2	2	69	.362	2	0	0	1	0	
Totals	4.31	27-28	56-56	1	5/5	15	490.1	531	278	235	193	341	110	10	30	1911	.278	44	32	3	22	34	
Opponents	4.71	28-27	56-56	0	2/2	15	485.0	547	309	254	229	309	115	8	28	1906	.287	52	55	3	25	36	





RICE OWLS

QUICK FACTS

Location: Houston, Texas
Founded: 1891
Enrollment: 6,077
Nickname: Owls
Colors: Blue and Gray
Home Field: Reckling Park (6,193)
Dimensions: 330-L, 400-C, 330-R
President: David W. Leebron
Athletics Director: Joe Karlgaard
SWA: Stacy Mosely
Baseball Administrator: Rick Mello

MEDIA RELATIONS


Baseball SID: John Sullivan
Office Phone: 713/348-5636
E-Mail: jsully@rice.edu
Cell: 832/250-9000
Press Box: 713/348-4931
Website: www.riceowls.com
Facebook: RiceUniversityBaseball
Twitter: @RiceOwlsBSB

BASEBALL FACTS

2015 Record: 37-22
2015 C-USA Record: 22-8
2015 C-USA Championship: 0-2
2015 Postseason: 2-2
NCAA Appearances: 21 (CWS-7)
NCAA Record: 81-49
All-Time Record: 1,792-1,229-14
Letterwinners R/L: 16/10
Starters R/L: 6/4
Pitchers R/L: 7/6

Wayne Graham HEAD COACH

Alma Mater: Texas '70
Career Record: 1,651-555 (36th)
Record at Rice: 1,076-442 (25th)
Assistant Coaches:
 (20) Patrick Hallmark (Rice '95)
 (19) Clay Van Hook (Texas '08)
 (18) Scott Shepperd (Concordia '06)
Director of Baseball Operations:
 Daniel Watson (Rice '10)
Office Phone: 713-348-8864



David W. Leebron,
President



Joe Karlgaard,
Athletics Director



Rick Mello,
Baseball Administrator



John Sullivan,
Baseball Contact

FOLLOW THE OWLS

WEB

www.RiceOwls.com



RiceUniversityBaseball
RiceAthletics



@RiceOwlsBSB
@riceowlsdotcom



RiceAthletics

2016 ROSTER

No	Name	Pos.	B/T	Ht.	Wt.	Year	Hometown/Previous School
1	Cody Staab	OF	L/L	5-10	170	Fr.	College Station, Texas/College Station
2	Tristan Gray	INF	L/R	6-3	170	So.	Houston, Texas/Elkins
3	Connor Teykl	INF	L/R	6-3	200	Sr.	Sugar Land, Texas/Kempner
4	Hunter Kopycinski	C	R/R	5-11	175	Sr.	Houston, Texas/St. Thomas
5	Charlie Warren	OF	L/R	6-2	200	Jr.	The Woodlands, Texas/The Woodlands
6	Ryan Chandler	OF/IF	L/R	5-9	170	So.	Houston, Texas/Strake Jesuit College Prep
7	Dominic DiCaprio	C	R/R	6-0	200	Fr.	Coral Springs, Fla./Stoneman Douglas
8	Ford Proctor	INF	L/R	6-0	190	Fr.	Beaumont, Texas/Kelly
9	Dayne Wunderlich	OF	R/R	6-0	195	Jr.	Brenham, Texas/Brenham
10	Dane Myers	INF/RHP	R/R	6-2	205	So.	Katy, Texas/Taylor
11	Mason Hellums	LHP	L/L	6-1	190	Fr.	Robstown, Texas/Tuloso Midway
12	Brent Schwarz	RHP	R/R	6-3	215	Fr.	Boerne, Texas/Aurora, Colo. Regis Jesuit
13	Nick Orewiler	RHP	R/R	6-3	185	Jr.	Galveston, Texas/Ball
14	Rodrigo Duluc	RHP	R/R	6-3	195	Fr.	New York, N.Y./Bronx High School for Science
15	Chad Tatum	INF	R/R	6-0	185	So.	San Antonio, Texas/Antonian College Prep
17	Glenn Otto	RHP	R/R	6-4	225	So.	Spring, Texas/Concordia Lutheran
21	Josh Pettitte	RHP	R/R	6-2	195	So.	Houston, Texas/Deer Park
22	Grayson Lewis	INF	R/R	5-11	185	Sr.	Heath, Texas/Navarro College/Rockwall Heath
23	Evan Kravetz	LHP	L/L	6-8	250	Fr.	Miami, Fla./Gulliver Preparatory
24	Ricardo Salinas	RHP/OF	R/R	6-1	200	So.	Houston, Texas/Northshore
25	Brandt Frazier	C	R/R	5-11	185	So.	Houston, Texas/Lamar
26	Blake Fox	LHP/INF	L/L	6-4	220	Sr.	Bellaire, Texas/Episcopal
27	Andrew Dunlap	DH	R/R	5-11	215	Jr.	Houston, Texas/Westbury Christian
28	Kendal Jefferies	INF	R/R	5-11	180	Fr.	Spring, Texas/Klein
29	Jon Duplantier	RHP	L/R	6-4	225	Jr.	Katy, Texas/Seven Lakes
30	Ben Schragger	RHP	R/R	5-11	180	Fr.	Titusville, N.J./Hopewell Valley
32	Austin Solecitto	LHP	L/L	6-2	205	Sr.	Franklin Lakes, N.J./Howard College/Indian Hills
33	Gavin Johnson	C	L/R	6-0	185	Fr.	San Antonio, Texas/O'Connor
34	Jackson Parthasarathy	RHP	R/R	6-3	200	Fr.	Austin, Texas/Lake Travis
35	Zach Esquivel	RHP	R/R	5-10	179	Fr.	League City, Texas/Clear Creek
38	Braden Rollins	RHP/OF	R/R	6-4	200	Fr.	Lake Mary, Fla./Lake Mary
42	Willy Amador	P/C	R/R	6-0	198	So.	Bryan, Texas/Bryan
44	Khevin Brewer	OF	R/R	6-1	215	So.	Richmond, Texas/Travis

Head Coach: 37 Wayne Graham (Texas '70)

Assistant Coach: 20 Patrick Hallmark (Rice '95)

Assistant Coach: 19 Clay Van Hook (Texas '08)

Volunteer Coach: 18 Scott Shepperd (Concordia, '06)

Director of Operations: Daniel Watson (Rice '10)

ALPHABETICAL ROSTER

42	Willy Amador	P/C	10	Dane Myers	INF/RHP
44	Khevin Brewer	OF	13	Nick Orewiler	RHP
6	Ryan Chandler	OF/IF	17	Glenn Otto	RHP
7	Dominic DiCaprio	C	34	Jackson Parthasarathy	RHP
14	Rodrigo Duluc	RHP	21	Josh Pettitte	RHP
27	Andrew Dunlap	DH	8	Ford Proctor	INF
29	Jon Duplantier	RHP	38	Braden Rollins	RHP/OF
35	Zach Esquivel	RHP	24	Ricardo Salinas	RHP/OF
26	Blake Fox	LHP/INF	30	Ben Schragger	RHP
25	Brandt Frazier	C	12	Brent Schwarz	RHP
2	Tristan Gray	INF	32	Austin Solecitto	LHP
11	Mason Hellums	LHP	1	Cody Staab	OF
28	Kendal Jefferies	INF	15	Chad Tatum	INF
33	Gavin Johnson	C	3	Connor Teykl	INF
4	Hunter Kopycinski	C	5	Charlie Warren	OF
23	Evan Kravetz	LHP	9	Dayne Wunderlich	OF
22	Grayson Lewis	INF			



Ryan Chandler



2016 SCHEDULE

FEBRUARY

19	ARIZONA	6:00p
20	ARIZONA	4:00p
21	ARIZONA	1:00p
23	DALLAS BAPTIST	6:00p
24	TEXAS STATE	6:00p
26-28	<i>at Shriners Hospital College Classic (Houston, Texas)</i>	
26	vs. Arkansas	7:00p
27	vs. TCU	7:00p
28	vs. Louisiana-Lafayette	6:00p

MARCH

2	at Sam Houston State	6:30p
4	UCF	4:00p
5	UCF	2:00p
6	UCF	1:00p
9	at Lamar	6:00p
11	EAST CAROLINA	6:00p
12	EAST CAROLINA	2:00p
13	EAST CAROLINA	1:00p
15	TCU	6:30p
18	at UTSA	6:00p
19	at UTSA	2:00p
20	at UTSA	1:00p
22	at Houston	6:30p
25	OLD DOMINION	6:30p
26	OLD DOMINION	2:00p
27	OLD DOMINION	12:00p
29	SAM HOUSTON STATE	6:30p

APRIL

1	at Middle Tennessee	6:00p
2	at Middle Tennessee	4:00p
3	at Middle Tennessee	1:00p
5	TEXAS A&M	6:30p
8	UAB	6:30p
9	UAB	2:00p
10	UAB	1:00p
12	at Texas State	6:00p
15	WKU	6:30p
16	WKU	2:00p
17	WKU	1:00p
22	at Southern Miss	6:00p
23	at Southern Miss	2:00p
24	at Southern Miss	1:00p
29	CHARLOTTE	6:30p
30	CHARLOTTE	2:00p

MAY

1	CHARLOTTE	1:00p
4	LAMAR	6:30p
6	at FIU	5:30p
7	at FIU	5:30p
8	at FIU	11:00a
10	HOUSTON	6:30p
13	FLORIDA ATLANTIC	7:00p
14	FLORIDA ATLANTIC	2:00p
15	FLORIDA ATLANTIC	12:00p
17	vs. Houston (Sugar Land, Texas)	TBA
19	at Louisiana Tech	6:00p
20	at Louisiana Tech	6:00p
21	at Louisiana Tech	1:00p
25-29	at C-USA Championship (Hattiesburg, Miss.)	

All times Central and subject to change.
HOME GAMES IN CAPS.
Conference games in bold.

2015 RESULTS

FEBRUARY

13	(6) TEXAS	L	1-3	0-1
14	(6) TEXAS	W	10-9	1-1
14	(6) TEXAS	W	5-2	2-1
15	(6) TEXAS	L	3-4 (10 inn.)	2-2
17	HOUSTON BAPTIST	W	5-2	3-2
20	at Arizona	W	8-5	4-2
21	at Arizona	L	6-7	4-3
22	at Arizona	W	6-4 (10 inn.)	5-3
25	STEPHEN F. AUSTIN	W	13-1	6-3
27	STANFORD	L	3-5	6-4
28	STANFORD	W	11-6	7-4
28	STANFORD	L	1-3	7-5

MARCH

1	STANFORD	W	12-1	8-5
3	at (1) TCU	L	1-3	8-6
6	at Charlotte	W	4-2	9-6
7	at Charlotte	W	10-3	10-6
8	at Charlotte	W	6-3	11-6
10	LAMAR	(postponed)		
11	TEXAS STATE	W	14-5	12-6
13	LOUISIANA TECH	W	4-2	13-6
14	LOUISIANA TECH	W	8-7	14-6
15	LOUISIANA TECH	W	9-2	15-6
17	at (21) Houston	L	3-8	15-7
20	at Old Dominion	L	4-12	15-8
21	at Old Dominion	L	8-9	15-9
22	at Old Dominion	W	5-4	16-9
24	SAM HOUSTON STATE	W	4-0	17-9
25	at Sam Houston State	L	4-11	17-10
27	SOUTHERN MISS	W	6-3	18-10
28	SOUTHERN MISS	W	11-4	19-10
29	SOUTHERN MISS	L	1-5	19-11
31	at Lamar	W	4-3	20-11

APRIL

3	MIDDLE TENNESSEE	W	7-2	21-11
4	MIDDLE TENNESSEE	L	4-7	21-12
5	MIDDLE TENNESSEE	W	10-0	22-12
7	at (1) Texas A&M	L	3-4	22-13
10	at UAB (YM)	L	0-4	22-14
11	at UAB (YM)	L	4-14	22-15
12	at UAB (YM)	W	13-5	23-15
14	(25) HOUSTON	W	11-0	24-15
18	UTSA	W	9-8	25-15
18	UTSA	W	8-2	26-15
19	UTSA	L	1-7	26-16
24	at WKU	W	11-4	27-16
24	at WKU	W	3-2	28-16
26	at WKU	W	3-2	29-16

MAY

6	TEXAS A&M-Corpus Christi	W	2-0	30-16
8	at (12) Florida Atlantic	W	6-0	31-16
9	at (12) Florida Atlantic	W	5-1	32-16
10	at (12) Florida Atlantic	W	5-2	33-16
12	vs. (19) Houston (C)	L	1-2	33-17
14	FIU	L	1-11	33-18
15	FIU	W	3-2	34-18
16	FIU	W	7-4	35-18
20-24	at C-USA Championship (Hattiesburg, Miss.)			
20	vs. FIU	L	5-6	35-19
21	vs. Middle Tennessee	L	5-6	35-20
29-J1	<i>at NCAA Championship (Houston, Texas)</i>			
29	vs. Louisiana-Lafayette	L	6-7	35-21
31	vs. Houston Baptist	W	3-1	36-21
31	at (13) Houston	W	3-2 (20 inn.)	37-21

JUNE

1	vs. Louisiana-Lafayette	L	2-5	37-22
---	-------------------------	---	-----	-------

HOME GAMES IN CAPS. Conference games in bold.
YM - Young Memorial Field
C - Constellation Field, Sugar Land, Texas



2015 STATISTICS

Record: 37-22, 22-8 C-USA

BATTING

Player	AVG	GP-GS	AB	R	H	2B	3B	HR	RBI	TB	SLG%	BB	HBP	SO	GDP	OB%	SF	SH	SB-ATT	PO	A	E	FLD%
Stainback	.346	58-58	234	50	81	11	3	0	29	98	.419	31	2	33	4	.421	4	1	2-2	119	151	7	.975
K.Taylor	.346	55-47	185	27	64	11	1	1	29	80	.432	6	1	29	7	.362	4	4	1-4	30	0	0	1.000
Reeves	.313	56-56	201	28	63	6	0	8	55	93	.463	25	10	35	6	.412	2	5	3-3	122	14	5	.965
Warren	.311	59-56	209	31	65	6	1	1	30	76	.364	20	6	31	5	.384	2	7	5-9	110	4	5	.958
Kopycinski	.309	49-40	149	19	46	3	1	0	15	51	.342	9	3	12	4	.358	1	6	0-1	365	52	3	.993
Chandler	.302	59-59	248	43	75	17	1	0	34	94	.379	25	8	44	3	.382	2	4	5-12	133	6	1	.993
C.Teykl	.291	59-59	234	23	68	12	2	2	26	90	.385	23	1	28	6	.355	1	1	1-1	541	29	6	.990
Gray	.247	56-47	154	29	38	4	3	3	25	57	.370	10	5	31	1	.310	2	3	0-1	31	85	15	.885
Byrd	.241	52-51	199	32	48	12	2	1	35	67	.337	20	4	48	1	.317	4	5	5-5	62	139	18	.918

Fox	.500	3-1	2	0	1	0	0	0	1	1	.500	0	0	1	0	.500	0	0	0-0	1	24	0	1.000
Williamson	.284	38-29	109	18	31	3	0	0	12	34	.312	10	2	14	0	.352	1	2	5-5	33	2	2	.946
Lewis	.255	46-22	102	21	26	3	0	0	12	29	.284	20	8	17	0	.415	0	6	3-4	22	77	9	.917
Myers	.176	13-4	17	3	3	0	0	0	2	3	.176	3	2	5	0	.364	0	1	0-0	3	0	0	1.000
Wunderlich	.000	22-1	8	6	0	0	0	0	1	0	.000	2	1	3	0	.250	1	0	0-0	1	1	0	1.000
Salinas	.000	2-1	3	0	0	0	0	0	0	0	.000	0	0	2	0	.000	0	0	0-0	4	5	0	1.000
Amador	.000	1-0	1	0	0	0	0	0	0	0	.000	0	0	0	0	.000	0	0	0-0	1	1	0	1.000
Tatum	.000	3-0	0	1	0	0	0	0	0	0	.000	1	0	0	0	1.000	0	0	0-0	0	0	0	.000

Totals	.296	59-59	2055	331	609	88	14	16	306	773	.376	205	53	333	37	.371	24	45	30-47	1591	643	82	.965
Opponents	.240	59-59	1997	248	479	68	10	26	208	645	.323	196	34	517	36	.317	12	48	33-47	1557	693	70	.970

PITCHING

Player	ERA	W-L	APP-GS	CG	SHO/CBO	SV	IP	H	R	ER	BB	SO	2B	3B	HR	AB	B/Avg	WP	HBP	BK	SFA	SHA	
A.Orewiler	2.44	6-2	23-7	0	0/2	3	84.2	68	28	23	29	80	8	0	2	309	.220	6	7	0	0	6	
McCanna	2.96	7-3	16-15	0	0/1	0	85.0	92	35	28	26	64	17	1	3	336	.274	5	1	1	2	7	
Stephens	3.17	6-5	17-11	0	0/2	1	59.2	51	30	21	17	75	3	4	1	223	.229	4	4	0	2	4	
Fox	3.30	8-2	15-15	0	0/1	0	79.0	88	51	29	23	51	16	1	6	307	.287	3	6	2	3	11	

McCarthy	0.00	0-1	6-0	0	0/0	0	6.1	4	2	0	2	1	1	0	0	20	.200	0	2	0	0	2	
Otto	1.54	2-0	23-2	0	0/3	1	41.0	20	9	7	28	65	2	1	1	141	.142	6	3	0	2	1	
Myers	2.45	0-0	8-1	0	0/1	0	11.0	6	3	3	10	14	0	0	1	38	.158	1	3	0	1	0	
Ditman	3.07	3-3	30-0	0	0/3	11	58.2	48	27	20	17	70	9	1	1	220	.218	11	1	1	2	8	
Solecitto	3.38	0-1	16-1	0	0/2	0	16.0	15	6	6	11	17	2	0	1	55	.273	3	2	1	0	4	
Williamson	3.98	1-2	15-0	0	0/1	1	20.1	17	12	9	6	20	3	0	0	78	.218	0	3	1	0	2	
Salinas	4.65	3-2	16-5	0	0/1	0	40.2	41	23	21	12	22	4	2	3	159	.258	6	0	2	0	1	
Pettitte	6.16	1-1	14-0	0	0/0	1	19.0	19	13	13	11	27	2	0	4	76	.250	2	1	0	0	1	
Amador	9.00	0-0	6-2	0	0/0	0	9.0	10	9	9	4	11	1	0	3	35	.286	0	1	1	0	1	

Totals	3.16	37-22	59-59	0	5/5	18	530.1	479	248	186	196	517	68	10	26	1997	.240	47	34	9	12	48	
Opponents	4.68	22-37	59-59	1	1/1	13	519.0	609	331	270	205	333	88	14	16	2055	.296	35	53	3	24	45	



SOUTHERN MISS

GOLDEN EAGLES

QUICK FACTS

Location: Hattiesburg, Miss.
Founded: 1910
Enrollment: 14,579
Nickname: Golden Eagles
Colors: Black and Gold
Home Field: Hill Denson Field/
Pete Taylor Park (5,036)
Dimensions: 340-L, 400-C, 340-R
President: Dr. Rodney Bennett
Athletics Director: Bill McGillis
SWA: Sonya Varnell
Baseball Administrator: Kent Hegenauer

Scott Berry

 HEAD COACH

Alma Mater: Southwest Missouri State '86
Career Record: 208-137-1 (7th)
Record at Southern Miss: 208-137-1 (7th)
Assistant Coaches:
(9) Chad Caillet (Southern Miss '99)
(13) Michael Federico (Southern Miss '99)
(33) B.A. Vollmuth (Southern Miss '11)
Director of Baseball Operations:
Michael Shields (Louisiana-Monroe '10)
Office Phone: 601-266-4046



46

MEDIA RELATIONS

Baseball SID: Jack Duggan
Office Phone: 601/266-5947
E-Mail: Jack.Duggan@usm.edu
Cell: 601/596-5637
Press Box: 601/266-5684
Website: www.southernmiss.com
Facebook: Southern Miss Athletics
Twitter: @SouthernMissBSB

BASEBALL FACTS

2015 Record: 36-18-1
2015 C-USA Record: 19-10
2015 C-USA Championship: 1-2
2015 Postseason: N/A
NCAA Appearances: 12 (CWS-1)
NCAA Record: 16-25
All-Time Record: 1,609-1,290-11
Letterwinners R/L: 17/12
Starters R/L: 5/4
Pitchers R/L: 10/4



Dr. Rodney Bennett,
President



Bill McGillis,
Athletics Director



Kent Hegenauer,
Baseball Administrator



Jack Duggan,
Baseball Contact

FOLLOW THE GOLDEN EAGLES

WEB

www.SouthernMiss.com



SouthernMissAthletics



@USMGoldenEagles
@SouthernMissBSB



SouthernMissSports





2016 ROSTER

No	Name	Pos.	B/T	Ht.	Wt.	Year	Hometown/Previous School
1	Michael Gilbert	INF	R/R	6-4	215	Sr.	Saucier, Miss./Miss. Gulf Coast CC
2	Nick Dawson	INF	R/R	5-11	188	Sr.	Bartlett, Tenn./Bartlett HS
3	Daniel Keating	INF	R/R	6-3	205	So.	Gulfport, Miss./Gulfport HS
4	Tracy Hadley	INF	R/R	6-0	183	Jr.	Pascagoula, Miss./Pearl River CC
5	Nick Sandlin	RHP	R/R	5-11	148	Fr.	Evans, Ga./Greenbrier HS
6	Claudio Rubiera	C	R/R	6-0	201	Jr.	Miami, Fla./Wabash Valley CC
7	Matthew Guidry	INF	L/R	5-11	197	Fr.	Hattiesburg, Miss./Oak Grove HS
8	Kirk McCarty	P/OF	L/L	5-10	180	So.	Hattiesburg, Miss./Oak Grove HS
10	Jake Winston	RHP	L/R	6-3	194	Sr.	Vidalia, La./Trinity Episcopal HS
11	Luke Lowery	LHP	B/L	6-0	200	Sr.	Sumrall, Miss./Sumrall HS
12	Jake Sandlin	OF	L/R	5-11	163	Sr.	Evans, Ga./Georgia College
14	Cord Cockrell	RHP	R/R	6-0	185	Sr.	Duson, La./UL Lafayette
15	Stevie Powers	LHP	L/L	6-0	184	Fr.	Savannah, Ga./Benedictine HS
16	J.C. Keys	RHP	R/R	5-10	169	Fr.	Hattiesburg, Miss./Oak Grove HS
17	Cooper Jones	RHP	R/R	6-3	195	So.	Pensacola, Fla./Pensacola Catholic HS
19	Mason Walley	RHP	R/R	6-0	180	Jr.	Taylorsville, Miss./LSU-Eunice
20	Chuckie Robinson	C	R/R	6-3	225	Jr.	Danville, Ill./Danville HS
21	Hunter Slater	INF	L/R	6-0	193	R-Fr.	Mobile, Ala./Bayside Academy
22	Taylor Braley	IF/P	R/R	5-11	220	So.	Hattiesburg, Miss./Oak Grove HS
23	Chase Scott	INF	R/R	5-11	205	Sr.	Hampton, Ga./Chipola College
24	Dylan Burdeaux	IF/OF	R/R	6-2	212	Jr.	West Monroe, La./West Monroe HS
25	Bryan Coughlin	RHP	R/R	6-2	185	Sr.	Jupiter, Fla./Palm Beach State College
26	Tim Lynch	INF	L/R	6-2	220	Sr.	Jupiter, Fla./Dwyer HS
27	Austin Millet	RHP	R/R	6-1	190	R-Fr.	Prairieville, La./East Ascension HS
28	Cody Livingston	LHP	L/L	6-3	195	Sr.	Brandon, Miss./Northwest Rankin HS
29	Bryant Bowen	C	R/R	5-11	215	Fr.	Shreveport, La./Captain Shreve HS
30	Hayden Roberts	RHP	R/R	6-0	182	So.	Irvington, Ala./Alabama Southern CC
32	Connor O'Brien	RHP	R/R	6-0	197	Sr.	Tampa, Fla./Tallahassee CC
34	Storme Cooper	INF	R/R	5-10	165	Fr.	Wentzville, Mo./Timberland HS
35	Walker Powell	RHP	R/R	6-7	191	Fr.	Fayetteville, Ark./Fayetteville HS
36	Nick Johnson	RHP	R/R	6-1	200	Sr.	Ridgeland, Miss./Ridgeland HS
37	Hunter Stevens	RHP	R/R	6-5	221	Jr.	Huntington Beach, Calif./Panola JC
41	Houston Case	RHP	R/R	6-2	178	Jr.	Brookhaven, Miss./Hinds CC
42	Clay Tageant	RHP	R/R	6-0	201	Sr.	Franklinton, La./Delgado CC

Head Coach: 40 Scott Berry (Southwest Missouri State, '86)

Assistant Coach/Hitting: 9 Chad Caillet (Southern Miss, '99)

Assistant Coach/Pitching: 13 Michael Federico (Southern Miss, '99)

Volunteer Assistant: 33 B.A. Vollmuth (Southern Miss)

Director of Operations: Michael Shields (Louisiana-Monroe, '10)

ALPHABETICAL ROSTER

29	Bryant Bowen	C	27	Austin Millet	RHP
22	Taylor Braley	IF/P	32	Connor O'Brien	RHP
24	Dylan Burdeaux	IF/OF	35	Walker Powell	RHP
41	Houston Case	RHP	15	Stevie Powers	LHP
14	Cord Cockrell	RHP	30	Hayden Roberts	RHP
34	Storme Cooper	INF	20	Chuckie Robinson	C
25	Bryan Coughlin	RHP	6	Claudio Rubiera	C
2	Nick Dawson	INF	12	Jake Sandlin	OF
1	Michael Gilbert	INF	5	Nick Sandlin	RHP
7	Matthew Guidry	INF	23	Chase Scott	INF
4	Tracy Hadley	INF	21	Hunter Slater	INF
36	Nick Johnson	RHP	37	Hunter Stevens	RHP
17	Cooper Jones	RHP	42	Clay Tageant	RHP
3	Daniel Keating	INF	19	Mason Walley	RHP
16	J.C. Keys	RHP	10	Jake Winston	RHP
28	Cody Livingston	LHP			
11	Luke Lowery	LHP			
26	Tim Lynch	INF			
8	Kirk McCarty	P/OF			



Jake Winston



SOUTHERN MISS

2016 SCHEDULE

FEBRUARY

19	EASTERN ILLINOIS	4:00p
20	EASTERN ILLINOIS	2:00p
21	EASTERN ILLINOIS	1:00p
23	LOUISIANA-MONROE	6:00p
24	NEW ORLEANS	6:00p
26	NORTHWESTERN STATE	6:00p
27	NORTHWESTERN STATE	6:00p
28	NORTHWESTERN STATE	6:00p

MARCH

1	at South Alabama	6:30p
2	vs. South Alabama (BIL)	7:05p
4-6	at Pensacola Tournament (Pensacola, Fla.)	
4	vs. Michigan State	2:00p
5	vs. Troy	3:00p
6	vs. Auburn	3:00p
8	at Southeastern Louisiana	6:00p
9	SOUTHEASTERN LOUISIANA	6:00p
11	SAMFORD	6:00p
12	SAMFORD	2:00p
13	SAMFORD	1:00p
15	ALABAMA	6:00p
18	at Marshall (CH)	5:00p
19	at Marshall (CH)	3:00p
20	at Marshall (CH)	10:30a
22	vs. Tulane (BIL)	7:05p
24	UTSA	6:00p
25	UTSA	6:00p
26	UTSA	11:00a
29	vs. Mississippi State (P)	6:30p

APRIL

1	at Charlotte	5:00p
2	at Charlotte	1:00p
3	at Charlotte	10:00a
5	vs. Mississippi (P)	6:30p
8	MIDDLE TENNESSEE	6:00p
9	MIDDLE TENNESSEE	2:00p
10	MIDDLE TENNESSEE	1:00p
13	at Mississippi	6:30p
15	at UAB	6:30p
16	at UAB	2:00p
17	at UAB	1:00p
19	at Tulane	6:30p
22	RICE	6:00p
23	RICE	2:00p
24	RICE	1:00p
26	LOUISIANA-LAFAYETTE	6:00p
27	at New Orleans	6:30p
29	at Florida Atlantic	5:30p
30	at Florida Atlantic	3:00p

MAY

1	at Florida Atlantic	11:00a
6	WKU	6:00p
7	WKU	2:00p
8	WKU	1:00p
13	LOUISIANA TECH	6:00p
14	LOUISIANA TECH	2:00p
15	LOUISIANA TECH	1:00p
19	at FIU	5:30p
20	at FIU	5:30p
21	at FIU	10:00a
25-29	at C-USA Championship (Hattiesburg, Miss.)	

All times Central and subject to change.

HOME GAMES IN CAPS.

Conference games in bold.

CH - Charleston, W. Va.

BIL - Biloxi, Miss.

P - Pearl, Miss.

2015 RESULTS

FEBRUARY

13	MURRAY STATE	W	7-4	1-0
14	MURRAY STATE	W	10-3	2-0
15	MURRAY STATE	W	6-5	3-0
18	NEW ORLEANS	L	6-7	3-1
20	vs. North Florida (PS)	L	2-3	3-2
21	vs. Saint Louis (PS)	L	1-2	3-3
21	vs. Nicholls State (PS)	T	1-1	3-3-1
24	at Louisiana-Monroe	(postponed)		
27	at Troy	L	2-6	3-4-1
28	at Troy	W	4-2 (10)	4-4-1

MARCH

1	at Troy	W	5-0	5-4-1
3	at South Alabama	W	3-0	6-4-1
4	(24) MISSISSIPPI	W	5-1	7-4-1
6	OAKLAND	L	2-3	7-5-1
7	OAKLAND	L	5-7	7-6-1
8	OAKLAND	W	12-2	8-6-1
10	SOUTH DAKOTA STATE	(cancelled)		
11	TULANE	W	8-4	9-6-1
13	FIU	L	1-3	9-7-1
14	FIU	W	7-3	10-7-1
15	FIU	W	10-0	11-7-1
17	at New Orleans	W	6-5 (11)	12-7-1
20	at Louisiana Tech	W	13-4	13-7-1
20	at Louisiana Tech	L	1-2	13-8-1
22	at Louisiana Tech	(cancelled)		
24	vs. (29) Mississippi State (P)	W	3-0	14-8-1
27	at (14) Rice	L	3-6	14-9-1
28	at (14) Rice	L	4-11	14-10-1
29	at (14) Rice	W	5-1	15-10-1

APRIL

2	UAB	L	2-7	15-11-1
3	UAB	W	3-0	16-11-1
4	UAB	W	3-2	17-11-1
7	vs. Mississippi (P)	W	6-5	18-11-1
10	at WKU	L	0-5	18-12-1
11	at WKU	W	15-3	19-12-1
12	at WKU	W	6-3	20-12-1
15	ALCORN STATE	(cancelled)		
17	(15) FLORIDA ATLANTIC	L	4-8	20-13-1
17	(15) FLORIDA ATLANTIC	W	6-1	21-13-1
18	(15) FLORIDA ATLANTIC	L	5-10	21-14-1
21	LOUISIANA-MONROE	W	9-3	22-14-1
24	at UTSA	L	2-7	22-15-1
25	at UTSA	L	7-11	22-16-1
26	at UTSA	W	10-7	23-16-1
28	vs. Alabama (H)	W	6-2 (7)	24-16-1
29	SOUTH ALABAMA	W	7-6 (17)	25-16-1

MAY

1	MARSHALL	W	6-0	26-16-1
2	MARSHALL	W	4-0	27-16-1
3	MARSHALL	W	6-2	28-16-1
8	CHARLOTTE	W	1-0	29-16-1
9	CHARLOTTE	W	11-10 (11)	30-16-1
10	CHARLOTTE	W	9-0	31-16-1
12	at Tulane	W	8-4	32-16-1
14	at Middle Tennessee	W	12-4	33-16-1
15	at Middle Tennessee	W	13-11	34-16-1
15	at Middle Tennessee	W	8-4	35-16-1
20-24	at C-USA Championship (Hattiesburg, Miss.)			
20	UAB	L	0-4	35-17-1
21	OLD DOMINION	W	2-0 (12)	36-17-1
22	FLORIDA ATLANTIC	L	4-5	36-18-1

HOME GAMES IN CAPS. Conference games in bold.

PS- Pensacola, Fla.

P- Pearl, Miss.

H - Hoover, Ala.





2015 STATISTICS

Record: 36-18-1, 19-10 C-USA

BATTING

Player	AVG	GP-GS	AB	R	H	2B	3B	HR	RBI	TB	SLG%	BB	HBP	SO	GDP	OB%	SF	SH	SB-ATT	PO	A	E	FLD%
Durst	.314	54-53	207	24	65	10	2	5	32	94	.454	13	1	31	11	.354	2	0	0-1	0	0	0	.000
Lynch	.313	52-51	192	38	60	11	0	9	32	98	.510	23	7	23	3	.400	3	1	0-1	488	19	2	.996
Barron	.290	49-49	200	40	58	8	0	8	31	90	.450	30	3	41	1	.387	2	2	13-17	116	2	3	.975
Scott	.288	44-42	160	32	46	14	1	4	30	74	.463	16	6	39	2	.372	1	1	3-4	59	51	5	.957
Braley	.286	46-44	175	25	50	11	0	3	25	70	.400	20	2	33	5	.362	2	6	1-2	50	98	6	.961
Burdeaux	.283	52-52	212	34	60	10	1	4	28	84	.396	16	4	54	6	.343	1	3	12-16	99	2	4	.962
Sterling	.254	52-52	169	26	43	4	0	1	21	50	.296	21	15	31	0	.382	2	13	16-23	81	168	9	.965
Dawson	.222	52-50	162	21	36	3	0	1	20	42	.259	23	4	20	2	.330	2	11	0-1	94	119	7	.968

Lear	.333	9-0	3	3	1	0	0	0	0	1	.333	1	0	1	0	.500	0	0	1-1	3	0	0	1.000
Keating	.278	36-19	79	19	22	3	3	0	10	31	.392	5	3	28	0	.345	0	5	8-11	21	0	2	.913
Roussel	.278	40-34	115	20	32	6	0	4	20	50	.435	26	3	8	1	.418	2	0	1-2	211	38	5	.980
Ellis	.218	25-14	55	8	12	1	1	0	7	15	.273	6	3	15	0	.328	0	0	1-2	15	0	1	.938
T. Walker	.214	10-2	14	1	3	0	0	0	0	3	.214	0	0	5	0	.214	0	0	0-0	21	3	1	.960
Robinson	.203	35-21	79	7	16	3	0	3	14	28	.354	8	0	14	1	.273	1	0	0-0	173	20	0	1.000
Kline	.157	45-10	51	9	8	3	0	0	7	11	.216	4	3	16	1	.250	2	2	0-0	28	3	1	.969
Reeves	.063	11-2	16	2	1	0	0	0	0	1	.063	0	0	4	0	.063	0	0	1-1	0	0	0	.000
McCarty	.000	1-0	0	0	0	0	0	0	0	0	.000	0	0	0	0	.000	0	0	0-0	3	4	1	.875

Totals	.272	55-55	1889	309	513	87	8	42	277	742	.393	212	54	363	33	.358	20	44	57-82	1486	610	52	.976
Opponents	.249	55-55	1829	215	456	71	6	24	190	611	.334	167	47	388	49	.325	17	34	27-54	1458	603	77	.964

PITCHING

Player	ERA	W-L	APP-GS	CG	SHO/CBO	SV	IP	H	R	ER	BB	SO	2B	3B	HR	AB	B/Avg	WP	HBP	BK	SFA	SHA
McMahon	1.56	11-1	15-15	3	2/3	0	92.1	66	18	16	22	60	11	0	1	329	.201	1	7	0	2	2
Carroll	3.08	5-5	15-15	1	1/2	0	96.1	73	39	33	47	87	6	0	5	336	.217	10	10	0	4	5
Talley	3.79	3-5	17-9	0	0/1	1	59.1	58	37	25	15	52	10	2	5	222	.261	5	8	1	2	6

Tageant	2.57	0-0	6-0	0	0/1	0	7.0	6	2	2	1	5	0	1	0	28	.214	0	1	0	0	1
Winston	2.58	1-0	16-0	0	0/1	0	38.1	32	17	11	14	29	5	0	1	130	.246	6	6	0	4	7
Johnson	2.93	4-0	12-0	0	0/2	0	27.2	19	10	9	12	30	3	1	2	96	.198	1	4	0	1	2
Braley	3.00	0-1	3-0	0	0/0	0	3.0	8	4	1	1	1	1	0	0	15	.533	0	0	0	1	2
Milton	3.13	1-0	22-0	0	0/6	10	23.0	25	10	8	12	24	1	0	1	88	.284	3	0	0	0	3
L. Lowery	3.63	2-4	27-0	0	0/5	1	22.1	19	12	9	9	17	5	0	0	83	.229	3	4	0	0	1
Livingston	3.93	1-1	12-1	0	0/1	2	18.1	14	8	8	9	20	2	0	2	66	.212	1	1	0	0	1
McCarty	4.09	4-1	11-8	0	0/2	0	50.2	62	25	23	15	31	13	0	3	206	.301	3	3	1	1	2
Cockrell	4.37	3-0	11-7	0	0/0	0	45.1	57	24	22	7	20	10	0	3	180	.317	2	3	0	2	2
O'Brien	5.91	1-0	9-0	0	0/1	1	10.2	13	7	7	3	12	2	2	1	44	.295	0	0	0	0	0
Coughlin	18.00	0-0	2-0	0	0/0	0	1.0	4	2	2	0	0	2	0	0	6	.667	0	0	0	0	0

Totals	3.14	36-18	55-55	4	10/7	15	495.1	456	215	173	167	388	71	6	24	1829	.249	35	47	2	17	34
Opponents	4.19	18-36	55-55	2	2/2	11	486.0	513	309	226	212	363	87	8	42	1889	.272	44	54	5	20	44



UAB BLAZERS

QUICK FACTS

Location: Birmingham, Ala.
Founded: 1969
Enrollment: 18,568
Nickname: Blazers
Colors: Forest Green and Old Gold
Home Field: Regions Field (8,500)
Dimensions: 320-L, 400-C, 325-R
Campus Home Field: Jerry D. Young Memorial Field (1,000)
Dimensions: 330-L, 400-C, 330-R
President: Dr. Ray Watts
Athletics Director: Mark Ingram
SWA: Derita Ratcliffe
Baseball Administrator: Dan Carlson

MEDIA RELATIONS

Baseball SID: Tyler Brown
Office Phone: 205/996-2576
E-Mail: tylerab@uab.edu
Cell: 423/619-0557
Regions Field Press Box: TBA
Young Memorial Field Press Box: 205/934-0200
Website: www.uabsports.com
Facebook: UAB Blazers
Twitter: @UAB_Baseball

BASEBALL FACTS

2015 Record: 33-25
2015 C-USA Record: 15-15
2015 C-USA Championship: 3-1
2015 Postseason: N/A
NCAA Appearances: 2
NCAA Record: 1-4
All-Time Record: 1037-979-1
Letterwinners R/L: 14/17
Starters R/L: 3/6
Pitchers R/L: 7/6

Brian Shoop HEAD COACH

Alma Mater: Malone (Ohio) '80
Career Record: 961-558-1 (26th)
Record at UAB: 262-258 (9th)
Assistant Coaches:
 (4) Perry Roth (Greenville '97)
 (13) Josh Hopper (Berry (Ga.) '99)
 (35) Ron Polk (Grand Canyon '65)
Director of Baseball Operations:
 John Frost (UAB '13)
Office Phone: 205-934-5181




Dr. Ray L Watts,
President



Mark Ingram,
Athletics Director



Dan Carlson,
Baseball Administrator



Tyler Brown,
Baseball Contact

FOLLOW THE BLAZERS

WEB

www.UABSports.com



UAB.Blazers



@UABathletics
@UAB_Baseball



UABathletics

50





2016 ROSTER

No	Name	Pos.	B/T	Ht.	Wt.	Year	Hometown/Previous School
1	Tanner Graham	RHP	R/R	6-3	203	Fr.	Killen, Ala./Brooks
2	Evan Peterson	INF	R/L	5-10	188	Sr.	Puyallup, Wash./Tacoma CC
3	Mitch Williams	C	R/L	5-8	183	Sr.	Rome, Ga./Marion Military Institute
5	Carter Pharis	INF/3B	R/R	6-1	190	Fr.	Trussville, Ala./Hewitt-Trussville
6	Blake Johnson	INF	R/R	5-9	170	R-Fr.	Phenix City, Ala./Central
8	Brett Blackwood	1B/3B	R/R	6-1	195	So.	Hartselle, Ala./Hartselle
9	Zack Davis	RHP/OF	R/L	6-3	200	Fr.	Kearney, Mo./Kearney
10	Brewer Hicklen	OF/C	R/R	6-2	203	R-Fr.	Huntsville, Ala./Huntsville
11	Garrett Whitlock	RHP	R/R	6-4	181	Fr.	Snellville, Ga./Providence Christian
12	Adam Smith	INF	R/R	6-0	174	Sr.	Huntsville, Ala./Volunteer State CC
14	Cory Eller	RHP	R/R	5-9	163	R-Jr.	Niceville, Fla./Niceville
15	Ryan Ruggles	LHP	L/L	6-3	190	So.	Sheffield, Ala./Sheffield
16	Nick Altobella	LHP	L/L	5-7	180	R-Jr.	Mokena, Ill./St. Laurence
17	Zakez Jones	C/INF	L/L	5-7	197	Fr.	Birmingham, Ala./Center Point
18	Luke Eigsti	OF/RHP	R/R	6-2	195	Fr.	Eureka, Ill./Saguaro (Ariz.)
20	Jared Nixon	OF/INF	L/R	6-0	180	Fr.	Deatsville, Ala./Marbury
21	Matthew Calvert	LHP	R/L	6-1	218	Fr.	Springville, Ala./Clay-Chalkville
22	Eric Henderson	RHP	R/R	6-1	195	Jr.	Marietta, Ala./Marietta
23	Stephen Baggett	LHP	L/L	6-1	236	Sr.	Homewood, Ala./Shelton State CC
24	Riley McCown	OF	L/R	5-11	182	Jr.	Fayetteville, Tenn./Volunteer State
25	Austin Thomas	RHP	R/R	6-2	209	Jr.	Smiths, Ala./Chattahoochee Valley
26	Justin Kemp	RHP	R/R	6-0	196	R-Sr.	Memphis, Tenn./Southwest CC
27	Griffin Gum	OF	R/R	6-2	208	R-Sr.	Charlotte, NC/Charlotte Christian School
28	Josh Floyd	LHP	L/L	6-0	205	Jr.	Oak Mountain, Ala./Oak Mountain
30	Esteban Tresgallo	INF/C	R/R	6-2	220	R-Sr.	Guaynabo, Puerto Rico/Miami (Fla.)
31	Adam Lamar	LHP	L/L	6-3	170	R-Jr.	Rogersville, Ala./Lauderdale County
33	Dylan Munger	LHP	L/L	6-2	183	R-Sr.	Muscle Shoals, Ala./Muscle Shoals
34	Jacob Armstrong	INF/C	R/R	6-1	207	R-Jr.	Sellersburg, Ind./Silver Creek
41	Thomas Lowery	LHP	L/R	5-8	183	Jr.	Birmingham, Ala./Pelham
42	Kyle Davis	RHP/1B	R/R	6-2	244	Fr.	Brewton, Ala./T.R. Miller
50	Holt Davis	C/INF	R/R	6-4	198	R-So.	Lawrenceville, Ga./Home Schooled

Head Coach: 7 Brian Shoop (Malone (Ohio) '80)

Assistant Coach: 4 Perry Roth (Greenville '97)

Assistant Coach: 13 Josh Hooper (Berry (Ga.) '99)

Assistant Coach: 35 Ron Polk (Grand Canyon '65)

Director of Operations: John Frost (UAB '13)

ALPHABETICAL ROSTER

16	Nick Altobella	LHP	31	Adam Lamar	LHP
34	Jacob Armstrong	INF/C	41	Thomas Lowery	LHP
23	Stephen Baggett	LHP	24	Riley McCown	OF
8	Brett Blackwood	1B/3B	33	Dylan Munger	LHP
21	Matthew Calvert	LHP	20	Jared Nixon	OF/INF
50	Holt Davis	C/INF	2	Evan Peterson	INF
42	Kyle Davis	RHP/1B	5	Carter Pharis	INF/3B
9	Zack Davis	RHP/OF	15	Ryan Ruggles	LHP
18	Luke Eigsti	OF/RHP	12	Adam Smith	INF
14	Cory Eller	RHP	25	Austin Thomas	RHP
28	Josh Floyd	LHP	30	Esteban Tresgallo	INF/C
1	Tanner Graham	RHP	11	Garrett Whitlock	RHP
27	Griffin Gum	OF	3	Mitch Williams	C
22	Eric Henderson	RHP			
10	Brewer Hicklen	OF/C			
6	Blake Johnson	INF			
17	Zakez Jones	C/INF			
26	Justin Kemp	RHP			



Thomas Lowery



2016 SCHEDULE

FEBRUARY

19	ARKANSAS STATE	4:00p
20	ARKANSAS STATE	4:00p
21	ARKANSAS STATE	4:00p
23	JACKSONVILLE STATE	4:00p
24	at Troy	6:00p
26	OHIO	4:00p
27	OHIO	2:00p
28	OHIO	1:00p

MARCH

1	at Samford	4:00p
2	TROY	4:00p
4	KENNESAW STATE	4:00p
5	KENNESAW STATE	4:00p
6	KENNESAW STATE	1:00p
11	at Creighton	6:30p
12	at Creighton	2:00p
13	at Creighton	12:00p
15	MISSISSIPPI	6:30p
16	MISSISSIPPI	11:30a
18	LOUISIANA TECH	6:30p
19	LOUISIANA TECH	2:00p
20	LOUISIANA TECH	1:00p
22	ALABAMA	6:30p
24	at Florida Atlantic	5:30p
25	at Florida Atlantic	5:30p
26	at Florida Atlantic	12:00p
29	ALABAMA A&M	6:30p

APRIL

1	WKU (YM)	6:30p
2	WKU (YM)	2:00p
3	WKU (YM)	1:00p
5	at Jacksonville State	6:00p
8	at Rice	6:30p
9	at Rice	2:00p
10	at Rice	1:00p
12	at Alabama	6:35p
15	SOUTHERN MISS (YM)	6:30p
16	SOUTHERN MISS (YM)	2:00p
17	SOUTHERN MISS (YM)	1:00p
22	MIDDLE TENNESSEE (YM)	6:30p
23	MIDDLE TENNESSEE (YM)	2:00p
24	MIDDLE TENNESSEE (YM)	1:00p
29	at Old Dominion	5:00p
30	at Old Dominion	2:00p

MAY

1	at Old Dominion	12:00p
3	at Ohio State	5:35p
4	at Ohio State	5:35p
6	at Marshall	5:00p
7	at Marshall	1:00p
8	at Marshall	9:00a
10	SAMFORD	6:30p
13	FIU (YM)	6:30p
14	FIU (YM)	2:00p
15	FIU (YM)	1:00p
17	at Auburn	6:00p
19	at Charlotte	5:00p
20	at Charlotte	5:00p
21	at Charlotte	12:00p
25-29	at C-USA Championship (Hattiesburg, Miss.)	

All times Central and subject to change.

HOME GAMES IN CAPS.

Conference games in bold.

YM - Young Memorial Field, Birmingham, Ala.

2015 RESULTS

FEBRUARY

13	WESTERN MICHIGAN	W	4-1	1-0
14	WESTERN MICHIGAN	W	7-2	2-0
14	WESTERN MICHIGAN	W	2-1	3-0
17	JACKSONVILLE STATE	(postponed)		
18	at Jacksonville State	(postponed)		
20	SAVANNAH STATE	W	2-1	4-0
21	SAVANNAH STATE (YM)	W	20-0	5-0
22	SAVANNAH STATE (YM)	W	7-6	6-0
24	ALABAMA A&M	L	3-6	6-1
25	at Alabama State	(postponed)		
28	OHIO STATE	W	3-2	7-1
28	OHIO STATE	W	8-1	8-1

MARCH

1	OHIO STATE	L	2-3	8-2
3	at Samford	(postponed)		
6	at Kennesaw State	L	4-8	8-3
7	at Kennesaw State	L	3-6	8-4
8	at Kennesaw State	W	8-5	9-4
10	at Troy	W	7-1	10-4
14	at Middle Tennessee	L	0-8	10-5
15	at Middle Tennessee	L	0-3	10-6
15	at Middle Tennessee	L	2-3	10-7
17	AUBURN	L	4-6	10-8
20	MARSHALL	W	5-2	11-8
21	MARSHALL	L	6-7 (11)	11-9
22	MARSHALL	W	2-1	12-9
24	at Mississippi	W	6-1	13-9
24	at Mississippi	W	3-1	14-9
27	at WKU	W	2-1	15-9
28	at WKU	W	6-5	16-9
29	at WKU	W	7-1	17-9
31	ALABAMA	L	2-7	17-10

APRIL

2	at Southern Miss	W	7-2	18-10
3	at Southern Miss	L	0-3	18-11
4	at Southern Miss	L	2-3	18-12
8	JACKSONVILLE STATE	W	7-6	19-12
10	(12) RICE (YM)	W	4-0	20-12
11	(12) RICE (YM)	W	14-4	21-12
12	(12) RICE (YM)	L	5-13	21-13
14	vs. Alabama (H)	L	1-5	21-14
17	at Louisiana Tech	W	18-9	22-14
18	at Louisiana Tech	L	2-7	22-15
19	at Louisiana Tech	W	4-2	22-15
24	CHARLOTTE (YM)	L	0-6	23-16
25	CHARLOTTE (YM)	L	4-5	23-17
26	CHARLOTTE (YM)	L	1-3 (12)	23-18
28	SAMFORD	(cancelled)		
29	at Samford	L	2-4	23-19

MAY

1	(14) FLORIDA ATLANTIC	W	6-0	24-19
2	(14) FLORIDA ATLANTIC	L	4-18	24-20
3	(14) FLORIDA ATLANTIC	L	2-5	24-21
5	ALABAMA STATE	W	11-6	25-21
6	at Alabama State	W	6-4	26-21
8	at FIU	W	7-1	27-21
9	at FIU	W	5-3	28-21
10	at FIU	L	1-7	28-22
12	at Jacksonville State	L	7-8 (10)	28-23
14	OLD DOMINION (YM)	W	7-4	29-23
15	OLD DOMINION (YM)	W	6-3	30-23
16	OLD DOMINION (YM)	L	0-11	30-24
20-24	at C-USA Championship (Hattiesburg, Miss.)			
20	at Southern Miss	W	4-0	31-24
22	vs. (19) Florida Atlantic	W	2-1	32-24
23	vs. (19) Florida Atlantic	W	10-0	33-24
24	vs. FIU	L	2-8	33-25

HOME GAMES IN CAPS. Conference games in bold.

YM - Young Memorial Field

H - Hoover, Ala.





2015 STATISTICS

Record: 33-25, 15-15 C-USA

BATTING

Player	AVG	GP-GS	AB	R	H	2B	3B	HR	RBI	TB	SLG%	BB	HBP	SO	GDP	OB%	SF	SH	SB-ATT	PO	A	E	FLD%
Davis	.303	58-58	238	28	72	6	2	0	19	82	.345	9	4	30	5	.336	2	8	9-12	111	8	2	.983
Tresgallo	.292	51-45	161	40	47	5	2	12	35	92	.571	26	5	37	3	.404	1	1	8-8	282	20	3	.990
Gum	.274	51-50	179	26	49	8	0	1	20	60	.335	20	5	35	3	.361	1	6	11-11	74	4	2	.975
Mims	.266	56-52	192	26	51	12	1	1	27	68	.354	17	6	29	5	.343	1	2	2-2	497	31	4	.992
Schalk	.250	58-58	220	37	55	11	1	9	41	95	.432	22	0	48	2	.314	3	2	0-0	81	4	2	.977
Vincent	.238	55-54	206	24	49	10	4	1	23	70	.340	16	6	64	2	.310	1	2	8-10	28	126	12	.928
Smith	.230	57-56	191	27	44	10	1	2	27	62	.325	12	3	43	2	.285	1	4	1-2	89	198	15	.950

Coble	1.000	3-0	1	0	1	0	0	0	0	1	1.000	0	1	0	0	1.000	0	0	0-0	1	0	0	1.000
Armstrong	.333	3-0	3	1	1	0	0	0	0	1	.333	1	0	1	0	.500	0	0	0-0	3	0	0	1.000
Lau	.254	45-40	142	22	36	6	0	4	21	54	.380	18	9	41	2	.364	4	1	12-14	14	3	1	.944
Kelley	.250	14-4	16	0	4	0	0	0	2	4	.250	4	0	6	0	.381	1	0	0-0	20	3	1	.958
Peterson	.222	32-22	81	11	18	2	0	0	7	20	.247	9	4	13	0	.330	0	1	1-1	26	59	3	.966
Morse	.214	50-41	103	20	22	0	1	0	10	24	.233	23	4	27	1	.377	0	10	3-5	78	112	8	.960
Blackwood	.186	21-14	59	6	11	4	1	1	8	20	.339	2	0	13	1	.210	1	0	0-0	7	3	0	1.000
Williams	.143	28-25	70	7	10	1	0	1	7	14	.200	9	2	12	2	.253	2	4	0-0	165	24	4	.979
Furuto	.091	13-2	11	2	1	1	0	0	1	2	.182	3	0	4	0	.286	0	0	0-0	1	0	0	1.000
Hamby	.000	10-1	6	0	0	0	0	0	0	0	.000	1	0	2	0	.143	0	0	0-0	5	3	3	.727
Davis	.000	3-0	1	1	0	0	0	0	0	0	.000	1	0	0	0	.500	0	0	0-0	0	0	0	.000
Lowery	.000	1-0	0	0	0	0	0	0	0	0	.000	0	0	0	0	.000	0	0	0-0	4	4	0	1.00

Totals	.251	58-58	1880	278	471	76	13	32	248	669	.356	193	49	405	28	.333	18	41	55-65	1508	681	65	.971
Opponents	.237	58-58	1854	241	439	67	14	33	215	633	.341	216	68	403	49	.337	10	30	37-52	1490	570	70	.967

PITCHING

Player	ERA	W-L	APP-GS	CG	SHO/CBO	SV	IP	H	R	ER	BB	SO	2B	3B	HR	AB	B/Avg	WP	HBP	BK	SFA	SHA	
Naile	2.63	10-4	16-16	1	0/4	0	109.2	78	40	32	32	92	15	1	8	398	.196	7	9	3	1	9	
Luna	3.44	3-3	13-13	0	0/0	0	70.2	69	34	27	21	49	10	1	3	272	.254	2	6	0	1	2	
Lieske	3.75	4-6	15-15	1	0/1	0	81.2	82	41	34	30	48	14	0	4	309	.265	7	13	1	1	3	

Lau	1.71	1-2	22-0	0	0/1	7	31.2	19	10	6	18	42	0	3	1	105	.181	1	5	0	3	2	
Lowery	2.11	7-3	27-0	0	0/3	3	55.1	34	17	13	17	62	1	1	3	192	.177	4	5	0	0	2	
Eller	2.70	0-0	5-1	0	0/0	3	6.2	4	2	2	5	10	0	0	0	20	.200	0	0	0	1	2	
Baggett	4.00	0-1	8-0	0	0/1	0	9.0	5	4	4	11	5	0	0	2	31	.161	0	5	0	0	0	
Ruggles	4.11	4-2	21-6	0	0/1	1	46.0	54	24	21	13	35	8	4	2	186	.290	1	5	1	0	0	
Munger	4.58	1-1	13-5	0	0/0	0	19.2	16	10	10	19	12	3	1	2	65	.246	2	7	0	0	2	
Niquette	5.87	2-1	19-0	0	0/0	1	30.2	32	22	20	15	19	5	1	2	115	.278	1	5	1	2	1	
Lamar	5.88	0-0	12-1	0	0/0	0	26.0	27	18	17	15	18	7	0	3	98	.276	1	5	0	0	3	
Kelley	7.43	1-2	8-1	0	0/0	0	13.1	14	15	11	13	9	3	1	3	51	.275	4	3	0	1	4	
Altbella	15.43	0-0	7-0	0	0/0	0	2.1	5	4	4	7	2	1	1	0	12	.417	0	0	0	0	0	

Totals	3.60	33-25	58-58	2	5/5	15	502.2	439	241	201	216	403	67	14	33	1854	.237	30	68	6	10	30	
Opponents	4.17	25-33	58-58	4	5/4	8	496.2	471	278	230	193	405	76	13	32	1880	.251	46	49	6	18	41	





UTSA ROADRUNNERS

QUICK FACTS

Location: San Antonio, Texas
Founded: 1969
Enrollment: 28,787
Nickname: Roadrunners
Colors: Navy Blue and Orange
Home Field: Roadrunner Field (800)
Dimensions: 335-L, 405-C, 340-R
President: Dr. Ricardo Romo
Athletics Director: Lynn Hickey
SWA: Kellie Elliott
Baseball Administrator: Josh Daume

Jason Marshall HEAD COACH

Alma Mater: Texas A&M '96
Career Record: 103-76 (4th)
Record at UTSA: 103-76 (4th)
Associate Head Coach:
(17) Jim Blair (Baylor '00)
Assistant Coaches:
(25) Brett Lawler (Arkansas-Little Rock '07)
(29) Rodney Garza (UTSA '14)
Office Phone: 210-458-4171



MEDIA RELATIONS

Baseball SID: Zena Rex
E-Mail: zena.rex@utsa.edu
Cell: 956/739-4878
Press Box: 210/458-4612
Website: www.goUTSA.com
Facebook: UTSA Athletics
Twitter: @UTSABSB

BASEBALL FACTS

2015 Record: 33-25
2015 C-USA Record: 17-13
2015 C-USA Championship: 1-2
2015 Postseason: n/a
NCAA Appearances: 3
NCAA Record: 0-6
All-Time Record: 679-675
Letterwinners R/L: 17/18
Starters R/L: 6/3
Pitchers R/L: 6/9



Dr. Ricardo Romo,
President



Lynn Hickey,
Athletics Director



Josh Daume,
Baseball Administrator



Zena Rex,
Baseball Contact

FOLLOW THE ROADRUNNERS

WEB

www.goUTSA.com



UTSA Athletics
UTSABSB



@UTSAAthletics
@UTSABSB



UTSASID

2016 ROSTER

No	Name	Pos.	B/T	Ht.	Wt.	Year	Hometown/Previous School
1	Kevin Markham	C/OF	L/R	6-0	195	Sr.	Willis, Texas/North Central JC
2	Skyler Valentine	INF	R/R	5-10	175	So.	Pearland, Texas/Pearland
5	Bryan Arias	INF	R/R	6-0	186	Fr.	San Antonio, Texas/Marshall
6	Matt Hilston	OF	L/L	6-0	180	Sr.	Spring Branch, Texas/McLennan JC
7	Chance Kirby	RHP	R/R	5-11	160	So.	Austin, Texas/Hyde Park Baptist
8	Bradley Griggs	LHP	L/L	5-10	170	Fr.	Castroville, Texas/Medina Valley
9	Jose Castro	RHP	R/R	6-2	200	Fr.	Laredo, Texas/United
10	J.T. Gilmore	OF	L/R	5-9	180	Jr.	Killeen, Texas/Harker Heights
11	Mason George	C	R/R	5-9	190	Jr.	China Spring, Texas/McLennan JC
12	Karl Craigie	LHP	L/L	6-1	200	Jr.	Pflugerville, Texas/Ranger JC
13	C.J. Pickering	INF	R/R	6-3	200	Jr.	Houston, Texas/Westside
15	Tyler Straub	INF	R/R	6-4	205	Sr.	Albuquerque, N.M./North Central JC
16	Patrick Herbelin	RHP	R/R	6-0	175	Jr.	Waco, Texas/McLennan JC
18	Jason Sellers	C	R/R	6-0	215	Fr.	Missouri City, Texas/Elkins
19	Steven Dressler	LHP	L/L	6-2	210	Jr.	Burlington, Ontario/Cisco JC
20	Nolan Trabanino	LHP	L/L	6-3	220	Sr.	Friendswood, Texas/Clear Brook
21	Trent Bowles	OF	R/R	6-3	190	So.	Katy, Texas/Cinco Ranch
22	Andre Shewcraft	RHP	R/R	5-10	220	Jr.	Pearland, Texas/Pearland
23	Geonte Jackson	INF	R/R	6-1	205	Sr.	Sugar Land, Texas/San Jacinto JC
24	Trent Rosipal	LHP	L/L	6-4	195	So.	Austin, Texas/Cedar Ridge
26	Jason Serchay	OF	L/R	6-1	210	Jr.	San Antonio, Texas/Eastfield College
27	Ryan Stacy	OF	L/R	6-3	185	Fr.	Sugar Land, Texas/Austin
28	Karan Patel	RHP	R/R	6-0	205	Fr.	Sugar Land, Texas/Kempner
31	Derek Craft	RHP	R/R	6-8	185	Fr.	Hawkins, Texas/Hawkins
32	Chad Dullnig	P/INF	R/R	6-2	200	Jr.	San Antonio, Texas/Ranger JC
33	Aaron Burns	RHP	L/R	6-4	225	Sr.	Jarrell, Texas/Temple College
34	Ben Brookover	P/INF	R/R	6-1	210	So.	San Antonio, Texas/Reagan
35	Johnny Whalen	OF	L/L	6-0	185	Fr.	San Antonio, Texas/Churchill
36	Jake Harrison	RHP	R/R	6-2	172	Fr.	Huffman, Texas/Hargrave
37	Sean Stacy	RHP	R/R	6-3	205	Jr.	Sugar Land, Texas/Cisco JC
38	Jack Baker	OF	R/R	5-10	155	Fr.	Brenham, Texas/Brenham
40	Matt McGehee	C	R/R	6-0	230	Fr.	New Braunfels, Texas/New Braunfels

Head Coach: 3 Jason Marshall (Texas A&M '96)

Associate Head Coach: 17 Jim Blair (Baylor '00)

Assistant Coach: 25 Brett Lawler (Arkansas-Little Rock '07)

Assistant Coach: 29 Rodney Garza (UTSA '14)

ALPHABETICAL ROSTER

5	Bryan Arias	INF	1	Kevin Markham	C/OF
38	Jack Baker	OF	40	Matt McGehee	C
21	Trent Bowles	OF	28	Karan Patel	RHP
34	Ben Brookover	P/INF	13	C.J. Pickering	INF
33	Aaron Burns	RHP	24	Trent Rosipal	LHP
9	Jose Castro	RHP	18	Jason Sellers	C
31	Derek Craft	RHP	26	Jason Serchay	OF
12	Karl Craigie	LHP	22	Andre Shewcraft	RHP
19	Steven Dressler	LHP	27	Ryan Stacy	OF
32	Chad Dullnig	P/INF	37	Sean Stacy	RHP
11	Mason George	C	15	Tyler Straub	INF
10	J.T. Gilmore	OF	20	Nolan Trabanino	LHP
8	Bradley Griggs	LHP	35	Johnny Whalen	OF
36	Jake Harrison	RHP	2	Skyler Valentine	INF
16	Patrick Herbelin	RHP			
6	Matt Hilston	OF			
23	Geonte Jackson	INF			
7	Chance Kirby	RHP			



Trent Bowles



2016 SCHEDULE

FEBRUARY

19	CONNECTICUT	6:00p
20	CONNECTICUT	2:00p
21	CONNECTICUT	12:00p
23	at Sam Houston State	6:30p
26	McNEESE STATE	6:00p
27	McNEESE STATE	2:00p
28	McNEESE STATE	1:00p

MARCH

1	at Houston	6:30p
4	at UC Irvine	8:30p
5	at UC Irvine	4:00p
6	at UC Irvine	3:00p
8	at Texas A&M-Corpus Christi	6:30p
9	INCARNATE WORD	6:00p
11	GONZAGA	6:00p
12	GONZAGA	2:00p
13	GONZAGA	12:00p
15	TEXAS STATE	6:00p
18	RICE	6:00p
19	RICE	2:00p
20	RICE	1:00p
22	at Texas	6:00p
24	at Southern Miss	6:00p
25	at Southern Miss	6:00p
26	at Southern Miss	11:00a
29	at Baylor	6:00p

APRIL

1	FIU	6:00p
2	FIU	2:00p
3	FIU	11:00a
5	at Texas State	6:00p
8	MARSHALL	6:00p
9	MARSHALL	2:00p
10	MARSHALL	10:00a
12	INCARNATE WORD	6:00p
15	at Old Dominion	5:00p
16	at Old Dominion	2:00p
17	at Old Dominion	11:00a
19	HOUSTON BAPTIST	6:00p
22	at WKU	6:00p
23	at WKU	3:00p
24	at WKU	11:00a
26	TEXAS A&M-CORPUS CHRISTI	6:00p
29	LOUISIANA TECH	6:00p
30	LOUISIANA TECH	2:00p

MAY

1	LOUISIANA TECH	1:00p
3	TEXAS STATE	6:00p
6	at Florida Atlantic	5:30p
7	at Florida Atlantic	3:00p
8	at Florida Atlantic	11:00a
13	CHARLOTTE	6:00p
14	CHARLOTTE	2:00p
15	CHARLOTTE	11:00a
17	BAYLOR	6:00p
19	at Middle Tennessee	6:00p
20	at Middle Tennessee	6:00p
21	at Middle Tennessee	12:00p
25-29	at C-USA Championship (Hattiesburg, Miss.)	

All times Central and subject to change.
HOME GAMES IN CAPS.
Conference games in bold.

2015 RESULTS

FEBRUARY

13	LOUISIANA LAFAYETTE	W	8-5	1-0
14	LOUISIANA LAFAYETTE	L	2-8	1-1
15	LOUISIANA LAFAYETTE	W	11-5	2-1
17	at (9) Texas	L	2-14	2-2
20	BRYANT	W	8-6	3-2
21	BRYANT	W	5-3	4-2
22	BRYANT	W	10-4	5-2
24	INCARNATE WORD	W	12-0	6-2
27	at McNeese State	L	5-6 (10)	6-3
28	at McNeese State	L	2-4	6-4
28	at McNeese State	L	3-4	6-5

MARCH

3	at Texas A&M-Corpus Christi	W	4-3	7-5
6	UC IRVINE	W	3-2 (10)	8-5
7	UC IRVINE	L	5-10	8-6
7	UC IRVINE	L	3-9	8-7
10	HOUSTON BAPTIST	W	3-0	9-7
13	at Marshall (BWV)	W	2-0	10-7
14	at Marshall (BWV)	W	10-5	11-7
15	at Marshall (BWV)	W	16-8	12-7
17	at Texas State	L	7-11	12-8
20	WKU	L	4-5	12-9
21	WKU	L	2-8	12-10
22	WKU	W	12-0	13-10
24	(1) TEXAS A&M (W)	L	1-11	13-11
25	INCARNATE WORD	W	6-5	14-11
27	(25) FLORIDA ATLANTIC	L	4-10	14-12
28	(25) FLORIDA ATLANTIC	W	14-3	15-12
29	(25) FLORIDA ATLANTIC	L	5-9	15-13
31	TEXAS STATE	W	5-4	16-13

APRIL

3	at FIU	W	5-3	17-13
4	at FIU	L	6-11	17-14
5	at FIU	W	4-2	18-14
7	at Houston Baptist	W	6-2	19-14
10	OLD DOMINION	W	7-6 (13)	20-14
10	OLD DOMINION	W	8-2	21-14
11	OLD DOMINION	L	2-11	21-15
14	at Texas State	W	10-8	22-15
18	at (16) Rice	L	8-9	22-16
18	at (16) Rice	L	2-8	22-17
19	at (16) Rice	W	7-1	23-17
21	TEXAS A&M-C. CHRISTI	W	11-3	24-17
24	SOUTHERN MISS	W	7-2	25-17
25	SOUTHERN MISS	W	11-7	26-17
25	SOUTHERN MISS	L	7-10	26-18
28	BAYLOR	W	6-3	27-18

MAY

1	at Louisiana Tech	W	2-0	28-18
2	at Louisiana Tech	L	11-12	28-19
3	at Louisiana Tech	L	1-3	28-20
8	MIDDLE TENNESSEE	W	9-2	29-20
9	MIDDLE TENNESSEE	L	5-6	29-21
10	MIDDLE TENNESSEE	W	4-3	30-21
12	at Baylor	L	3-4	30-22
14	at Charlotte	L	3-4	30-23
15	at Charlotte	W	15-3	31-23
16	at Charlotte	W	10-1	32-23
20-24	at C-USA Championship (Hattiesburg, Miss.)			
20	vs. Middle Tennessee	W	9-7	33-23
21	vs. FIU	L	5-15	33-24
22	vs. Middle Tennessee	L	4-5	33-25

HOME GAMES IN CAPS. Conference games in bold.
CH - Charleston, W. Va.



2015 STATISTICS

Record: 33-25, 17-13 C-USA

BATTING

Player	AVG	GP-GS	AB	R	H	2B	3B	HR	RBI	TB	SLG%	BB	HBP	SO	GDP	OB%	SF	SH	SB-ATT	PO	A	E	FLD%
Baker	.330	49-49	215	42	71	21	0	15	44	137	.637	17	2	41	2	.381	2	0	3-9	111	96	18	.920
Markham	.311	56-56	222	48	69	13	3	8	31	112	.505	26	6	44	0	.393	3	2	8-11	144	5	4	.974
Jackson	.298	58-56	215	31	64	9	1	1	24	78	.363	20	3	39	5	.361	3	6	6-11	266	64	16	.954
Bowles	.283	51-51	191	37	54	16	1	4	30	84	.440	12	9	48	5	.347	4	1	6-8	102	3	2	.981
Pickering	.283	48-48	184	30	52	10	0	5	27	77	.418	15	2	46	1	.342	1	3	6-6	45	107	13	.921
Bormann	.273	58-58	216	44	59	13	1	4	33	86	.398	22	18	28	3	.384	2	6	4-4	369	59	7	.984
Hilston	.263	58-58	190	43	50	6	1	5	32	73	.384	45	9	36	1	.421	3	7	13-14	266	13	5	.982

Straub	.340	40-40	162	25	55	11	0	3	27	75	.463	12	3	26	1	.391	2	2	12-15	66	101	10	.944
Gilmore	.322	25-15	59	8	19	2	2	1	12	28	.475	5	0	13	1	.369	1	0	1-4	15	0	0	1.000
Brookover	.263	37-21	95	13	25	8	0	2	13	39	.411	5	4	24	3	.327	0	0	0-1	36	1	3	.925
Correa III	.241	12-10	29	4	7	1	0	0	3	8	.276	6	0	2	0	.371	0	2	3-3	12	16	1	.966
Matulia	.238	11-4	21	2	5	3	0	0	6	8	.381	4	0	4	0	.360	0	0	0-0	5	2	0	1.000
Kinder	.222	42-21	90	15	20	2	1	1	12	27	.300	17	4	22	0	.366	1	4	4-5	21	2	0	1.000
Valentine	.218	35-28	101	20	22	3	0	3	21	34	.337	6	1	27	1	.259	4	1	2-2	35	48	4	.954
Gibbs	.200	4-0	5	0	1	0	0	0	1	1	.200	0	0	2	0	.200	0	0	0-0	0	0	0	.000
Hartson	.000	1-1	0	0	0	0	0	0	0	0	.000	0	0	0	0	.000	0	0	0-0	9	13	2	.917
Trabanino	.000	3-3	0	0	0	0	0	0	0	0	.000	0	0	0	0	.000	0	0	0-0	3	5	3	.727
Burns	.000	2-2	0	0	0	0	0	0	0	0	.000	0	0	0	0	.000	0	0	0-0	9	17	1	.963
Kirby	.000	1-1	0	0	0	0	0	0	0	0	.000	0	0	0	0	.000	0	0	0-0	2	13	1	.938

Totals	.287	58-58	1995	362	573	118	10	52	316	867	.435	212	61	402	23	.369	26	34	68-93	1531	602	94	.958
Opponents	.288	58-58	2030	315	584	76	8	41	278	799	.394	201	37	371	23	.358	25	43	22-45	1510	576	80	.963

PITCHING

Player	ERA	W-L	APP-GS	CG	SHO/CBO	SV	IP	H	R	ER	BB	SO	2B	3B	HR	AB	B/Avg	WP	HBP	BK	SFA	SHA	
Burns	3.07	7-3	16-12	2	1/1	1	73.1	87	39	25	21	38	10	1	4	292	.298	1	3	1	3	6	
Hartson	3.54	6-4	15-15	3	1/1	0	101.2	102	50	40	34	76	16	1	9	391	.261	4	4	1	3	5	
Kirby	4.60	5-4	21-6	1	0/0	0	60.2	69	36	31	22	52	10	0	7	242	.285	3	5	0	1	5	

Filipek	3.06	1-1	22-0	0	0/0	4	32.1	31	15	11	11	17	3	2	4	126	.246	2	1	0	1	2	
Onda	3.41	4-2	21-1	0	0/1	1	37.0	46	20	14	11	23	5	0	0	150	.307	1	4	0	2	4	
Brannon	3.76	5-1	25-6	0	0/1	3	52.2	49	27	22	26	51	6	1	4	194	.253	2	4	0	5	1	
Hodgson	3.86	0-0	5-0	0	0/1	0	4.2	2	3	2	5	5	1	0	0	17	.118	0	0	0	0	0	
Herbelin	4.54	2-4	19-2	0	0/1	3	33.2	42	26	17	16	28	6	0	0	141	.298	7	3	0	1	4	
Shewcraft	4.80	0-0	12-0	0	0/2	0	15.0	23	12	8	2	11	2	0	4	68	.338	2	3	0	0	0	
Trabanino	4.88	1-5	14-13	0	0/0	0	51.2	69	41	28	17	36	9	2	6	215	.321	2	5	0	5	8	
Mokry	5.59	1-1	12-3	0	0/1	0	19.1	17	14	12	10	13	2	0	1	73	.233	3	1	0	2	1	
Sefcik III	6.20	1-0	14-0	0	0/0	0	20.1	29	15	14	9	9	4	0	1	80	.363	1	2	0	2	6	
Savage	12.71	0-0	10-0	0	0/2	0	5.2	11	10	8	10	8	1	1	0	28	.393	1	2	0	0	1	
Rosipal	22.50	0-0	4-0	0	0/0	0	2.0	6	5	5	5	3	1	0	1	11	.545	0	0	0	0	0	
Turney	54.00	0-0	1-0	0	0/0	0	0.1	1	2	2	\	2	1	0	0-0	2	.500	0	0	0	0	0	

Totals	4.21	33-25	58-58	6	5/3	12	510.1	584	315	239	201	371	76	8	41	2030	.288	29	37	2	25	43	
Opponents	5.35	25-33	58-58	0	0/0	10	503.1	573	362	299	212	402	118	10	52	1995	.287	49	61	4	26	34	



WKU HILLTOPPERS

QUICK FACTS

Location: Bowling Green, Ky.
Founded: 1906
Enrollment: 21,045
Nickname: Hilltoppers
Colors: Red and White
Home Field: Nick Denes Field (1,500)
Dimensions: 330-L, 400-C, 330-R
President: Dr. Gary Ransdell
Athletics Director: Todd Stewart
SWA: Lisa Schneider
Baseball Administrator: Jim Clark

MEDIA RELATIONS


Baseball Contact: Brett Pund
Office Phone: 270/745-5388
E-Mail: brett.pund@wku.edu
Cell: 662/346-3227
Press Box: 270/745-2021
Website: www.wkusports.com
Facebook: WKUathletics
Twitter: @WKUBaseball

BASEBALL FACTS

2015 Record: 24-28
2015 C-USA Record: 10-19
2015 C-USA Championship: n/a
2015 Postseason: n/a
NCAA Appearances: 4
NCAA Record: 6-8
All-Time Record: 1,712-1,417-12
Letterwinners R/L: 22/9
Starters R/L: 4/5
Pitchers R/L: 11/3

John Pawlowski HEAD COACH

Alma Mater: Clemson '85
Career Record: 505-318 (15th)
Record at WKU: 0-0 (1st)
Assistant Coaches:
 (4) Ty Megahee (Mercer '08)
 (12) Rob Reinstetle (Ohio Dominican '99)
 (33) Devin Kelly (WKU '14)
Office Phone: 270-745-2493
Director of Baseball Operations:
 Gaston Glasscock (WKU)




Dr. Gary Ransdell,
President



Todd Stewart,
Athletics Director



Jim Clark,
Baseball Administrator



Brett Pund,
Baseball Contact

FOLLOW THE HILLTOPPERS

WEB

www.WKUsports.com



WKUathletics



@WKUSports
@WKUBaseball



WKU Sports



2016 ROSTER

No	Name	Pos.	B/T	Ht.	Wt.	Year	Hometown/Previous School
1	Steven Kraft	INF	R/R	5-10	175	So.	Gainesville, Va./Battlefield
2	Leiff Clarkson	INF	R/R	5-11	185	r-Jr.	Union, Ky./Ryle)
3	Danny Hudzina	INF	R/R	5-11	210	Sr.	Palm City, Fla./Palm Beach State College
5	Marquis Webb	INF/OF	R/R	5-10	195	Gr.	Atlanta, Ga./Texas Southern
6	Paul Murray	OF	R/R	6-0	200	Jr.	San Bruno, Calif./Junipero Serra
7	Thomas Peter	INF	R/R	6-2	190	r-Jr.	San Ramon, Calif./California
9	Hunter Wood	C	S/R	6-1	205	Jr.	Mt. Washington, Ky./Bullitt East
10	Ben Morrison	RHP	R/R	5-10	180	Jr.	Bowling Green, Ky./Bowling Green
11	Josh Bartley	RHP	L/R	5-9	180	Sr.	Bowling Green, Ky./South Warren
13	Kaleb Duckworth	OF	R/R	6-4	215	So.	Henderson, Ky./Henderson County
15	Cody Coll	RHP	R/R	6-3	215	Jr.	Naperville, Ill./Neuqua Valley
16	Grant Malott	OF	R/R	6-0	170	So.	New Castle, Ind./New Castle
17	Ty Hogan	C	R/R	6-2	185	r-Jr.	Lisle, Ill./Naperville North
18	Austin King	LHP	L/L	6-0	170	Sr.	Canyon, Texas/Seward County CC
19	Sam Higgs	RHP	R/R	6-0	185	Jr.	Henderson, Ky./Henderson County
20	Ryan Thurston	LHP	L/L	6-2	165	Jr.	Madison, Ind./Madison
21	Chris Rogers	OF	R/R	6-2	210	Jr.	Issaquah, Wash./Lower Columbia College
22	Grayson Ivey	INF	R/R	6-3	220	Jr.	Winder, Ga./Chattahoochee Valley CC
23	Ty Downing	C	R/R	6-1	200	Gr.	Bowling Green, Ky./Gulf Coast State College
24	Brandon Pollock	INF	R/R	5-9	165	Fr.	Gilbert, Ariz./Campo Verde
25	Caleb Bruner	RHP	R/R	6-0	170	Fr.	Russellville, Ky./Logan County
26	Connor McHugh	RHP	R/R	6-0	185	So.	Lexington, Ky./Paul Laurence Dunbar
27	Steven DiPuglia	INF	R/R	6-1	150	Fr.	Pembroke Pines, Fla./Cooper City
28	John Harman	LHP	L/L	6-2	190	Sr.	Carrollton, Ga./Darton State College)
29	Jackson Sowell	RHP	R/R	6-0	185	r-Jr.	Bowling Green, Ky./Bowling Green
30	Jake Griffin	RHP	R/R	6-2	185	Fr.	McHenry, Ky./Ohio County
31	Evan Acosta	LHP	L/L	6-2	196	Fr.	Batavia, Ill./Batavia
32	Harrison Scanlon	INF/OF	L/R	6-4	220	r-So.	Louisville, Ky./DuPont Manual
34	Jacob Lewis	C	R/R	6-2	180	Fr.	Bowling Green, Ky./South Warren
35	Ethan Cleary	RHP	R/R	5-10	160	Fr.	Prospect, Ky./North Oldham
37	Cole Womack	INF	R/R	5-11	180	Fr.	Paducah, Ky./McCracken County
38	Kevin Elder	RHP	R/R	6-0	225	r-Jr.	Hampshire, Ill./Iowa Western CC
40	Zach Janes	OF	L/L	5-8	170	r-Jr.	Louisville, Ky./Cleveland State College
41	Logan Weins	LHP	L/L	6-1	215	So.	Frankton, Ind./Frankton
43	Cameron Shryock	RHP	R/R	6-1	188	Fr.	Bowling Green, Ky./South Warren
44	Jared Wilson	RHP	R/R	6-4	235	Fr.	Louisville, Ky./Pleasure Ridge Park
45	Micah Kazcor	RHP	R/R	6-1	185	Fr.	Nolensville, Tenn./Ravenwood

Head Coach: 8 John Pawlowski (Clemson, '85)

Assistant Coach: 4 Ty Megahee (Mercer, '08)

Assistant Coach: 12 Rob Reinstetle (Ohio Dominican, '99)

Volunteer Coach: 33 Devin Kelly (WKU, '14)

Director of Operations: Gaston Glasscock (WKU)

ALPHABETICAL ROSTER

31	Evan Acosta	LHP	1	Steven Kraft	INF
11	Josh Bartley	RHP	34	Jacob Lewis	C
25	Caleb Bruner	RHP	16	Grant Malott	OF
2	Leiff Clarkson	INF	26	Connor McHugh	RHP
35	Ethan Cleary	RHP	10	Ben Morrison	RHP
15	Cody Coll	RHP	6	Paul Murray	OF
27	Steven DiPuglia	INF	7	Thomas Peter	INF
23	Ty Downing	C	24	Brandon Pollock	INF
13	Kaleb Duckworth	OF	21	Chris Rogers	OF
38	Kevin Elder	RHP	32	Harrison Scanlon	INF/OF
30	Jake Griffin	RHP	43	Cameron Shryock	RHP
28	John Harman	LHP	29	Jackson Sowell	RHP
19	Sam Higgs	RHP	20	Ryan Thurston	LHP
17	Ty Hogan	C	5	Marquis Webb	INF/OF
3	Danny Hudzina	INF	41	Logan Weins	LHP
22	Grayson Ivey	INF	44	Jared Wilson	RHP
40	Zach Janes	OF	37	Cole Womack	INF
45	Micah Kazcor	RHP	9	Hunter Wood	C
18	Austin King	LHP			



Leiff Clarkson



2016 SCHEDULE

FEBRUARY

19	YOUNGSTOWN STATE	3:00p
20	YOUNGSTOWN STATE	1:00p
21	YOUNGSTOWN STATE	1:00p
26-28	<i>at Bulldog Invitational (Athens, Ga.)</i>	
26	vs. Cincinnati	12:00p
27	vs. South Alabama	11:00a
28	at Georgia	2:00p

MARCH

1	at Belmont	4:00p
2	LIPSCOMB	3:00p
4	at Jacksonville State	3:00p
5	at Jacksonville State	1:00p
6	at Jacksonville State	1:00p
8	at Tennessee	5:00p
11	ALBANY	3:00p
12	ALBANY	1:00p
13	ALBANY	12:00p
15	at Kentucky	3:00p
18	at Old Dominion	5:00p
19	at Old Dominion	2:00p
20	at Old Dominion	11:00a
22	AUSTIN PEAY	6:00p
24	MIDDLE TENNESSEE	6:00p
25	MIDDLE TENNESSEE	6:00p
26	MIDDLE TENNESSEE	1:00p
29	LOUISVILLE	6:00p

APRIL

1	at UAB	6:30p
2	at UAB	2:00p
3	at UAB	1:00p
5	EVANSVILLE	6:00p
6	at Austin Peay	6:00p
8	LOUISIANA TECH	6:00p
9	LOUISIANA TECH	2:00p
10	LOUISIANA TECH	1:00p
12	at Louisville	5:00p
15	at Rice	6:30p
16	at Rice	2:00p
17	at Rice	1:00p
19	BELMONT	6:00p
20	at Evansville	6:00p
22	UTSA	6:00p
23	UTSA	3:00p
24	UTSA	12:00p
26	at Lipscomb	6:00p
29	FIU	6:00p
30	FIU	2:00p

MAY

1	FIU	12:00p
3	at Vanderbilt	6:30p
6	at Southern Miss	6:00p
7	at Southern Miss	2:00p
8	at Southern Miss	1:00p
13	MARSHALL	6:00p
14	MARSHALL	6:00p
15	MARSHALL	6:00p
19	at Florida Atlantic	5:30p
20	at Florida Atlantic	5:30p
21	at Florida Atlantic	12:00p
25-29	at C-USA Championship (Hattiesburg, Miss.)	

All times Central and subject to change.
HOME GAMES IN CAPS.
Conference games in bold.

2015 RESULTS

FEBRUARY

13-15	<i>at Caravelle Resort Tournament (Conway, S.C.)</i>		
13	vs. Maryland	L 3-7	0-1
14	vs. Coastal Carolina	W 9-4	1-1
15	vs. Canisius	(cancelled)	
21	vs. Evansville (Emerson, Ga.)	W 5-3	2-1
21	vs. Evansville (Emerson, Ga.)	L 10-11 (10)	2-2
22	vs. Evansville (Emerson, Ga.)	L 8-9	2-3
24	at Belmont	L 1-9	2-4
25	at (4) Vanderbilt	L 6-10	2-5
28	SOUTHERN ILLINOIS	W 8-6	3-5
28	SOUTHERN ILLINOIS	W 9-1	4-5

MARCH

1	SOUTHERN ILLINOIS	W 11-6	5-5
3	BELMONT	W 5-2	6-5
4	AUSTIN PEAY	(postponed)	
8	OHIO STATE	L 1-10	6-6
9	OHIO STATE	L 4-6	6-7
10	at Mississippi State	L 5-6 (10)	6-8
11	at Mississippi State	W 3-1	7-8
13	OLD DOMINION	L 1-3	7-9
14	OLD DOMINION	W 6-3	8-9
15	OLD DOMINION	W 9-5	9-9
17	LIPSCOMB	W 6-1	10-9
20	at UTSA	W 5-4	11-9
21	at UTSA	W 8-2	12-9
22	at UTSA	L 0-12	12-10
24	KENTUCKY (BGB)	W 12-3	13-10
27	UAB	L 1-2	13-11
28	UAB	L 5-6	13-12
29	UAB	L 1-7	13-13

APRIL

3	at Louisiana Tech	L 1-20	13-14
4	at Louisiana Tech	W 15-6	14-14
4	at Louisiana Tech	W 3-1 (10)	15-14
10	SOUTHERN MISS	W 5-0	16-14
11	SOUTHERN MISS	L 3-15	16-15
12	SOUTHERN MISS	L 3-6	16-16
14	at Kentucky	W 5-3 (10)	17-16
15	MURRAY STATE	W 5-4	18-16
17	at FIU	W 6-4	19-16
18	at FIU	L 4-6	19-17
19	at FIU	W 17-2	20-17
22	at (3) Louisville	W 7-3	21-17
24	(16) RICE	L 4-11	21-18
24	(16) RICE	L 2-3	21-19
26	(16) RICE	L 2-3	21-20
28	AUSTIN PEAY	W 6-5 (10)	22-20
29	at Austin Peay	W 10-4	23-20

MAY

1	at Middle Tennessee	L 4-5	23-21
2	at Middle Tennessee	L 4-5	23-22
3	at Middle Tennessee	L 2-9	23-23
5	at Lipscomb	L 5-6	23-24
8	at Marshall (CH)	L 2-3	23-25
9	at Marshall (CH)	L 3-5	23-26
10	at Marshall (CH)	W 12-3	24-26
14	(19) FLORIDA ATLANTIC	L 2-13	24-27
15	(19) FLORIDA ATLANTIC	L 4-6	24-28
16	(19) FLORIDA ATLANTIC	(cancelled)	

HOME GAMES IN CAPS. **Conference games in bold.**
CH - Charleston, W. Va.
BGB - Bowling Green Ballpark





2015 STATISTICS

Record: 24-28, 10-19 C-USA

BATTING

Player	AVG	GP-GS	AB	R	H	2B	3B	HR	RBI	TB	SLG%	BB	HBP	SO	GDP	OB%	SF	SH	SB-ATT	PO	A	E	FLD%
Clarkson	.327	47-44	153	27	50	6	2	0	13	60	.392	9	2	41	2	.372	0	2	4-7	72	108	10	.947
Hudzina	.327	52-52	202	39	66	9	1	9	43	104	.515	14	3	16	1	.369	6	3	3-5	48	84	11	.923
Miller	.295	50-50	193	47	57	9	3	12	35	108	.560	41	1	44	2	.419	1	0	5-9	138	1	1	.993
Diedrick	.291	52-49	179	17	52	9	0	8	22	85	.475	18	5	40	4	.368	2	0	1-2	46	1	1	.979
Church	.284	52-52	211	27	60	14	1	6	45	94	.445	18	2	29	5	.340	4	3	6-10	452	28	7	.986
Wofford	.238	51-51	202	32	48	13	1	4	27	75	.371	19	4	46	2	.310	4	6	6-10	106	146	16	.940

Kraft	.316	18-8	38	8	12	4	0	0	2	16	.421	5	1	6	0	.409	0	1	2-3	6	11	1	.944
Duckworth	.291	30-25	86	15	25	4	0	5	17	44	.512	6	5	24	0	.360	3	0	6-7	44	1	1	.978
Murray	.265	42-33	117	16	31	10	1	1	11	46	.393	16	1	41	2	.353	2	0	4-4	69	8	3	.963
Scanlon	.234	22-12	47	6	11	0	1	1	2	16	.340	8	0	19	1	.345	0	0	0-0	11	3	1	.933
Wood	.211	41-29	114	14	24	8	0	1	10	35	.307	12	4	39	1	.305	1	1	0-1	23	4	3	.900
Messex	.208	43-37	125	17	26	8	0	0	15	34	.272	13	1	20	5	.288	0	4	0-0	24	3	5	.983
Lowe	.182	35-6	33	4	6	1	0	0	3	7	.212	5	3	5	0	.341	0	1	2-2	19	0	1	.950
Peter	.167	7-5	18	2	3	0	0	0	0	3	.167	1	0	6	0	.211	0	2	0-0	3	12	1	.938
Hogan	.161	16-10	31	2	5	0	0	0	3	5	.161	3	0	6	1	.235	0	3	0-0	63	11	2	.974
Malott	.118	17-4	17	5	2	0	0	0	0	2	.118	4	1	8	0	.318	0	0	3-4	8	0	0	1.000
Janes	.000	3-1	2	0	0	0	0	0	0	0	.000	0	0	1	0	.000	0	0	1-2	1	0	1	.500

Totals	.270	52-52	1768	278	478	95	10	47	248	734	.415	192	33	391	26	.349	23	26	43-66	1371	525	74	.962
Opponents	.280	52-52	1751	292	491	94	13	32	255	707	.404	199	57	325	35	.368	22	34	49-75	1367	516	75	.962

PITCHING

Player	ERA	W-L	APP-GS	CG	SHO/CBO	SV	IP	H	R	ER	BB	SO	2B	3B	HR	AB	B/Avg	WP	HBP	BK	SFA	SHA	
Bartley	4.85	6-4	17-11	0	0/0	1	59.1	71	48	32	26	29	14	0	2	234	.303	9	9	0	3	6	
Harman	5.08	4-5	18-10	0	0/1	0	56.2	51	34	32	22	43	8	5	3	212	.241	12	3	1	0	3	
King	5.46	1-5	14-11	0	0/0	0	57.2	75	44	35	12	39	14	3	3	243	.309	1	4	1	5	3	

Miller	0.00	0-0	2-0	0	0/0	0	1.2	3	0	0	1	2	2	0	0	7	.429	1	0	0	0	0	
Sowell	1.00	0-0	9-0	0	0/0	0	9.0	4	1	1	4	5	1	1	0	27	.148	1	1	0	0	0	
Elder	1.87	1-1	23-0	0	0/1	2	43.1	32	14	9	16	41	7	0	2	152	.211	10	2	0	6	2	
Glasscock	3.58	2-2	24-0	0	0/0	1	27.2	25	13	11	16	27	1	0	3	101	.248	4	2	0	0	2	
Pearson	3.60	0-6	20-3	0	0/0	2	50.0	37	21	20	28	42	6	0	3	171	.216	6	6	1	1	7	
Morrison	4.79	2-1	20-0	0	0/0	6	20.2	19	11	11	11	25	6	0	0	75	.253	2	0	0	0	3	
Weins	5.08	3-1	11-8	0	0/0	0	28.1	42	19	16	12	14	8	0	4	121	.347	0	5	0	0	1	
Thurston	6.00	1-2	9-6	0	0/0	0	36.0	39	27	24	19	19	11	2	4	134	.291	3	7	1	1	6	
Higgs	6.30	1-0	10-2	0	0/0	0	20.0	29	15	14	8	9	7	1	4	84	.345	3	3	0	1	0	
Allen	6.75	1-0	13-0	0	0/0	0	24.0	33	20	18	7	15	6	1	2	99	.333	2	5	0	1	0	
Coll	8.68	2-1	7-1	0	0/0	0	9.1	16	11	9	9	5	2	0	1	41	.390	1	3	0	2	1	
McHugh	8.78	0-0	8-0	0	0/0	0	13.1	15	14	13	8	10	1	0	1	50	.300	4	7	0	2	0	

Totals	4.75	24-28	52-52	0	1/1	12	457.0	491	292	241	199	325	94	13	32	1751	.280	59	57	4	22	34	
Opponents	4.54	28-24	52-52	2	1/0	14	455.2	478	278	230	192	391	95	10	47	1768	.270	51	33	7	23	26	



STANDINGS / POSTSEASON RESULTS

FINAL 2015 BASEBALL STANDINGS

	C-USA				All Games						
	W-L	Pct.	H	A	W-L	Pct.	H	A	N	L-10	Streak
x-Rice	22-8	.733	11-4	11-4	37-22	.627	21-8	15-9	1-5	5-5	L 1
Florida Atlantic	19-10	.655	8-7	11-3	42-19	.689	24-9	15-7	3-4	5-5	L 1
Southern Miss	19-10	.655	11-4	8-6	36-18-1	.664	19-9	14-7	2-2-1	8-2	L 1
Middle Tennessee	19-11	.633	11-3	8-7	32-27	.542	17-10	13-15	2-2	5-5	L 1
UTSA	17-13	.567	8-7	9-6	33-25	.569	20-10	12-13	1-2	5-5	L 2
UAB	15-15	.500	7-8	8-7	33-25	.569	17-11	14-12	2-2	6-4	L 1
Old Dominion	13-17	.433	9-6	4-11	27-29	.482	19-8	6-17	2-4	5-5	L 2
y-FIU	13-17	.433	7-8	6-9	30-31	.491	17-13	6-13	6-6	6-4	L 1
Marshall	12-18	.400	7-8	5-10	20-32	.385	8-10	8-19	4-3	5-5	W 1
Charlotte	11-19	.367	4-11	7-8	19-29	.395	9-20	8-9	2-0	2-8	L 2
WKU	10-19	.345	3-11	7-8	24-28	.462	10-13	14-12	0-3	3-7	L 2
Louisiana Tech	8-21	.276	6-8	2-13	25-27	.481	18-10	7-17	0-0	4-6	W 1

x - regular season champion

y - tournament champion

NCAA CHAMPIONSHIP

CORAL GABLES REGIONAL

(Miami, Fla.)

Fri., May 29

(1) Miami (Fla.) 6, (4) FIU 2

Sat., May 30

FIU 2, East Carolina 0

Sun., May 31

Columbia 4, FIU 3

GAINESVILLE REGIONAL

(Gainesville, Fla.)

Fri., May 29

(3) South Florida 5, (2) Florida Atlantic 3

Sat., May 30

Florida Atlantic 8, Florida A&M 1

Sun., May 31

Florida Atlantic 8, South Florida 4

Florida 2, Florida Atlantic 1

HOUSTON REGIONAL

(Houston, Texas)

Fri., May 29

(3) Louisiana-Lafayette 7, (2) Rice 6

Sun., May 31

Rice 3, Houston Baptist 1

Rice 3, Houston 2 (20 innings)

Mon., June 1

Louisiana-Lafayette 5, Rice 2

C-USA CHAMPIONSHIP

(Pete Taylor Park, Hattiesburg, Miss.)

Wed., May 20

Game One

(5) UTSA 9, (4) Middle Tennessee 7

Game Two

(8) FIU 6, (1) Rice 5

Game Three

(2) Florida Atlantic 6, (7) Old Dominion 4

Game Four

(6) UAB 4, (3) Southern Miss 0

Thu., May 21

Game Five

Middle Tennessee 6, Rice 5

Game Six

Southern Miss 2, Old Dominion 0 (12 inn.)

Game Seven

FIU 15, UTSA 5

Fri., May 22

Game Eight

UAB 2, Florida Atlantic 1

Game Nine

Middle Tennessee 5, UTSA 4

Game Ten

Florida Atlantic 5, Southern Miss 4

Sat., May 23

Game Eleven

FIU 15, Middle Tennessee 3

Game Twelve

UAB 10, Florida Atlantic 0

Sun., May 24

Championship Game (CBS Sports

Network)

FIU 8, UAB 2

ALL-TOURNAMENT TEAM

C	John Bormann, UTSA
IF	Josh Anderson, FIU
IF	Jesse Baker, UTSA
IF	Julius Gaines, FIU
IF	Edwin Rios, FIU
OF	Chase Davis, UAB
OF	Brian Portelli, FIU
OF	Jeff Schalk, UAB
DH	Matt Durst, Southern Miss
P	Drew Jackson, Florida Atlantic
P	Alex Luna, UAB
P	Chris Mourelle, FIU
P	James McMahon, Southern Miss

MVP: Josh Anderson, FIU

CHAMPIONSHIP NOTES

- In its second year in the league, FIU earned its first Conference USA Baseball Championship. It marked the Panthers first conference tournament title since 2010.
- In its four championship wins, FIU batted .373 with seven home runs, six doubles and 38 RBI, with a .451 on-base percentage.
- The Championship Game matchup between No. 6 seed UAB and No. 8 seed FIU represented the highest seeds to ever meet in the C-USA title tilt.
- Nine of the 13 games saw the higher seeded team upset the lower seed
- UAB was the first team to post multiple shutouts in a single Conference USA Championship, blanking Southern Miss and Florida Atlantic.

2015 C-USA BASEBALL POSTSEASON AWARDS

C-USA AWARDS

PLAYER OF THE YEAR

Brendon Sanger, Jr., OF, Florida Atlantic

PITCHER OF THE YEAR

James McMahon, Sr., RHP, Southern Miss

FRESHMAN OF THE YEAR

Ryan Chandler, Fr., OF, Rice

NEWCOMER OF THE YEAR

Ronnie Jebavy, Jr., OF, Middle Tennessee

KEITH LeCLAIR COACH OF THE YEAR

Jim McGuire, Middle Tennessee

ASSISTANT COACH OF THE YEAR

Michael Federico, Southern Miss

FIRST TEAM ALL-CONFERENCE

IF Jesse Baker, Jr., UTSA
 IF CJ Chatham, So., Florida Atlantic
 IF Edwin Rios, Jr., FIU
 IF Ford Stainback, Sr., Rice
 OF Ronnie Jebavy, Jr., Middle Tennessee
 OF Anderson Miller, Jr., WKU
 OF Brendon Sanger, Jr., Florida Atlantic
 C John Bormann, Sr., UTSA
 DH/UT John Clay Reeves, Sr., Rice
 SP James McMahon, Sr., Southern Miss
 SP James Naile, Sr., UAB
 SP Austin Orewiler, Jr., Rice
 SP Jordan Stephens, Jr., Rice
 RP Matt Ditman, Sr., Rice

SECOND TEAM ALL-CONFERENCE

IF P.J. Higgins, Jr., Old Dominion
 IF Danny Hudzina, Jr., WKU
 IF Tim Lynch, Jr., Southern Miss
 IF Ricky Santiago, Sr., Florida Atlantic
 OF Roman Collins, Jr., Florida Atlantic
 OF Brad Jarreau, So., Middle Tennessee
 OF Brian Portelli, Sr., FIU
 OF Kirby Taylor, Sr., Rice
 C Esteban Tresgallo, Jr., UAB
 DH/UT Adam Lau, Jr., UAB
 SP Chase Boster, So., Marshall
 SP Nate Hoffmann, Jr., Middle Tennessee
 SP Drew Jackson, Sr., Florida Atlantic
 SP Phil Maton, Sr., Louisiana Tech
 SP Sam Sinnen, So., Old Dominion
 RP Danny Dopico, Jr., FIU

ALL-FRESHMAN TEAM

C Ryan Miller, Florida Atlantic
 C Brent Diaz, Louisiana Tech
 IF Taylor Braley, Southern Miss
 IF Zach Rutherford, Old Dominion
 OF Ryan Chandler, Rice
 OF Trent Bowles, UTSA
 OF Brett Netzer, Charlotte
 RHP Blake Stansberry, Middle Tennessee
 LHP Kirk McCarty, Southern Miss
 RHP Chance Kirby, UTSA
 LHP Ryan Ruggles, UAB

C-USA ALL-TOURNAMENT TEAM

C John Bormann, UTSA
 IF Josh Anderson, FIU
 IF Jesse Baker, UTSA
 IF Julius Gaines, FIU
 IF Edwin Rios, FIU
 OF Chase Davis, UAB
 OF Brian Portelli, FIU
 OF Jeff Schalk, UAB
 DH Matt Durst, Southern Miss
 P Drew Jackson, Florida Atlantic
 P Alex Luna, UAB
 P Chris Mourelle, FIU
 P James McMahon, Southern Miss

TOURNAMENT MVP: Josh Anderson, FIU

C-USA PLAYERS OF THE WEEK

C-USA named a Hitter of the Week and a Pitcher of the Week each Monday during the season. The award was selected by the conference office. Here are this year's winners:

HITTER OF THE WEEK

Feb. 16 Michael Adkins C Middle Tennessee
 Feb. 23 John Clay Reeves C Rice
 Mar. 2 Christain Dicks OF Florida Atlantic
 Mar. 9 Anderson Miller OF WKU
 Ricky Santiago 3B Florida Atlantic
 Mar. 16 Josh Eldridge OF Old Dominion
 Mar. 23 Edwin Rios 1B FIU
 Mar. 30 Ronnie Jebavy OF Middle Tennessee
 Apr. 6 Brendon Sanger OF Florida Atlantic
 Apr. 13 P.J. Higgins 3B Old Dominion
 Apr. 20 Anderson Miller OF WKU
 Apr. 27 Brendon Sanger OF Florida Atlantic
 May 4 Jake Ingold 3B Middle Tennessee
 May 11 Esteban Tresgallo C UAB
 May 17 Chase Scott OF Southern Miss

PITCHER OF THE WEEK

Feb. 16 Kyle Miller RHP Florida Atlantic
 Feb. 23 Tyler Clancy LHP Louisiana Tech
 Mar. 2 James McMahon RHP Southern Miss
 Mar. 9 Cord Cockrell RHP Southern Miss
 Mar. 16 Greg Tomchick RHP Old Dominion
 Brock Hartson RHP UTSA
 Mar. 23 Phil Maton RHP Louisiana Tech
 Mar. 30 James McMahon RHP Southern Miss
 Apr. 6 Sean Labsan LHP Florida Atlantic
 Apr. 13 Jordan Stephens RHP Rice
 Apr. 17 James Naile RHP UAB
 Apr. 20 Austin Orewiler RHP Rice
 Chance Kirby RHP UTSA
 Apr. 27 Sean Geoghegan LHP Charlotte
 May 4 Cody Carroll RHP Southern Miss
 May 11 Jordan Stephens RHP Rice
 May 17 Andres Nunez RHP FIU

NATIONAL PLAYERS OF THE WEEK

A total of 77 athletes have earned National Player of the Week honors during the league's first 20 seasons. Here's a look at this season's winners:

COLLEGIATE BASEBALL/LOUISVILLE SLUGGER

Apr. 27 Tim Lynch 1B Southern Miss
 May 11 Esteban Tresgallo C UAB

NCBWA

Mar. 30 James McMahon RHP Southern Miss

NCAA ALL-REGIONAL HONORS

CORAL GABLES REGIONAL

3B Ricky Santiago, Florida Atlantic
 OF Billy Endris, Florida Atlantic
 P Bo Logan, Florida Atlantic

GAINESVILLE REGIONAL

DH Austin Rodriguez, FIU

HOUSTON REGIONAL

2B Ford Stainback, Rice
 3B Grayson Lewis, Rice
 OF Ryan Chandler, Rice

2015 C-USA ALL-AMERICANS

ABCA

SECOND TEAM

OF Brendon Sanger Jr. Florida Atlantic
 THIRD TEAM
 DH John Clay Reeves Sr. Rice

COLLEGIATE BASEBALL

SECOND TEAM

2B Jesse Baker Jr. UTSA
 RHP James McMahon Sr. Southern Miss

THIRD TEAM

3B Ricky Santiago Sr. Florida Atlantic
 OF Brendon Sanger Jr. Florida Atlantic

D1BASEBALL.COM

THIRD TEAM

OF Brendon Sanger Jr. Florida Atlantic

NCBWA

THIRD TEAM

RHP James McMahon Sr. Southern Miss
 OF Brendon Sanger Jr. Florida Atlantic

2015 C-USA FRESHMAN ALL-AMERICANS

COLLEGIATE BASEBALL

FRESHMAN ALL-AMERICAN TEAM

2B Taylor Braley Southern Miss
 SS Zach Rutherford Old Dominion
 OF Ryan Chandler Rice
 OF Trent Bowles UTSA

BASEBALL AMERICA

FRESHMAN ALL-AMERICAN TEAM

SS Zach Rutherford Old Dominion

C-USA ALL-ACADEMIC TEAM

Julius Gaines FIU
 Brett Lashley FIU
 John Sebelles Florida Atlantic
 Chase Boster Marshall
 Ronnie Jebavy Middle Tennessee
 John Clay Reeves Rice
 Kirby Taylor Rice
 James McMahon Southern Miss
 Tyler Mims UAB
 John Bormann UTSA
 Ryan Messex WKU
 Ben Morrison WKU

2015 INDIVIDUAL LEADERS - ALL GAMES

Hitting minimums - 2 Games
 75% of Games 5 AB
 2.5 AB/Game 5 TPA
 2.5 TPA/Game
 Pitching minimums - 2 Games
 2 IP 2 BF 1.0 IP/Game

BATTING

BATTING AVG

1. Sanger, FAU	.370
2. Jebavy, MT	.359
3. Stainback, RICE	.346
4. Taylor, RICE	.346
5. Portelli, FIU	.343
6. Jarreau, MT	.338
7. Chatham, FAU	.335
8. Higgins, ODU	.335
9. Baker, UTSA	.330
10. Elwood, CHA	.328
11. Clarkson, WKU	.327
12. Hudzina, WKU	.327
13. Santiago, FAU	.322

SLUGGING PCT

1. Baker, UTSA	.637
2. Edwin, FIU	.592
3. Sanger, FAU	.583
4. Tresgallo, UAB	.571
5. Miller, WKU	.560
6. Jebavy, MT	.531
7. Hudzina, WKU	.515
8. Santiago, FAU	.512
9. Lynch, USM	.510
10. Markham, UTSA	.505
11. Chatham, FAU	.496
12. Allen, MT	.494
13. Portelli, FIU	.490

ON BASE PCT

1. Sanger, FAU	.492
2. Ostrich, ODU	.448
3. Stark, LT	.432
4. Puerta, FAU	.432
5. Rios, FIU	.421
6. Hilston, UTSA	.421
7. Stainback, RICE	.421
8. Miller, WKU	.419
9. Reeves, RICE	.412
10. Jebavy, MT	.408
11. Santiago, FAU	.408
12. Tresgallo, UAB	.404
13. Higgins, ODU	.402

RUNS SCORED

1. Kerr, FAU	57
Sanger, FAU	57
3. Stainback, RICE	50
4. Rios, FIU	49
5. Markham, UTSA	48
6. Miller, WKU	47
Portelli, FIU	47
8. Collins, FAU	46
9. Santiago, FAU	45
Jarreau, MT	45
11. Chatham, FAU	44
Schaaf, FIU	44
Bormann, UTSA	44

HITS

1. Jebavy, MT	88
2. Sanger, FAU	85
3. Portelli, FIU	84
4. Jarreau, MT	81
Stainback, RICE	81
6. Higgins, ODU	80
7. Kerr, FAU	79
8. Santiago, FAU	78
9. Chatham, FAU	77

10. Chandler, RICE	75
11. Davis, UAB	72
12. Baker, UTSA	71
13. Rios, FIU	70

RUNS BATTED IN

1. Collins, FAU	59
2. Rios, FIU	56
3. Reeves, RICE	55
4. Santiago, FAU	52
5. Allen, MT	50
6. Sanger, FAU	48
7. Portelli, FIU	46
8. Church, WKU	45
9. Chatham, FAU	44
Baker, UTSA	44
11. Hudzina, WKU	43
12. Schalk, UAB	41
13. Eldridge, ODU	40

DOUBLES

1. Santiago, FAU	22
Chatham, FAU	22
3. Baker, UTSA	21
4. Portelli, FIU	20
Sanger, FAU	20
6. Higgins, ODU	19
7. Eldridge, ODU	18
8. Chandler, RICE	17
9. Bowles, UTSA	16
Nichting, CHA	16
11. Jebavy, MT	15

TRIPLES

1. Bryant, MT	5
Collins, FAU	5
3. Vincent, UAB	4
Endris, FAU	4
Sanger, FAU	4
6. Stainback, RICE	3
Chatham, FAU	3
Netzer, CHA	3
Gray, RICE	3
Miller, WKU	3
Markham, UTSA	3
Keating, USM	3
Jebavy, MT	3

HOME RUNS

1. Rios, FIU	18
2. Baker, UTSA	15
3. Miller, WKU	12
Tresgallo, UAB	12
5. Allen, MT	11
6. Schalk, UAB	9
Lynch, USM	9
Hudzina, WKU	9

TOTAL BASES

1. Baker, UTSA	137
2. Sanger, FAU	134
3. Rios, FIU	132
4. Jebavy, MT	130
5. Santiago, FAU	124
6. Portelli, FIU	120
7. Allen, MT	114
Chatham, FAU	114
9. Markham, UTSA	112
10. Collins, FAU	111
11. Miller, WKU	108
Higgins, ODU	108
13. Hudzina, WKU	104

WALKS

1. Sanger, FAU	56
2. Ostrich, ODU	47
3. Hilston, UTSA	45
4. Miller, WKU	41
5. Rios, FIU	39
6. Delgado, MT	37
7. Puerta, FAU	36

8. Santiago, FAU	34
Collins, FAU	34
10. Kerr, FAU	32
11. Schaaf, FIU	31
Stainback, RICE	31
13. Barron, USM	30

HIT BY PITCH

1. Bormann, UTSA	18
2. Sterling, USM	15
3. Bryant, MT	12
Stark, LT	12
5. Hall, LT	11
Paxton, LT	11
7. Reeves, RICE	10
Ostrich, ODU	10
Perez, ODU	10

SAC BUNTS

1. Sterling, USM	13
2. Dawson, USM	11
3. Lashley, FAU	10
Morse, UAB	10
Daddio, CHA	10
6. Myers, ODU	9
Kerr, FAU	9
Eason, CHA	9
Leon, MAR	9
10. Paxton, LT	8
Delgado, MT	8
Davis, UAB	8

SAC FLIES

1. Lashley, FAU	9
2. Allen, MT	8
Schaaf, FIU	8
4. Hudzina, WKU	6
Chatham, FAU	6
6. Rios, FIU	5
Paxton, LT	5
Sanger, FAU	5
Francis, ODU	5
Eldridge, ODU	5
Collins, FAU	5

STOLEN BASES

1. Jebavy, MT	24
2. Myers, ODU	20
3. Sterling, USM	16
4. Kerr, FAU	15
5. Hilston, UTSA	13
Barron, USM	13
7. Gee, MAR	12
Walker, ODU	12
Lau, UAB	12
Straub, UTSA	12
Burdeaux, USM	12
12. Gum, UAB	11
13. Bird, MAR	10

TOTAL PLATE APPEARANCES

1. Kerr, FAU	305
2. Sanger, FAU	297
3. Chandler, RICE	287
4. Santiago, FAU	282
5. Collins, FAU	277
6. Higgins, ODU	274
7. Rios, FIU	273
Gaines, FIU	273
9. Stainback, RICE	272
10. Portelli, FIU	271
11. Jarreau, MT	270
12. Allen, MT	269
13. Jebavy, MT	268

AT BATS

1. Kerr, FAU	257
2. Chandler, RICE	248
Gaines, FIU	248
4. Portelli, FIU	245

Jebavy, MT	245
6. Santiago, FAU	242
7. Jarreau, MT	240
8. Higgins, ODU	239
9. Davis, UAB	238
10. Stainback, RICE	234
Teykl, RICE	234
12. Collins, FAU	233
13. Allen, MT	231

STEAL ATTEMPTS

1. Jebavy, MT	28
2. Myers, ODU	25
3. Kerr, FAU	24
4. Sterling, USM	23
5. Barron, USM	17
6. Burdeaux, USM	16
Bird, MAR	16
8. Straub, UTSA	15
9. Lau, UAB	14
Gaines, FIU	14
Hilston, UTSA	14
Walker, ODU	14
13. 3 tied at	13

STRIKEOUTS

1. Ingold, MT	81
2. Allen, MT	66
3. Vincent, UAB	64
Schaaf, FIU	64
5. Santiago, FAU	57
6. Dupree, MT	54
Burdeaux, USM	54
8. Bowles, UTSA	48
Schalk, UAB	48
Byrd, RICE	48
11. Fajardo, MAR	47
12. Wofford, WKU	46
Pickering, UTSA	46

CAUGHT STEALING

1. Kerr, FAU	9
2. Schaaf, J., FIU	7
Chandler, RICE	7
Sterling, USM	7
5. Bird, MAR	6
Bossi, MAR	6
Baker, UTSA	6
8. Jarreau, MT	5
Jackson, UTSA	5
Myers, ODU	5
Gaines, FIU	5
Love, LT	5

GROUNDING INTO DP

1. Puerta, FAU	11
Durst, USM	11
3. Portelli, FIU	9
Higgins, ODU	9
5. Bryant, MT	8
Allen, MT	8
Gaines, FIU	8
8. Delgado, MT	7
Chatham, FAU	7
Paxton, LT	7
Santiago, FAU	7
Taylor, RICE	7

PITCHING

EARNED RUN AVG	
1. McMahon, USM	1.56
2. Bainbridge, ODU	2.39
3. Jackson, FAU	2.44
4. Orewiler, RICE	2.44
5. Geoghegan, CHA	2.46
6. Naile, UAB	2.63
7. Sinnen, ODU	2.84
8. Boster, MAR	2.95
9. McCanna, RICE	2.96

10. Burns, UTSA	3.07
11. Mourelle, FIU	3.07
12. Carroll, USM	3.08
13. Stephens, RICE	3.17

OPPOSING BAT AVG

1. Naile, UAB	.196
2. McMahon, USM	.201
3. Bainbridge, ODU	.215
4. Jackson, FAU	.215
5. Carroll, USM	.217
6. Orewiler, RICE	.220
7. Geoghegan, CHA	.228
8. Stephens, RICE	.229
9. Boster, MAR	.234
10. Hammer, MAR	.235
11. Hoffmann, MT	.240
12. Harman, WKU	.241
13. Sinnen, ODU	.244

INNINGS PITCHED

1. Naile, UAB	109.2
2. Mourelle, FIU	102.2
3. Hartson, UTSA	101.2
4. Carroll, USM	96.1
5. McMahon, USM	92.1
6. Crouse, FIU	89.1
7. Nunez, FIU	88.0
Maton, LT	88.0
9. Geoghegan, CHA	87.2
10. McCanna, RICE	85.0
11. Orewiler, RICE	84.2
12. Frebis, MT	83.1
13. Miller, FAU	82.0

BATTERS STRUCK OUT

1. Naile, UAB	92
2. Maton, LT	90
3. Carroll, USM	87
4. Orewiler, RICE	80
5. Nunez, FIU	79
6. Hartson, UTSA	76
7. Stephens, RICE	75
8. Frebis, MT	70
Ditman, RICE	70
10. Otto, RICE	65
11. McCanna, RICE	64
12. Lowery, UAB	62
Miller, FAU	62

BATTERS SO OUT LOOKING

1. Maton, LT	33
2. Orewiler, RICE	27
3. Miller, FAU	24
Carroll, USM	24
5. Hammer, MAR	23
Luna, UAB	23
Stephens, RICE	23
8. Taylor, MAR	22
Otto, RICE	22
Hartson, UTSA	22
Talley, USM	22

WINS

1. McMahon, USM	11
2. Naile, UAB	10
3. Fox, RICE	8
4. Boster, MAR	7
Burns, UTSA	7
Lowery, UAB	7
Miller, FAU	7
McCanna, RICE	7
Mourelle, C., FIU	7

SAVES

1. Ditman, RICE	11
2. Dopico, FIU	10
Milton, USM	10
4. Lau, UAB	7
Atkins, LT	7
Foriest, MT	7



7. Sherer, CHA	6
Logan, FAU	6
Kessler, MT	6
B. Morrison, WKU	6
11. Hartman, ODU	5
McGarry, FAU	5

APPEARANCES

1. Monkman, FAU	32
2. Carr, FAU	31
3. Stansberry, MT	30
Ditman, RICE	30
5. Stanley, MAR	29
Ross, MAR	29
7. Lowery, USM	27
Lowery, UAB	27
Dopico, FIU	27
10. Logan, FAU	26
Durruthy, FIU	26

GAMES STARTED

1. Mourelle, FIU	17
2. Miller, FAU	16
Naile, UAB	16
4. Nunez, FIU	15
Lieske, UAB	15
McCanna, RICE	15
McMahon, USM	15
Frebis, MT	15
Hartson, UTSA	15
Crouse, Cody, FIU	15
Fox, RICE	15
Carroll, USM	15

GAMES FINISHED

1. Dopico, FIU	23
2. Ditman, RICE	22
3. Lau, UAB	18
4. Milton, USM	16
Atkins, LT	16
Morrison, WKU	16
7. Lowery, UAB	12
Logan, FAU	12
9. Foriest, MT	11
McGarry, FAU	11
Filipek, UTSA	11
Busbice, ODU	11

GAMES IN RELIEF

1. Monkman, FAU	32
2. Carr, FAU	31
3. Ditman, RICE	30
4. Stansberry, MT	29
Stanley, MAR	29
6. Lowery, UAB	27
Dopico, FIU	27
Lowery, USM	27
Ross, MAR	27
10. Durruthy, FIU	26
Logan, FAU	26
12. Sebelles, FAU	25

SAC BUNTS ALLOWED

1. Fox, RICE	11
Maciejewski, CHA	11
3. Miller, FAU	10
Geoghegan, CHA	10
Frebis, MT	10
6. Naile, UAB	9
Labsan, FAU	9
8. Ditman, RICE	8
Trabanino, UTSA	8
Josephs, ODU	8

SAC FLIES ALLOWED

1. Elder, WKU	6
2. Trabanino, UTSA	5
Bristo, LT	5
Wells, CHA	5
King, WKU	5
Brannon, UTSA	5
7. Guerrero, MAR	4
Crouse, FIU	4
Carroll, USM	4

Clancy, LT	4
Winston, USM	4
Benitez, ODU	4

LOSSES

1. Frebis, MT	8
Slatton, MT	8
3. Galbraith, LT	7
Mourelle, FIU	7
Maciejewski, CHA	7

RUNNERS PICKED OFF

1. Geoghegan, CHA	5
Bormann, UTSA	5
Galbraith, LT	5
4. Fox, RICE	4
Thurston, WKU	4
Miller, FAU	4
Orewiler, RICE	4
Bristo, LT	4
Messex, WKU	4

WILD PITCHES

1. Busbice, ODU	12
Harman, WKU	12
3. Ditman, RICE	11
Frebis, MT	11
5. Carroll, USM	10
Troutt, MT	10
Stansberry, MT	10
Elder, WKU	10
9. Lee, FIU	9
Bartley, WKU	9
Clancy, LT	9
Vogler, CHA	9

BALKS

1. Durruthy, FIU	4
2. Maciejewski, CHA	3
Naile, UAB	3
4. Salinas, RICE	2
Vogler, CHA	2
Zayas, FIU	2
Fox, RICE	2
Clancy, LT	2

HIT BATTERS

1. Nunez, FIU	21
2. Prochaska, CHA	19
3. Geoghegan, CHA	15
4. Lieske, UAB	13
5. Coursel, FAU	12
6. Stansberry, MT	11
7. Slatton, MT	10
Carroll, USM	10
9. Bartley, WKU	9
Naile, UAB	9
Frebis, MT	9
Hoffmann, MT	9

INTENTIONAL BB ALLOWED

1. Lieske, UAB	4
2. Naile, UAB	7
3. Mourelle, FIU	2
McCanna, USM	2
Busbice, ODU	2
Crouse, FIU	2
7. 38 tied at	1
Nunez, FIU	1
9. Lowery, UAB	2
Lau, UAB	2
Luna, UAB	2
12. Stansberry, MT	1
Clancy, LT	1

HITS ALLOWED

1. Boster, MAR	48
2. Harman, WKU	51
Stephens, RICE	51
4. Bainbridge, ODU	52
5. Taylor, MAR	54
6. Vogler, CHA	57
7. Talley, USM	58
8. Jackson, FAU	59

9. Sinnen, ODU	63
10. Tomchick, ODU	66
McMahon, USM	66
12. Orewiler, RICE	68
13. Kirby, UTSA	69

RUNS ALLOWED

1. McMahon, USM	18
2. Boster, MAR	20
3. Bainbridge, ODU	21
4. Taylor, MAR	25
5. Jackson, FAU	26
Sinnen, ODU	26
7. Vogler, CHA	27
8. Orewiler, RICE	28
9. Geoghegan, CHA	30
Stephens, RICE	30
11. Galbraith, LT	33
12. Luna, UAB	34
Harman, WKU	34

EARNED RUNS ALLOWED

1. McMahon, USM	16
2. Boster, MAR	18
Bainbridge, ODU	18
4. Vogler, CHA	20
Jackson, FAU	20
6. Taylor, MAR	21
Stephens, RICE	21
Sinnen, ODU	21
9. A.Orewiler, RICE	23
10. Geoghegan, CHA	24
11. Talley, USM	25
Burns, UTSA	25
13. Galbraith, LT	27

WALKS ALLOWED

1. King, WKU	12
2. Bainbridge, ODU	14
3. Talley, USM	15
Rhodes, FAU	15
Sinnen, ODU	15
6. Vogler, CHA	16
7. Jackson, FAU	17
Stephens, RICE	17
9. Miller, FAU	18
10. Maton, LT	19
11. Maciejewski, CHA	20
Boster, MAR	20
13. Burns, UTSA	21

DOUBLES ALLOWED

1. Stephens, RICE	3
2. Galbraith, LT	5
3. Carroll, USM	6
4. Vogler, CHA	7
5. Hammer, MAR	8
Orewiler, RICE	8
Harman, WKU	8
8. Frebis, MT	9
Bainbridge, ODU	9
Hoffmann, MT	9
11. Luna, UAB	10
Burns, UTSA	10
Taylor, MAR	10

TRIPLES ALLOWED

1. Maton, LT	0
Rhodes, FAU	0
Bartley, WKU	0
Lieske, UAB	0
Nunez, FIU	0
Clancy, LT	0
McMahon, USM	0
Boster, MAR	0
Kirby, UTSA	0
Taylor, MAR	0
Orewiler, RICE	0
Carroll, USM	0
13. Naile, UAB	1

HOME RUNS ALLOWED

1. McMahon, USM	1
Bainbridge, ODU	1

Sinnen, ODU	1
Stephens, RICE	1
5. Bartley, WKU	2
Orewiler, RICE	2
Galbraith, LT	2
Jackson, FAU	2
Vogler, CHA	2
10. Luna, UAB	3
McCanna, RICE	3
Rhodes, FAU	3
King, WKU	3

FIELDING

FIELDING PCT

1. Elwood, CHA	1.000
Fajardo, MAR	1.000
Eldridge, ODU	1.000
Taylor, RICE	1.000
5. Escarra, FIU	.996
6. Lynch, USM	.996
7. Nichols, LT	.995
8. Perez, ODU	.993
9. Ostrich, ODU	.993
10. Kopycinski, RICE	.993
Miller, WKU	.993
Chandler, RICE	.993
13. Mims, UAB	.992

CHANCES

1. Teykl, RICE	576
2. Mims, UAB	532
3. Lynch, USM	509
4. Dupree, MT	488
5. Church, WKU	487
6. Rios, FIU	445
7. Ostrich, ODU	435
Bormann, UTSA	435
9. Lashley, FAU	431
10. Diffenderfer, MAR	425
11. Kopycinski, RICE	420
12. Sherer, CHA	381
13. Nichols, LT	376

PUTOUTS

1. Teykl, RICE	541
2. Mims, UAB	497
3. Lynch, USM	488
4. Church, WKU	452
Dupree, MT	452
6. Rios, FIU	425
7. Ostrich, ODU	414
8. Diffenderfer, MAR	402
9. Bormann, UTSA	369
10. Lashley, FAU	365
Kopycinski, RICE	365
12. Nichols, LT	345
13. Sherer, CHA	344

ASSISTS

1. Smith, UAB	198
2. Gaines, FIU	178
3. Bryant, MT	177
4. Hall, LT	170
5. Sterling, USM	168
6. McMurray, ODU	161
7. Chatham, FAU	152
8. Stainback, RICE	151
9. Wofford, WKU	146
10. Delgado, MT	145
11. Kerr, FAU	139
Byrd, RICE	139
13. Gibbs, CHA	137

FIELDING DOUBLE PLAYS

1. Mims, UAB	52
2. Lynch, USM	48
3. Dupree, MT	47
4. Bryant, MT	46
Smith, UAB	46
6. Teykl, RICE	43
7. Church, WKU	42
8. Dawson, USM	41

9. Sterling, USM	39
10. Ostrich, ODU	36
11. Morse, UAB	34
12. Wofford, WKU	32
13. Sherer, CHA	31

PASSED BALLS

1. Soria, FIU	13
2. Bossi, MAR`11	
3. Reed, MAR	8
Bormann, UTSA	8
5. Kopycinski, RICE	7
Adkins, MT	7
Roussel, USM`7	
8. Schnure, MT`6	
Diaz, LT`6	
Ratliff, MAR	6
R. Messex, WKU	6
Abraham, FAU	6

CATCHERS

INTERFERENCE

1. Derouen, LT	2
2. 13 tied at	1

STEAL ATTEMPTS AGAINST

1. Adkins, M., MT	64
2. Soria, FIU	52
3. Messex, WKU	50
4. Perez, ODU	45
5. Reed, MAR	41
6. Bormann, UTSA	40
7. Diaz, LT	39
8. Daddio, CHA	38
9. Roussel, USM	33
Abraham, FAU	33
11. Kopycinski, RICE	32
12. Escarra, FIU	27

STOLEN BASES AGAINST

1. Adkins, MT	45
2. Soria, FIU	38
3. Messex, WKU	34
4. PEREZ, ODU	32
Daddio, CHA	32
6. Abraham, FAU	26
7. Diaz, LT	24
Kopycinski, RICE	24
Reed, MAR	24
10. Bormann, UTSA	22
Tresgallo, UAB	22
12. Schnure, MT	21
13. 2 tied at	19

CAUGHT STEALING BY

1. Adkins, MT	19
2. Bormann, UTSA	18
3. Roussel, USM	17
Reed, MAR	17
5. Messex, WKU	16
6. Diaz, LT	15
7. Soria, FIU	14
8. Perez, ODU	13
9. Carroll, USM	11
10. Deceglie, LT	10
Williams, UAB	10

ERRORS

1. Gibbs, CHA	19
2. Baker, UTSA	18
Byrd, RICE	18
Gaines, FIU	18
5. Santiago, FAU	17
6. C. Wofford, WKU	16
Bryant, MT	16
Jackson, UTSA	16
Chatham, FAU	16



2015 TEAM LEADERS - ALL GAMES

BATTING

BATTING AVG

1	Florida Atlantic	.300
2	Rice	.296
3	UTSA	.287
4	Old Dominion	.287
5	FIU	.277
6	Middle Tennessee	.272
7	Southern Miss	.272
8	WKU	.270
9	LA Tech	.261
10	Marshall	.259
11	UAB	.251
12	Charlotte	.250

SLUGGING PCT

1	Florida Atlantic	.440
2	UTSA	.435
3	WKU	.415
4	Old Dominion	.400
5	Southern Miss	.393
6	FIU	.391
7	Middle Tennessee	.388
8	Rice	.376
9	LA Tech	.360
10	UAB	.356
11	Marshall	.348
12	Charlotte	.330

ON BASE PCT

1	Florida Atlantic	.395
2	Old Dominion	.375
3	Rice	.371
4	UTSA	.369
5	LA Tech	.362
6	Southern Miss	.358
7	FIU	.358
8	WKU	.349
9	Middle Tennessee	.346
10	UAB	.333
11	Marshall	.324
12	Charlotte	.319

RUNS SCORED

1	Florida Atlantic	417
2	FIU	364
3	UTSA	362
4	Rice	331
5	Southern Miss	309
6	Old Dominion	309
7	Middle Tennessee	303
8	LA Tech	286
9	UAB	278
10	WKU	278
11	Marshall	220
12	Charlotte	204

HITS

1	Florida Atlantic	632
2	Rice	609
3	FIU	578
4	UTSA	573
5	Middle Tennessee	549
6	Old Dominion	547
7	Southern Miss	513
8	WKU	478
9	UAB	471
10	Marshall	451
11	LA Tech	437
12	Charlotte	403

RUNS BATTED IN

1	Florida Atlantic	367
2	FIU	326
3	UTSA	316
4	Rice	306

5	Old Dominion	277
6	Southern Miss	277
7	Middle Tennessee	266
8	WKU	248
9	UAB	248
10	LA Tech	246
11	Marshall	204
12	Charlotte	175

DOUBLES

1	Florida Atlantic	123
2	UTSA	118
3	Old Dominion	115
4	Middle Tennessee	101
5	WKU	95
6	Rice	88
7	Southern Miss	87
8	FIU	78
9	Marshall	78
10	UAB	76
11	Charlotte	68
12	LA Tech	64

TRIPLES

1	Florida Atlantic	22
2	Rice	14
3	UAB	13
4	Middle Tennessee	12
5	WKU	10
6	UTSA	10
7	Charlotte	8
8	FIU	8
9	Old Dominion	8
10	Southern Miss	8
11	Marshall	7
12	LA Tech	7

HOME RUNS

1	UTSA	52
2	FIU	48
3	WKU	47
4	Florida Atlantic	43
5	Southern Miss	42
6	Middle Tennessee	36
7	UAB	32
8	LA Tech	29
9	Old Dominion	28
10	Marshall	21
11	Rice	16
12	Charlotte	15

TOTAL BASES

1	Florida Atlantic	928
2	UTSA	867
3	FIU	816
4	Middle Tennessee	782
5	Rice	773
6	Old Dominion	762
7	Southern Miss	742
8	WKU	734
9	UAB	669
10	Marshall	606
11	LA Tech	602
12	Charlotte	532

TOTAL PLATE APPEARANCES

1	Florida Atlantic	2547
2	FIU	2422
3	Rice	2382
4	UTSA	2328
5	Middle Tennessee	2322
6	Old Dominion	2251
7	Southern Miss	2221
8	UAB	2181
9	WKU	2043

10	LA Tech	2027
11	Marshall	1967
12	Charlotte	1838

AT BATS

1	Florida Atlantic	2110
2	FIU	2085
3	Rice	2055
4	Middle Tennessee	2018
5	UTSA	1995
6	Old Dominion	1906
7	Southern Miss	1889
8	UAB	1880
9	WKU	1768
10	Marshall	1742
11	LA Tech	1674
12	Charlotte	1614

WALKS

1	Florida Atlantic	301
2	FIU	238
3	Old Dominion	229
4	UTSA	212
5	Southern Miss	212
6	Rice	205
7	Middle Tennessee	199
8	UAB	193
9	WKU	192
10	LA Tech	187
11	Charlotte	146
12	Marshall	138

HIT BY PITCH

1	LA Tech	89
2	UTSA	61
3	Old Dominion	55
4	Florida Atlantic	55
5	Southern Miss	54
6	Rice	53
7	UAB	49
8	Middle Tennessee	44
9	Marshall	38
10	FIU	38
11	WKU	33
12	Charlotte	25

STRIKEOUTS

1	Middle Tennessee	455
2	UAB	405
3	UTSA	402
4	WKU	391
5	FIU	381
6	Florida Atlantic	365
7	Southern Miss	363
8	Marshall	357
9	Rice	333
10	Old Dominion	309
11	Charlotte	301
12	LA Tech	288

SAC BUNTS

1	LA Tech	53
2	Rice	45
3	Southern Miss	44
4	Florida Atlantic	42
5	Charlotte	41
6	UAB	41
7	Old Dominion	36
8	FIU	34
9	UTSA	34
10	Middle Tennessee	33
11	Marshall	32
12	WKU	26

SAC FLIES

1	Florida Atlantic	36
---	------------------	----

2	Middle Tennessee	27
3	FIU	27
4	UTSA	26
5	Old Dominion	25
6	Rice	24
7	WKU	23
8	LA Tech	22
9	Southern Miss	20
10	UAB	18
11	Marshall	16
12	Charlotte	12

STOLEN BASES

1	UTSA	68
2	Old Dominion	66
3	Southern Miss	57
4	UAB	55
5	LA Tech	54
6	Marshall	51
7	Middle Tennessee	47
8	Florida Atlantic	47
9	WKU	43
10	FIU	34
11	Rice	30
12	Charlotte	17

CAUGHT STEALING

1	Marshall	25
2	UTSA	25
3	Southern Miss	25
4	LA Tech	25
5	FIU	24
6	WKU	23
7	Old Dominion	22
8	Florida Atlantic	21
9	Middle Tennessee	18
10	Rice	17
11	Charlotte	11
12	UAB	10

STEAL ATTEMPTS

1	UTSA	93
2	Old Dominion	88
3	Southern Miss	82
4	LA Tech	79
5	Marshall	76
6	Florida Atlantic	68
7	WKU	66
8	UAB	65
9	Middle Tennessee	65
10	FIU	58
11	Rice	47
12	Charlotte	28

GROUNDING INTO DP

1	Middle Tennessee	49
2	Florida Atlantic	47
3	Rice	37
4	FIU	35
5	LA Tech	34
6	Southern Miss	33
7	Old Dominion	32
8	Charlotte	29
9	UAB	28
10	WKU	26
11	Marshall	24
12	UTSA	23

PITCHING

EARNED RUN AVG

1	Southern Miss	3.14
2	Rice	3.16
3	Florida Atlantic	3.52
4	UAB	3.60
5	FIU	3.89

6	UTSA	4.21
7	Old Dominion	4.31
8	LA Tech	4.52
9	Marshall	4.63
10	WKU	4.75
11	Charlotte	5.10
12	Middle Tennessee	5.12

OPPOSING BAT AVG

1	UAB	.237
2	Rice	.240
3	Southern Miss	.249
4	FIU	.250
5	Florida Atlantic	.257
6	Marshall	.258
7	Middle Tennessee	.277
8	Old Dominion	.278
9	WKU	.280
10	LA Tech	.283
11	UTSA	.288
12	Charlotte	.296

INNINGS PITCHED

1	Florida Atlantic	555.0
2	FIU	532.0
3	Rice	530.1
4	Middle Tennessee	516.2
5	UTSA	510.1
6	UAB	502.2
7	Southern Miss	495.1
8	Old Dominion	490.1
9	WKU	457.0
10	LA Tech	454.1
11	Marshall	445.0
12	Charlotte	423.1

BATTERS STRUCK OUT

1	Rice	517
2	FIU	436
3	Florida Atlantic	422
4	UAB	403
5	Southern Miss	388
6	Middle Tennessee	383
7	UTSA	371
8	Marshall	348
9	LA Tech	342
10	Old Dominion	341
11	WKU	325
12	Charlotte	290

BATTERS SO OUT LOOKING

1	Rice	134
2	Florida Atlantic	131
3	UAB	123
4	FIU	120
5	Middle Tennessee	119
6	UTSA	114
7	Marshall	110
8	Southern Miss	108
9	LA Tech	99
10	Old Dominion	95
11	WKU	74
12	Charlotte	72

WINS

1	Florida Atlantic	42
2	Rice	37
3	Southern Miss	36
4	UAB	33
5	UTSA	33
6	Middle Tennessee	32
7	FIU	30
8	Old Dominion	27
9	LA Tech	25
10	WKU	24



11 Marshall	20
12 Charlotte	19

LOSSES

1 Marshall	32
2 FIU	31
3 Old Dominion	29
4 Charlotte	29
5 WKU	28
6 LA Tech	27
7 Middle Tennessee	27
8 UAB	25
9 UTSA	25
10 Rice	22
11 Florida Atlantic	19
12 Southern Miss	18

SAVES

1 Rice	18
2 Middle Tennessee	17
3 UAB	15
4 Old Dominion	15
5 Southern Miss	15
6 FIU	14
7 Florida Atlantic	13
8 UTSA	12
9 WKU	12
10 Marshall	12
11 Charlotte	11
12 LA Tech	9

RUNNERS PICKED OFF

1 LA Tech	16
2 WKU	14
3 Charlotte	11
4 Florida Atlantic	11
5 Rice	11
6 FIU	10
7 UTSA	9
8 Middle Tennessee	7
9 UAB	6
10 Marshall	6
11 Southern Miss	3
12 Old Dominion	2

SAC BUNTS ALLOWED

1 Rice	48
2 FIU	46
3 UTSA	43
4 Middle Tennessee	40
5 Charlotte	38
6 Marshall	37
7 Southern Miss	34
8 WKU	34
9 Old Dominion	34
10 Florida Atlantic	33
11 UAB	30
12 LA Tech	27

SAC FLIES ALLOWED

1 UTSA	25
2 FIU	24
3 Marshall	24
4 Charlotte	23
5 Old Dominion	22
6 WKU	22
7 Southern Miss	17
8 LA Tech	16
9 Florida Atlantic	15
10 Rice	12
11 Middle Tennessee	11
12 UAB	10

HITS ALLOWED

1 Marshall	438
2 UAB	439
3 Southern Miss	456

4 Rice	479
5 WKU	491
6 FIU	498
7 Charlotte	501
8 LA Tech	507
9 Old Dominion	531
10 Middle Tennessee	551
11 Florida Atlantic	553
12 UTSA	584

RUNS ALLOWED

1 Southern Miss	215
2 UAB	241
3 Rice	248
4 Florida Atlantic	270
5 Marshall	270
6 LA Tech	273
7 Old Dominion	278
8 WKU	292
9 Charlotte	299
10 FIU	300
11 UTSA	315
12 Middle Tennessee	341

EARNED RUNS ALLOWED

1 Southern Miss	173
2 Rice	186
3 UAB	201
4 Florida Atlantic	217
5 LA Tech	228
6 Marshall	229
7 FIU	230
8 Old Dominion	235
9 UTSA	239
10 Charlotte	240
11 WKU	241
12 Middle Tennessee	294

WALKS ALLOWED

1 Charlotte	145
2 Southern Miss	167
3 Florida Atlantic	169
4 LA Tech	175
5 Old Dominion	193
6 Rice	196
7 WKU	199
8 UTSA	201
9 UAB	216
10 Marshall	226
11 Middle Tennessee	264
12 FIU	266

DOUBLES ALLOWED

1 UAB	67
2 Rice	68
3 Southern Miss	71
4 UTSA	76
5 LA Tech	81
6 Charlotte	84
7 Marshall	87
8 Middle Tennessee	90
9 FIU	92
10 WKU	94
11 Florida Atlantic	101
12 Old Dominion	110

TRIPLES ALLOWED

1 Southern Miss	6
2 Marshall	6
3 Middle Tennessee	7
4 LA Tech	7
5 UTSA	8
6 Charlotte	8
7 Florida Atlantic	8
8 Rice	10
9 Old Dominion	10
10 WKU	13

11 UAB	14
12 FIU	16

HOME RUNS ALLOWED

1 Southern Miss	24
2 Rice	26
3 FIU	26
4 Marshall	28
5 Old Dominion	30
6 LA Tech	31
7 WKU	32
8 UAB	33
9 Middle Tennessee	35
10 Florida Atlantic	37
11 Charlotte	39
12 UTSA	41

WILD PITCHES

1 Middle Tennessee	75
2 WKU	59
3 Charlotte	55
4 Marshall	50
5 FIU	49
6 Rice	47
7 Old Dominion	44
8 LA Tech	41
9 Florida Atlantic	40
10 Southern Miss	35
11 UAB	30
12 UTSA	29

BALKS

1 Rice	9
2 FIU	9
3 Charlotte	7
4 UAB	6
5 Middle Tennessee	6
6 WKU	4
7 LA Tech	4
8 Old Dominion	3
9 UTSA	2
10 Southern Miss	2
11 Marshall	2
12 Florida Atlantic	1

HIT BATTERS

1 FIU	71
2 Middle Tennessee	69
3 UAB	68
4 Charlotte	66
5 Marshall	58
6 WKU	57
7 Florida Atlantic	53
8 Southern Miss	47
9 UTSA	37
10 Rice	34
11 LA Tech	33
12 Old Dominion	32

INTENTIONAL BB ALLOWED

1 UAB	25
2 Southern Miss	10
3 Middle Tennessee	5
4 Old Dominion	5
5 Rice	5
6 WKU	5
7 FIU	10
8 Florida Atlantic	1
9 Marshall	17
10 LA Tech	20
11 UTSA	8
12 Charlotte	209

FIELDING

FIELDING PCT

1 Southern Miss	.976
2 Marshall	.971
3 UAB	.971
4 Old Dominion	.970
5 Middle Tennessee	.968
6 FIU	.966
7 LA Tech	.966
8 Rice	.965
9 Florida Atlantic	.963
10 WKU	.962
11 Charlotte	.959
12 UTSA	.958

CHANCES

1 FIU	2374
2 Florida Atlantic	2368
3 Rice	2316
4 Middle Tennessee	2285
5 UAB	2254
6 UTSA	2227
7 Southern Miss	2148
8 Old Dominion	2108
9 LA Tech	2017
10 WKU	1970
11 Charlotte	1860
12 Marshall	1859

PUTOUTS

1 Florida Atlantic	1665
2 FIU	1596
3 Rice	1591
4 Middle Tennessee	1550
5 UTSA	1531
6 UAB	1508
7 Southern Miss	1486
8 Old Dominion	1471
9 WKU	1371
10 LA Tech	1363
11 Marshall	1335
12 Charlotte	1270

ASSISTS

1 FIU	698
2 UAB	681
3 Middle Tennessee	661
4 Rice	643
5 Florida Atlantic	616
6 Southern Miss	610
7 UTSA	602
8 LA Tech	585
9 Old Dominion	574
10 WKU	525
11 Charlotte	513
12 Marshall	471

ERRORS

1 UTSA	94
2 Florida Atlantic	87
3 Rice	82
4 FIU	80
5 Charlotte	77
6 Middle Tennessee	74
7 WKU	74
8 LA Tech	69
9 UAB	65
10 Old Dominion	63
11 Marshall	53
12 Southern Miss	52

FIELDING DOUBLE PLAYS

1 UAB	64
2 Middle Tennessee	61
3 Southern Miss	60

4 FIU	48
5 WKU	47
6 Old Dominion	46
7 Rice	44
8 Charlotte	41
9 Florida Atlantic	38
10 LA Tech	34
11 Marshall	33
12 UTSA	30

STOLEN BASES AGAINST

1 Middle Tennessee	68
2 FIU	57
3 WKU	49
4 Florida Atlantic	45
5 LA Tech	42
6 Old Dominion	42
7 Charlotte	41
8 UAB	37
9 Rice	33
10 Marshall	31
11 Southern Miss	27
12 UTSA	22

CAUGHT STEALING BY

1 LA Tech	32
2 Middle Tennessee	31
3 Southern Miss	27
4 WKU	26
5 FIU	24
6 UTSA	23
7 Marshall	20
8 Old Dominion	17
9 UAB	15
10 Florida Atlantic	14
11 Rice	14
12 Charlotte	10

STEAL ATTEMPTS AGAINST

1 Middle Tennessee	99
2 FIU	81
3 WKU	75
4 LA Tech	74
5 Old Dominion	59
6 Florida Atlantic	59
7 Southern Miss	54
8 UAB	52
9 Charlotte	51
10 Marshall	51
11 Rice	47
12 UTSA	45

PASSED BALLS

1 Marshall	25
2 FIU	18
3 WKU	13
4 Middle Tennessee	13
5 Rice	12
6 Southern Miss	11
7 Charlotte	10
8 LA Tech	9
9 UTSA	8
10 Florida Atlantic	8
11 UAB	7
12 Old Dominion	6

CATCHERS INTERFERENCE

1 LA Tech	4
2 WKU	3
3 Charlotte	2
4 UAB	2
5 Marshall	2
6 Rice	1
7 Southern Miss	1



2015 INDIVIDUAL LEADERS - CONFERENCE GAMES

Hitting minimums - 2 Games
 75% of Games 5 AB
 2.5 AB/Game 5 TPA
 2.5 TPA/Game
 Pitching minimums - 2 Games
 2 IP 2 BF 1.0 IP/Game

BATTING

BATTING AVG

1. Jebavy, MT	.388
2. Chatham, FAU	.383
3. Rios, FIU	.357
Sanger, FAU	.357
5. Rutherford, ODU	.355
6. Warren, RICE	.345
7. Lynch, USM	.333
Dupree, MT	.333
Puerta, FAU	.333
10. Jarreau, MT	.325
11. Portelli, FIU	.322
12. Stainback, RICE	.322
13. Higgins, ODU	.321

SLUGGING PCT

1. Rios, FIU	.696
2. Baker, UTSA	.659
3. Jebavy, MT	.620
4. Sanger, FAU	.616
5. Puerta, FAU	.586
6. Chatham, FAU	.557
7. Miller, WKU	.532
8. Santiago, FAU	.527
9. Bowles, UTSA	.519
10. Collins, FAU	.518
11. Lynch, USM	.514
12. Tresgallo, UAB	.513
13. Reeves, RICE	.505

ON BASE PCT

1. Sanger, FAU	.493
2. Puerta, FAU	.460
3. Rios, FIU	.452
4. Diffenderfer, MAR	.448
5. Reeves, RICE	.445
6. Jebavy, MT	.440
7. Hilston, UTSA	.438
8. Ostrich, ODU	.427
9. Warren, RICE	.419
10. Lynch, USM	.418
11. Stainback, RICE	.415
12. Hall, LT	.415
13. Rutherford, ODU	.410

RUNS SCORED

1. Baker, UTSA	28
Rios, FIU	28
3. Stainback, RICE	27
Hilston, UTSA	27
5. Collins, FAU	26
6. Santiago, FAU	24
Bowles, UTSA	24
Higgins, ODU	24
Jarreau, MT	24
Bormann, UTSA	24
Sanger, FAU	24
12. Miller, WKU	23
Eldridge, ODU	23

HITS

1. Jebavy, MT	47
2. Chatham, FAU	44
3. Baker, UTSA	42
Higgins, ODU	42
5. Jarreau, MT	41
6. Sanger, FAU	40
Rios, FIU	40
8. Portelli, FIU	39
9. Sherer, CHA	38

Stainback, RICE	38
Warren, RICE	38
Rutherford, ODU	38
13. Gaines, FIU	37

RUNS BATTED IN

1. Baker, UTSA	31
Reeves, RICE	31
3. Rios, FIU	30
4. Chatham, FAU	27
5. Collins, FAU	25
6. Portelli, FIU	23
Jebavy, MT	23
R. Church, WKU	23
Sanger, FAU	23
10. Eldridge, ODU	22

DOUBLES

1. Santiago, FAU	13
2. Chatham, FAU	12
3. Nichting, CHA	11
4. Sanger, FAU	10
Rutherford, ODU	10
6. Jebavy, MT	9
Baker, UTSA	9
Bormann, UTSA	9
9. Higgins, ODU	8
Schalk, UAB	8
Sherer, CHA	8
Burdeaux, USM	8

TRIPLES

1. Collins, FAU	3
Endris, FAU	3
Bryant, MT	3
4. Allen, MT	2
Vincent, UAB	2
Markham, UTSA	2
Gray, RICE	2
Sanger, FAU	2
Keating, USM	2
Jebavy, MT	2

HOME RUNS

1. Baker, UTSA	12
Rios, FIU	12
3. Miller, WKU	8
4. Tresgallo, UAB	6
Jarrett, CHA	6

TOTAL BASES

1. Baker, UTSA	87
2. Rios, FIU	78
3. Jebavy, MT	75
4. Sanger, FAU	69
5. Chatham, FAU	64
6. Santiago, FAU	59
7. Sherer, CHA	58
Miller, WKU	58
9. Collins, FAU	57
10. Markham, UTSA	56
Higgins, ODU	56
12. Portelli, FIU	55

WALKS

1. Sanger, FAU	30
2. Miller, WKU	25
3. Ostrich, ODU	23
4. Hilston, UTSA	22
5. Diffenderfer, MAR	21
Rios, FIU	21
7. Stainback, RICE	20
8. Puerta, FAU	19
Santiago, FAU	19

HIT BY PITCH

1. Bormann, UTSA	8
2. Hall, LT	7
Ostrich, ODU	7
Lau, UAB	7
Reeves, RICE	7

6. Sterling, USM	6
Hilston, UTSA	6
McMurray, ODU	6
King, MAR	6
Bryant, MT	6
Stark, LT	6
Lewis, RICE	6

SAC BUNTS

1. Kerr, FAU	8
Sterling, USM	8
3. Lashley, FAU	7
4. Hall, LT	6
Stark, LT	6
Hilston, UTSA	6
Delgado, MT	6

SAC FLIES

1. Lashley, FAU	5
2. K.Taylor, RICE	4
Eldridge, ODU	4
Allen, MT	4

STOLEN BASES

1. Myers, ODU	11
2. Gee, MAR	10
Jebavy, MT	10
4. Barron, USM	8
Hilston, UTSA	8
6. Straub, UTSA	7
7. Love, LT	6
Lau, UAB	6
Burdeaux, USM	6
Sterling, USM	6
Kerr, FAU	6

TOTAL PLATE APPEARANCES

1. Higgins, ODU	150
2. Kerr, FAU	149
3. Baker, UTSA	148
4. Chandler, RICE	146
5. Markham, UTSA	145
6. Sanger, FAU	144
7. Stainback, RICE	143
Ostrich, ODU	143
9. Jarreau, MT	140
10. Bormann, UTSA	139
11. Santiago, FAU	136
Gaines, FIU	136

AT BATS

1. Baker, UTSA	132
2. Higgins, ODU	131
3. Gaines, FIU	128
4. Jarreau, MT	126
5. Markham, UTSA	125
6. Chandler, RICE	124
Nichting, CHA	124
8. Kerr, FAU	123
Sherer, CHA	123
10. Davis, UAB	121
Portelli, FIU	121
Jebavy, MT	121

STEAL ATTEMPTS

1. MYERS, ODU	14
2. Jebavy, MT	12
3. Gee, MAR	11
4. Sterling, USM	10
Kerr, FAU	10
Burdeaux, USM	10
7. Hilston, UTSA	8
Lau, UAB	8
Bird, MAR	8
Barron, USM	8
11. Straub, UTSA	7
Church, WKU	7

STRIKEOUTS

1. Ingold, MT	38
2. Allen, MT	35
3. Vincent, UAB	34
4. Schaaf, FIU	32
5. Dupree, MT	31
Leon, MAR	31
7. Sherer, CHA	30
Fajardo, MAR	30
9. Jarrett, CHA	27
Clarkson, WKU	27
Reed, MAR	27

CAUGHT STEALING

1. Bossi, MAR	5
2. Miller, WKU	4
Kerr, FAU	4
Sterling, USM	4
Burdeaux, USM	4
Warren, RICE	4
Baker, UTSA	4

GROUNDING INTO DP

1. Durst, USM	8
2. Delgado, MT	6
Puerta, FAU	6
Allen, MT	6
Portelli, FIU	6
6. Gaines, FIU	5
Mims, UAB	5

PITCHING

EARNED RUN AVG

1. McMahon, USM	1.88
2. Naile, UAB	2.54
3. Bainbridge, ODU	2.57
4. Geoghegan, CHA	2.58
5. Atkins, LT	2.84
6. Hartson, UTSA	2.87
7. Kirby, UTSA	2.91
8. Stephens, RICE	2.98
9. McCanna, RICE	3.00
10. Burns, UTSA	3.07
11. Ditman, RICE	3.28
12. Rhodes, FAU	3.30
13. Taylor, MAR	3.33

OPPOSING BAT AVG

1. Bainbridge, ODU	.193
2. Naile, UAB	.205
3. McMahon, USM	.209
4. Carroll, USM	.211
5. Geoghegan, CHA	.214
6. Pearson, WKU	.219
7. Stephens, RICE	.223
8. Ditman, RICE	.226
9. Hoffmann, MT	.230
10. Hammer, MAR	.233
11. Hartson, UTSA	.238
12. Taylor, MAR	.242
13. Harman, WKU	.248

INNINGS PITCHED

1. Hartson, UTSA	75.1
2. Naile, UAB	71.0
3. Geoghegan, CHA	69.2
4. Carroll, USM	65.0
5. Maton, LT	61.1
6. McCanna, RICE	60.0
7. Mourelle, FIU	59.2
Hammer, MAR	59.2
9. Crouse, Cody, FIU	57.0
10. Burns, UTSA	55.2
Frebis, MT	55.2
12. Hoffmann, MT	54.2
13. Nunez, FIU	54.1

BATTERS STRUCK OUT

1. Carroll, USM	62
2. Maton, LT	60

3. Naile, UAB159	
4. Stephens, RICE	56
5. Hartson, UTSA	52
6. Frebis, MT	51
7. Nunez, FIU	49
8. McCanna, RICE	47
9. Taylor, MAR	45
10. Ditman, RICE	41
Geoghegan, CHA	41
12. Fox, RICE	39
13. Hammer, MAR	37

BATTERS SO OUT LOOKING

1. Maton, LT	23
2. Stephens, RICE	19
3. Taylor, MAR	18
4. Carroll, USM	17
Hoffmann, MT	17
Frebis, MT	17
7. Hammer, MAR	15
Hartson, UTSA	15
9. Boster, MAR	14
Naile, UAB	14
11. Miller, FAU	13
McCanna, RICE	13

WINS

1. McMahon, USM	8
2. McCanna, RICE	6
Naile, UAB	6
Fox, RICE	6
Stephens, RICE	6
6. Boster, MAR	5
Burns, UTSA	5
Hartson, UTSA	5
Geoghegan, CHA	5
Carroll, USM	5

SAVES

1. Kessler, MT	6
Dopico, FIU	6
Ditman, RICE	6
4. Milton, USM	5
Foriest, MT	5
6. Wells, CHA	4
Margaritonda, MAR	4
Hartman, ODU	4
9. Logan, FAU	3
Lau, UAB	3
McGarry, FAU	3
Atkins, LT	3
Orewiler, RICE	3

APPEARANCES

1. Wells, CHA	17
2. Stanley, MAR	16
3. Atkins, LT	15
Ditman, RICE	15
Ross, MAR	15
6. Vogler, CHA	14
Busbice, ODU	14
Stansberry, MT	14
9. Foriest, MT	13
Dopico, FIU	13
Lowery, UAB	13
Gay, CHA	13
Elder, WKU	13

GAMES STARTED

1. 18 tied at	10
---------------	----

GAMES FINISHED

1. Dopico, FIU	12
2. Atkins, LT	11
3. Ditman, RICE	9
4. Milton, USM	8
Lau, UAB	8
6. Josephs, ODU	7
Kessler, MT	7
Foriest, MT	7

McGarry, FAU	7
Morrison, WKU	7
Lowery, UAB	7
Wells, CHA	7
13. Stansberry, MT	6

GAMES IN RELIEF

1. Wells, CHA	17
2. Stanley, MAR	16
3. Atkins, LT	15
Ditman, RICE	15
Ross, MAR	15
6. Stansberry, MT	14
Vogler, CHA	14
Busbice, ODU	14
9. Lowery, UAB	13
Gay, CHA	13
Elder, WKU	13
Dopico, FIU	13
Foriest, MT	13

SAC BUNTS ALLOWED

1. Frebis, MT	8
Geoghegan, CHA	8
Maciejewski, CHA	8
4. Miller, FAU	6
5. Hammer, MAR	5
Pearson, WKU	5
Hoffmann, MT	5
Nunez, FIU	5
Ditman, RICE	5
Naile, UAB	5
Clancy, LT	5

SAC FLIES ALLOWED

1. Elder, WKU	5
2. Wells, CHA	4
Brannon, UTSA	4
Clancy, LT	4
5. Prochaska, CHA	3
Benitez, ODU	3
Crouse, FIU	3
J. Bartley, WKU	3
Taylor, MAR	3
Carroll, USM	3
Mourelle, FIU	3
Winston, USM	3

LOSSES

1. Lieske, UAB	6
Maciejewski, CHA	6
Hammer, MAR	6
Frebis, MT	6
Taylor, MAR	6
Mourelle, FIU	6
7. Clancy, LT	5
Harman, WKU	5
Galbraith, LT	5

RUNNERS PICKED OFF

1. Geoghegan, CHA	4
2. Hoffmann, MT	3
Fox, RICE	3
Galbraith, LT	3
5. Cormier, FIU	2
Bartley, WKU	2
Miller, FAU	2
Adkins, MT	2
Raley, CHA	2
Orewiler, RICE	2
Thurston, WKU	2
Reed, MAR	2

WILD PITCHES

1. Harman, WKU	11
2. Prochaska, CHA	8
3. Frebis, MT	7
Stansberry, MT	7
Ditman, RICE	7
Clancy, LT	7
7. Naile, UAB	6

Lieske, UAB	6
9. 7 tied at	5

BALKS

1. Clancy, LT	2
Maciejewski, CHA	2
Fox, RICE	2
4. 19 tied at	1

HIT BATTERS

1. Nunez, FIU	16
2. Prochaska, CHA	14
Geoghegan, CHA	14
4. Lieske, UAB	8
Carroll, USM	8
6. Hoffmann, MT	7
7. Maton, LT	6
Talley, USM	6
Naile, UAB	6
Cave, FIU	6
11. Crouse, FIU	5
Taylor, MAR	5
Hammer, MAR	5

INTENTIONAL BB ALLOWED

1. Mourelle, FIU	2
2. Boster, MAR	1
3. Crouse, FIU	1
Hammer, MAR	2
McMahon, USM	2
6. Clancy, LT	1
Nunez, FIU	1
Burns, UTSA	1
9. Galbraith, LT	5
Naile, UAB	5
11. Busbice, ODU	2
Lieske, UAB	2
13. McCanna, RICE	1

HITS ALLOWED

1. Pearson, WKU	28
2. Ditman, RICE	30
3. Atkins, LT	33
Bainbridge, ODU	33
5. Stephens, RICE	35
Margaritonda, MAR	35
7. Harman, WKU	37
Jackson, FAU	37
9. Kirby, UTSA	38
10. Bartley, WKU	39
11. McMahon, USM	40
12. Sinnen, ODU	41
Boster, MAR	41

RUNS ALLOWED

1. McMahon, USM	13
2. Kirby, UTSA	14
3. Pearson, WKU	15
Atkins, LT	15
Bainbridge, ODU	15
6. Ditman, RICE	17
Rhodes, FAU	17
8. Jackson, FAU	18
9. Sinnen, ODU	19
10. Boster, MAR	20
11. McCarty, USM	21
12. Tomchick, ODU	22
Taylor, MAR	22

EARNED RUNS ALLOWED

1. Atkins, LT	10
2. McMahon, USM	11
Kirby, UTSA	11
4. Ditman, RICE	13
Jackson, FAU	13
6. Bainbridge, ODU	14
Stephens, RICE	14
8. Pearson, WKU	15
Sinnen, ODU	15
10. Rhodes, FAU	16

11. Tomchick, ODU	17
Bartley, WKU	17
13. Boster, MAR	18

WALKS ALLOWED

1. King, WKU	5
Rhodes, FAU	5
3. Ditman, RICE	7
4. Sinnen, ODU	8
5. Jackson, FAU	9
6. Bainbridge, ODU	10
McCarty, USM	10
8. KIRBY, UTSA	11
9. Stephens, RICE	12
10. Miller, FAU	13
Maton, LT	13
McMahon, USM	13
13. Boster, MAR	14

DOUBLES ALLOWED

1. Stephens, RICE	1
2. Carroll, USM	4
McMahon, USM	4
Galbraith, LT	4
Ditman, RICE	4
6. Kirby, UTSA	5
Pearson, WKU	5
8. Hoffmann, MT	6
Rhodes, FAU	6
10. Prochaska, CHA	7
Luna, UAB	7
Harman, WKU	7
Jackson, FAU	7

TRIPLES ALLOWED

1. Maton, LT	0
McCarty, USM	0
Lieske, UAB	0
Nunez, FIU	0
Atkins, LT	0
Boster, MAR	0
Taylor, MAR	0
Bainbridge, ODU	0
J. Bartley, WKU	0
Clancy, LT	0
Jackson, FAU	0
Rhodes, FAU	0
Pearson, WKU	0

HOME RUNS ALLOWED

1. Atkins, LT	0
2. Margaritonda, MAR	1
Sinnen, ODU	1
Luna, UAB	1
Jackson, FAU	1
Bainbridge, ODU	1
Ditman, RICE	1
Stephens, RICE	1
KIRBY, UTSA	1
McMahon, USM	1
11. Pearson, WKU	2
Bartley, WKU	2
Galbraith, LT	2

FIELDING

FIELDING PCT	
1. Reed, MAR	1.000
Soria, FIU	1.000
Escarra, FIU	1.000
Bird, MAR	1.000
Chandler, RICE	1.000
Stark, LT	1.000
Elwood, CHA	1.000
Fajardo, MAR	1.000
Gee, MAR	1.000
Portelli, FIU	1.000
Schaaf, FIU	1.000
Eldridge, ODU	1.000
Taylor, RICE	1.000

CHANCES

1. Rios, FIU	298
2. Teykl, RICE	289
3. Mims, UAB	286
4. Lynch, USM	273
5. Church, WKU	266
Dupree, MT	266
7. Diffenderfer, MAR	263
8. Sherer, CHA	252
9. Nichols, LT	245
10. Lashley, FAU	238
11. Ostrich, ODU	231
12. Kopycinski, RICE	212
13. Bormann, UTSA	206

PUTOUTS

1. Rios, Edwin, FIU	282
2. Teykl, RICE	268
3. Mims, UAB	265
4. Lynch, USM	263
5. Diffenderfer, MAR	249
6. Church, WKU	246
7. Dupree, MT	244
8. Sherer, CHA	229
9. Nichols, LT	221
10. Ostrich, ODU	220
11. Lashley, FAU	194
12. Kopycinski, RICE	179
13. Bormann, UTSA	178

ASSISTS

1. Smith, UAB	112
2. Hall, LT	101
3. Gaines, FIU	99
4. Bryant, MT	97
5. Gibbs, CHA	92
6. McMurray, ODU	85
7. Chatham, FAU	83
Sterling, USM	83
9. Leon, MAR	80
10. Wofford, WKU	79
11. Nichting, CHA	76
12. Stainback, RICE	73
Byrd, RICE	73

FIELDING DOUBLE PLAYS

1. Dupree, MT	31
2. Bryant, MT	28
3. Lynch, USM	25
4. Sherer, CHA	22
Mims, UAB	22
Sterling, USM	22
Church, WKU	22
8. Diffenderfer, MAR	21
Dawson, USM	21
Delgado, MT	21
11. Smith, UAB	20
Teykl, RICE	20

PASSED BALLS

1. Soria, FIU	8
2. Bormann, UTSA	6
Reed, MAR	6
Diaz, LT	6
5. Kopycinski, RICE	5
Messex, WKU	5
7. Escarra, FIU	4
Adkins, MT	4
Tresgallo, UAB	4
Schnure, MT	4
Roussel, USM	4
12. Robinson, USM	3
Jones, CHA	3

CATCHERS

INTERFERENCE	
1. Roussel, USM	1
Daddio, CHA	1
Diaz, LT	1
Tresgallo, UAB	1

Messex, WKU	1
Raley, CHA	1

STEAL ATTEMPTS AGAINST

1. Messex, WKU	33
2. Adkins, MT	32
3. Diaz, LT	31
4. Reed, MAR	30
5. Perez, ODU	26
6. Daddio, CHA	20
7. Escarra, FIU	18
Frebis, MT	18
9. Soria, FIU	16
Kopycinski, RICE	16
Tresgallo, UAB	16
Bormann, UTSA	16
13. Maton, LT	15

STOLEN BASES AGAINST

1. Adkins, MT	24
2. Messex, WKU	22
3. Diaz, LT	20
Perez, ODU	20
5. Daddio, CHA	19
6. Reed, MAR	16
7. Soria, FIU	14
8. Frebis, MT	13
Kopycinski, RICE	13
Escarra, FIU	13
Tresgallo, UAB	13

CAUGHT STEALING BY

1. Reed, MAR	14
2. Messex, WKU	11
Diaz, LT	11
4. Bormann, UTSA	9
5. Adkins, MT	8
6. Roussel, USM	7
7. Perez, ODU	6
Carroll, USM	6
Robinson, USM	6
10. Escarra, JC, FIU	5
Williams, UAB	5
Frebis, MT	5

ERRORS

1. Baker, UTSA	12
Hall, LT	12
3. Chatham, FAU	11
Smith, UAB	11
5. Santiago, FAU	10
Jackson, UTSA	10
Byrd, RICE	10
8. Gaines, FIU	9
Vincent, UAB	9
Wofford, WKU	9
Gibbs, CHA	9
Love, LT	9

2015 TEAM LEADERS - CONFERENCE GAMES

BATTING

BATTING AVG

1. Florida Atlantic	.299
2. Rice	.297
3. UTSA	.288
4. Old Dominion	.287
5. Southern Miss	.284
6. Middle Tennessee	.278
7. FIU	.273
8. WKU	.257
9. Louisiana Tech	.253
10. Marshall	.247
11. Charlotte	.242
12. UAB	.235

SLUGGING PCT

1. Florida Atlantic	.461
2. UTSA	.452
3. Southern Miss	.423
4. WKU	.400
5. Old Dominion	.399
6. Middle Tennessee	.394
7. Rice	.387
8. FIU	.367
9. Louisiana Tech	.353
10. UAB	.327
11. Marshall	.322
12. Charlotte	.321

ON BASE PCT

1. Florida Atlantic	.395
2. Rice	.386
3. Old Dominion	.373
4. UTSA	.371
5. Southern Miss	.370
6. Louisiana Tech	.350
7. Middle Tennessee	.350
8. WKU	.344
9. FIU	.343
10. Marshall	.314
11. Charlotte	.308
12. UAB	.307

RUNS SCORED

1. UTSA	203
2. Florida Atlantic	192
3. Southern Miss	177
4. Rice	176
5. Old Dominion	161
6. FIU	153
7. Middle Tennessee	145
8. WKU	134
9. Louisiana Tech	132
10. UAB	130
11. Charlotte	122
12. Marshall	102

HITS

1. UTSA	303
Florida Atlantic	303
3. Rice	296
4. Old Dominion	294
5. FIU	282
Middle Tennessee	282
7. Southern Miss	281
8. Charlotte	248
9. WKU	246
10. Louisiana Tech	240
11. Marshall	238
12. UAB	226

RUNS BATTED IN

1. UTSA	177
2. Florida Atlantic	172
3. Rice	165
4. Southern Miss	160

5. Old Dominion	144
6. FIU	135
7. Middle Tennessee	129
8. WKU	123
9. UAB	114
10. Louisiana Tech	110
11. Charlotte	106
12. Marshall	95

DOUBLES

1. Old Dominion	61
2. Florida Atlantic	60
3. UTSA	55
4. WKU	49
5. Southern Miss	46
Middle Tennessee	46
7. Marshall	45
8. Rice	42
9. Charlotte	39
10. UAB	35
11. Louisiana Tech	33
12. FIU	25

TRIPLES

1. Florida Atlantic	13
2. Middle Tennessee	7
Rice	7
4. UTSA	6
5. Louisiana Tech	5
WKU	5
Southern Miss	5
8. FIU	3
UAB	3
Charlotte	3
Marshall	3
Old Dominion	3

HOME RUNS

1. UTSA	35
2. Southern Miss	27
3. WKU	26
Florida Atlantic	26
5. FIU	22
6. Middle Tennessee	19
7. Louisiana Tech	17
8. Old Dominion	16
UAB	16
10. Charlotte	12
11. Rice	11
12. Marshall	7

TOTAL BASES

1. UTSA	475
2. Florida Atlantic	467
3. Southern Miss	418
4. Old Dominion	409
5. Middle Tennessee	399
6. Rice	385
7. WKU	383
8. FIU	379
9. Louisiana Tech	334
10. Charlotte	329
11. UAB	315
12. Marshall	310

TOTAL PLATE APPEARANCES

1. UTSA	1232
Florida Atlantic	1232
3. Old Dominion	1207
4. Rice	1183
5. FIU	1171
6. Middle Tennessee	1164
7. Southern Miss	1159
8. Charlotte	1149
9. Louisiana Tech	1136

10. WKU	1113
11. UAB	1099
12. Marshall	1087

AT BATS

1. UTSA	1052
2. FIU	1033
3. Old Dominion	1026
4. Charlotte	1025
5. Middle Tennessee	1013
Florida Atlantic	1013
7. Rice	996
8. Southern Miss	988
9. Marshall	963
UAB	963
11. WKU	958
12. Louisiana Tech	947

WALKS

1. Florida Atlantic	142
2. Rice	122
3. Old Dominion	116
4. UTSA	114
5. WKU	113
6. Southern Miss	112
7. FIU	99
Louisiana Tech	99
9. Middle Tennessee	91
10. Charlotte	87
11. UAB	79
Marshall	79

HIT BY PITCH

1. Louisiana Tech	46
2. UTSA	33
Old Dominion	33
4. Rice	31
5. Florida Atlantic	30
6. UAB	27
Southern Miss	27
Middle Tennessee	27
9. Marshall	20
10. WKU	19
11. FIU	14
12. Charlotte	11

STRIKEOUTS

1. Middle Tennessee	226
2. WKU	214
3. UTSA	208
4. Marshall	207
5. Charlotte	205
6. UAB	198
7. Southern Miss	190
8. FIU	182
9. Old Dominion	168
10. Louisiana Tech	164
11. Rice	162
Florida Atlantic	162

SAC BUNTS

1. Louisiana Tech	36
2. Florida Atlantic	27
3. Southern Miss	25
4. Charlotte	24
5. Middle Tennessee	20
UTSA	20
7. Rice	19
UAB	19
FIU	19
10. Old Dominion	18
11. WKU	12
Marshall	12

SAC FLIES

1. Florida Atlantic	18
2. Rice	15
3. Old Dominion	14
4. UTSA	13
5. Middle Tennessee	12
Marshall	12
7. UAB	11
8. WKU	10
9. Southern Miss	7
Louisiana Tech	7
11. FIU	6
12. Charlotte	2

STOLEN BASES

1. UTSA	34
2. Old Dominion	32
3. Marshall	29
4. UAB	27
5. Southern Miss	26
6. Middle Tennessee	23
7. Louisiana Tech	20
8. WKU	18
9. Rice	15
10. FIU	13
11. Florida Atlantic	12
12. Charlotte	8

CAUGHT STEALING

1. Southern Miss	15
2. WKU	14
3. Rice	13
4. FIU	12
Marshall	12
6. Old Dominion	11
7. Louisiana Tech	10
Florida Atlantic	10
9. UTSA	9
10. Middle Tennessee	8
11. UAB	7
12. Charlotte	6

STEAL ATTEMPTS

1. UTSA	43
Old Dominion	43
3. Marshall	41
Southern Miss	41
5. UAB	34
6. WKU	32
7. Middle Tennessee	31
8. Louisiana Tech	30
9. Rice	28
10. FIU	25
11. Florida Atlantic	22
12. Charlotte	14

GROUNDING INTO DP

1. Middle Tennessee	29
2. Old Dominion	22
Florida Atlantic	22
4. Southern Miss	21
5. FIU	20
6. WKU	19
7. Louisiana Tech	18
Charlotte	18
9. Rice	17
UAB	17
11. Marshall	15
12. UTSA	12

PITCHING

EARNED RUN AVG	
1. Rice	3.48
2. UTSA	3.51
3. Florida Atlantic	3.63
4. Southern Miss	3.74

5. UAB	3.88
6. FIU	3.99
7. Old Dominion	4.01
8. Middle Tennessee	4.26
9. Marshall	4.50
10. WKU	4.78
11. Louisiana Tech	4.94
12. Charlotte	6.09

OPPOSING BAT AVG

1. Rice	.251
2. Marshall	.251
3. FIU	.252
4. UAB	.253
5. Southern Miss	.256
6. Middle Tennessee	.270
7. Florida Atlantic	.271
8. Old Dominion	.276
9. WKU	.280
10. UTSA	.280
11. Louisiana Tech	.290
12. Charlotte	.308

INNINGS PITCHED

1. Florida Atlantic	265.0
2. Charlotte	264.1
3. UTSA	264.0
4. UAB	262.0
5. Middle Tennessee	261.2
6. Rice	261.0
7. Old Dominion	260.1
8. FIU	259.1
9. Southern Miss	255.1
10. Marshall	254.0
11. Louisiana Tech	251.1
12. WKU	248.2

BATTERS STRUCK OUT

1. Rice	256
2. UAB	207
3. Southern Miss	204
4. Middle Tennessee	196
5. Old Dominion	187
6. FIU	184
7. Marshall	183
Florida Atlantic	183
9. UTSA	179
10. Louisiana Tech	170
11. WKU	169
12. Charlotte	168

BATTERS SO OUT LOOKING

1. Middle Tennessee	73
2. UAB	69
Rice	69
4. Marshall	63
5. FIU	56
6. Florida Atlantic	55
Old Dominion	55
8. UTSA	54
9. Louisiana Tech	52
10. Southern Miss	49
11. Charlotte	43
12. WKU	33

WINS

1. Rice	22
2. Southern Miss	19
Florida Atlantic	19
Middle Tennessee	19
5. UTSA	17
6. UAB	15
7. FIU	13
Old Dominion	13
9. Marshall	12



10. Charlotte	11
11. WKU	10
12. Louisiana Tech	8

LOSSES

1. Louisiana Tech	21
2. WKU	19
Charlotte	19
4. Marshall	18
5. Old Dominion	17
FIU	17
7. UAB	15
8. UTSA	13
9. Middle Tennessee	11
10. Southern Miss	10
Florida Atlantic	10
12. Rice	8

SAVES

1. Middle Tennessee	12
2. Rice	11
3. Southern Miss	9
4. Marshall	7
FIU	7
Florida Atlantic	7
7. Old Dominion	6
Charlotte	6
9. UTSA	5
WKU	5
11. UAB	4
12. Louisiana Tech	3

RUNNERS PICKED OFF

1. Rice	7
Charlotte	7
3. Louisiana Tech	6
WKU	6
Middle Tennessee	6
6. FIU	5
Florida Atlantic	5
8. Marshall	2
9. UAB	1
Old Dominion	1
UTSA	1

SAC BUNTS ALLOWED

1. Charlotte	28
2. Middle Tennessee	27
3. WKU	24
4. Marshall	23
UTSA	23
Old Dominion	23
7. Rice	21
8. FIU	18
9. UAB	17
Florida Atlantic	17
11. Louisiana Tech	16
12. Southern Miss	13

SAC FLIES ALLOWED

1. Charlotte	16
2. UTSA	14
WKU	14
Marshall	14
5. FIU	13
Old Dominion	13
7. Southern Miss	12
8. Louisiana Tech	9
9. Florida Atlantic	8
10. UAB	6
Rice	6
12. Middle Tennessee	2

HITS ALLOWED

1. Marshall	236
2. FIU	244
Southern Miss	244

4. Rice	251
5. UAB	253
6. Middle Tennessee	263
7. WKU	265
8. Old Dominion	279
9. Florida Atlantic	282
10. UTSA	295
11. Louisiana Tech	297
12. Charlotte	328

RUNS ALLOWED

1. Southern Miss	131
2. Rice	133
3. Florida Atlantic	136
4. Old Dominion	140
UAB	140
6. Middle Tennessee	143
7. Marshall	144
8. FIU	149
9. UTSA	154
10. WKU	170
11. Louisiana Tech	172
12. Charlotte	215

EARNED RUNS ALLOWED

1. Rice	101
2. UTSA	103
3. Southern Miss	106
4. Florida Atlantic	107
5. UAB	113
6. FIU	115
7. Old Dominion	116
8. Middle Tennessee	124
9. Marshall	127
10. WKU	132
11. Louisiana Tech	138
12. Charlotte	179

WALKS ALLOWED

1. Florida Atlantic	68
2. Old Dominion	91
3. UTSA	92
Southern Miss	92
5. Rice	98
6. Charlotte	100
7. UAB	106
Louisiana Tech	106
9. WKU	113
10. Middle Tennessee	127
11. Marshall	129
12. FIU	130

DOUBLES ALLOWED

1. Rice	30
2. Southern Miss	38
3. UAB	39
UTSA	39
5. FIU	41
6. Marshall	45
7. Charlotte	46
8. Middle Tennessee	47
9. Louisiana Tech	48
10. WKU	51
11. Florida Atlantic	54
12. Old Dominion	59

TRIPLES ALLOWED

1. Florida Atlantic	3
Middle Tennessee	3
Southern Miss	3
4. Marshall	5
Charlotte	5
Louisiana Tech	5
UTSA	5
Old Dominion	5
9. FIU	7
Rice	7

UAB	7
12. WKU	8

HOME RUNS ALLOWED

1. Rice	13
2. Old Dominion	15
FIU	15
4. Middle Tennessee	17
5. Marshall	18
6. Southern Miss	19
WKU	19
8. Florida Atlantic	20
9. UAB	21
10. Louisiana Tech	22
11. UTSA	26
12. Charlotte	29

WILD PITCHES

1. Charlotte	33
2. Middle Tennessee	31
3. WKU	28
4. Rice	26
5. Louisiana Tech	24
6. FIU	19
7. Marshall	18
8. Old Dominion	17
9. UAB	16
10. Southern Miss	15
Florida Atlantic	15
12. UTSA	12

BALKS

1. Charlotte	4
2. Middle Tennessee	3
FIU	3
Louisiana Tech	3
Rice	3
6. UAB	2
Southern Miss	2
WKU	2
UTSA	2
10. Marshall	1

HIT BATTERS

1. Charlotte	46
2. FIU	37
3. Marshall	33
UAB	33
5. WKU	26
Florida Atlantic	26
7. Southern Miss	25
8. Middle Tennessee	24
9. UTSA	22
10. Louisiana Tech	19
11. Rice	16
12. Old Dominion	12

INTENTIONAL BB ALLOWED

1. Middle Tennessee	4
2. Southern Miss	6
3. UAB	13
4. Marshall	12
5. Rice	4
6. Florida Atlantic	1
7. FIU	8
8. WKU	4
9. Old Dominion	3
10. UTSA	7
11. Louisiana Tech	18
12. Charlotte	49

FIELDING

FIELDING PCT

1. Marshall	.979
2. Southern Miss	.977
3. Old Dominion	.971
4. FIU	.971
5. Middle Tennessee	.969
6. Rice	.965
7. UAB	.961
8. Charlotte	.961
9. Florida Atlantic	.961
10. Louisiana Tech	.957
11. WKU	.956
12. UTSA	.954

CHANCES

1. UAB	1185
2. Middle Tennessee	1172
3. Charlotte	1171
4. Florida Atlantic	1166
5. FIU	1160
6. Rice	1155
7. UTSA	1153
8. Louisiana Tech	1125
9. Old Dominion	1110
10. Southern Miss	1098
11. WKU	1076
12. Marshall	1059

PUTOUTS

1. Florida Atlantic	795
2. Charlotte	793
3. UTSA	792
4. UAB	786
5. Middle Tennessee	785
6. Rice	783
7. Old Dominion	781
8. FIU	778
9. Southern Miss	766
10. Marshall	762
11. Louisiana Tech	754
12. WKU	746

ASSISTS

1. UAB	353
2. Middle Tennessee	351
3. FIU	348
4. Charlotte	332
5. Rice	331
6. Florida Atlantic	325
7. Louisiana Tech	323
8. UTSA	308
9. Southern Miss	307
10. Old Dominion	297
11. WKU	283
12. Marshall	275

ERRORS

1. UTSA	53
2. Louisiana Tech	48
3. WKU	47
4. Florida Atlantic	46
Charlotte	46
UAB	46
7. Rice	41
8. Middle Tennessee	36
9. FIU	34
10. Old Dominion	32
11. Southern Miss	25
12. Marshall	22

FIELDING DOUBLE PLAYS

1. Middle Tennessee	38
2. Southern Miss	29
3. UAB	27
4. FIU	26

Charlotte	26
6. WKU	25
7. Florida Atlantic	24
8. Marshall	23
9. Old Dominion	21
Rice	21
11. Louisiana Tech	17
12. UTSA	15

STOLEN BASES AGAINST

1. Middle Tennessee	32
2. Louisiana Tech	30
3. FIU	27
4. Charlotte	26
5. WKU	25
6. Old Dominion	22
Florida Atlantic	22
8. Rice	21
9. UAB	18
10. Marshall	16
11. Southern Miss	10
12. UTSA	7

CAUGHT STEALING BY

1. WKU	16
Louisiana Tech	16
3. Middle Tennessee	15
4. Marshall	14
Southern Miss	14
6. UTSA	11
7. UAB	9
8. FIU	8
9. Rice	7
Florida Atlantic	7
11. Old Dominion	6
12. Charlotte	3

STEAL ATTEMPTS AGAINST

1. Middle Tennessee	47
2. Louisiana Tech	46
3. WKU	41
4. FIU	35
5. Marshall	30
6. Florida Atlantic	29
Charlotte	29
8. Rice	28
Old Dominion	28
10. UAB	27
11. Southern Miss	24
12. UTSA	18

PASSED BALLS

1. FIU	12
2. WKU	9
3. Middle Tennessee	8
4. Rice	7
Southern Miss	7
Louisiana Tech	7
7. UTSA	6
Marshall	6
Charlotte	6
10. UAB	5
11. Florida Atlantic	4
12. Old Dominion	1

CATCHERS INTERFERENCE

1. Charlotte	2
2. Louisiana Tech	1
UAB	1
Southern Miss	1
WKU	1



INDIVIDUAL RECORDS - ALL GAMES

BATTING

LONGEST HITTING STREAK

40	Jarrod Bitter, HOU	1998-99
33	James Matan, CHA	1998
29	Stephen Batts, ECU	2007-08
29	Scott Peden, SLU	2005

BATTING AVERAGE SEASON

.447	Chris Duffy, UCF	2010
.443	Chad Zurcher, MEM	2011
.441	Terry Trofholz, TCU	2002
.434	Rob Segedin, TLN	2010
.428	Shane Brown, UCF	2010
.427	Goefrey Tomlinson, HOU	1997
.424	Bo Robinson, CHA	1998
.423	Ryan Keedy, UAB	2008
.420	Michael Aubrey, TLN	2003
.417	Shayne Carnes, UAB	1998
.416	Darryl Lawhorn, ECU	2002
.408	Michael Artman, USM	1999
.407	Kevin Youkilis, CIN	1999
.405	Jarrett Hoffpauir, USM	2004
.400	Ryan Jones, ECU	2004

OFFICIAL AT BATS GAME

9	Charlie Warren, RICE (Houston)	5-31-15
9	Connor Tekyl, RICE (Houston)	5-31-15
9	Tristan Gray, RICE (Houston)	5-31-15
9	Chad Zurcher, MEM (Middle Tennessee)	4-23-08
9	Sean Allen, HOU (Baylor)	2-21-99
9	Aaron Melebeck, HOU (Baylor)	2-21-99
9	Brandon Caraway, HOU (Baylor)	2-21-99
9	Craig House, MEM (Evansville)	3-7-99
9	Daniel Uggl, MEM (Evansville)	3-7-99
9	Nick Garcia, MEM (Evansville)	3-7-99

SEASON

299	Andy Cannizaro, TLN	2001
295	Greg Buchanan, RICE	2006
290	Jake Gautreau, TLN	2001
288	Tommy Manzella, TLN	2005
280	Brian Friday, RICE	2007

RUNS SCORED GAME

6	D.J. Hicks, UCF (UAB)	4-24-09
6	Aaron Luna, RICE (Marshall)	5-18-06
6	Kevin Youkilis, CIN (Dayton)	5-2-00
5	29 times	

Most Recent:

Jeff Chalk, UAB (Savannah State)	2-21-15
----------------------------------	---------

SEASON

90	James Jurries, TLN	1999
87	Ryan Wood, ECU	2009
86	Gio Cafaro, USF	1996
85	Kevin Youkilis, CIN	1999
85	Ross Gload, USF	1997
84	Jason Sparks, TLN	1998
84	Joey Hammond, CHA	1998
84	Gerald Parr, CHA	1998

HITS GAME

7	Jamie Paige, ECU (CIN)	4-17-04
6	Josh Anderson, FIU (Florida Memorial)	2-25-14
6	Travis Creel, USM (UAB)	4-27-13
6	Tyler Huelsing, MEM (MAR)	4-3-10
6	Dustin Harrington, ECU (Monmouth)	3-21-10
6	Rob Segedin, TLN (NW State)	3-12-08
6	Adam Amar, MEM (ECU)	5-20-06
6	Nate Fish, CIN (Miami-Ohio)	4-24-02
6	Steve Shirley, TLN (USF)	5-12-00
6	Kevin Youkilis, CIN (Dayton)	5-2-00
6	Anthony Snowell, CIN (SLU)	5-7-99
5	99 tied with	

Most Recent: Chase Davis, UAB (USM) 5-20-15

SEASON

118	Andy Cannizaro, TLN	2001
109	Jarrett Hoffpauir, USM	2004

108	Dustin Carr, HOU	1997
106	Michael Artman, USM	1999
106	Bo Robinson, CHA	1998
106	Chris Heintz, USF	1996
106	Goefrey Tomlinson, HOU	1997

RUNS BATTED IN GAME

10	Shayne Carnes, UAB (Alabama State)	3-17-98
9	Bill Moss, MEM (Illinois State)	3-14-07
9	Daniel Uggl, MEM (Eastern Ill.)	3-14-01
8	Tyler Huelsing, MEM (MAR)	4-3-10
8	Anthony Rendon, RICE (California)	3-13-10
8	Dustin Kingsbury, HOU (CIN)	4-3-05
8	Josh Payne, MEM (UT-Martin)	4-2-03
8	Corey Hinton, CIN (Dayton)	3-31-99
8	Craig House, MEM (Army)	3-1-98
8	Mickey McKee, TUL (USM)	5-9-98
8	B.J. Huff, UAB (SLU)	3-15-96
8	James Matan, CHA (MEM)	4-20-96

SEASON

100	Bo Robinson, CHA	1998
96	Jake Gautreau, TLN	2001
95	James Matan, CHA	1998
95	Chris Heintz, USF	1996
92	Jarrett Hoffpauir, USM	2004

DOUBLES GAME

4	Shane Brown, UCF (TLN)	5-21-10
4	Diego Seastrunk, RICE (TAMUCC)	3-12-08
4	Dave DiNatale, UCF (Monmouth)	3-3-06
4	Brad Willcutt, USM (HOU)	5-21-05
4	Jamie Paige, ECU (CIN)	4-17-04
4	Jarrett Hoffpauir, USM (SE La.)	4-24-02
4	Brian Hughes, TLN (Centenary)	4-8-98
3	53 tied with	

Most Recent: CJ Chatham, FAU (WKU) 5-14-15

SEASON

34	Ryan Norwood, ECU	2004
34	Andy Cannizaro, TLN	2001
32	Bo Robinson, CHA	1998
32	Dustin Carr, HOU	1997
29	Rob Segedin, TLN	2010
29	Ryan Keedy, UAB	2008
29	Brian Friday, RICE	2007
29	Brian Hughes, TLN	1998
29	Goefrey Tomlinson, HOU	1997
29	Bo Robinson, CHA	1997

TRIPLES GAME

2	Billy Endris, FAU (UAB)	5-2-15
2	Daniel Keating, USM (FIU)	3-15-15
2	Ashford Furmer, HOU (Harvard)	3-20-13
2	Frankie Ratcliff, Houston (RICE)	4-19-13
2	Kameron Brunty, USM (Coll. of Charleston)	3-18-11
2	Keith DePew, UAB (Cleveland State)	3-4-11
2	Kurt Lipton, MAR (Coppin State)	4-21-10
2	Adam Yeager, MAR (Rice)	3-22-08
2	Brian Dozier, USM (South Alabama)	3-21-06
2	Warren McFadden, TLN (Penn State)	2-18-06
2	Kevin Roberts, HOU (Texas A&M)	2-13-05
2	LaFringe Hayes, CIN (Cleveland State)	3-4-05
2	Patrick Breen, HOU (Texas Tech)	3-23-04
2	Marc Maddox, USM (Indiana State)	3-5-04
2	Jeff Baisley, USF (Central Michigan)	2-28-04
2	Mike Budak, LOU (Cleveland St.)	3-12-02
2	Mark Jurich, LOU (Vanderbilt)	2-23-02
2	Greg Wooley, USM (USF)	3-23-00
2	Doug Lorenz, LOU (UAB)	5-16-99
2	Mike Medrano, HOU (TLN)	3-15-98
2	Doug Lorenz, LOU (CHA)	5-1-98
2	Scott Cheek, USM (New Orleans)	3-4-98
2	Brett Bredenstener, SLU (W. Illinois)	3-20-97
2	Darin Cissel, SLU (Bradley)	3-5-97
2	B.J. Huff, UAB (SLU)	3-15-96
2	Kelly Ray, UAB (Alabama State)	4-11-96

SEASON

11	Corey Lane, CHA	2005
11	B.J. Huff, UAB	1996

8	Frankie Ratcliff, HOU	2013
8	Joey Anderson, CHA	1996
7	Isaac Ballou, MAR	2011
7	Joel Ansley, HOU	2010
7	Kurt Lipton, MAR	2010
7	Anthony Scelfo, TLN	2008
7	Tyler Henley, RICE	2006
7	LaFringe Hayes, CIN	2005
7	Chris Meeks, TCU	2003
7	Mike Barclay, USF	2002
7	Doug Lorenz, LOU	1999
7	Bubba Pfister, CHA	1999
7	Doug Lorenz, LOU	1998
7	Gio Cafaro, USF	1996

HOME RUNS GAME

3	Edwin Rios, FIU (CHA)	3-21-15
3	Anthony Rendon, RICE (Rider)	6-5-10
3	Austin Gracey, HOU (UTSA)	4-13-10
3	Tyler Huelsing, MEM (MAR)	4-3-10
3	Jamie Bruno, TLN (UCF)	4-11-09
3	Jake Stewart, HOU (UAB)	4-18-08
3	Nate Lape, MAR (Dayton)	4-1-08
3	Corey Kemp, ECU (HOU)	3-22-08
3	Brendan Murphy, MAR (Eastern Ky.)	5-3-06
3	Adam Amar, MEM (TLN)	3-23-06
3	Trey Cuevas, USM (Illinois State)	3-5-06
3	Nathan Southard, TUL (HOU)	5-28-05
3	Austin Adams, TCU (CHA)	4-23-05
3	Jon Greenwich, SLU (Eastern Illinois)	3-30-04
3	Steve Pickerell, CIN (Xavier)	4-29-03
3	Josh Payne, MEM (UT-Martin)	4-2-03
3	Jake Duncan, TCU (Oklahoma)	3-4-03
3	Joe List, CIN (USF)	4-12-02
3	Chris Hamblen, CIN (MEM)	3-31-02
3	Allen Winningham, USM (TCU)	3-15-02
3	Kevin Youkilis, CIN (Toledo)	5-2-01
3	Daniel Uggl, MEM (Eastern Ill.)	3-14-01
3	J.P. Woodward, HOU (LOU)	3-20-99
3	James McAuley, LOU (UAB)	5-15-99
3	Nick Crocker, SLU (Bradley)	3-3-99
3	Jason Sparks, TLN (CHA)	3-21-99
3	Shayne Carnes, UAB (Alabama State)	3-17-98
3	Scott Heller, CIN (Marshall)	5-5-98
3	Craig House, MEM (Army)	3-1-98
3	Jason Lovell, MEM (CIN)	4-25-98
3	Jeremy Albritton, USM (Kentucky)	2-22-98
3	Mike Pursell, TLN (LSU)	3-3-98
3	Mickey McKee, TLN (USM)	5-9-98
3	Jeff Bell, UAB (CHA)	5-15-96
3	James Matan, CHA (MEM)	4-20-96
3	Chris Heintz, USF (N.C. State)	5-23-96

SEASON

30	Jason Sparks, TLN	1998
27	James Matan, CHA	1998
26	Anthony Rendon, RICE	2010
23	Jeff Cook, USM	2003
23	Clint King, USM	2003
23	Chad Sutter, TLN	1999
23	Shayne Carnes, UAB	1998
23	Chad Sutter, TLN	1997

TOTAL BASES GAME

15	Tyler Huelsing, MEM (MAR)	4-3-10
14	Austin Adams, TCU (CHA)	4-23-05
14	Jon Greenwich, SLU (Eastern Illinois)	3-30-04
14	Clayton McCullough, ECU (N.Y. Tech)	2-22-02
14	Jason Lovell, MEM (CIN)	4-25-98
13	11 tied with	

Most Recent: Anthony Rendon, RICE (Rider) 6-5-10

SEASON

209	James Matan, CHA	1998
199	Bo Robinson, CHA	1998
196	Clint King, USM	2003
194	James Jurries, TLN	1999
191	Jake Gautreau, TLN	2001



STOLEN BASES

GAME		
6	Josh Hoffpauir, USM (CIN)	4-29-00
5	Josh Prince, TLN (UCF)	4-21-09
5	Adam Yeager, MAR (Tulane)	5-18-08
5	Mitch Jones, UAB (Alabama State)	2-13-00
4	Nick Boulosa, TLN (Jackson State)	4-27-11
4	Jamal Austin, UAB (Jacksonville State)	3-1-11
4	Joel Ansley, HOU (UAB)	5-1-10
4	Jamal Austin, UAB (Eastern Illinois)	3-6-10
4	Nick Crawford, UAB (Alabama)	3-24-09
4	Harrison Eldridge, ECU (VCU)	3-11-08
4	Tyson Auer, UCF (Michigan State)	3-6-07
4	Ryan Wood, ECU (UCF)	5-12-07
4	Tony Giarratano, TLN (New Orleans)	4-1-03
4	Michael Bourn, HOU (USF)	5-5-02
4	Michael Bourn, HOU (TLN)	3-24-02
4	Andy Cannizaro, TUL (UAB)	4-29-01
4	Gio Cafaro, USF (CIN)	4-2-96
4	Gio Cafaro, USF (UAB)	5-12-96

SEASON

55	Will Smith, UAB	2000
52	Andy Cannizaro, TLN	2001
50	Gio Cafaro, USF	1996
48	Josh Prince, TLN	2009
48	Jonny Kaplan, TLN	2003

WALKS

GAME		
5	Josh Vidales, HOU (Texas Southern)	4-16-13
5	Trey Cuevas, USM (Miss. State)	4-22-08
5	J.P. Woodward, HOU (Rice)	5-28-00
5	Will Smith, UAB (Alabama State)	2-13-00
5	Johnny Raburn, USF (Stetson)	2-8-00
5	Gerald Parr, CHA (Howard)	2-28-98
5	Bo Robinson, CHA (Howard)	2-23-96
4	72 tied with	
<i>Most Recent:</i> Logan Kinder, UTSA (ODU)4-10-15		

SEASON

80	Anthony Rendon, RICE	2011
68	Ross Gload, USF	1996
65	Anthony Rendon, RICE	2010
64	Gerald Parr, CHA	1998
63	Kevin Youkilis, CIN	2000
61	Kyle Roller, ECU	2010
61	Craig Tewes, CIN	1999

STRIKEOUTS

GAME		
5	D.J. Hicks, UCF (Boston College)	2-25-12
5	Brett Bowen, MEM (Ole Miss)	3-18-09
5	K.K. Chalmers, MEM (Middle Tennessee)	4-23-08
5	Jared Dyer, TLN (UAB)	3-28-08
5	Matt Helm, MAR (TUL)	3-23-07
5	Bryan Hierlmeier, USF (ECU)	4-4-03
5	Chris Hesse, USM (MEM)	3-14-97
5	Jason Dellaero, USF (Florida)	5-25-96
4	several tied with	

SEASON

81	Jake Ingold, MT	2015
73	Ryan Frith, USM	2004
69	Rick Hague, RICE	2009
68	Matt Womble, UAB	2002
68	Dan DeMent, UAB	2000

SLUGGING PERCENTAGE

SEASON		
.850	Chris Duffy, UCF	2010
.846	Jason Sparks, TLN	1998
.839	Shayne Carnes, UAB	1998
.823	Ryan Jones, ECU	2004
.813	James Matan, CHA	1998

ON-BASE PERCENTAGE

SEASON		
.549	Kevin Youkilis, CIN	2001
.547	Chad Zurcher, MEM	2011
.541	Shane Brown, UCF	2010
.539	Chris Duffy, UCF	2010
.530	Anthony Rendon, RICE	2010

SACRIFICE HITS

SEASON		
21	Nick Crawford, UAB	2008

16	Zak Presley, HOU	2009
15	Nick Crawford, UAB	2010
15	Keith Barnes, UAB	2000
14	Keith DePew, UAB	2011
14	Cat Everett, TLN	2007
14	Brian Friday, RICE	2007
14	Alex Bryant, CHA	2005
14	Chris Lane, CHA	2005
14	Bily Richardson, ECU	2004
14	Kevin Wilson, CIN	2000

SACRIFICE FLIES

SEASON		
14	Chris Heintz, USF	1996
12	Jarrett Hoffpauir, USM	2004
10	D.J. Hicks, UCF	2012
9	Jeremy Schaffer, TLN	2009
9	Nate Lape, MAR	2008
8	12 tied with	
<i>Most Recent:</i> Aramis Garcia, FIU		
		2014

HIT BY PITCH

SEASON		
35	Ronnie Richardson, UCF	2012
28	Michael Sterling, USM	2012
25	Aaron Luna, RICE	2006
24	Kyle Roller, ECU	2009
22	six tied with	
<i>Most Recent:</i>		
	Shane Brown, UCF	2010

PITCHING

MOST WINS

SEASON		
15	Lance Broadway, TCU	2005
13	Eddie Degerman, RICE	2006
13	Brian Bogusevic, TLN	2005
13	Brad Sullivan, HOU	2002
13	Kyle Crowell, HOU	2000
13	Jared Berkowitz, TLN	1999
13	Josh Bobbitt, TLN	1998
12	Blake Fox, RICE	2014
12	Brad Lincoln, HOU	2006
12	Micah Owings, TLN	2005
12	John Maine, CHA	2001
12	Jared Berkowitz, TLN	2000
12	Scott Glaser, USF	1999
12	Scott Glaser, USF	1996
12	Jason Navarro, TLN	1997

EARNED RUN AVERAGE

SEASON (min. 1.0 IP per team game)		
1.09	Mike Franco, FIU	2014
1.21	Carlos Fernandez, LOU	2003
1.38	Blake Fox, RICE	2014
1.55	Chase Mallard, UAB	2014
1.56	James McMahon, USM	2015
1.57	Brad Mincey, ECU	2011
1.62	Lance Broadway, TCU	2005
1.69	Brad Lincoln, HOU	2006
1.71	She Maness, ECU	2011
1.72	Matt Ditman, RICE	2014
1.76	Aaron Luna, RICE	2014
1.81	Ryan Williams, ECU	2014
1.82	Cole St. Clair, RICE	2006
1.82	Brad Sullivan, HOU	2002
1.89	Zac Curtis, MT	2014
1.92	Andy Smithmyer, ECU	2012
1.93	Ryan Wagner, HOU	2003

INNINGS PITCHED

GAME		
11.0	Chad Harville, MEM (SLU)	4-12-97
10.0	Seth Maness, ECU (Rutgers)	3-18-11
10.0	Brad Lincoln, HOU (SLU)	5-7-05
10.0	Brad Sullivan, HOU (ECU)	3-14-03
10.0	Beau Richardson, TLN (MEM)	5-19-01
10.0	Zach Treadway, CHA (USF)	5-6-01
10.0	Brad Wehrfritzt, SLU v. (Tenn.-Martin)	5-1-01
10.0	Mike Heis, CIN (Kentucky)	5-5-99
10.0	Jason Stanford, CHA (UAB)	4-24-99
9.2	Jeff Hoffman, ECU (TLN)	4-12-13
9.2	B.J. Borsa, CIN (SLU)	5-18-02
9.2	Jonathan Leicester, MEM (USM)	3-17-00

9.1	Austin Orewiler, RICE (Houston)	5-31-15
9.1	Richie Navari, LT (RICE)	4-12-14
9.1	Kevin McCanna, RICE (ODU)	3-8-14
9.1	Jeremy Slone, MAR (TLN)	5-7-06

SEASON

138.1	Kyle Crowell, HOU	2000
134.1	John Maine, CHA	2001
130.2	Eddie Degerman, RICE	2006
130.1	Brian Bogusevic, TLN	2005
129.2	Micah Owings, TLN	2005

NO-HITTERS

Mitch Houck, Austin Hudson, UCF (Wagner)	3-17-08
J.R. Crowel, Billy Mohl, Daniel Latham, TLN (Nicholls State)	4-26-05
Ricky Brooks, ECU (Memphis)	4-24-05
Cliff Russum, USM (Eastern Illinois)	3-13-04
Josh Bobbitt, TLN (New York Tech) (7 inn.)	3-8-98

FEWEST HITS

GAME (min. 9 inn. pitched)		
1	Sam Moll, MEM (MAR)	4-7-12
1	Ricky Brooks, ECU (CHA)	3-26-05
1	Jason Tourangeau, ECU (HOU)	5-21-03
1	Austin Faught, HOU (UAB)	4-7-01
1	Brian Bentley, LOU (USF)	3-28-99
1	Shane Nance, HOU (USM)	4-30-98
1	Jason Stanford, CHA (SLU)	4-18-98
2	Ryan Berry, RICE (Texas A&M)	3-1-09
2	Matt Johnson, CHA (SLU)	5-13-01
2	Andre Parks, UAB (LOU)	5-4-01
2	Shane Nance, HOU (SLU)	5-22-99
2	Jared Berkowitz, TLN (HOU)	4-17-99
2	Henry Bonilla, TLN (MEM)	4-23-99
2	Jason Fortenberry, USM (SLU)	4-25-98
2	Reggie Wheat, USM (South Ala.)	3-12-96
2	Jason Navarro, TLN (SLU)	5-3-97

SEASON (1.0 IP per team game)

39	Cole St. Clair, RICE	2006
39	Ryan Wagner, HOU	2003
42	Carlos Fernandez, LOU	2003
44	Chad Harville, MEM	1996
47	John Simms, RICE	2012

MOST STRIKEOUTS

GAME		
17	Derek Hankins, MEM (Murray State)	2-28-04
17	Chad Harville, MEM (CIN)	5-2-97
16	Jeff Hoffman, ECU (MT)	4-17-14
16	Dan Langfield, MEM (Kennesaw State)	2-25-11
16	Brad Sullivan, HOU (SLU)	4-18-03
16	Brad Sullivan, HOU (MEM)	4-12-02
16	Josh Bobbitt, TLN (New York Tech)	3-8-98
16	Mike Ruhman, SLU (Westminster)	3-28-96

SEASON

172	Eddie Degerman, RICE	2006
157	Brad Sullivan, HOU	2002
154	Brad Sullivan, HOU	2003
152	Brad Lincoln, HOU	2006
151	Lance Broadway, TCU	2005

COMPLETE GAMES

SEASON		
9	Corey Lawson, SLU	2002
7	Chad Harville, MEM	1997
6	B.J. Borsa, CIN	2002
6	Jason Stanford, CHA	1999
6	Brannon Player, CHA	1997

SHUTOUTS

SEASON		
4	Craig House, MEM	1999
3	Chase Joiner, MEM	2012
3	Matthew Reckling, RICE	2012
3	Lance Broadway, TCU	2005
3	Brad Sullivan, HOU	2002
3	Kyle Crowell, HOU	2000

SAVES

SEASON		
18	Tyler Conn, USM	2008
16	Brandon Belanger, TLN	1999
15	Ryan Wagner, HOU	2003
14	Drew Reynolds, ECU	2013
14	Zech Lemond, RICE	2013



14	Nick Pepitone, TLN	2011
14	Shane Mathews, ECU	2007
14	Daniel Latham, TLN	2005

APPEARANCES

SEASON		
41	Joey Livingston, USF	2002
41	Brandon Belanger, TLN	1999
40	Steven Boyles, USF	1996
39	Shane Mathews, ECU	2007
39	Joey Charron, TLN	2003
39	Tyler Kee, USM	1999

GAMES STARTED

SEASON		
20	Ryan Berry, RICE	2007
20	John Maine, CHA	2001
20	Scott Glaser, USF	1997
19	Eddie Degerman, RICE	2006
19	Micah Owings, TLN	2005
19	David Austen, USF	2003
19	Zach Jackson, LOU	2003
19	Brad Sullivan, HOU	2003
19	Kyle Crowell, HOU	2000
19	Shane Nance, HOU	1999

OPPOSING BATTING AVERAGE

SEASON		
.147	Ryan Wagner, HOU	2003
.176	David Napoli, TLN	2013
.177	Brad Sullivan, HOU	2002
.185	Nathan Mitchell, HOU	2002
.187	Matthew Reckling, RICE	2012

FIELDING

PUTOUTS

GAME		
26	Marc Maddox, USM (La.-Monroe)	5-3-05
23	Connor Tekyl, RICE (Houston)	5-31-15
23	Tim Lynch, USM (South Alabama)	4-29-15
23	J.P. Woodward, HOU (Baylor)	2-21-99

SEASON		
605	J.T. Chargois, RICE	2011
598	J.P. Woodward, HOU	2000
596	Ross Gload, USF	1996
594	Joey Archer, USM	2009
582	Michael Aubrey, TUL	2003
582	Mike Eylward, USF	2001

ASSISTS

GAME		
12	Paul Miles, SLU (Murray State)	3-10-00
11	Michael Sterling, USM (South Alabama)	4-29-15
11	Bradley Roney, USM (MAR)	3-15-14
11	Dan Harness, UAB (SLU)	4-12-98
10	17 tied with; <i>Most Recent:</i> Blake Kelso, HOU (MAR)	5-15-08

SEASON		
249	Brian Friday, RICE	2007
221	Ford Stainback, RICE	2013
219	Eric McMaster, USM	1999
219	Jared Martin, USM	1997
215	Ryan Metcalf, UAB	2006
215	Aaron Melebeck, HOU	2000

ERRORS

GAME		
5	Ryan Wood, ECU (Southern Miss)	4-5-08
5	Matt Baltz, USM (Alabama)	3-24-98
4	Rick Hague, RICE (Texas A&M)	4-20-10
4	John Frost, UAB (Alabama State)	3-30-10
4	Stuart Musslewhite, TCU (Oklahoma)	4-12-05
4	Patrick Valdez, SLU (Bradley)	3-24-04
4	Brandon Shockley, SLU (Tenn. Tech)	2-28-99
4	Mike Eylward, USF (Florida St.)	3-2-99
4	Chris Reimers, UAB (LOU)	5-14-99
3	several tied with	

SEASON		
34	CorEy Reimers, UAB	1999
33	Brandon Shockley, SLU	1999
30	Chase Jensen, HOU	2011
29	Ryan Hirsch, SLU	1998
29	Jason Dellaero, USF	1996

TEAM RECORDS - ALL GAMES

MOST WINS

OVERALL		
57	Rice	2006
56	Rice	2007
56	Tulane	2005
56	Tulane	2001
51	East Carolina	2004

MOST GAMES PLAYED

70	Rice (56-14)	2007
70	Rice (57-13)	2006
69	Tulane (56-13)	2001
68	Tulane (56-12)	2005
66	Houston (42-24)	2008
66	Houston (48-18)	2000
66	USF (47-19)	1996

BATTING

BATTING AVERAGE

SEASON		
.343	UCF	2010
.340	Tulane	1998
.339	East Carolina	2009
.338	Tulane	2001
.332	Charlotte	1998

OFFICIAL AT-BATS

GAME		
74	Houston (Baylor)	2-21-99
73	Memphis (Evansville)	3-7-99
70	Rice (Houston)	5-31-15
63	USF (Florida)	2-25-03
60	USF (CIN)	4-22-00

SEASON		
2499	Tulane (69 games)	2001
2448	USF (66 games)	1996
2412	Rice (70 games)	2007
2401	East Carolina (66 games)	2009
2383	USF (63 games)	1997

RUNS SCORED

GAME		
32	East Carolina (CIN)	4-17-04
30	East Carolina (N.C. Central)	3-26-10
30	TCU (LOU)	5-16-03
29	UCF (UAB)	4-24-09
28	Tulane (CHA)	3-22-98
27	TCU (CHA)	4-23-05
26	Rice (California)	3-13-10
26	Southern Miss (UCF)	3-28-09
26	East Carolina (Norfolk State)	3-18-09
26	East Carolina (UCF)	3-20-09
26	Rice (MAR)	5-18-06
26	USF (Bethune-Cookman)	2-26-02
26	USF (UAB)	5-1-99

SEASON		
639	Tulane (69 games)	2001
593	Tulane (63 games)	1998
586	USF (66 games)	1996
568	Tulane (65 games)	1999
565	East Carolina (66 games)	2009
565	Charlotte (62 games)	1998

HITS

GAME		
35	TCU (LOU)	5-16-03
34	East Carolina (CIN)	4-17-04
31	Marshall (Florida A&M)	2-14-15
29	Houston (MEM)	4-3-99
28	East Carolina (Delaware State)	5-13-11
28	UCF (Hartford)	3-14-10
28	UCF (UAB)	4-24-09
28	Houston (USM)	4-14-06
28	Southern Miss (SE La.)	4-24-02
28	Tulane (CHA)	3-22-98

SEASON

844	Tulane (69 games)	2001
814	East Carolina (66 games)	2009
792	USF (66 games)	1996
783	USF (63 games)	1997
766	Tulane (63 games)	1998

RUNS BATTED IN

GAME		
32	East Carolina (CIN)	4-17-04
28	East Carolina (N.C. Central)	3-26-10
28	TCU (LOU)	5-16-03
27	Tulane (CHA)	3-22-98
26	UCF (UAB)	4-24-09
26	Rice (MAR)	5-18-06
25	East Carolina (Norfolk State)	3-18-09
25	Southern Miss (UCF)	3-28-09
25	TCU (CHA)	4-23-05
25	USF (Bethune-Cookman)	2-26-02
25	USF (UAB)	4-30-99

SEASON		
587	Tulane (69 games)	2001
536	Tulane (63 games)	1998
532	Rice (63 games)	2010
523	East Carolina (66 games)	2009
520	Tulane (65 games)	1999

DOUBLES

GAME		
11	Rice (Memphis)	4-15-06
11	East Carolina (UAB)	5-13-05
10	UCF (Monmouth)	3-3-06
10	Southern Miss (SE. La.)	4-24-02
10	Southern Miss (CIN)	3-23-02
10	Memphis (Tenn.-Martin)	4-24-01
10	Saint Louis (Western Illinois)	3-14-99
9	19 tied with	
	<i>Most Recent:</i> Memphis (UT Martin)	3-19-13

SEASON		
168	Tulane (63 games)	1998
164	Tulane (68 games)	2005
162	Rice (70 games)	2006
157	Houston (66 games)	2000
156	Charlotte (62 games)	1998

TRIPLES

GAME		
4	Florida Atlantic (WKU)	5-14-15
4	Cincinnati (Cleveland State)	3-4-05
4	UAB (LOU)	4-5-98
4	Louisville (Toledo)	3-1-98
3	22 tied with	
	<i>Most Recent:</i> Marshall (Florida A&M)	2-14-15

SEASON		
29	Charlotte (54 games)	2005
28	Louisville (55 games)	1998
27	USF (66 games)	1996
25	UAB (58 games)	2007
25	Louisville (56 games)	1999

HOME RUNS

GAME		
9	TCU (CHA)	4-23-05
8	Cincinnati (USF)	4-12-02
8	Tulane (CIN)	3-28-99
8	UAB (CIN)	4-26-97
7	11 tied with	
	<i>Most Recent:</i> Tulane (UCF)	4-11-09

SEASON		
128	Tulane (65 games)	1999
105	Tulane (63 games)	1998
108	East Carolina (6 games)	2009
100	East Carolina (64 games)	2004
96	Rice (63 games)	2010

STOLEN BASES

GAME		
10	Houston (MEM)	3-24-01
10	UAB (HOU)	3-31-00
10	Houston (UAB)	5-3-97
9	UAB (Jacksonville State)	3-3-09
9	Southern Miss (LOU)	3-31-96
9	Southern Miss (CIN)	3-15-97

SEASON

164	UAB (60 games)	2000
152	Houston (63 games)	1997
146	Tulane (69 games)	2001
137	Charlotte (59 games)	1996
116	Tulane (63 games)	2002

TOTAL BASES

GAME		
59	TCU (CHA)	4-23-05
55	TCU (LOU)	5-16-03
51	East Carolina (Norfolk State)	3-18-09
51	UCF (UAB)	4-24-09
49	Marshall (Florida A&M)	2-14-15

SEASON

1310	East Carolina (66 games)	2009
1297	Tulane (65 games)	1999
1269	Tulane (63 games)	1998
1268	USF (66 games)	1996
1263	Tulane (69 games)	2001

WALKS

GAME		
19	UCF (LIU Brooklyn)	2-17-12
19	Tulane (Jackson State)	3-28-06
17	Saint Louis (Eastern Illinois)	3-30-04
17	Charlotte (Howard)	2-23-96
16	4 tied with	
	Most Recent: UAB (Alabama State)	2-12-00

SEASON

340	USF (66 games)	1996
331	Tulane (68 games)	2005
323	Charlotte (62 games)	1998
321	Louisville (56 games)	1999
320	Rice (63 games)	2010
319	Tulane (69 games)	2001

STRIKEOUTS

GAME		
20	Houston (Baylor)	2-21-99
19	Memphis (HOU)	4-23-02
19	Memphis (HOU)	4-12-02
18	Middle Tennessee (FAU)	3-20-15
18	UCF (Miami, Fla.)	3-6-13
18	East Carolina (RICE)	4-8-11
18	UAB (HOU)	3-31-00
18	Southern Miss (LSU)	2-19-99
18	Tulane (Southwestern La.)	3-19-97

SEASON

500	Memphis (58 games)	2001
483	UAB (60 games)	2000
477	USF (66 games)	1996
468	Memphis (53 games)	2002
468	UAB (56 games)	2002

SLUGGING PERCENTAGE

SEASON		
.563	Tulane	1998
.561	Tulane	1999
.546	East Carolina	2009
.545	Charlotte	1998
.538	UCF	2010

ON-BASE PERCENTAGE

SEASON		
.435	UCF	2010
.433	Tulane	1998
.422	Southern Miss	2010
.421	Charlotte	1998
.419	Tulane	2001

HIT BY PITCH

SEASON		
112	Rice	2006
101	Southern Miss	2010
96	UCF	2010
93	Rice	2007
91	Charlotte	2000

PITCHING

EARNED RUN AVERAGE

SEASON		
2.29	FIU	2014
2.50	Rice	2014
2.67	East Carolina	2011
2.83	Rice	2013
2.84	UTSA	2014
2.85	Rice	2012
2.87	UAB	2014
3.01	East Carolina	2014
3.04	Rice	2007
3.05	Memphis	2013

INNINGS PITCHED

GAME		
22.0	Houston (Baylor)	2-21-99
21.0	Memphis (Evansville)	3-7-99
20.0	Rice (Houston)	5-31-15
17.0	Southern Miss (South Alabama)	4-29-15
17.0	Rice (ODU)	3-8-14
17.0	Rice (Hawai'i)	2-22-13
17.0	Cincinnati (Kentucky)	5-5-99
16.1	Old Dominion (RICE)	3-8-14
16.0	UCF (Monmouth)	3-9-08
16.0	Houston (MEM)	4-23-06
16.0	Cincinnati (USF)	4-22-00
16.0	USF (CIN)	4-22-00

SEASON

625.2	Rice (70 games)	2007
619.0	Tulane (69 games)	2001
618.2	Rice (70 games)	2006
602.0	Tulane (68 games)	2005
598.1	Rice (64 games)	2013

STRIKEOUTS

GAME		
21	Houston (SLU)	5-7-05
19	East Carolina (Michigan)	3-17-07
19	TCU (Manhattan)	3-4-05
19	Houston (Memphis)	4-13-02
19	Houston (Memphis)	4-12-02
19	Memphis (Evansville)	3-7-99
18	Florida Atlantic (MT)	3-20-15
18	East Carolina (WKU)	2-28-14
18	Rice (ECU)	4-8-11
18	UCF (Monmouth)	3-9-08
18	UCF (Northeastern)	3-7-07
18	East Carolina (Elon)	3-5-03
18	Houston (UAB)	3-31-00
18	Tulane (Southeastern La.)	3-4-98

SEASON

653	Rice (70 games)	2006
579	Tulane (68 games)	2005
569	Tulane (63 games)	1996
552	Rice (62 games)	2008
552	Rice (70 games)	2007

SAVES

SEASON		
22	Houston (66 games)	2008
22	Rice (70 games)	2006
22	Tulane (68 games)	2005
21	Rice (70 games)	2007
20	Southern Miss (60 games)	2014
20	Tulane (58 games)	2013
20	East Carolina (61 games)	2012
20	Southern Miss (64 games)	2008

OPPOSING BATTING AVERAGE

SEASON		
.217	Rice (60 games)	2012
.225	Rice (64 games)	2013
.228	Rice (70 games)	2006

.231	Rice (62 games)	2014
.236	Rice (70 games)	2007

COMPLETE GAMES

SEASON		
14	Louisville (61 games)	2001
12	Tulane (60 games)	2001
12	Charlotte (57 games)	1999
12	Charlotte (57 games)	1997
11	Charlotte (52 games)	2000

SHUTOUTS

SEASON		
14	FIU (56 games)	2014
10	Southern Miss (55 games)	2015
9	East Carolina (62 games)	2011
9	East Carolina (64 games)	2004
8	Rice (60 games)	2012
8	Rice (70 games)	2007
8	Tulane (68 games)	2005
8	TCU (61 games)	2005
8	Tulane (62 games)	2004

FIELDING

PUTOUTS

GAME		
66	Houston (Baylor)	2-21-99
63	Memphis (Evansville)	3-7-99
51	Southern Miss (South Alabama)	4-29-15
51	Rice (ODU)	3-8-14
51	Rice (Hawai'i)	2-22-13
51	Cincinnati (Kentucky)	5-5-99

SEASON

1877	Rice (70 games)	2007
1856	Rice (70 games)	2006
1806	Tulane (68 games)	2005
1795	Rice (64 games)	2013
1793	Houston (66 games)	2000

ASSISTS

GAME		
35	Memphis (Evansville)	3-7-99
30	Southern Miss (Louisiana-Monroe)	5-3-05
29	Houston (Baylor)	2-21-99
28	Southern Miss (South Alabama)	4-29-15
27	UAB (SLU)	4-12-98

SEASON

821	Rice (70 games)	2007
816	Rice (64 games)	2013
780	Southern Miss (63 games)	1999
773	Rice (70 games)	2006
767	Southern Miss (70 games)	2009

ERRORS

GAME		
9	TCU (Oklahoma)	4-12-05
9	UAB (LOU)	5-14-99
9	Saint Louis (Fontbonne)	4-9-98
8	Memphis (TCU)	3-19-04
8	UAB (Samford)	3-9-04
8	Tulane (George Washington)	2-13-98

SEASON

127	Saint Louis (48 games)	1998
125	UAB (53 games)	1999
112	Saint Louis (58 games)	1999
112	Southern Miss (60 games)	1996
111	Memphis (55 games)	2005
111	Charlotte (59 games)	1998

DOUBLE PLAYS

GAME		
7	Memphis (Murray State)	4-11-06

SEASON

84	Southern Miss (60 games)	2010
84	Rice (70 games)	2007
83	Southern Miss (70 games)	2009
81	Southern Miss (58 games)	2011
80	Southern Miss (63 games)	1999

INDIVIDUAL RECORDS - C-USA GAMES

BATTING

BATTING AVERAGE SEASON

.476	Jarro Bitter, HOU	1999
.467	Brian Friday, RICE	2006
.459	Adam Amar, MEM	2006
.452	Chad Mazingo, RICE	2010
.451	Goefrey Tomlinson, HOU	1997

OFFICIAL AT BATS GAME

8	Tim Lynch, USM (ECU)	5-10-14
8	Jordan Negrini, ODU (RICE)	3-8-14
8	Keenan Cook, RICE (ODU)	3-8-14
8	Ford Stainback, RICE (ODU)	3-8-14
8	Will Petersen, MEM (HOU)	4-23-06
8	Jamie Paige, ECU (CIN)	4-17-04
8	Jake Duncan, TCU (LOU)	5-16-03
8	Ryan Minges, CIN (USF)	4-22-00
8	Kevin Youkilis, CIN (USF)	4-22-00
8	Chris Cuccia, USF (CIN)	4-22-00
8	Ben Drawdy, USF (CIN)	4-22-00
7	78 tied with	

SEASON

142	Jamie Paige, ECU	2004
137	Stuart Musslewhite, TCU	2005
133	Jake Duncan, TCU	2003
132	Jesse Baker, UTSA	2015
131	P.J. Higgins, ODU	2015

RUNS SCORED

6	D.J. Hicks, UCF (UAB)	4-24-09
6	Aaron Luna, RICE (MAR)	5-18-06
5	Jack Reinheimer, ECU (UCF)	3-25-12
5	Kyle Roller, ECU (MEM)	5-16-08
5	Drew Carson, USM (MEM)	5-9-08
5	Anthony Scelfo, TLN (MEM)	4-26-08
5	K.K. Chalmers, MEM (UCF)	5-12-06
5	Danny Sawyer, UAB (UCF)	4-23-06
5	Austin Adams, TCU (CHA)	4-23-05
5	Mark Minicozzi, ECU (CIN)	4-17-04
5	Terry Trofholz, TCU (LOU)	5-16-03
5	Andy Cannizaro, TLN (CHA)	4-8-01
5	Anthony Snowell, CIN (SLU)	5-5-99
5	Mike Pursell, TLN (CHA)	3-22-98
5	Joey Anderson, CHA (LOU)	5-16-96
5	Chris Heintz, USF (CIN)	4-14-96
4	96 tied with	

SEASON

46	Ryan Jones, ECU	2004
46	James Jurries, TLN	2002
43	Ross Gload, USF	1997
42	James Jurries, TLN	1999
42	Brandon Caraway, HOU	1998

HITS

7	Jamie Paige, ECU (CIN)	4-17-04
6	Ryan Church, WKU (FIU)	4-19-15
6	Travis Creel, USM (UAB)	4-27-13
6	Tyler Huelsing, MEM (MAR)	4-3-10
6	Billy Richardson, ECU (CIN)	4-17-04
6	Steve Shirley, TLN (USF)	5-12-00
6	Kevin Youkilis, CIN (SLU)	3-17-00
6	Anthony Snowell, CIN (SLU)	5-5-99
5	44 tied with; <i>Most Recent:</i> Brett Netzer, Charlotte	5-9-15

SEASON

57	Jamie Paige, ECU	2004
52	Travis Tully, HOU	2005
52	Terry Trofholz, TCU	2002
51	Ryan Norwood, ECU	2004
50	six tied with	

RUNS BATTED IN

8	Dustin Kingsbury, HOU (CIN)	4-3-05
8	Mickey McKee, TLN (USM)	5-9-98

8	B.J. Huff, UAB (SLU)	3-15-96
8	James Matan, CHA (MEM)	4-20-96
7	21 tied with; <i>most recently:</i> Andrew Garner, TLN (UCF)	5-11-13

SEASON

54	Brad Willcutt, USM	2005
50	Bo Robinson, CHA	1998
46	Jake Gautreau, TLN	2001
46	Chris Heintz, USF	1996
45	Shayne Carnes, UAB	1998

DOUBLES

4	Brian Friday, RICE (MEM)	5-15-06
4	Brad Willcutt, USM (HOU)	5-21-05
4	Jamie Paige, ECU (CIN)	4-17-04
3	31 tied with; <i>Most Recent:</i> C.J. Chatham, FAU (WKU)	5-14-15

SEASON

21	Ryan Norwood, ECU	2004
19	Andy Cannizaro, TLN	2001
16	Jason Hill, CHA	1998
16	Goefrey Tomlinson, HOU	1997
15	Brad Emaus, TLN	2005
15	Brad Willcutt, USM	2005
15	Devin Ivany, USF	2004

TRIPLES

2	Billy Endris, FAU (UAB)	5-2-15
2	Frankie Ratcliff, HOU (ECU)	3-22-13
2	Patrick Breen, HOU (CIN)	4-24-04
2	Greg Wooley, USM (USF)	3-23-00
2	Doug Lorenz, LOU (UAB)	5-16-99
2	Mike Medrano, HOU (TLN)	3-15-98
2	Doug Lorenz, LOU (CHA)	5-1-98
2	B.J. Huff, UAB (SLU)	3-15-96
1	several tied with	

SEASON

7	Corey Lane, CHA	2005
6	Chris Meeks, TCU	2003
6	Mike Barclay, USF	2002
5	Adam Yeager, MAR	2008
5	Frankie Ratcliff, HOU	2013
5	Brint Hardy, UAB	2007
4	13 tied with; <i>Most Recent:</i> Taylor Ostrich, ODU Keenan Cook, RICE	2014 2014

HOME RUNS

3	Edwin Rios, FIU (CHA)	3-21-15
3	Tyler Huelsing, MEM (MAR)	4-3-10
3	Jamie Bruno, TLN (UCF)	4-11-09
3	Jake Stewart, HOU (UAB)	4-18-08
3	Corey Kemp, ECU (HOU)	3-22-08
3	Adam Amar, MEM (TLN)	3-23-06
3	Nathan Southard, TLN (HOU)	5-28-05
3	Austin Adams, TCU (CHA)	4-23-05
3	Joe List, CIN (USF)	4-12-02
3	Allen Wittingham, USM (TCU)	3-15-02
3	Chris Hamblen, CIN (MEM)	3-13-02
3	J.P. Woodward, HOU (LOU)	3-20-99
3	James McAuley, LOU (UAB)	5-15-99
3	Jason Sparks, TLN (CHA)	3-21-99
3	Jason Lovell, MEM (CIN)	3-25-98
3	Mickey McKee, TLN (USM)	5-9-98
3	Jeff Bell, UAB (CHA)	5-15-96
3	James Matan, CHA (MEM)	4-20-96
3	Kevin Bennett, LOU (CIN)	3-15-97

SEASON

14	Trevor Lawhorn, ECU	2004
14	James Jurries, TLN	2002
14	Jake Gautreau, TLN	2001
14	James Matan, CHA	1998
14	Bo Robinson, CHA	1998
13	Clint King, USM	2003
13	Jeff Cook, USM	2003

TOTAL BASES

GAME

15	Tyler Huelsing, MEM (MAR)	4-3-10
14	Edwin Rios, FIU (CHA)	3-21-15
14	Jason Lovell, MEM (CIN)	4-25-98
14	Kevin Bennett, LOU (CIN)	3-15-97
13	Jamie Bruno, TLN (UCF)	4-11-09
13	Jake Stewart, HOU (UAB)	4-18-08
13	Adam Amar, MEM (TLN)	3-23-06
13	James Jurries, TLN (UAB)	4-14-00
13	Anthony Snowell, CIN (SLU)	5-5-99
13	J.P. Woodward, HOU (LOU)	3-20-99

SEASON

103	Ryan Jones, ECU	2004
98	Ryan Norwood, ECU	2004
98	Trevor Lawhorn, ECU	2004
98	Bo Robinson, CHA	1998
97	Brad Willcutt, USM	2005
97	Jake Gautreau, TLN	2000

STOLEN BASES

GAME

6	Josh Hoffpauir, USM (CIN)	4-29-00
4	Joel Ansley, HOU (UAB)	5-1-10
4	Ryan Wood, ECU (UCF)	5-12-07
4	Michael Bourn, HOU (USF)	5-5-02
4	Michael Bourn, HOU (TLN)	3-24-02
4	Andy Cannizaro, TLN (UAB)	4-29-01
4	Will Smith, UAB (MEM)	4-7-00
4	Gio Cafaro, USF (CIN)	4-2-96
4	Gio Cafaro, USF (UAB)	5-12-96

SEASON

25	Jonny Kaplan, TLN	2003
24	Gio Cafaro, USF	1996
21	Michael Bourn, HOU	2002
20	Jon Kaplan, TLN	2002
19	Brint Hardy, UAB	2009
19	Andy Cannizaro, TLN	2001
19	Brian Hughes, TLN	1998

WALKS

GAME

5	Goefrey Tomlinson, HOU (MEM)	4-20-97
4	34 tied with; <i>Most Recent:</i> Anthony Rendon, RICE (MAR)	4-3-11

SEASON

36	Anthony Rendon, RICE	2011
31	Ross Gload, USF	1996
30	Brendon Sanger, FAU	2015
30	Johnny Raburn, USF	2000
28	Seth Henry, TLN	2009

STRIKEOUTS

GAME

5	Jared Dyer, TLN (UAB)	3-28-08
5	Matt Helm, MAR (TLN)	3-23-07
5	Bryan Hiermeier, USF (ECU)	4-4-03
5	Chris Hesse, USM (MEM)	3-14-97
4	several tied with	

SEASON

43	Matt Womble, UAB	2002
38	Jake Ingold, MT	2015
38	Hunter Hope, TLN	2014
37	Billy Endris, FAU	2014
37	Brent Laircey, UAB	2000
36	Patrick Hope, MEM	2005

SLUGGING PERCENTAGE

SEASON

.949	Matt Weston, HOU	2006
.901	James Jurries, TLN	2000
.864	Shayne Carnes, UAB	1998
.860	Bo Robinson, CHA	1998
.856	Brian Friday, RICE	2006

ON-BASE PERCENTAGE

SEASON

.580	Kyle Roller, ECU	2010
.562	James Jurries, TLN	2000
.553	Ross Gload, USF	1996

.552	Jarrod Bitter, HOU	1999
.545	Rob Segedin, TLN	2010
.545	Brian Friday, RICE	2006

HIT BY PITCH SEASON

14	Mark Muscenti, CIN	2004
13	Ronnie Richardson, UCF	2012
13	Jason Sparks, TLN	1998
12	Landon Appling, HOU	2011
12	Victor Gomez, MAR	2009
11	seven tied with	
	Most Recent: Brennan Middleton, TLN	2013

PITCHING

MOST WINS SEASON

8	James McMahon, USM	2015
8	Blake Fox, RICE	2014
8	Clayton Jerome, TCU	2002
8	Jared Berkowitz, TLN	2000
8	Kyle Crowell, HOU	2000
8	Kyle Crowell, HOU	1999
7	Seth Maness, ECU	2009
7	Brad Lincoln, HOU	2006
7	Clayton Jerome, TCU	2003
7	Zachary Treadway, CHA	2003
7	Nick Bourgeois, TLN	2002
7	Zach Jackson, LOU	2002
7	Brad Sullivan, HOU	2002
7	Jared Berkowitz, TLN	1999
7	Shane Nance, HOU	1998
7	Jason Stanford, CHA	1998
7	Jason Navarro, TLN	1997

EARNED RUN AVERAGE SEASON

SEASON (min. 1.0 IP per team game)		
0.38	D.J. Ponder, TLN	2012
0.60	Zech Lemond, RICE	2013
0.70	Grant Addison, UAB	2007
0.70	Cole St. Clair, RICE	2006
0.98	Mike Franco, FIU	2014
1.00	Zac Curtis, MT	2014
1.16	Wesley Cox, UTSA	2014
1.22	Zech Lemond, RICE	2014
1.23	Tyler Mapes, TLN	2014
1.26	Austin Kubitza, RICE	2012
1.28	Brad Lincoln, HOU	2006
1.33	Donnie Joseph, HOU	2009
1.47	Duncan McAdoo, HOU	2000
1.48	Carlos Fernandez, LOU	2003

INNINGS PITCHED GAME

11.0	Chad Harville, MEM (SLU)	4-12-97
10.0	Brad Lincoln, HOU (SLU)	5-7-05
10.0	Brad Sullivan, HOU (SLU)	4-18-03
10.0	Zach Treadway, CHA (USF)	5-6-01
10.0	Jason Stanford, CHA (UAB)	4-24-99
9.2	Jeff Hoffman, ECU (TLN)	4-12-13
9.2	Jonathan Leicester, MEM (USM)	3-17-00
9.1	Richie Navari, LT (RICE)	5-17-14
9.1	Kevin McCanna, RICE (ODU)	3-8-14
9.1	Jeremy Slone, MAR (TLN)	5-7-06
9.1	Michael Stallings, UAB (USM)	4-11-99

SEASON

81.1	Zac Curtis, MT	2014
79.2	Clayton Jerome, TCU	2003
77.2	Zachary Treadway, CHA	2003
77.0	Jon Uhl, USF	2003
74.1	Brad Sullivan, HOU	2002

MOST STRIKEOUTS GAME

17	Chad Harville, MEM (CIN)	5-2-97
16	Jeff Hoffman, ECU (MT)	4-17-14
16	Brad Sullivan, HOU (SLU)	4-18-03
16	Brad Sullivan, HOU (MEM)	4-12-02
15	Andrew Pierce, USM (HOU)	3-23-12
15	Brad Lincoln, HOU (SLU)	5-7-05
15	Nick Bourgeois, TLN (MEM)	4-5-02
15	Brian Kern, SLU (USM)	4-5-96

SEASON

100	Brad Sullivan, HOU	2003
97	Zac Curtis, MT	2014
97	Lance Broadway, TCU	2005
97	Brad Sullivan, HOU	2002
91	Chad Harville, MEM	1997

SAVES SEASON

8	Zech Lemond, RICE	2013
8	Chase Wellbrock, HOU	2013
8	Donnie Joseph, HOU	2009

2015 NCAA LEADERS

Here's where C-USA players and teams ranked among the final 2015 NCAA leaders:

RANK	ACTUAL		
Batting Average			
37-	Brandon Sanger, Florida Atlantic	.370	
20-	Florida Atlantic	.300	
37-	Rice	.295	
Hits			
21-	Ronnie Jebavy, Middle Tennessee	88	
39-	Brendon Sanger, Florida Atlantic	85	
43-	Brian Portelli, FIU	84	
15-	Florida Atlantic	632	
32-	Rice	607	
50-	FIU	578	
Doubles			
20-	CJ Chatham, Florida Atlantic	22	
20-	Ricky Santiago, Florida Atlantic	22	
31-	Jesse Baker, UTSA	21	
44-	Brian Portelli, FIU	20	
44-	Brendon Sanger, Florida Atlantic	20	
21-	Florida Atlantic	123	
30-	UTSA	118	
37-	Old Dominion	115	
Triples			
45-	Roman Collins, Florida Atlantic	5	
45-	Austin Bryant, Middle Tennessee	5	
16-	Florida Atlantic	22	
Home Runs			
4-	Edwin Rios, FIU	18	
18-	Jesse Baker, UTSA	15	
27-	UTSA	52	
35-	FIU	48	
37-	WKU	47	
Runs Batted In			
30-	Roman Collins, Florida Atlantic	59	
On-Base Percentage			
10-	Brendon Sanger, Florida Atlantic	.492	
11-	Florida Atlantic	.395	
Slugging Percentage			
27-	Jesse Baker, UTSA	.634	
29-	Florida Atlantic	.440	
36-	UTSA	.434	
Total Bases			
34-	Jesse Baker, UTSA	137	
43-	Ronnie Jebavy, Middle Tennessee	130	
Runs			
16-	Florida Atlantic	417	
48-	Stephen Kerr, Florida Atlantic	57	
48-	Brendon Sanger, Florida Atlantic	57	
Stolen Bases			
36-	Ronnie Jebavy, Middle Tennessee	24	
Base on Balls			
3-	Brandon Sanger, Florida Atlantic	56	
19-	Taylor Ostrich, Old Dominion	47	
25-	Matt Hilston, UTSA	45	
43-	Anderson Miller, WKU	41	
7-	Florida Atlantic	301	
Hit by Pitch			
21-	John Bormann, UTSA	18	
50-	Michael Sterling, Southern Miss	15	
9-	Louisiana Tech	87	
Toughest to Strike Out			
8-	Brad Elwood, Charlotte	1 K p 18.0 AB	
26-	P.J. Higgins, Old Dominion	1 K p 14.9 AB	
Sacrifice Bunts			
31-	Michael Sterling, Southern Miss	13	
42	Louisiana Tech	52	
Sacrifice Flies			
2-	Brett Lashley, Florida Atlantic	10	
10-	Jared Allen, Middle Tennessee	8	
20-	Jack Schaaf, FIU	7	
50-	CJ Chatham, Florida Atlantic	6	
50-	Danny Hudzina, WKU	6	
2-	Florida Atlantic	37	
Earned Run Average			
13-	James McMahon, Southern Miss	1.56	
25-	Southern Miss	3.13	
31-	Rice	3.22	
Victories			
8-	James McMahon, Southern Miss	11	
13-	James Naile, UAB	10	
Saves			
33-	Matt Ditman, Rice	11	
42-	Ryan Milton, Southern Miss	10	
42-	Danny Dopico, FIU	10	
Strikeouts Per Nine Innings			
15-	Jordan Stephens, Rice	11.25	
12-	Rice	8.8	
Hits Allowed Per Nine Innings			
30-	James Naile, UAB	6.40	
34-	James McMahon, Southern Miss	6.43	
17-	UAB	7.86	
33	Rice	8.13	
42-	Southern Miss	8.29	
Walks Allowed Per Nine Innings			
20-	Old Dominion	2.72	
34-	Florida Atlantic	2.87	
Strikeout-to-Walk Ratio			
47-	Phil Maton, Louisiana Tech	4.74	
27-	Rice	2.64	
44-	Florida Atlantic	2.50	
WHIP			
26-	James McMahon, Southern Miss	.95	
34-	Adam Bainbridge, Old Dominion	.98	
45-	James Naile, UAB	1.00	
33	Southern Miss	1.26	
40-	Rice	1.27	
Shutouts			
2-	Southern Miss	10	
35-	UAB	5	
35-	Charlotte	5	
35-	FIU	5	
35-	Old Dominion	5	
35-	Rice	5	
35-	UTSA	5	
Complete Games			
45-	James McMahon, Southern Miss	3	
45-	Brock Hartson, UTSA	3	
Games Started			
10-	Chris Mourelle, FIU	17	
28-	James Naile, UAB	16	
28	Kyle Miller, Florida Atlantic	16	
Pitching Appearances			
32-	Reilly Monkman, Florida Atlantic	32	
41-	Devon Carr, Florida Atlantic	31	
Hit Batters			
4-	Andres Nunez, FIU	21	
7-	J.D. Prochaska, Charlotte	19	
22-	Sean Geoghegan, Charlotte	15	
Fielding Percentage			
27-	Southern Miss	.976	
Double Plays Per Game			
5-	UAB	1.10	
10-	Southern Miss	1.07	
23-	Middle Tennessee	60	
Double Plays			
4-	UAB	64	
12-	Middle Tennessee	60	





7	Bradley Roney, USM	2012
7	Chase Dempsay, HOU	2008
7	Matt Yokley, MEM	2007
7	Daniel Latham, TLN	2006
7	Austin Tubb, USM	2004
7	Austin Tubb, USM	2003
7	Ryan Wagner, HOU	2003
7	John McKay, CHA	2000
7	Brandon Belanger, TLN	1999

APPEARANCES

SEASON		
21	Caleb Ross, MAR	2014
21	Joey Livingston, USF	2002
19	Erik Walker, CHA	2005
19	Brandon Raznovsky, HOU	2004
18	Eric Roberts, UAB	2004
18	Ray Antonelli, USM	2003

GAMES STARTED

SEASON		
10	68 tied with	
9	43 tied with	

OPPOSING BATTING AVERAGE

SEASON		
.116	Cole St.Clair, RICE	2006
.146	Ben Paullus, MEM	2011
.164	Ryan Wagner, HOU	2003
.165	David Napoli, TLN	2013
.169	Brad Sullivan, HOU	2002
.170	Erik Walker, CHA	2005

FIELDING

PUTOUTS

GAME		
22	Craig Tewes, CIN (USF)	4-22-00
21	Brett Logan, HOU (SLU)	5-7-05
19	Tyler Mims, UAB (CHA)	4-26-15
19	Skyler Ewing, RICE (FIU)	3-14-14
19	Skyler Ewing, RICE (ODU)	3-8-14
19	Daniel Boyd, USF (CIN)	4-22-00
19	Craig Tewes, CIN (USF)	5-3-98
SEASON		
290	Skyler Ewing, RICE	2014
282	Edwin Rios, FIU	2015
281	Nathan McCorkle, UAB	2005
281	Matt Womble, UAB	2002
269	Mike Warren, UTSA	2014
269	Doug Lorenz, LOU	1998

ASSISTS

GAME		
11	Bradley Roney, USM (MAR)	3-15-14
11	Dan Harness, UAB (SLU)	4-12-98
10	Blake Kelso, HOU (MAR)	5-15-08
10	Billy Richardson, ECU (UAB)	5-13-05
10	Daniel Uggla, MEM (SLU)	3-26-00
10	Chris Fishburn, USM (TLN)	5-14-99
10	Joe Grawey, UAB (MEM)	5-5-96
10	Dan Harness, UAB (MEM)	3-22-97
SEASON		
116	Matt Shepherd, USM	2003
112	Adam Smith, UAB	2015
105	Stephen Alemais, TLN	2014
105	Mark Garner, UAB	2002
104	Mark Muscenti, CIN	2005
104	Seth Rollin, UAB	2005
104	Travis Kahoalii, LOU	1998

ERRORS

GAME		
5	Ryan Wood, ECU (USM)	4-5-08
4	Jared Avchen, ECU (Rice)	4-23-10
4	Christian Reimers, UAB (LOU)	5-14-99
3	44 tied with	
SEASON		
18	Corey Reimers, UAB	1999
16	Patrick Hope, MEM	2005
15	Brandon Shockley, SLU	1999
14	Ryan Minges, CIN	2000
14	Shaun Skrehot, HOU	1998
14	Johnny Raburn, USF	1998
14	Michael Johns, TLN	1997

TEAM RECORDS - C-USA GAMES

MOST WINS

CONFERENCE GAMES		
25	East Carolina	2004
24	Tulane	2005
23	Rice	2014
23	Southern Miss	2003
22	Rice	2007
22	Rice	2006
22	TCU	2003
22	Houston	2002
22	Tulane	1998

BATTING

BATTING AVERAGE

SEASON		
.356	Rice	2010
.353	East Carolina	2004
.353	Tulane	1998
.347	Tulane	2000
.343	Memphis	2010

OFFICIAL AT-BATS

GAME		
60	USF (CIN)	4-22-00
59	Old Dominion (RICE)	3-8-14
59	Cincinnati (USF)	4-22-00
58	East Carolina (CIN)	4-17-04
58	TCU (LOU)	5-16-03
SEASON		
1130	East Carolina (30 games)	2004
1090	TCU (30 games)	2005
1087	TCU (30 games)	2003
1082	Charlotte (30 games)	2005
1082	Tulane (30 games)	2002

RUNS SCORED

GAME		
32	East Carolina (CIN)	4-17-04
30	TCU (LOU)	5-16-03
29	UCF (UAB)	4-24-09
28	Tulane (CHA)	3-22-98
27	TCU (CHA)	4-23-05
26	Southern Miss (UCF)	3-28-09
26	East Carolina (UCF)	3-20-09
26	Rice (MAR)	5-18-06
26	USF (UAB)	4-30-99
SEASON		
298	East Carolina (30 games)	2004
284	Tulane (27 games)	1998
254	Tulane (27 games)	2001
250	Charlotte (27 games)	1998
249	Tulane (27 games)	2004

HITS

GAME		
35	TCU (LOU)	5-16-03
34	East Carolina (CIN)	4-17-04
29	Houston (MEM)	4-3-99
28	UCF (UAB)	4-24-09
28	Houston (USM)	4-14-06
28	Tulane (CHA)	3-22-98
SEASON		
399	East Carolina (30 games)	2004
355	TCU (30 games)	2003
351	Tulane (30 games)	2004
350	TCU (30 games)	2005
346	Tulane (30 games)	2005

RUNS BATTED IN

GAME		
32	East Carolina (CIN)	4-17-04
28	TCU (LOU)	5-16-03
27	Tulane (CHA)	3-22-98
26	UCF (UAB)	4-24-09
26	Rice (MAR)	5-18-06
25	Southern Miss (UCF)	3-28-09
25	USF (UAB)	4-30-99
25	TCU (CHA)	4-23-05
SEASON		
280	East Carolina (30 games)	2004
260	Tulane (27 games)	1998
236	Tulane (27 games)	2001
224	Tulane (30 games)	2005
224	Tulane (30 games)	2004
224	TCU (30 games)	2003

DOUBLES

GAME		
11	Rice (MEM)	4-15-06
11	East Carolina (UAB)	5-13-05
10	Southern Miss (CIN)	3-23-02
9	UCF (Tulane)	5-21-10
9	UCF (UAB)	4-24-09
9	East Carolina (CIN)	4-17-04
9	Houston (USF)	4-7-00
9	UAB (USF)	5-1-99
9	Southern Miss (LOU)	5-8-99
9	UAB (HOU)	5-4-97
SEASON		
88	East Carolina (30 games)	2004
83	Southern Miss (30 games)	2005
83	Tulane (30 games)	2005
75	UAB (27 games)	1998
74	TCU (30 games)	2003
74	Houston (25 games)	2000
74	Tulane (27 games)	2000

TRIPLES

GAME		
4	Florida Atlantic (WKU)	5-14-15
4	UAB (LOU)	4-5-98
3	HOU (ECU)	3-22-13
3	HOU (UCF)	3-27-10
3	UAB (MEM)	5-1-09
3	Tulane (SLU)	3-29-02
3	Charlotte (USM)	4-7-02
3	USF (CHA)	4-10-99
3	Louisville (CHA)	5-1-98
3	USF (SLU)	4-6-97
SEASON		
15	Charlotte (30 games)	2005
14	TCU (30 games)	2003
13	Florida Atlantic (29 games)	2015
12	Houston (24 games)	2013
12	USF (30 games)	2002
12	TCU (30 games)	2002
12	USF (27 games)	1999

HOME RUNS

GAME		
9	TCU (CHA)	4-23-05
8	Cincinnati (USF)	4-14-02
8	Tulane (CIN)	3-28-99
8	UAB (CIN)	4-26-97
7	Tulane (UCF)	4-11-09
7	Tulane (USM)	4-21-01
7	Tulane (HOU)	4-14-01
7	Tulane (CIN)	4-2-00
7	Houston (CIN)	5-2-99
SEASON		
62	East Carolina (30 games)	2004
62	Tulane (27 games)	1999
51	Southern Miss (30 games)	2003
51	Charlotte (27 games)	1998

48	Tulane (27 games)	2001
48	Southern Miss (26 games)	1997

STOLEN BASES

GAME		
10	Houston (MEM)	3-24-01
10	Houston (UAB)	5-3-97
9	Southern Miss (LOU)	3-31-96
9	Southern Miss (CIN)	5-15-97
8	six tied with	
	Most Recent: UCF (USM)	4-14-12

SEASON

66	Houston (27 games)	1997
64	Houston (27 games)	2001
62	Houston (24 games)	2008
58	Charlotte (24 games)	1996
57	USF (30 games)	2002
57	Tulane (30 games)	2002

TOTAL BASES

GAME		
59	TCU (CHA)	4-23-05
58	East Carolina (CIN)	4-17-04
55	TCU (LOU)	5-16-03
51	UCF (UAB)	4-24-09
47	Tulane (UCF)	4-11-09
47	Rice (MEM)	4-15-06
47	Cincinnati (USF)	4-14-02
47	Houston (MEM)	4-3-99
47	USF (UAB)	4-30-99
47	USF (SLU)	4-6-97

SEASON

683	East Carolina (30 games)	2004
579	Charlotte (27 games)	1998
576	TCU (30 games)	2005
565	TCU (30 games)	2003
563	Southern Miss (30 games)	2003

WALKS

GAME		
16	Louisville (HOU)	3-20-99
15	UCF (UAB)	4-22-06
14	Southern Miss (CIN)	3-26-05
14	USF (CIN)	4-14-96
13	Tulane (USF)	4-30-05
13	Cincinnati (USM)	4-30-00
13	USF (UAB)	4-30-99
13	Louisville (USF)	5-17-96

SEASON

159	Tulane (27 games)	1998
150	Tulane (30 games)	2005
145	Southern Miss (30 games)	2005
142	Florida Atlantic (29 games)	2015
142	Houston (29 games)	2002

STRIKEOUTS

GAME		
19	Memphis (HOU)	4-13-02
19	Memphis (HOU)	4-12-02
18	Middle Tennessee (FAU)	3-20-15
18	East Carolina (RICE)	4-8-11
18	UAB (HOU)	3-31-00

SEASON

293	Memphis (30 games)	2002
260	Memphis (30 games)	2005
260	Memphis (29 games)	2003
252	UAB (30 games)	2002
245	Saint Louis (30 games)	2003

SLUGGING PERCENTAGE

SEASON		
.604	East Carolina (30 games)	2004
.578	Charlotte (27 games)	1998
.576	Tulane (27 games)	1998
.575	Tulane (27 games)	1999
.563	Rice (24 games)	2010

ON-BASE PERCENTAGE

SEASON		
.455	Tulane (27 games)	1998
.439	Rice (24 games)	2010
.424	East Carolina (30 games)	2004
.424	Tulane (27 games)	2000
.423	Southern Miss (24 games)	2010

HIT BY PITCH

SEASON		
46	Louisiana Tech (30 games)	2015
46	TCU (30 games)	2004
43	Louisville (30 games)	2004
43	UAB (30 games)	2004
42	Old Dominion (30 games)	2014

PITCHING

EARNED RUN AVERAGE

SEASON		
2.14	Rice (30 games)	2014
2.49	FIU (30 games)	2014
2.62	Rice (24 games)	2007
2.72	UTSA (30 games)	2014
2.77	UAB (30 games)	2014
2.80	Memphis (24 games)	2013
2.85	Rice (24 games)	2013
3.00	Houston (25 games)	2000

INNINGS PITCHED

GAME		
17.0	Rice (ODU)	3-8-14
16.1	Old Dominion (RICE)	3-8-14
16.0	Houston (MEM)	4-23-06
16.0	Cincinnati (USF)	4-22-00
16.0	USF (CIN)	4-22-00
15.2	Memphis (HOU)	4-23-06

SEASON		
286.0	Rice (30 games)	2014
275.1	East Carolina (30 games)	2003
273.1	East Carolina (30 games)	2014
271.1	Old Dominion (30 games)	2014
271.0	Southern Miss (30 games)	2014

STRIKEOUTS

GAME		
21	Houston (SLU)	5-7-05
19	Houston (MEM)	4-13-02
19	Houston (MEM)	4-12-02
18	Rice (ECU)	4-8-11
18	Houston (UAB)	3-31-00
17	Southern Miss (HOU)	3-23-12
17	Houston (SLU)	4-18-03
17	Saint Louis (CIN)	5-9-03
17	Houston (ECU)	3-14-03
17	Tulane (USM)	5-14-99
17	Memphis (CIN)	5-2-97

SEASON

309	Houston (30 games)	2003
287	Tulane (30 games)	2005
280	TCU (30 games)	2005
256	Rice (30 games)	2015
255	Rice (30 games)	2014
254	Houston (29 games)	2002

SAVES

SEASON		
12	Middle Tennessee (30 games)	2015
11	Rice (30 games)	2015
11	Southern Miss (30 games)	2014
11	UAB (30 games)	2014
11	Rice (24 games)	2006
10	Rice (30 games)	2014
10	Houston (24 games)	2009
10	Southern Miss (30 games)	2003
10	USF (27 games)	2001

OPPOSING BATTING AVERAGE

SEASON		
.218	Rice (24 games)	2012
.220	Houston (29 games)	2002
.228	Rice (30 games)	2014
.228	Rice (24 games)	2007
.233	Rice (24 games)	2013

FIELDING

PUTOUTS

GAME		
51	Rice (ODU)	3-8-14
49	Old Dominion (RICE)	3-8-14
48	Houston (MEM)	4-23-06
48	Cincinnati (USF)	4-22-00
48	USF (CIN)	4-22-00

SEASON

858	Rice (30 games)	2014
826	East Carolina (30 games)	2003
820	East Carolina (30 games)	2014
804	Charlotte (30 games)	2005
801	Houston (30 games)	2003

ASSISTS

GAME		
27	UAB (SLU)	4-12-98
26	USF (ECU)	4-4-03
24	Cincinnati (USF)	4-22-00
23	Memphis (SLU)	3-26-00
23	Cincinnati (USF)	5-3-98

SEASON

374	East Carolina (30 games)	2014
372	Tulane (30 games)	2014
363	Rice (30 games)	2014
363	UAB (30 games)	2005
353	UAB (30 games)	2015
353	UAB (30 games)	2002

ERRORS

GAME		
9	UAB (LOU)	5-14-99
8	Memphis (TCU)	3-19-04
7	Marshall (RICE)	4-14-12
7	USF (TLN)	3-16-01
7	Saint Louis (USM)	3-20-99
7	Louisville (UAB)	4-3-98
7	Southern Miss (USF)	5-2-97

SEASON

62	UAB (27 games)	1999
62	Saint Louis (24 games)	1998
57	Memphis (30 games)	2002
56	Charlotte (30 games)	2004
56	Cincinnati (27 games)	1997

CHAMPIONSHIP RECORDS

BATTING

BATTING AVERAGE

GAME	(Min. 5 at-bats)	
1.000	Josh Prince, TLN (UCF)	2009
1.000	Jordan Hart, MEM (USM)	2004
1.000	Brian Hughes, TLN (LOU)	1998
1.000	Jeff Davis, USM (SLU)	1996
1.000	Jason Michonski, USF (CHA)	1996
.833	Landon Appling, HOU (USM)	2012
.833	Joe Savery, RICE (UCF)	2007
.833	Key Voshell, LOU (UAB)	1998
.833	Joey Hammond, CHA (LOU)	1996
SERIES (Min. 10 at-bats)		
.714	Jason Michonski, USF (10-for-14)	1996
.692	Brian Bormaster, TLN (9-for-13)	2003
.625	Jeff Davis, USM (10-for-16)	1996
.615	Landon Appling, HOU (8-for-13)	2012
.615	Tommy Manzella, TLN (8-for-13)	2003
.615	Tommy Manzella, TLN (8-for-13)	2002

TIMES AT BAT

GAME		
7	Kameron Brunty, USM (HOU)	2011
7	Brandon Caraway, HOU (USF)	2000
7	Craig Brown, TUL (CHA)	1997
7	Jeff Bell, UAB (HOU)	1997
7	Dan Harness, UAB (HOU)	1997
6	several tied with	

SERIES

33	Andy Cannizaro, TLN (6 games)	2001
33	Jon Kaplan, TLN (6 games)	2001
32	James Jurrries, TLN (6 games)	2001
32	Jake Gautreau, TLN (6 games)	2001
31	two tied with	

RUNS SCORED

GAME		
5	Rick Hague, RICE (HOU)	2010
5	Jess Buenger, RICE (MEM)	2007
5	Joey Anderson, CHA (LOU)	1996
5	Goefrey Tomlinson, HOU (CHA)	1997
4	19 tied with	

SERIES

11	Jarrett Hoffpauir, USM (6 games)	2004
10	Rick Hague, RICE (4 games)	2010
10	Chris Heintz, USF (6 games)	1996
10	Goefrey Tomlinson, HOU (5 games)	1997
9	Adam Yeager, MAR (6 games)	2008
9	Jess Buenger, RICE (5 games)	2007
9	Aaron Luna, RICE (5 games)	2007
9	Marc Maddox, USM (6 games)	2004
9	Andy Cannizaro, TLN (4 games)	1999

HITS

GAME		
5	Landon Appling (HOU)	2012
5	Josh Prince, TLN (UCF)	2009
5	Joe Savery, RICE (MEM)	2007
5	Jordan Hart, MEM (USM)	2004
5	Brian Hughes, TLN (LOU)	1998
5	Key Voshell, LOU (UAB)	1998
5	Joey Hammond, CHA (LOU)	1996
4	52 tied with	

SERIES

15	Ben Drawdy, USF (6 games)	2001
13	Aaron Luna, RICE (5 games)	2007
13	Austin Adams, TCU (6 games)	2004
13	Jarrett Hoffpauir, USM (6 games)	2004
13	Chris Heintz, USF (6 games)	1996
12	four tied with	

RUNS BATTED IN

GAME

7	Steven Sultzbaugh, RICE (MAR)	2010
7	Aaron Luna, RICE (MEM)	2007
7	Kevin Kaczmarek, LOU (USF)	1996
6	Josh Anderson, FIU (MT)	2015
6	Jared Gayheart, RICE (ECU)	2007
6	Jarrett Hoffpauir, USM (UAB)	2004
6	Ronnie Barassi, MEM (SLU)	1996
6	Chris Heintz, USF (CHA)	1996
5	16 tied with	

SERIES

13	Aaron Luna, RICE (5 games)	2007
13	Jarrett Hoffpauir, USM (6 games)	2004
12	Steven Sultzbaugh, RICE (4 games)	2010
12	Austin Adams, TCU (6 games)	2004
11	Nate Lape, MAR (6 games)	2008

DOUBLES

GAME

3	Tyson Schweitzer, HOU (USF)	2000
3	Brent Murphy, UAB (HOU)	1997
2	58 tied with	

SERIES

5	Andy Cannizaro, TLN (4 games)	1999
5	Jeremy Schied, USM (4 games)	1998
5	Dustin Carr, HOU (5 games)	1997
4	10 tied with	

TRIPLES

GAME

2	Mike Terry, UAB (SLU)	1998
1	64 tied with	

SERIES

2	Jeff Cook, USM	2001
2	Luke Williams, LOU	1999
2	Mike Terry, UAB	1998
1	60 tied with	

HOME RUNS

GAME

3	Nathan Southard, TLN (HOU)	2005
3	Jeff Bell, UAB (CHA)	1996
2	23 tied with; <i>Most recently:</i>	
2	Josh Anderson, FIU (MT)	2015

SERIES

4	Austin Adams, TCU (6 games)	2004
4	Jarrett Hoffpauir, USM (6 games)	2004
4	Josh Anderson, FIU (4 games)	2015
3	B.A. Vollmuth, USM (4 games)	2010
3	Chad Mazingo, RICE (4 games)	2010
3	Steven Sultzbaugh, RICE (4 games)	2010
3	Nate Lape, MAR (6 games)	2008
3	Drew Carson, USM (4 games)	2008
3	Brandon Casamassima, MAR (6 games)	2008
3	Aaron Luna, RICE (5 games)	2007
3	Adam Amar, MEM (5 games)	2007
3	Nathan Southard, TLN (3 games)	2005
3	Jarrod Bitter, HOU (4 games)	1999
3	Jeff Bell, UAB (2 games)	1996
3	Jason Fitzgerald, TLN (4 games)	1996

TOTAL BASES

GAME

12	Michael Fuda, RICE (HOU)	2010
12	Aaron Luna, RICE (MEM)	2007
12	Nathan Southard, TLN (HOU)	2005
12	Jeff Bell, UAB (CHA)	1996
11	Steven Sultzbaugh, RICE	2010
11	Jordan Hart, MEM (USM)	2004

SERIES

27	Austin Adams, TCU (6 games)	2004
27	Jarrett Hoffpauir, USM (6 games)	2004
25	Aaron Luna, RICE (5 games)	2007
23	Chris Heintz, USF (6 games)	1996

20	Rick Hague, RICE (4 games)	2010
20	Steven Sultzbaugh, RICE (4 games)	2010
20	Jason Fitzgerald, TLN (4 games)	1996

STOLEN BASES

GAME

5	Josh Prince, TLN (UCF)	2009
5	Adam Yeager, MAR (TLN)	2008
3	Nate Lape, MAR (TLN)	2008
3	Andy Cannizaro, TLN (CHA)	2001
3	Mike Hook, LOU (CIN)	1999
2	32 tied with	

SERIES

9	Adam Yeager, MAR (6 games)	2008
6	Will Smith, UAB (4 games)	2000
5	Josh Prince, TLN (4 games)	2009
5	Andy Cannizaro, TLN (6 games)	2001
4	Nate Lape, MAR (6 games)	2008
4	Brandon Caraway, HOU (4 games)	2000
4	Andy Cannizaro, TLN (4 games)	1999
4	Vinnie Diaco, CHA (5 games)	1997
4	Brian Hughes, TLN (4 games)	1997

WALKS

SERIES

6	Christian Stringer, RICE (4 games)	2013
6	Sam Honeck, TLN (4 games)	2009
6	Jake Stewart, HOU (6 games)	2008
6	Ryan Wood, ECU (4 games)	2007
6	Chris Snyder, HOU (4 games)	2002
6	Jake Gautreau, TLN (6 games)	2001
6	Kris Wilken, HOU (4 games)	2000
6	Eric Lee, HOU (4 games)	2000
6	Chris Finnegan, USM (4 games)	1999
6	Gio Cafaro, USF (6 games)	1996

ON-BASE PERCENTAGE

SERIES (min. 10 at-bats)

.722	Jason Michonski, USF (5 games)	1996
.700	Anthony Rendon, RICE (4 games)	2010
.667	Landon Appling, HOU (4 games)	2012
.667	Brian Bormaster, TLN (4 games)	2003
.667	Tommy Manzella, TLN (4 games)	2003
.667	Joey Anderson, CHA (4 games)	1996

SLUGGING PERCENTAGE

SERIES (min. 10 at-bats)

1.500	Jeff Bell, UAB (2 games)	1996
1.429	Steven Sultzbaugh, RICE (4 games)	2010
1.286	Jason Michonski, USF (5 games)	1996
1.231	Nathan Southard, TLN (3 games)	2005
1.214	Drew Carson, USM (4 games)	2008

PITCHING

MOST WINS

SERIES

2	Scott Copeland, USM (2 games)	2010
2	Eugene Espinelli, TCU (2 games)	2004
2	Jason Bartz, USF (2 games)	2001
2	Joey Charron, TLN (2 games)	2001
2	David Richtberg, USF (4 games)	2001
2	Curtus Moak, CIN (3 games)	2000
2	Tyler Kee, USM (3 games)	1998
1	168 tied with	

EARNED RUN AVERAGE

SERIES (min. 9.0 IP)

0.00	Scott Copeland, USM (12.1 innings)	2010
0.00	Beau Richardson, TLN (10.1 innings)	2001
0.00	Shane Mathews, ECU (10.0 innings)	2006
0.00	Patrick Ezell, USM (9.1 innings)	2004
0.00	Brion Treadway, CHA (9.1 innings)	1998
0.00	13 tied with (9.0 innings)	

INNINGS PITCHED

GAME		
10.1	Beau Richardson, TLN (MEM)	2001
9.0	Seth Maness, ECU (USM)	2011
9.0	Brennon Martin, MEM (ECU)	2010
9.0	Steve Blevins, MAR (TLN)	2008
9.0	Ben Grisham, MEM (RICE)	2007
9.0	Brennon Martin, MEM (HOU)	2007
9.0	Luis Flores, HOU (TLN)	2006
9.0	Sam Demel, TCU (LOU)	2005
9.0	Chris Weems, TCU (HOU)	2004
9.0	one tied with	2014
9.0	three tied with	2003
9.0	three tied with	2002
9.0	four tied with	2000
9.0	one tied with	1999
9.0	four tied with	1998
9.0	one tied with	1997
9.0	four tied with	1996
SERIES		
16.0	Jonathan Estes, SLU	1999
15.1	Dan Straily, MAR	2008
15.0	Steve Blevins, MAR	2008
14.0	Adam Price, UAB	2004
14.0	Scott Stauffer, LOU	1998

FEWEST HITS

GAME (Min. 9 innings)		
1	Jason Tourangeau, ECU (HOU)	2003
2	Ryan Berry, RICE (UAB)	2009
2	Shane Nance, HOU (SLU)	1999
3	Seth Maness, ECU (USM)	2011
3	Luis Flores, HOU (TLN)	2006
3	Sam Demel, TCU (LOU)	2005
3	Beau Richardson, TLN (MEM)	2001
4	seven tied with	

MOST STRIKEOUTS

GAME		
13	Jason Navarro, TLN (CIN)	1997
12	Drew Jackson, FAU (UAB)	2015
11	Ryan Holland, MEM (UAB)	2011
11	Jack Cressend, TLN (USF)	1996
11	Brandon Parker, USM (TLN)	1997
10	Michael Goodnight, HOU (UAB)	2009
10	Brandon Gomes, TLN (USM)	2007
10	Jarrett Grube, MEM (USM)	2004
10	Chad Bradford, USM (MEM)	1996
SERIES		
15	Mark Roberts, USF	1996
13	Brock Hartson, UTSA	2014
13	Steve Blevins, MAR	2008
13	Craig Brown, TLN	1998
13	Chad Bradford, USM	1996
13	Jason Navarro, TLN	1997

TEAM CHAMPIONSHIP

MOST WINS

5	Houston	2008
5	TCU	2004
5	Tulane	2001
5	Houston	2000
4	13 tied with	

MOST GAMES PLAYED

6	Houston	2008
6	Marshall	2008
6	TCU	2004
6	Southern Miss	2004
6	South Florida	2001
6	Tulane	2001
6	Houston	2000
6	South Florida	1996
5	seven tied with	

BATTING AVERAGE

.415	Rice (4 games)	2010
.401	Tulane (4 games)	1999
.381	Rice (5 games)	2007
.373	USF (6 games)	2001
.370	FIU (4 games)	2015

RUNS SCORED

INNING		
13	UAB (UCF, 15-1)	2012
11	three tied with	

GAME

24	Rice (HOU, 24-3)	2010
23	Charlotte (LOU, 23-3)	1996
22	Houston (CHA, 22-7)	1997
21	Tulane (USF, 21-4)	2001
20	Rice (MEM, 20-9)	2007
19	Houston (USF, 19-6)	2000

SERIES

62	USF (6 games)	1996
60	Rice (5 games)	2007
60	Southern Miss (6 games)	2004
57	Rice (4 games)	2010
54	Tulane (6 games)	2001

HITS

GAME		
26	Rice (HOU, 24-3)	2010
24	Tulane (USF, 21-4)	2001
23	Houston (CHA, 22-7)	1997
22	Charlotte (UAB, 17-9)	1996
21	Tulane (UAB, 13-5)	2007
21	Rice (UCF, 16-6)	2007
SERIES		
85	USF (6 games, 228 at-bats)	2001
82	USF (6 games-230 at-bats)	1996
79	Tulane (6 games, 232 at-bats)	2001
74	Rice (5 games, 194 at-bats)	2007
73	Houston (5 games, 202 at-bats)	1997

RUNS BATTED IN

GAME		
23	Rice (HOU, 24-3)	2010
20	Houston (CHA, 22-7)	1997
19	Tulane (USF, 21-4)	2001
18	Rice (MAR, 18-0)	2010
18	Rice (MEM, 20-9)	2007
SERIES		
56	Rice (4 games)	2010
55	Southern Miss (6 games)	2004
54	Rice (5 games)	2007
53	USF (6 games)	1996
48	Tulane (6 games)	2001
48	Houston (5 games)	1997

DOUBLES

GAME		
7	Tulane (UAB, 13-5)	2007
7	Southern Miss (CHA, 13-0)	2003
7	Houston (USF, 19-6)	2000
7	Tulane (USM, 11-4)	1999
7	Houston (CHA, 22-7)	1997
6	Southern Miss (ECU, 7-8)	2013
6	Marshall (MEM, 10-7)	2010
6	East Carolina (LOU, 13-2)	2004
6	UAB (CHA, 9-17)	1996
6	Tulane (CIN, 10-0)	1997

SERIES

21	Houston (5 games)	1997
20	Tulane (4 games)	1999
17	USF (6 games)	1996
16	Tulane (5 games)	1997
15	UAB (5 games)	1997

TRIPLES

GAME		
3	Rice (HOU, 24-3)	2010
2	Rice (MEM, 20-9)	2007

2	Houston (SLU, 14-4)	1999
2	UAB (SLU, 4-1)	1998
2	Louisville (UAB, 9-8)	1998

1 several tied with

SERIES

4	Rice (5 games)	2007
3	UTSA (5 games)	2014
3	Rice (4 games)	2010
3	Southern Miss (4 games)	2001
3	Louisville (3 games)	1999
3	UAB (3 games)	1998
3	Houston (4 games)	1999
3	Louisville (4 games)	1998

HOME RUNS

BOTH TEAMS, GAME

7	RICE vs. MEM, 20-9	2007
6	RICE vs. HOU, 24-3	2010
6	MEM vs. HOU, 12-4	2007
6	USF vs. CHA, 17-6	1996
6	CHA vs. UAB, 9-17	1996

GAME

6	RICE (HOU, 24-3)	2010
6	RICE (MEM, 20-9)	2007
5	RICE (MAR, 18-0)	2010
5	UAB (CHA, 9-17)	1996
5	USF (CHA, 17-6)	1996

SERIES

15	Southern Miss (5 games)	2004
14	Rice (4 games)	2010
13	TCU (6 games)	2004
11	RICE (7 games)	2007
11	USF (6 games)	1996

SERIES TOTAL

56	(6 grand slams)	1996
39	(5 grand slams)	2004

LOWEST SERIES TOTAL

3	(0 grand slams)	2013
5	(0 grand slams)	2012

STOLEN BASES

GAME

9	USM (CIN, 5-0)	1997
7	TLN (UCF, 7-3)	2009
6	MAR (TLN, 10-5)	2008
6	MAR (TLN, 8-7)	2008
6	LOU (CIN, 9-8)	1999
5	seven tied with	

SERIES

20	Marshall (6 games)	2008
12	Tulane (6 games)	2001
10	Tulane (4 games)	2009
10	Tulane (4 games)	1999
10	Charlotte (4 games)	1996



Southern Miss won the 2010 C-USA Championship, its second tournament title

C-USA CAREER LEADERS (through 2015 season)

BATTING

Batting Percentage

(min. 2 years played, .369 average)

Player	Years	G	Avg.
Ross Gload, USF	96-97	129	.388
Ryan Keedy, UAB	07-08	111	.383
Corey Thompson, ECU	09-10	75	.383
Jeremy Schied, USM	97-98	103	.380
Shayne Carnes, UAB	96-98	166	.379
Darryl Lawhorn, ECU	02-03	124	.376
Clint King, USM	02-03	102	.374
Rob Segedin, TLN	08-10	122	.373
Bo Robinson, CHA	96-98	166	.373
Anthony Rendon, RICE	09-11	187	.371
Michael Aubrey, TLN	01-03	186	.369
James Jurries, TLN	99-02	239	.369

Runs Batted In

Player	Years	G	RBI
Chad Sutter, TLN	96-99	244	280
James Jurries, TLN	99-02	239	257
Matt Singer, CIN	98-01	229	239
Brad Willcutt, USM	02-05	241	236
Jake Gautreau, TLN	99-01	195	233
Mike Eylward, USF	98-01	228	225
James Matan, CHA	96-98	177	216
Craig Tewes, CIN	98-01	230	214
Marc Maddox, USM	03-06	244	212
Victor Gomez, MAR	08-11	217	211
Jeff Baisley, USF	02-05	222	209
Daniel Boyd, USF	98-01	223	209
Kevin Youkilis, CIN	98-01	230	203
Kyle Rölller, ECU	07-10	223	203
Jeff Cook, USM	00-03	225	201
Diego Seastrunk, RICE	07-10	240	200
Michael Aubrey, TLN	01-03	186	200
Jeremy Schaffer, TLN	09-12	217	194
Anthony Rendon, RICE	09-11	187	194
Adam Amar, MEM	04-07	217	192

Hits

Player	Years	G	H
James Jurries, TLN	99-02	239	352
Andy Cannizaro, TLN	98-01	248	350
Trey Sutton, USM	05-08	226	327
Brandon Caraway, HOU	97-00	246	324
Chad Sutter, TLN	96-99	244	315
Kevin Youkilis, CIN	98-01	230	313
Myron Leslie, USF	01-04	241	312
Mike Pilger, USF	96-99	238	311
Matt Singer, CIN	98-01	229	309
Brian Dozier, USM	06-09	224	307
Tommy Manzella, TLN	02-05	244	307
Jonny Kaplan, TLN	00-03	247	307
Jeff Baisley, USF	02-05	222	300
Daniel Boyd, USF	98-01	223	298
Marc Maddox, USM	03-06	244	296
Victor Gomez, MAR	08-11	217	294
Stephen Batts, ECU	06-09	238	293
Ben Drawdy, USF	98-01	226	293
Jeff Cook, USM	00-03	225	292
Trent Whitehead, ECU	08-11	236	290

Doubles

Player	Years	G	2B
Andy Cannizaro, TLN	98-01	248	85
Myron Leslie, USF	01-04	241	74
Brad Willcutt, USM	02-05	241	72
Matt Singer, CIN	98-01	229	72
Brian Hughes, TLN	96-98	186	69
James Jurries, TLN	99-02	239	66
Jacob Wilson, MEM	09-12	224	64
Tommy Manzella, TLN	02-05	244	64
Mike Pilger, USF	96-99	238	64
Shane Brown, UCF	07-10	192	63
Brandon Caraway, HOU	97-00	246	63
Mike Eylward, USF	98-01	228	63
Diego Seastrunk, RICE	07-10	240	62
Nathan Southard, TLN	03-06	241	61
Trent Whitehead, ECU	08-11	236	59
Jeff Baisley, USF	02-05	222	58
Mark Jurich, LOU	01-04	193	58
Kevin Youkilis, CIN	98-01	230	58
Jeremy Schaffer, TLN	09-12	217	57
Jarrett Hoffpauir, USM	02-04	185	57
Craig Tewes, CIN	98-01	230	57

Triples

Player	Years	G	3B
Doug Lorenz, LOU	96-99	173	17
Isaac Ballou, MAR	10-13	208	16
Bo Davis, USM	06-09	220	15
K.K. Chalmers, MEM	05-08	224	15
Isaac Ballou, MAR	10-12	155	14
Kameron Brunty, USM	09-11	181	13
Cory Lane, CHA	04-05	99	13
Tyson Auer, UCF	06-08	157	12
Mark Jurich, LOU	01-04	193	12
Michael Fuda, RICE	09-12	224	11
Tyler Henley, RICE	06-07	136	11
Jarrett Hoffpauir, USM	02-04	175	11
Chris Meeks, TCU	02-03	104	11
James Jurries, TLN	99-02	239	11
Brett Bredensteiner, SLU	96-98	147	11
Joey Hammond, CHA	96-98	178	11
Blake Kelso, HOU	08-10	181	11
B.J. Huff, UAB	1996	58	11

Home Runs

Player	Years	G	HR
Chad Sutter, TLN	96-99	294	75
James Jurries, TLN	99-02	239	62
Jake Gautreau, TLN	99-01	195	58
Marc Maddox, USM	03-06	244	53
Kevin Youkilis, CIN	98-01	230	53
Victor Gomez, MAR	08-11	217	52
Anthony Rendon, RICE	09-11	187	52
Matt Singer, CIN	98-01	229	52
Kyle Roller, ECU	07-10	223	51
Jeff Cook, USM	00-03	225	50
Luke Stewart, UAB	08-10	168	49
Jason Sparks, TLN	98-99	125	49
James Matan, CHA	96-98	177	48
Mark Jurich, LOU	01-04	193	47
Daniel Boyd, USF	98-01	223	47
Brad Willcutt, USM	02-05	241	46
Chris Duffy, UCF	07-10	212	43
Darryl Lawhorn, ECU	02-04	178	43
Dusty Haley, USM	97-01	209	42
Jeremy Schaffer, TLN	09-12	217	41

Times At Bat

Player	Years	G	AB
Andy Cannizaro, TLN	98-01	248	1030
Brandon Caraway, HOU	97-00	246	1006
James Jurries, TLN	99-02	239	953
Mike Pilger, USF	96-99	238	944
Tommy Manzella, TLN	02-05	244	939
Brad Willcutt, USM	02-05	241	934
Trey Sutton, USM	05-08	226	926
Matt Singer, CIN	98-01	229	922
Chad Sutter, TLN	96-99	244	920
Myron Leslie, USF	02-04	241	907
Jonny Kaplan, TLN	00-03	247	907
Michael Ratterree, RICE	10-13	190	899
Marc Maddox, USM	03-06	244	895
Mike Eylward, USF	98-01	228	889
Ford Stainback, RICE	12-15	231	887
Jeff Baisley, USF	02-05	222	878
Diego Seastrunk, RICE	07-10	240	877
Harrison Eldridge, ECU	05-08	241	874
Ben Drawdy, USF	98-01	226	872
Stephen Batts, ECU	06-09	238	870

Runs Scored

Player	Years	G	Runs
James Jurries, TLN	99-02	239	284
Kevin Youkilis, CIN	98-01	230	279
Andy Cannizaro, TLN	98-01	248	258
Brandon Caraway, HOU	97-00	246	238
Jonny Kaplan, TLN	00-03	247	235
Marc Maddox, USM	03-06	244	228
Myron Leslie, USF	01-04	241	227
Chad Sutter, TLN	96-99	244	227
Matt Singer, CIN	98-01	229	226
Ryan Wood, ECU	06-09	237	225
Trey Sutton, USM	05-08	226	220
Mike Pilger, USF	96-99	238	219
Daniel Boyd, USF	98-01	223	215
Brian Hughes, TLN	96-98	186	211
Stephen Batts, ECU	06-09	238	205
Nathan Southard, TLN	03-06	241	204
Brad Willcutt, USM	02-05	241	203
Anthony Rendon, RICE	09-11	187	201
Jeff Cook, USM	00-03	225	200
Jake Gautreau, TLN	99-01	195	200

Total Bases

Player	Years	G	TB
James Jurries, TLN	99-02	239	618
Chad Sutter, TLN	96-99	244	583
Matt Singer, CIN	98-01	229	552
James Jurries, TLN	99-01	176	537
Kevin Youkilis, CIN	98-01	230	536
Marc Maddox, USM	03-06	244	514
Jake Gautreau, TLN	99-01	195	511
Victor Gomez, MAR	08-11	217	510
Daniel Boyd, USF	98-01	223	509
Jeff Cook, USM	00-03	225	505
Brad Willcutt, USM	02-05	241	501
Mike Eylward, USF	98-01	228	484
Andy Cannizaro, TLN	98-01	248	479
Trey Sutton, USM	05-08	226	472
Steve Shirley, TLN	98-01	198	465
Anthony Rendon, RICE	09-11	187	463
James Matan, CHA	96-98	177	463
Myron Leslie, USF	01-04	241	462
Mark Jurich, LOU	01-04	193	457
Stephen Batts, ECU	06-09	238	455

Stolen Bases

Player	Years	G	SB
Andy Cannizaro, TLN	98-01	248	128
K.K. Chalmers, MEM	05-08	224	112
Jonny Kaplan, TLN	00-03	247	107
Brandon Caraway, HOU	97-00	246	94
Will Smith, UAB	97-00	203	91
Michael Bourn, HOU	01-03	172	90
Gerald Parr, CHA	96-98	174	90
Brint Hardy, UAB	07-09	165	88
Brian Hughes, TLN	96-98	186	88
Mike Pilger, USF	96-99	238	81
Tyson Auer, UCF	06-08	157	80
James Jurries, TLN	99-02	239	80
Mike Hook, LOU	99-01	158	79
Jamal Austin, UAB	09-11	153	74
Adam Yeager, MAR	08-09	113	73
Mitch Jones, UAB	00-03	213	72
Josh Prince, TLN	08-09	116	67
Zak Presley, HOU	07-10	233	65
Mike Cunningham, USF	00-03	212	65
Eric Lee, HOU	97-00	234	65

PITCHING

Pitching Victories

Player	Years	G	Wins
Seth Maness, ECU	08-11	66	38
Jared Berkowitz, TLN	97-00	70	38
Todd McInnis, USM	07-11	70	33
Scott Glaser, USF	96-99	68	33
Shane Nance, HOU	97-00	69	32
Clayton Jerome, TCU	02-04	50	27
John Gorham, USF	99-02	81	27
Blake Fox, RICE	13-15	50	26
Kevin Brandt, ECU	09-12	82	26
Ryan Berry, RICE	07-09	54	26
J.R. Crowel, TLN	03-05	51	26
Ryan Baker, CHA	97-00	72	26
Billy Mohl, TLN	03-06	71	25
Brian Bogusevic, TLN	03-05	49	25
Brad Sullivan, HOU	01-03	56	25
Kyle Crowell, HOU	98-00	62	25
Brandon Gomes, TLN	04-07	72	24
John Vigue, USF	98-01	71	24
T.J. Hose, ECU	05-08	71	23
Cliff Russum, USM	02-06	65	23
Jason Navarro, TLN	96-97	34	23

Innings Pitched

Player	Years	G	IP
Jared Berkowitz, TLN	97-00	70	415.2
Seth Maness, ECU	08-11	66	411.2
Shane Nance, HOU	97-00	69	411.1
Todd McInnis, USM	07-11	70	395.1
John Vigue, USF	98-01	71	374.2
John Gorham, USF	99-02	81	371.0
Ryan Baker, CHA	97-00	72	368.1
B.J. Borsa, CIN	00-03	67	363.0
Scott Glaser, USF	96-99	68	359.3
Kevin Brandt, ECU	09-12	82	355.2
Ben Hutton, SLU	99-03	70	354.0
Brandon Gomes, TLN	03-07	72	351.0
Brad Sullivan, HOU	01-03	56	347.1
Clayton Jerome, TCU	02-04	50	336.0
T.J. Hose, ECU	05-08	71	328.2
Ryan Berry, RICE	07-09	54	308.1
Billy Mohl, TLN	03-06	71	308.0
J.R. Crowel, TLN	03-05	51	302.2
Barry Bowden, USM	05-08	57	302.0
Brian Bentley, LOU	97-00	58	300.1

Complete Games

Player	Years	G	CG
Corey Lawson, SLU	02-03	26	14
B.J. Borsa, CIN	00-03	67	13
Jared Berkowitz, TLN	97-00	70	12
Shane Nance, HOU	97-00	69	12
Clayton Jerome, TCU	02-04	50	10
Jason Stanford, CHA	98-99	39	10
Mike Tisdale, LOU	01-04	45	8
Zachary Treadway, CHA	01-04	60	8
Clayton Jerome, TCU	02-03	36	8
Henry Bonilla, TLN	99-00	38	8
John McKay, CHA	96-00	84	8

Saves

Player	Years	G	Saves
Daniel Latham, TLN	04-07	122	43
Nick Pepitone, TLN	08-11	100	31
Bradley Roney, USM	12-14	50	30
Joe Rogers, UCF	10-12	79	30
Collin Cargill, USM	08-11	103	30
John Livingston, USF	01-04	138	30
Drew Reynolds, ECU	11-14	71	29
Joey Charron, TLN	01-04	124	28
Brandon Belanger, TLN	99-00	72	27
Seth Simmons, ECU	08-11	117	26
Cole St.Clair, RICE	06-08	77	25
Daniel Best, USM	03-06	95	25
Tyler Conn, USM	07-08	58	23
Jonathan Van Eaton, MEM	11-13	67	21
Justin Weiss, UCF	06-09	67	21
Austin Coan, MAR	09-10	50	20
Austin Tubb, USM	03-04	62	20
Erik Walker, CHA	03-05	79	19
Zech Lemond, RICE	12-14	62	18
Matt Yokley, MAR	06-09	77	18

Earned Run Average (min. 100 IP)

Player	Years	G	ERA
Lance Broadway, TCU	05	19	1.62
Zech Lemond, RICE	12-14	62	1.91
Eddie Degerman, RICE	06	20	2.00
Ryan Wagner, HOU	02-03	63	2.19
Brett Mabry, ECU	13-14	38	2.28
Cole St.Clair, RICE	06-08	77	2.29
Sam Moll, MEM	11-13	42	2.30
Andrew Pierce, USM	12-13	30	2.30
Austin Kubitzka, RICE	11-13	49	2.33
Bobby Bramhall, RICE	06-07	54	2.36
Austin Orewiler, RICE	14-15	35	2.43
Blake Fox, RICE	13-15	50	2.45
Thomas Lowery, UAB	14-15	47	2.55
Chris Mourelle, FIU	14-15	32	2.59
Jason Navarro, TLN	96-97	34	2.59
Brad Sullivan, HOU	01-03	56	2.64
Shooter Hunt, TLN	07-08	32	2.65
Chase Mallard, UAB	11-14	73	2.69
John Simms, RICE	11-13	72	2.74
Luis Ramos, USF	96-99	68	2.78
Matt Ditman, RICE	13-15	72	2.79

Strikeouts

Player	Years	G	K
Brad Sullivan, HOU	01-03	56	409
John McKay, CHA	96-00	84	409
Shane Nance, HOU	97-00	69	388
Todd McInnis, USM	07-11	70	363
Seth Maness, ECU	08-11	66	334
Ryan Baker, CHA	97-00	72	322
Austin Kubitzka, RICE	11-13	49	309
Craig House, MEM	96-99	70	309
Jared Berkowitz, TLN	97-00	70	303
John Maine, CHA	00-02	53	297
Brad Lincoln, HOU	04-06	47	293
Sean Morgan, TLN	05-07	62	289
John Gorham, USF	99-02	81	288
Shea Douglas, USM	00-02	45	285
Barry Bowden, USM	05-08	57	283
Ryan Berry, RICE	07-09	54	279
B.J. Borsa, CIN	00-03	67	277
Brandon Gomes, TLN	03-07	72	276
Scott Glaser, USF	96-99	68	273
Kevin Brandt, ECU	09-12	82	272

Shutouts

Player	Years	G	Sho
Greg Bunn, ECU	02-04	61	5
Shane Nance, HOU	97-00	69	5
Cliff Russum, USM	03-06	65	4
Brad Sullivan, HOU	01-03	56	4
Shea Douglas, USM	00-02	45	4
Chase Joiner, MEM	10-12	35	3
Taylor Wall, RICE	09-12	78	3
Ryan Berry, RICE	07-09	54	3
David Clark, USM	06-08	39	3
Ryan Belanger, USM	06-07	41	3
Brian Bogusevic, TLN	03-05	49	3
J.R. Crowel, TLN	03-05	51	3
Clayton Jerome, TCU	02-04	50	3
Jared Berkowitz, TLN	97-00	70	3
Kyle Crowell, HOU	98-00	62	3

Appearances

Player	Years	App.
Joey Livingston, USF	01-04	138
Joey Charron, TLN	01-04	124
Daniel Latham, TLN	04-07	122
Seth Simmons, ECU	08-11	117
Collin Cargill, USM	08-11	103
Nick Pepitone, TLN	08-11	100
Brad Mincey, ECU	08-11	100
Scott Beyer, UAB	96-00	99
Curtus Moak, CIN	98-01	99
Daniel Best, USM	03-06	95
David Richtberg, USF	97-01	95
Tyler Duffey, RICE	10-12	92
Tyler Gatrell, MAR	07-10	91
Jim Steele, CIN	96-99	90
Chase Dempsay, HOU	08-11	88
Preston Claiborne, TLN	07-10	85
Nathan Mitchell, HOU	99-02	85
Todd Ardoin, TLN	96-98	85
John McKay, CHA	96-00	84
Luis Ramos, USF	96-98	84

MISC. RECORDS

LONGEST OVERALL WIN STREAK

20	Rice	4/14/07-5/26/07
19	East Carolina	3/27/04-5/4/04
15	Tulane	4/14/01-5/12/01
14	East Carolina	3/4/07-3/28/07
14	Rice	5/13/06-6/11/06
14	Rice	3/25/06-4/18/06
14	UAB	2/25/99-3/21/99
14	USF	3/2/96-3/20/96

LONGEST C-USA GAME WIN STREAK

22	East Carolina	3/27/04-5/16/04
17	Rice	3/25/06-5/12/06
16	Houston	4/16/00-3/30/01
14	Rice	4/14/07-5/19/07
14	Tulane	4/19/98-5/17/98

LONGEST OVERALL LOSING STREAK

21	Cincinnati	4/5/96-5/7/96
19	UAB	3/21/06-4/22/06
17	Cincinnati	4/1/96-4/23/96
16	Marshall	3/23/07-4/21/07
16	UAB	4/1/03-5/2/03

LONGEST C-USA GAME LOSING STREAK

20	UCF	4/22/06-4/07
17	Marshall	4/28/06-4/21/07
17	Cincinnati	3/29/96-5/7/96
13	Saint Louis	4/12/98-5/12/98
13	Cincinnati	5/14/97-4/12/98

BEST STARTS (Undefeated)

13-0	UAB	2003
12-0	East Carolina	2004
11-0	Charlotte	2000
10-0	FIU	2014
10-0	East Carolina	2002

BEST STARTS (With one loss)

19-1	UCF	2008
16-1	FIU	2014
14-1	Tulane	2005
13-1	UAB	2003
13-1	East Carolina	2002

MOST SERIES SWEEPS ONE SEASON

6	Rice	2008
6	Rice	2007
6	Rice	2006
6	East Carolina	2004
6	USF	1996
5	seven tied with	

C-USA VS. RANKED FOES

In its history, C-USA Baseball teams have totaled 156 wins vs. top 10 opponents, including 63 over top 5 foes. C-USA has defeated the No.1-ranked team in the country two straight seasons, with Old Dominion beating No. 1 Virginia both times. A C-USA school has defeated the nation's No.1-ranked team 10 times in its history. Here's a look at the 2015 wins over ranked non-conference opponents:

2015 RANKED WINS

Feb. 13	FIU 4, (29) Tennessee 3
Feb. 14	Rice 10, (6) Texas 9
Feb. 14	Rice 5, (6) Texas 2
Feb. 15	FIU 3, (29) Tennessee 0
Feb. 18	Florida Atlantic 5, (8) Miami (Fla.) 3
Mar. 4	Southern Miss 5, (24) Mississippi 1
Mar. 11	WKU 3, (13) Mississippi State 1
Mar. 11	Old Dominion 14, (1) Virginia 5
Mar. 24	Southern Miss 3, (29) Mississippi State 0
Mar. 31	Florida Atlantic 11, (6) UCF 5
Apr. 14	Rice 11, (25) Houston 0
Apr. 22	WKU 7, (3) Louisville 3
Apr. 28	Old Dominion 3, (22) Virginia 1
May 30	FIU 2, (25) East Carolina 0
May 31	Rice 3, (13) Houston 2 (20 inn.)

ALL-TIME NON-CONFERENCE, TOP 10 WINS

156 OVERALL, 63 OVER TOP 5 OPPONENTS

2015 (6)

Feb. 14	Rice 10, (6) Texas 9
Feb. 14	Rice 5, (6) Texas 2
Feb. 18	Florida Atlantic 5, (8) Miami (Fla.) 3
Mar. 11	Old Dominion 14, (1) Virginia 5
Mar. 31	Florida Atlantic 11, (6) UCF 5
Apr. 22	WKU 7, (3) Louisville 3

2014 (7)

Mar. 25	Southern Miss 5, (9) Mississippi 3
Mar. 25	Tulane 3, (3) LSU 2 (11 inn.)
Apr. 8	Rice 7, (7) Texas 2
Apr. 9	UAB 2, (9) Alabama 1
Apr. 22	Southern Miss 6, (8) Alabama 3
Apr. 29	Old Dominion 8, (1) Virginia 1
Apr. 30	Southern Miss 7, (10) Mississippi 6

2013 (5)

Feb. 15	Rice 5, (7) Stanford 1
Feb. 17	Rice 3, (7) Stanford 0
Feb. 26	Memphis 4, (3) Mississippi 3
June 1	Rice 1, (7) Oregon 0
June 3	Rice 11, (7) Oregon 4

2012 (5)

Mar. 3	Houston 4, (7) Arkansas 1
Mar. 11	Rice 1, (2) Stanford 0
Mar. 13	Rice 5, (6) Arizona 1
Apr. 4	UCF 4, (9) Miami (Fla.) 1
Apr. 18	Rice 5, (2) Texas A&M 4

2011 (6)

Mar. 5	Rice 1, (9) Texas A&M 0
Apr. 5	UCF 4, (4) Florida 3
Apr. 5	Houston 3, (5) Texas A&M 2
Apr. 12	Rice 2, (5) Texas A&M 0
Apr. 20	UCF 8, (5) Florida 6
May 7	UCF 14, (6) Florida State 10

2010 (5)

Feb. 20	East Carolina 6, (2) Virginia 1
Feb. 27	East Carolina 4, (10) South Carolina 3
Feb. 28	East Carolina 4, (10) South Carolina 2
Mar. 6	Houston 1, (3) Texas 0
Mar. 16	Rice 10, (2) Texas 6

2009 (12)

Feb. 27	Rice 5, (9) UCLA 4 (10 inn.)
Feb. 28	Rice 2, (1) Texas A&M 0
Mar. 1	Rice 8, (6) Baylor 3
Mar. 8	Houston 3, (17) Cal Poly 2
Mar. 13	Tulane 6, (10) UC Irvine 3
Mar. 17	Rice 6, (2) Texas 3
Apr. 1	Tulane 8, (2) LSU 7
Apr. 21	Rice 7, (5) Texas 4
Apr. 22	East Carolina 4, (1) North Carolina 0
Apr. 28	Southern Miss 6, (7) Mississippi 4
June 6	Southern Miss 9, (9) Florida 7
June 7	Southern Miss 7, (9) Florida 6

2008 (7)

Feb. 23	East Carolina 13, (2) South Carolina 4
Feb. 25	UCF 10, (5) Missouri 9
Mar. 1	Rice 10, (3) Texas 4
May 7	Rice 4, (10) Oklahoma State 2
June 1	Houston 4, (9) Texas A&M 3
June 7	Rice 9, (8) Texas A&M 7
June 8	Rice 6, (8) Texas A&M 5

2007 (10)

Feb. 24	Rice 9, (7) Nebraska 5
Mar. 3	Rice 9, (6) Cal State Fullerton 3
Mar. 9	Memphis 6, (6) Clemson 4 (10 inn.)
Mar. 9	East Carolina 6, (7) Cal State Fullerton 1
Mar. 10	East Carolina 2, (7) Cal State Fullerton 0
Mar. 11	East Carolina 12, (7) Cal State Fullerton 5
Apr. 17	Rice 7, (5) Texas 4
June 8	Rice 3, (6) Texas A&M 2 (10 inn.)
June 9	Rice 5, (6) Texas A&M 2
June 17	Rice 14, (2) North Carolina 4

2006 (9)

Feb. 12	Tulane 4, (7) Texas 2
Feb. 25	Rice 3, (3) Nebraska 2
Mar. 3	Houston 5, (8) LSU 3
Mar. 4	Rice 3, (7) Cal State Fullerton 2 (10 inn.)
Mar. 4	Rice 6, (7) Cal State Fullerton 2
June 10	Rice 10, (9) Oklahoma 4
June 12	Rice 9, (9) Oklahoma 5
June 17	Rice 6, (6) Georgia 4
June 19	Rice 3, (8) Miami (Fla.) 2

2005 (14)

Feb. 13	Houston 6, (9) Texas A&M 1
Feb. 25	Houston 2, (2) LSU 1
Mar. 6	UAB 4, (2) LSU 3
Mar. 6	East Carolina 7, (7) Georgia 1
Mar. 8	Tulane 6, (5) LSU 2
Mar. 11	TCU 2, (7) Rice 1
Mar. 13	Tulane 13, (3) Cal State Fullerton 9
Apr. 5	Southern Miss 10, (9) Mississippi 9
Apr. 19	TCU 2, (8) Baylor 1
May 10	USF 8, (10) Florida 7
May 11	USF 11, (10) Florida 5
June 12	Tulane 7, (7) Rice 0
June 13	Tulane 9, (7) Rice 6
June 18	Tulane 3, (2) Oregon State 1

2004 (9)

Feb. 29	Houston 4, (8) Long Beach State 2
Mar. 6	Houston 10, (1) LSU 5
Mar. 12	Tulane 5, (5) Arizona State 3
Mar. 16	USF 7, (6) Miami (Fla.) 2
Mar. 16	Houston 3, (4) Rice 2
Mar. 23	Southern Miss 8, (8) Mississippi 7
Apr. 6	Tulane 1, (2) LSU 0
Apr. 20	Southern Miss 8, (6) Mississippi 4
Apr. 27	Southern Miss 6, (9) Mississippi 3

2003 (6)

Mar. 19	Memphis 8, (9) Mississippi State 7 (10 inn.)
Apr. 16	Houston 5, (1) Rice 1
Apr. 29	Tulane 9, (6) LSU 5
May 13	Houston 8, (9) Texas A&M 6
May 31	East Carolina 10, (7) Georgia Tech 3
June 7	Houston 5, (1) Rice 1

2002 (10)

Feb. 8	TCU 8, (9) Texas 1
Feb. 22	Houston 11, (3) LSU 3
Feb. 24	Houston 12, (3) LSU 11
Feb. 27	Southern Miss 5, (10) Mississippi 1
Mar. 1	Houston 7, (8) Cal State Fullerton 3
Mar. 3	Houston 8, (6) Miami (Fla.) 6
Mar. 5	Tulane 6, (6) LSU 5
Mar. 26	TCU 5, (10) Baylor 3
Apr. 2	Houston 1, (3) Rice 0
June 7	Houston 2, (8) Texas 0

2001 (5)

Feb. 21	Houston 14, (1) Rice 5
Mar. 7	Tulane 13, (2) LSU 3
Mar. 21	Houston 4, (1) Rice 3
Apr. 4	South Florida 12, (7) Stetson 6
Apr. 11	Tulane 7, (2) LSU 6

2000 (7)

Feb. 25	Houston 10, (2) LSU 2
Feb. 26	Houston 11, (2) LSU 7
Feb. 27	Houston 10, (2) LSU 2
Mar. 10	Houston 3, (5) USC 2
Mar. 11	Houston 14, (5) USC 7
Mar. 12	Houston 8, (5) USC 4
Apr. 18	Houston 13, (7) Baylor 2

1999 (6)

Feb. 13	Houston 9, (10) Alabama 5 (11 innings)
Feb. 14	Houston 6, (10) Alabama 2
Feb. 16	Houston 12, (5) Texas 9
Feb. 23	Houston 8, (2) Rice 3
Apr. 21	UAB 8, (6) Mississippi State 6
Apr. 23	Houston 8, (1) Rice 3

1998 (2)

Feb. 1	South Florida 15, (2) Miami (Fla.) 2
Apr. 22	UAB 4, (4) Alabama 3

1997 (6)

Feb. 7	South Florida 10, (5) Oklahoma State 2
Feb. 8	Houston 16, (4) Rice 12
Mar. 1	Houston 10, (7) Wichita State 6
Mar. 2	Houston 4, (7) Wichita State 3
Apr. 16	UAB 10, (5) Alabama 2
Apr. 29	Southern Miss 9, (5) Mississippi State 4

1996 (4)

Feb. 17	South Florida 6, (7) Clemson 5
Feb. 18	South Florida 7, (7) Clemson 2
Feb. 24	Tulane 16, (8) Mississippi State 3
Mar. 5	South Florida 10, (7) Miami (Fla.) 4



HISTORY

NCAA APPEARANCES

CHARLOTTE (5)

2011, 2008, 2007, 1998, 1993

FIU (11)

2015, 2011, 2010, 2002, 2001, 2000
1999, 1998, 1997, 1995, 1991

FLORIDA ATLANTIC (9)

2015, 2013, 2010, 2005, 2004
2003, 2002, 2000, 1999

LOUISIANA TECH (6)

1987, 1986, 1980, 1978, 1975
1974

MARSHALL (2)

1978, 1973

MIDDLE TENNESSEE (13)

2009, 2004, 2003, 2001, 2000
1995, 1991, 1990, 1988, 1987
1982, 1981, 1976

OLD DOMINION (8)

2014, 2000, 1996, 1995, 1994
1990, 1985, 1982

RICE (21)

2015, 2014, 2013, 2012, 2011, 2010, 2009
2008 (CWS), 2007 (CWS), 2006 (CWS)
2005, 2004, 2003 (CWS), 2002 (CWS)
2001, 2000, 1999 (CWS), 1998, 1997 (CWS)
1996, 1995

SOUTHERN MISS (12)

2011, 2010, 2009 (CWS), 2008, 2007, 2006
2005, 2004, 2003, 1999, 1991, 1990

UAB (2)

2012, 1991

UTSA (3)

2013, 2005, 1994

WKU (4)

2009, 2008, 2004, 1980

NCAA TEAM RECORDS

Longest Winning Streak

34 Florida Atlantic 1999

Stolen Bases in an Inning

8 FIU vs. Florida A&M 2-6-93

Fielding Assists in a Game

39 UAB vs. South Alabama 5-16-81

ANNUAL NCAA TEAM CHAMPIONS

Hits

1999 Rice 270

Doubles Per Game

1994 Southern Miss 2.64

Doubles

2009 Middle Tennessee 164

2006 Rice 162

2001 Rice 163

Triples

1999 Rice 37

Fielding Percentage

1981 Rice .973

1983 Rice .971

Strikeouts

2006 Rice 653

Strikeout Ratio

2012 Rice 9.1

2006 Rice 9.5

Earned Run Average

2004 Rice 2.64

2002 Rice 2.79

1999 FIU 2.40

1984 Rice 2.60

Double Plays

2011 Southern Miss 81

2010 Southern Miss 84

2009 Southern Miss 83

2007 Rice 84

2003 Southern Miss 72

Double Plays Per Game

2013 Southern Miss 1.37

Winning Percentage

2006 Rice .814

Most Improved

1999 Florida Atlantic +23

ALL-TIME RECORDS

	YRS	W	L	T	PCT
CHA	36	1071	926	7	.536
FIU	52	1509	951	1	.611
FAU	43	1259	750	7	.626
LT	70	1676	1417	3	.542
MAR	109	1331	1513	12	.468
MT	66	1462	1136	8	.563
ODU	85	1612	1282	11	.557
RICE	90	1792	1229	14	.589
USM	86	1609	1290	11	.555
UAB	36	1037	979	1	.514
UTSA	23	652	638	0	.505
WKU	106	1712	1417	12	.547



Rice's Ryan Berry pitched in the CWS in 2007 and 2008



Corky Palmer led Southern Miss to its first CWS appearance in 2009



UAB won the 2012 C-USA Championship to return to NCAA Regional play

C-USA CHAMPIONSHIP RESULTS

2015

Pete Taylor Park, Hattiesburg, Miss.

Wed., May 20

(5) UTSA 9, (4) Middle Tennessee 7
(8) FIU 6, (1) Rice 5
(2) Florida Atlantic 6, (7) Old Dominion 4
(6) UAB 4, (3) Southern Miss 0

Thu., May 21

Middle Tennessee 6, Rice 5
Southern Miss 2, Old Dominion 0 (12 inn.)
FIU 15, UTSA 5

Fri., May 22

UAB 2, Florida Atlantic 1
Middle Tennessee 5, UTSA 4
Florida Atlantic 5, Southern Miss 4

Sat., May 23

FIU 15, Middle Tennessee 3
UAB 10, Florida Atlantic 0

Sun., May 24

Championship Game
FIU 8, UAB 2

2014

Pete Taylor Park, Hattiesburg, Miss.

Wed., May 21

(4) Middle Tennessee 3, (5) Old Dominion 2
(1) Rice 9, (8) FIU 2
(7) UTSA 4, (2) UAB 1
(6) East Carolina 9, (3) Southern Miss 8 (11 inn.)

Thu., May 22

Old Dominion 3, FIU 2
Southern Miss 4, UAB 3
Rice 8, Middle Tennessee 2
UTSA 8, East Carolina 3

Fri., May 23

Old Dominion 2, Middle Tennessee 1
Southern Miss 3, East Carolina 1

Sat., May 24

Old Dominion 3, Rice 2
Southern Miss 8, UTSA 7
Rice 7, Old Dominion 5
UTSA 7, Southern Miss 0

Sun., May 25

Championship Game
Rice 11, UTSA 5

2013

Reckling Park, Houston, Texas

Wed., May 22

(4) Memphis 6, (5) UCF 1
(2) Southern Miss 10, (7) Tulane 7
(1) Rice 3, (8) UAB 1

Thu., May 23

(6) Houston 9, (3) East Carolina 4
(4) Memphis 6, (8) UAB 5
(1) Rice 5, (5) UCF 1

Fri., May 24

(7) Tulane 6, (3) East Carolina 5
(2) Southern Miss 4, (6) Houston 2
(8) UAB 5, (5) UCF 1

Sat., May 25

(1) Rice 10, (4) Memphis 1
(7) Tulane 3, (6) Houston 2
(3) East Carolina 8, (2) Southern Miss 7

Sun., May 26

Championship Game
(1) Rice 5, (4) Southern Miss 4 (11 innings)

2012

Trustmark Park, Pearl, Miss.

Wed., May 23

(5) Memphis 14, (4) Southern Miss 3
(1) Rice 7, (8) Houston 5
(3) Tulane 4, (6) East Carolina 3

Thu., May 24

(7) UAB 15, (2) UCF 1
(4) Southern Miss 8, (8) Houston 7 (10 inn.)
(5) Memphis 3, (1) Rice 2

Fri., May 25

(7) UAB 6, (3) Tulane 3
(2) UCF 11, (6) East Carolina 1
(8) Houston 7, (5) Memphis 3

Sat., May 26

(2) UCF 6, (3) Tulane 2
(6) East Carolina 10, (7) UAB 3
(4) Southern Miss 4, (1) Rice 2

Sun., May 27

Championship Game
UAB 5, Memphis 0

2011

Trustmark Park, Pearl, Miss.

Wed., May 25

(4) UCF 16, (5) Memphis 9
(8) UAB 9, (1) Rice 8
(6) Houston 8, (3) East Carolina 5
(2) Southern Miss 6, (7) Tulane 1

Thu., May 26

(4) UCF 6, (8) UAB 4
(1) Rice 8, (5) Memphis 5
(3) East Carolina 4, (7) Tulane 2 (11 innings)
(6) Houston 7, (2) Southern Miss 6 (14 innings)

Fri., May 27

(5) Memphis 5, (8) UAB 4
(1) Rice 4, (4) UCF 2
(7) Tulane 7, (6) Houston 1
(3) East Carolina 4, (2) Southern Miss 0

Sat., May 28

Championship Game
(1) Rice 4, (6) Houston 3 (10 innings)

2010

Cougar Field, Houston, Texas

Wed., May 26

Southern Miss 8, Memphis 2
Rice 11, East Carolina 3
Houston 11, Marshall 7

Thurs., May 27

East Carolina 8, Southern Miss 1
Marshall 10, Memphis 7
Rice 24, Houston 3

Fri., May 28

Memphis 3, East Carolina 2
Rice 18, Marshall 0
Southern Miss 10, Houston 6

Sat., May 29

Championship Game
Southern Miss 7, Rice 4

2009

Pete Taylor Park, Hattiesburg, Miss.

Wed., May 20

(6) UAB 8, (3) Houston 3
(2) Rice 13, (7) Marshall 0
(1) East Carolina 6, (8) UCF 3
(5) Southern Miss 15, (4) Tulane 2

Thu., May 21

Houston 4, Marshall 1
Tulane 7, UCF 3
Rice 8, UAB 1
Southern Miss 5, East Carolina 2

Fri., May 22

Houston 4, UAB 1
Southern Miss 3, East Carolina 0
Rice 7, Houston 2
Southern Miss 3, Tulane 1

Sun., May 24

Championship Game
Rice 8, Southern Miss 6

2008

Greer Field at Turchin Stadium, New Orleans, La.

Wed., May 21

(4) Houston 5, (5) East Carolina 4 (10 inn.)
(8) UAB 8, (1) Rice 2
(2) Southern Miss 8, UCF 5
(6) Marshall 10, (3) Tulane 5

Thu., May 22

East Carolina 4, Rice 3

Fri., May 23

Tulane 5, UCF 2
UAB 5, Houston 4
Southern Miss 5, Marshall 3
Houston 2, East Carolina 1

Sat., May 24

Marshall 8, Tulane 7
Houston 10, UAB 5
Marshall 6, Southern Miss 3
Houston 3, UAB 1

Sun., May 25

Marshall 5, Southern Miss 3
Championship Game
Houston 3, Marshall 2

2007

Clark-LeClair Stadium, Greenville, North Carolina

Wed., May 23

(5) Memphis 12, (4) Houston 4
(1) Rice 16, (8) UCF 6
(3) Southern Miss 9, (6) UAB 5
(2) East Carolina 4, (7) Tulane 2

Thu., May 24

UCF 1, Houston 0
Tulane 13, UAB 5
Rice 7, Memphis 5
East Carolina 2, Southern Miss 1 (10 inn.)

Fri., May 25

Memphis 12, UCF 6
Tulane 6, Southern Miss 2

Sat., May 26

Memphis 2, Rice 1
East Carolina 9, Tulane 4
Rice 20, Memphis 9

Sun., May 27 - Championship Game

Rice 16, East Carolina 8

2006

Reckling Park, Houston, Texas

Wed., May 24

(6) East Carolina 4, (3) Tulane 2
(2) Houston 9, (7) Marshall 1
(1) Rice 9, (8) UAB 3
(5) Southern Miss 6, (4) Memphis 2

Thu., May 25

Tulane 12, Marshall 1 (8 inn.)
Memphis 13, UAB 2 (7 inn.)
Houston 7, East Carolina 1
Rice 5, Southern Miss 1

Fri., May 26

Tulane 2, East Carolina 1 (10 inn.)
Memphis 8, Southern Miss 5

Sat., May 27

Houston 6, Tulane 0
Rice 7, Memphis 4

Sun., May 28 - Championship Game

Rice 11, Houston 5

2005

Pete Taylor Park, Hattiesburg, Miss.

Wed., May 25

(4) East Carolina 6, (5) Houston 5
(1) Tulane 8, (8) UAB 6
(2) TCU 4, (7) Louisville 2
(3) Southern Miss 5, (6) USF 3

Thu., May 26

Houston 7, UAB 5
USF 11, Louisville 1
Tulane 16, East Carolina 3
TCU 8, Southern Miss 0

Fri., May 27

Houston 6, East Carolina 4
Southern Miss 9, USF 3

Sat., May 28

Tulane 10, Houston 1
TCU 13, Southern Miss 7

Sun., May 29 - Championship Game

TCU vs. Tulane (cancelled due to weather)
(*Tulane and TCU declared co-champions*)

2004

Cougar Field, Houston, Texas

Wed., May 26

(6) Memphis 10, (3) Southern Miss 5
(7) UAB 10, (2) Tulane 4
(1) East Carolina 13, (8) Louisville 2
(5) Houston 9, (4) TCU 5

Thu., May 27

Southern Miss 16, Tulane 4
TCU 4, Louisville 3
UAB 7, Memphis 6
Houston 6, East Carolina 5

Fri., May 28

Southern Miss 13, Memphis 0
TCU 10, East Carolina 4

Sat., May 29

Southern Miss 16, UAB 10
TCU 8, Houston 3
Southern Miss 9, UAB 7
TCU 5, Houston 4

Sun., May 30 Championship Game

TCU 3, Southern Miss 1

2003

Turchin Stadium, New Orleans, La.

Wed., May 21

(4) Houston 2, (5) East Carolina 1
(1) Southern Miss 13, (8) Charlotte 0
(7) Louisville 5, (2) TCU 1
(3) Tulane 4, (6) USF 3

Thu., May 22

East Carolina 8, Charlotte 5
USF 10, TCU 6
Southern Miss 7, Houston 2
Tulane 3, Louisville 1

Fri., May 23

East Carolina 5, Houston 0
Louisville 11, USF 4

Sat., May 24

Southern Miss 3, East Carolina 1
Tulane 5, Louisville 3

Sun., May 25 - Championship Game

Southern Miss 7, Tulane 5

2002

Grainger Stadium, Kinston, N.C.

Tue., May 21

(1) Houston 5, (8) Saint Louis 0
(4) Southern Miss 7, (5) Tulane 3

Wed., May 22

(7) USF 10, (2) Louisville 0 (8 inn.)
Tulane 6, Saint Louis 5
(6) East Carolina 5, (3) TCU 1

Thu., May 23

TCU 8, Louisville 1
Houston 7, Southern Miss 1
East Carolina 12, USF 10

Fri., May 24

Tulane 12, Southern Miss 5
USF 2, TCU 1

Sat., May 25

Houston 7, Tulane 2
East Carolina 3, USF 2
Sun., May 26 - Championship Game
East Carolina 4, Houston 0

2001

Zephyr Field, New Orleans, La.

Wed., May 16

(7) Southern Miss 6, (2) Houston 2
(3) USF 10, (6) Louisville 5
(5) Memphis 8, (4) Cincinnati 5
(8) Charlotte 8, (1) Tulane 4

Thu., May 17

Louisville 6, Houston 5
Tulane 9, Cincinnati 7
Southern Miss 18, USF 5
Memphis 4, Charlotte 2

Fri., May 18

USF 7, Louisville 3 (10 innings)
Tulane 6, Charlotte 2

Sat., May 19

USF 6, Southern Miss 4
Tulane 7, Memphis 6
USF 7, Southern Miss 4
Tulane 7, Memphis 2

Sun., May 20 - Championship Game

Tulane 21, USF 4

2000

Florida Power Park, St. Petersburg, Fla.

Wed., May 17

(7) UAB 11, (2) Tulane 4
(6) Cincinnati 7, (3) Southern Miss 2 (10
innings)

(1) Houston 4, (8) Louisville 3
(4) Charlotte 2, (5) USF 1

Thu., May 18

Southern Miss 10, Tulane 9
USF 10, Louisville 6
Cincinnati 9, UAB 4
Charlotte 6, Houston 1

Fri., May 19

UAB 10, Southern Miss 6
Houston 19, USF 6

Sat., May 20

Cincinnati 15, UAB 6
Houston 3, Charlotte 0
Houston 14, Charlotte 2

Sun., May 21 - Championship Game

Houston 7, Cincinnati 4 (10 innings)

1999

USA Stadium, Millington, Tenn.

Tuesday, May 18 (play-in games)

8) Cincinnati 8, (9) UAB 7
(10) Saint Louis 5, (7) Charlotte 2

Wednesday, May 19

(3) Southern Miss 10, (6) Louisville 5
(2) Tulane 10, Cincinnati 5
(1) Houston 14, Saint Louis 4
(5) USF 8, (4) Memphis 6

Thursday, May 20

Louisville 10, Cincinnati 9
Saint Louis 11, Memphis 9
Tulane 11, Southern Miss 4
Houston 14, USF 3

Friday, May 21

Southern Miss 5, Louisville 2
Saint Louis 16, USF 5

Saturday, May 22

Tulane 13, Southern Miss 7
Houston 3, Saint Louis 0

Sunday, May 23 - Championship Game

Tulane 12, Houston 9

1998

Zephyr Field, New Orleans, La.

Tuesday, May 12 (play-in games)

(9) Saint Louis 7, (8) USF 6
(7) Memphis 6, (10) Cincinnati 5

Wednesday, May 13

(3) Charlotte 13, (6) Southern Miss 3
(2) Houston 3, Memphis 2
(5) Louisville 9, (4) UAB 8
(1) Tulane 7, Saint Louis 3

Thursday, May 14

Southern Miss 7, Memphis 6
UAB 4, Saint Louis 1
Charlotte 6, Houston 5
Tulane 13, Louisville 2

Friday, May 15

Southern Miss 6, Houston 5
Louisville 11, UAB 6

Saturday, May 16

Charlotte 6, Southern Miss 5
Tulane 6, Louisville 3

Sunday, May 17 - Championship Game

Tulane 5, Charlotte 3

1997

Turchin Stadium, New Orleans, La.

Tuesday, May 13 (play-in games)

(9) Saint Louis 9, (8) Memphis 2
(10) Cincinnati 8, (7) Louisville 5

Wednesday, May 14

(3) USF 5, (6) UAB 2
(2) Houston 13, Saint Louis 4
(5) Charlotte 14, (4) Southern Miss 9
(1) Tulane 10, Cincinnati 0

Thursday, May 15

UAB 6, Saint Louis 2
Southern Miss 5, Cincinnati 0
Houston 2, USF 0
Charlotte 8, Tulane 6

Friday, May 16

UAB 5, USF 3
Tulane 6, Southern Miss 2

Saturday, May 17

UAB 6, Houston 5
Tulane 13, Charlotte 4
Houston 10, UAB 8
Charlotte 9, Tulane 2

Sunday, May 18 - Championship Game

Houston 22, Charlotte 7

1996

Pete Taylor Park, Hattiesburg, Miss.

Tuesday, May 14 (play-in game)

(8) Louisville 4, (9) Cincinnati 2

Wednesday, May 15

(5) Charlotte 17, (4) UAB 9
Louisville 13, (1) USF 9
(2) Tulane 14, (7) Saint Louis 5
(3) Southern Miss 9, (6) Memphis 4

Thursday, May 16

USF 9, UAB 7
Saint Louis 9, Memphis 8 (10 innings)
Charlotte 23, Louisville 3
Tulane 9, Southern Miss 5

Friday, May 17

USF 14, Louisville 11
Southern Miss 9, Saint Louis 5

Saturday, May 18

USF 13, Charlotte 2
Tulane 10, Southern Miss 8
USF 17, Charlotte 6

Sunday, May 19 - Championship Game

Tulane 2, USF 0

NCAA POSTSEASON RESULTS

2015

Coral Gables Regional

FRI., MAY 29

(1) Miami (Fla.) 6, (4) FIU 2

SAT., MAY 30

FIU 2, East Carolina 0

SUN., MAY 31

Columbia 4, FIU 3

Gainesville Regional

FRI., MAY 29

(3) South Florida 5, (2) Florida Atlantic 3

SAT., MAY 30

Florida Atlantic 8, Florida A&M 1

SUN., MAY 31

Florida Atlantic 8, South Florida 4

Florida 2, Florida Atlantic 1

Houston Regional

FRI., MAY 29

(3) Louisiana-Lafayette 7, (2) Rice 6

SUN., MAY 31

Rice 3, Houston Baptist 1

Rice 3, Houston 2 (20 innings)

Mon., June 1

Louisiana-Lafayette 5, Rice 2

2014

Houston Regional (Houston, Texas)

FRI., MAY 30

(1) Rice 7, (4) George Mason 2

SAT., MAY 31

Texas 3, Rice 2 (11 inn.)

SUN., JUNE 1

Texas A&M 9, Rice 8 (10 inn.)

Columbia Regional (Columbia, S.C.)

FRI., MAY 30

(2) Maryland 4, (3) Old Dominion 3

SAT., MAY 31

Campbell 4, Old Dominion 1 (12 inn.)

2013

Eugene Regional

FRI., MAY 30

(2) Rice 3, (3) San Francisco 2

SAT., JUNE 1

(2) Rice 1, (1) Oregon 0

SUN., JUNE 2

(1) Oregon 11, (2) Rice 0

MON., JUNE 3

(2) Rice 11, (1) Oregon 4

Raleigh Super Regional

SAT., JUNE 8

(7) NC State 4, (13) Rice 3

SUN., JUNE 9

(7) NC State 5, (13) Rice 4 (17 inn.)

2012

Houston Regional

FRI., JUNE 1

(1) Rice 3, (4) Prairie View 2

SAT., JUNE 2

(2) Arkansas 1, (1) Rice 0

SUN., JUNE 3

(3) Sam Houston State 4, (1) Rice 1

Coral Gables Regional

FRI., JUNE 1

(2) UCF 2, (3) Missouri State 1

SAT., JUNE 2

(2) UCF 9, (4) Stony Brook 8

SUN., JUNE 3

(4) Stony Brook 12, (2) UCF 5

MON., JUNE 4

(4) Stony Brook 10, (2) UCF 6

Chapel Hill Regional

FRI., JUNE 1

(3) St. John's 11, (2) East Carolina 3

SAT., JUNE 2

(2) East Carolina 10, (4) Cornell 6

SUN., JUNE 3

(1) North Carolina 5, (2) East Carolina 3

Tallahassee Regional

FRI., JUNE 1

(1) Florida State 2, UAB 1

SAT., JUNE 2

(2) Mississippi State 8, (4) UAB 1

2011

Houston Regional

FRI., JUNE 3

(1) Rice 14, (4) Alcorn State 2

SAT., JUNE 4

(2) Baylor 3, (1) Rice 2

SUN., JUNE 5

(3) California 6, (1) Rice 3

Atlanta Regional

FRI., JUNE 3

(3) Mississippi State 3,

(2) Southern Miss 0

SAT., JUNE 4

(1) Georgia Tech 6, (2) Southern Miss 2

Charlottesville Regional

FRI., JUNE 3

(3) St. John's 2, (2) East Carolina 0

SAT., JUNE 4

(2) East Carolina 6, (4) Navy 1

SUN., JUNE 5

(2) East Carolina 6, (3) St. John's 4

(1) Virginia 13, (2) East Carolina 1

Tallahassee Regional

FRI., JUNE 3

(3) Alabama 5, (2) UCF 3

SAT., JUNE 4

(2) UCF 16, (4) Bethune-Cookman 5

SUN., JUNE 5

(3) Alabama 12, (2) UCF 5

2010

Austin Regional

FRI., JUNE 4

(3) Louisiana-Lafayette 1, (2) Rice 0

SAT., JUNE 5

(2) Rice 19, Rider 1

SUN., JUNE 6

(2) Rice 9, Louisiana-Lafayette 1

(1) Texas 4, (2) Rice 1

Auburn Regional

FRI., JUNE 4

(2) Clemson 10, (3) Southern Miss 1

SAT., JUNE 5

(3) Southern Miss 19, Jacksonville State 6

SUN., JUNE 6

(1) Auburn 17, (3) Southern Miss 8

2009

College World Series

SUN., JUNE 14

(4) Texas 7, Southern Miss 6

TUE., JUNE 16

(5) North Carolina 11, Southern Miss 4

Baton Rouge Super Regional

FRI., JUNE 5

(1) LSU 12, Rice 9

SAT., JUNE 6

(1) LSU 5, Rice 3

Chapel Hill Super Regional

SAT., JUNE 6

(5) North Carolina 10,

East Carolina 1

SUN., JUNE 7

(5) North Carolina 9, East Carolina 3

Gainesville Super Regional

SAT., JUNE 6

Southern Miss 9, (9) Florida 7

SUN., JUNE 7

Southern Miss 7, (9) Florida 6

Houston Regional

FRI., MAY 29

(1) Rice 5, (4) Sam Houston State 2

SAT., MAY 30

Kansas State 7, Rice 6

SUN., MAY 31

Rice 12, Xavier 5

Rice 8, Kansas State 0

MON., JUNE 1

Rice 13, Kansas State 4

Atlanta Regional

FRI., MAY 29

(3) Southern Miss 17, (2) Elon 15

SAT., MAY 31

Southern Miss 10, Georgia Tech 7

SUN., MAY 31

Georgia Tech 10, Southern Miss 3

MON., JUNE 1

Southern Miss 12, Georgia Tech 8

Greenville Regional

SAT., MAY 30

(1) East Carolina 11,

(4) Binghamton 7

South Carolina 12, East Carolina 2

SUN., MAY 31

East Carolina 16, Binghamton 9

East Carolina 8, South Carolina 6

MON., JUNE 1

East Carolina 10, South Carolina 9 (10 inn.)

2008

College World Series

SUN., JUNE 15

(8) Fresno State 17, Rice 5

TUE., JUNE 17

(5) LSU 6, Rice 5

Houston Super Regional

SAT., JUNE 7

Rice 9, Texas A&M 7

SUN., JUNE 8

Rice 6, Texas A&M 5

Houston Regional

FRI., MAY 30

(1) Rice 3, (4) Sam Houston State 2

SAT., MAY 31

Rice 11, St. John's 2

SUN., JUNE 1

Rice 7, Texas 4

Baton Rouge Regional

FRI., MAY 30

(2) Southern Miss 13, (3) New Orleans 6

SAT., MAY 31

LSU 13, Southern Miss 4

SUN., JUNE 1

Southern Miss 8, New Orleans 2

LSU 11, Southern Miss 4

Conway Regional

FRI., MAY 30

(3) Alabama 16, (2) East Carolina 3

SAT., MAY 31

East Carolina 9, Columbia 0

SUN., JUNE 1

East Carolina 16, Alabama 1

Coastal Carolina 24,

East Carolina 11

College Station Regional

FRI., MAY 30

(3) Houston 9, (2) Dallas Baptist 5

SAT., MAY 31

Texas A&M 22, Houston 4

SUN., JUNE 1

Houston 14, Illinois-Chicago 11 (11 inn.)

Houston 4, Texas A&M 3

MON., JUNE 2

Texas A&M 13, Houston 5

Tallahassee Regional

FRI., MAY 30

(3) Tulane 7, (2) Florida 4

SAT., MAY 31

Tulane 4, Bucknell 1

SUN., JUNE 1

Florida State 24, Bucknell 6

Florida State 17, Tulane 8

MON., JUNE 2

Florida State 16, Tulane 7

2007

College World Series

FRIDAY, JUNE 15

(1) Rice 15, Louisville 10

SUNDAY, JUNE 17

(1) Rice 14, North Carolina 4

WEDNESDAY, JUNE 20

North Carolina 6, (1) Rice 1

THURSDAY, JUNE 21

North Carolina 7, (1) Rice 4

Houston Super Regional

FRIDAY, JUNE 8

(1) Rice 3, (6) Texas A&M 2 (10 inn.)

SATURDAY, JUNE 9

(1) Rice 5, (6) Texas A&M 2

Houston Regional

FRIDAY, JUNE 1

(1) Rice 5, (4) Prairie View 0

SATURDAY, JUNE 2

SATURDAY, JUNE 3

(1) Oklahoma 8, (2) Houston 6

*Oxford Regional***FRIDAY, JUNE 2**

(3) South Alabama 7, (2) Tulane 1

SATURDAY, JUNE 3

(2) Tulane 12,

(4) Bethune-Cookman 7

SUNDAY, JUNE 4

(2) Tulane 18, (3) South Alabama 11

(3) Mississippi 12, (2) Tulane 4

*Tuscaloosa Regional***FRIDAY, JUNE 2**

(2) Troy 10, (3) Southern Miss 8

SATURDAY, JUNE 3

(3) Southern Miss 6, (4) Jacksonville State 2

SUNDAY, JUNE 4

(2) Troy 6, (3) Southern Miss 5

2005*College World Series***SATURDAY, JUNE 18**

Tulane 3, Oregon State 1

MONDAY, JUNE 20

Texas 5, Tulane 0

TUESDAY, JUNE 21

Baylor 8, Tulane 7

*New Orleans Super Regional***SATURDAY, JUNE 11**

Rice 9, Tulane 5

SUNDAY, JUNE 12

Tulane 7, Rice 0

MONDAY, JUNE 13

Tulane 9, Rice 6

*New Orleans Regional***FRIDAY, JUNE 3**

(1) Tulane 17, (4) Southern 7

SATURDAY, JUNE 4

(1) Tulane 10, (2) Alabama 4

MONDAY, JUNE 6

(1) Tulane 7, (2) Alabama 4

*Waco Regional***SATURDAY, JUNE 4**

(2) TCU 5, (3) Stanford 1

SUNDAY, JUNE 5

(1) Baylor 8, (2) TCU 3

(3) Stanford 12, (2) TCU 4

*Oxford Regional***FRIDAY, JUNE 3**

(3) Oklahoma 5, (2) Southern Miss 4

SATURDAY, JUNE 4

(4) Maine 12, (2) Southern Miss 2

*Tempe Regional***FRIDAY, JUNE 3**

(2) Arizona State 9,

(3) East Carolina 6

SATURDAY, JUNE 4

(4) UNLV 5, (3) East Carolina 3

2004*Columbia Super Regional***SATURDAY, JUNE 12**

South Carolina 4, East Carolina 2

SUNDAY, JUNE 13

South Carolina 5, East Carolina 3

*Fullerton Super Regional***SATURDAY, JUNE 12**

Cal State Fullerton 9, Tulane 0

SUNDAY, JUNE 13

Cal State Fullerton 10, Tulane 7

*Kinston Regional***SATURDAY, JUNE 5**

(1) East Carolina 8, (4) Stony Brook 2

SUNDAY, JUNE 6

East Carolina 11, UNC Wilmington 4

MONDAY, JUNE 7

East Carolina 7, UNC Wilmington 0

*Baton Rouge Regional***FRIDAY, JUNE 4**

(2) Southern Miss 6, (3) Coll. of Charleston 5

SATURDAY, JUNE 5

LSU 6, Southern Miss 2

College of Charleston 7,

Southern Miss 3

*Oxford Regional***FRIDAY, JUNE 4**

(3) Tulane 3, (2) Washington 2

SATURDAY, JUNE 5

Tulane 7, Western Kentucky 0

SUNDAY, JUNE 6

Tulane 12, Washington 3

*Austin Regional***FRIDAY, JUNE 4**

(2) Oral Roberts 6, (3) TCU 5

SATURDAY, JUNE 5

TCU 12, Youngstown State 8

Oral Roberts 10, TCU 1

2003*Houston Super Regional***SATURDAY, JUNE 7**

(1) Rice 5, Houston 2

SUNDAY, JUNE 8

(1) Rice 10, Houston 2

MONDAY, JUNE 9

Houston 5, (1) Rice 2

*Hattiesburg Regional***FRIDAY, MAY 30**

(3) Southern U. 5,

(2) Southern Miss 3

SATURDAY, MAY 31

Southern Miss 18, Murray State 0

Southern Miss 18, Southern U. 1

SUNDAY, JUNE 1

Baylor 3, Southern Miss 2

*Atlanta Regional***FRIDAY, MAY 30**

(2) South Carolina 4, (3) East Carolina 0

SATURDAY, MAY 31

East Carolina 10, Georgia Tech 3

Stetson 9, East Carolina 4

*Baton Rouge Regional***FRIDAY, MAY 30**

(2) Tulane 8, (3) UNC Wilmington 3

SATURDAY, MAY 31

LSU 13, Tulane 5

UNC Wilmington 9, Tulane 8

(10 innings)

*College Station Regional***FRIDAY, MAY 30**

(2) Alabama 9, (3) Houston 3

SATURDAY, MAY 31

Houston 4, Oral Roberts 2

Houston 16, Alabama 8

SUNDAY, JUNE 1

Houston 7, Texas A&M 6

Houston 7, Texas A&M 6 (10 innings)

2002*Austin Super Regional (Austin, Texas)***SUNDAY, JUNE 9**

Texas 5, Houston 2

SATURDAY, JUNE 8

Texas 17, Houston 2

FRIDAY, JUNE 7

Houston 2, Texas 0

*Atlanta Regional (Atlanta, Ga.)***SATURDAY, JUNE 1**

(4) Coastal Carolina 9, Louisville 1

FRIDAY, MAY 31

(2) Georgia 7, (3) Louisville 1

*Baton Rouge, Regional (Baton Rouge, La.)***FRIDAY, MAY 31**

(2) Louisiana-Lafayette 6, (3) Tulane 3

SATURDAY, JUNE 1

Tulane 10, (4) Southern 2

(1) LSU 4, Tulane 2

*Clemson Regional (Clemson, S.C.)***SUNDAY, JUNE 2**

Clemson 21, East Carolina 1

SATURDAY, JUNE 1

(1) Clemson 4, East Carolina 2

East Carolina 7, (4) Georgia Southern 3

FRIDAY, MAY 31

(2) East Carolina 13, (3) Elon 7

*Mesa Regional (Mesa, Ariz.)***SUNDAY, JUNE 2**

Houston 7, Arizona State 3

SATURDAY, JUNE 1

Houston 8, (2) Arizona State 4

FRIDAY, MAY 31

(1) Houston 9, (4) New Mexico State 0

*Tallahassee Regional**(Tallahassee, Fla.)***SUNDAY, JUNE 2**

(1) Florida State 13, USF 6

SATURDAY, JUNE 1

USF 14, (4) Stetson 13

USF 7, UCF 2

FRIDAY, MAY 31

(2) UCF 6, (3) USF 1

2001*College World Series (Omaha, Neb.)***TUESDAY, JUNE 12**

(4) Cal St. Fullerton 11, (5) Tulane 2

SUNDAY, JUNE 10

(5) Tulane 6, (3) Nebraska 5

FRIDAY, JUNE 8

(4) Stanford 13, (5) Tulane 11

*New Orleans Super Regional (Metairie, La.)***FRIDAY, JUNE 1**

(9) Louisiana State 4, (5) Tulane 3 (13 innings)

SATURDAY, JUNE 2

(5) Tulane 9, (9) Louisiana State 4

SUNDAY, JUNE 3

(5) Tulane 7, (9) Louisiana State 1

*New Orleans Regional**(New Orleans, La.)***FRIDAY, MAY 25**

(5) Tulane 22, Southern 9

SATURDAY, MAY 26

(5) Tulane 13, Oklahoma State 10

SUNDAY, MAY 27

(5) Tulane 9, Oklahoma State 8

*Houston Regional (Houston, Texas)***FRIDAY, MAY 26**

(25) Baylor 7, Houston 1

SATURDAY, MAY 26

Texas-Arlington 7, Houston 6

*Wilson Regional**(Wilson, N.C.)***FRIDAY, MAY 25**

USF 7, Winthrop 2

SATURDAY, MAY 26

(10) East Carolina 12, USF 8

SUNDAY, MAY 27

Winthrop 6, USF 1

2000*Houston Super Regional**(Houston, Texas)***FRI., JUNE 2**

San Jose State 5, Houston 3

SAT., JUNE 3

Houston 5, San Jose State 2 (14 innings)

SUN., JUNE 4

San Jose State 3, Houston 2

*Houston Regional (Houston, Texas)***FRIDAY, MAY 26**

(1) Houston 7, (4) Princeton 6

SATURDAY, MAY 27

(1) Houston 5, (2) Rice 2

SUNDAY, MAY 28

(2) Rice 5, (1) Houston 4

(1) Houston 9, (2) Rice 5

*Starkville Regional**(Starkville, Mississippi)***FRIDAY, MAY 26**

(3) Notre Dame 8, (2) Tulane 4

SATURDAY, MAY 27

(2) Tulane 4, (4) South Alabama 3

(3) Notre Dame 10, (2) Tulane 6

1999*Houston Regional (Houston, Texas)***FRIDAY, MAY 28**

(1) Houston 6, Southwest Texas State 4

SATURDAY, MAY 29

(2) Southwestern Louisiana 5, Houston 3

Houston 8, Texas 5

SUNDAY, MAY 30

Southwestern Louisiana 19, Houston 8

*Auburn Regional (Auburn, Ala.)***FRIDAY, MAY 28**

(4) Winthrop 8, (1) Tulane 7 (11 inn.)

SATURDAY, MAY 29

Tulane 11, (3) North Carolina State 5

Tulane 15, (4) Winthrop 8

SUNDAY, MAY 30

Tulane 7, (1) Auburn 5

Auburn 13, Tulane 9

*Tuscaloosa Regional**(Tuscaloosa, Ala.)***FRIDAY, MAY 28**

(3) Southern Miss 20, (2) South Alabama 13

SATURDAY, MAY 29

(1) Alabama 10, Southern Miss 4

Southern Miss 10, South Alabama 9

SUNDAY, MAY 30

(1) Alabama 7, Southern Miss 6

1998*South II Regional (Baton Rouge, La.)***THURSDAY, MAY 21**

(3) Tulane 11, (4) Southwestern Louisiana 5

FRIDAY, MAY 22

Cal. State Fullerton 10, Tulane 6

SATURDAY, MAY 23

Harvard 14, Tulane 11

*Central Regional (College Station, Texas)***THURSDAY, MAY 21**

(2) Texas A&M 17, (5) Charlotte 0

FRIDAY, MAY 22

(6) Oral Roberts 20, Charlotte 13

1997*East Region (Tallahassee, Fla.)*

Thursday, May 22

(4) USF 5, (3) UCF 4

Friday, May 23

(2) Auburn 9, USF 0

Saturday, May 24

USF 9, (5) Western Carolina 4

(1) Florida State 6, USF 5

*South I Region (Baton Rouge, La.)***THURSDAY, MAY 22**

(2) South Alabama 12, (5) Houston 6

FRIDAY, MAY 23

(6) UNC Greensboro 9, Houston 5

1996*East Regional (at Gainesville, Fla.)***THURSDAY, MAY 23**

(4) USF 12, (3) N.C. State 3

FRIDAY, MAY 24

USF 14, (5) Massachusetts 8

S

YEAR BY YEAR STANDINGS

2015

	C-USA				All Games				
	W/L	Pct.	H	A	W/L	Pct.	H	A	N
x-Rice	22-8	.733	11-4	11-4	37-22	.627	21-8	15-9	1-5
Florida Atlantic	19-10	.655	8-7	11-3	42-19	.689	24-9	15-7	3-4
Southern Miss	19-10	.655	11-4	8-6	36-18-1	.664	19-9	14-7	2-2-1
Middle Tennessee	19-11	.633	11-3	8-7	32-27	.542	17-10	13-15	2-2
UTSA	17-13	.567	8-7	9-6	33-25	.569	20-10	12-13	1-2
UAB	15-15	.500	7-8	8-7	33-25	.569	17-11	14-12	2-2
Old Dominion	13-17	.433	9-6	4-11	27-29	.482	19-8	6-17	2-4
y-FIU	13-17	.433	7-8	6-9	30-31	.491	17-13	6-13	6-6
Marshall	12-18	.400	7-8	5-10	20-32	.385	8-10	8-19	4-3
Charlotte	11-19	.367	4-11	7-8	19-29	.395	9-20	8-9	2-0
WKU	10-19	.345	3-11	7-8	24-28	.462	10-13	14-12	0-3
Louisiana Tech	8-21	.276	6-8	2-13	25-27	.481	18-10	7-17	0-0

2014

	C-USA				All Games				
	W/L	Pct.	H	A	W/L	Pct.	H	A	N
&, # - Rice	23-7	.767	12-3	11-4	42-20	.677	21-9	16-7	5-4
UAB	20-10	.667	11-4	9-6	35-21	.625	21-8	14-11	0-1
Southern Miss	19-11	.633	10-5	9-6	35-25	.583	17-12	16-9	2-4
Middle Tennessee	17-13	.567	11-4	6-9	31-27	.534	21-11	9-14	1-2
Old Dominion	17-13	.567	8-7	9-6	36-26	.581	19-11	13-11	4-4
East Carolina	16-14	.533	7-8	9-6	33-26	.559	21-12	12-12	0-2
UTSA	16-14	.533	9-6	7-8	35-26	.574	21-12	11-12	3-2
FIU	16-14	.533	6-9	10-5	36-20	.643	23-11	13-7	0-2
Florida Atlantic	14-16	.467	8-7	6-9	28-25	.528	18-14	10-11	0-0
Tulane	10-18	.357	7-8	3-10	23-29	.442	17-12	5-15	0-2
Marshall	10-19	.345	7-7	3-12	20-31	.392	14-7	5-20	1-4
Charlotte	10-19	.345	3-11	7-8	19-31-1	.382	11-18-1	8-13	0-0
Louisiana Tech	5-25	.167	3-12	2-13	15-35	.300	10-19	5-16	0-0

&- regular season champion #- Tournament champion

2013

	C-USA				All Games				
	W/L	Pct.	H	A	W/L	Pct.	H	A	N
&,# - Rice	15-9	.625	7-5	8-4	44-20	.688	24-8	19-9	1-3
& - Southern Miss	15-9	.625	9-3	7-5	30-27	.526	19-12	8-12	3-3
East Carolina	14-10	.583	7-5	7-5	31-26	.544	18-14	12-9	1-2
Memphis	14-10	.583	8-4	6-6	35-24	.593	22-14	11-10	2-0
UCF	13-11	.565	7-5	6-6	29-30	.492	22-12	7-16	0-2
Houston	13-11	.565	8-4	5-7	36-22	.621	23-9	10-10	3-3
Tulane	11-13	.435	5-7	6-6	30-28	.517	16-16	10-11	4-1
UAB	7-17	.292	2-10	5-7	23-36	.390	13-14	7-18	3-3
Marshall	6-18	.250	5-7	1-11	20-34	.370	7-7	10-22	3-5

&- regular season champion #- Tournament champion

2012

	C-USA				All Games				
	W/L	Pct.	H	A	W/L	Pct.	H	A	N
&-Rice	17-7	.708	8-4	9-3	41-19	.683	25-11	13-5	3-3
UCF	16-8	.667	6-6	10-2	45-17	.726	27-11	14-3	4-3
Tulane	14-10	.583	6-6	8-4	38-20	.655	27-10	10-8	1-2
Southern Miss	14-10	.583	9-3	5-7	32-24	.571	20-8	9-11	3-5
Memphis	14-10	.583	6-6	8-4	31-28	.525	16-13	13-13	2-2
East Carolina	13-10-1	.563	9-2-1	4-8	36-24-1	.598	23-7-1	8-13	5-4
# -UAB	9-15	.375	7-5	2-10	32-30	.516	18-10	9-17	4-4
Houston	5-18-1	.229	3-9	2-9-1	18-35-1	.343	11-14	4-18-1	3-3
Marshall	5-19	.208	2-10	3-9	17-36	.321	2-12	9-18	6-6

&- regular season champion #- Tournament champion

2011

	C-USA				All Games				
	W/L	Pct.	H	A	W/L	Pct.	H	A	N
&,#- Rice	16-8	.667	8-4	8-4	42-21	.667	23-12	13-5	6-4
&- Southern Miss	16-8	.667	9-3	7-5	39-19	.672	23-5	12-9	4-5
East Carolina	14-10	.583	6-6	8-4	41-21	.661	24-10	12-9	5-2
UCF	12-12	.500	4-8	8-4	39-23	.629	20-11	15-8	4-4
Memphis	12-12	.500	6-6	6-6	30-27	.526	20-11	8-10	2-5
Houston	12-12	.500	4-8	8-4	27-32	.458	14-14	10-14	3-4
Tulane	10-14	.417	4-8	6-6	31-26	.544	22-15	8-9	1-2
UAB	9-15	.375	4-8	5-7	29-28	.509	18-9	8-14	3-5
Marshall	7-17	.292	4-8	3-9	20-31	.392	5-8	5-18	10-5

&- regular season champion #- Tournament champion

2010

	C-USA				All Games				
	W/L	Pct.	H	A	W/L	Pct.	H	A	N
&-Rice	17-7	.708	10-2	7-5	40-23	.635	21-6	13-14	6-3
#-Southern Miss	14-10	.583	8-4	6-6	36-24	.600	20-9	12-11	4-4
Memphis	12-12	.500	6-6	6-6	28-30	.483	17-10	8-15	4-4
Marshall	12-12	.500	7-5	5-7	27-31	.466	11-9	8-21	7-2
Houston	11-13	.458	7-5	5-7	25-32	.439	12-17	10-15	3-0
East Carolina	11-13	.458	7-5	4-8	32-27	.542	24-12	7-13	1-2
UAB	11-13	.458	6-6	5-7	28-25	.528	17-12	10-11	1-2
UCF	10-14	.417	4-8	6-6	33-22	.600	19-15	14-7	0-0
Tulane	10-14	.417	4-8	6-6	32-24	.571	26-14	6-10	0-0

&- regular season champion #- Tournament champion

2009

	C-USA				All Games				
	W/L	Pct.	H	A	W/L	Pct.	H	A	N
&-East Carolina	17-7	.708	9-3	8-4	46-20	.697	32-8	11-11	3-1
#-Rice	16-8	.667	9-3	7-5	43-18	.705	27-8	12-10	4-0
Houston	13-11	.542	5-7	8-4	27-30	.474	12-18	13-11	2-1
Tulane	13-11	.542	7-5	6-6	34-24	.586	24-12	8-12	2-0
Southern Miss	12-12	.500	5-7	7-5	40-26	.606	21-17	15-7	3-2
UAB	11-12	.478	5-6	6-6	31-26	.544	16-12	10-9	5-3
Marshall	9-15	.375	3-9	6-6	22-32	.407	9-13	10-15	4-3
UCF	9-15	.375	4-8	5-7	22-35	.386	15-19	7-14	0-2
Memphis	7-16	.304	5-7	2-9	21-32	.396	15-14	3-18	2-0

&- regular season champion #- Tournament champion

2008

	C-USA				All Games				
	W/L	Pct.	H	A	W/L	Pct.	H	A	N
&- Rice	21-3	.875	10-2	11-1	47-15	.758	28-5	16-5	3-5
Southern Miss	15-9	.625	9-3	6-6	42-22	.656	25-6	10-14	7-2
Tulane	13-9-1	.587	5-6-1	8-3	39-22-1	.637	25-13-1	11-8	3-1
#- Houston	14-10	.583	11-1	3-9	42-24	.636	24-6	10-15	8-3
East Carolina	13-11	.542	7-5	6-6	42-21	.667	27-7	12-11	3-3
Marshall	10-12-1	.466	7-4	3-8-1	30-30-1	.500	10-7	15-19-1	5-4
UCF	8-16	.333	6-6	2-10	31-27	.534	26-12	5-13	0-2
UAB	7-17	.292	6-6	1-11	26-34	.433	17-12	6-20	3-2
Memphis	5-18	.217	4-7	1-11	17-38	.309	10-18	6-16	1-4

&- regular season champion #- Tournament champion

2007

	C-USA				All Games				
	W/L	Pct.	H	A	W/L	Pct.	H	A	N
&, #- Rice	22-2	.917	12-0	10-2	56-14	.800	33-3	14-6	9-5
East Carolina	14-9	.609	7-5	7-4	40-23	.635	31-12	8-10	1-1
Southern Miss	14-10	.583	7-5	7-5	39-23	.629	23-7	10-13	6-4
Houston	12-12	.500	3-9	9-3	28-28	.500	11-14	13-9	4-4
Memphis	12-12	.500	7-5	5-7	36-27	.571	20-8	11-15	6-4
UAB	12-12	.500	5-7	7-5	25-33	.431	16-16	9-15	0-2
Tulane	9-15	.375	4-8	5-7	34-26	.567	24-14	7-13	2-0
UCF	7-17	.292	5-7	1-11	27-32	.458	21-15	5-15	1-2
Marshall	5-18	.217	2-9	3-9	21-32	.396	16-11	5-21	0-0

&- regular season champion #- Tournament champion

2006

	C-USA				All Games				
	W/L	Pct.	H	A	W/L	Pct.	H	A	N
&,# - Rice	22-2	.917	10-2	12-0	57-13	.814	33-6	17-3	6-4
Houston	18-6	.750	11-1	7-5	39-22	.639	22-4	13-15	4-3
Tulane	15-9	.625	8-4	7-5	43-21	.672	27-10	9-7	7-4
Memphis	13-11	.542	5-7	8-4	32-28	.533	15-13	12-11	4-4
Southern Miss	13-11	.542	8-4	5-7	39-23	.629	26-6	8-13	5-4
East Carolina	10-14	.417	7-5	3-9	33-26	.559	28-9	4-15	1-2
Marshall	6-18	.250	2-10	4-8	22-32	.407	13-14	9-16	0-2
UAB	6-18	.250	2-10	4-8	19-38	.333	11-17	6-18	2-3
UCF	5-19	.208	2-10	3-9	23-33	.411	15-20	8-13	0-0

&- regular season champion #- Tournament champion





2005

	C-USA				All Games				
	W/L	Pct.	H	A	W/L	Pct.	H	A	N
&#-Tulane	24-6	.800	13-2	11-4	56-12	.824	36-5	16-5	4-2
#-TCU	20-10	.667	11-4	9-6	41-20	.672	24-6	15-13	2-1
Southern Miss	20-10	.667	11-4	9-6	41-21	.661	26-8	12-9	3-4
East Carolina	18-12	.600	9-6	9-6	35-26	.574	18-10	12-13	5-3
Houston	16-13	.552	9-6	7-7	29-30	.492	16-14	10-12	3-4
USF	15-14	.517	9-6	6-8	33-31	.516	21-11	10-16	2-4
Louisville	15-14	.517	5-9	10-5	32-24	.571	20-15	12-7	0-2
UAB	14-16	.467	10-5	4-11	31-27	.534	22-10	9-15	0-2
Charlotte	13-17	.433	3-12	10-5	31-23	.574	18-16	13-7	0-0
Cincinnati	10-19	.344	6-8	4-11	25-30	.455	17-13	8-17	0-0
Saint Louis	8-22	.267	3-12	5-10	13-40	.245	5-20	8-18	0-2
Memphis	5-25	.167	2-13	3-12	13-42	.236	4-20	6-19	3-3

&- regular season champion #- Tournament co-champions

2004

	C-USA				All Games				
	W/L	Pct.	H	A	W/L	Pct.	H	A	N
& - East Carolina	25-5	.833	12-3	13-2	51-13	.797	29-4	17-8	5-1
Tulane	21-9	.700	13-2	7-7	41-21	.661	28-5	10-15	3-1
Southern Miss	21-9	.700	11-4	10-5	45-19	.703	22-8	15-8	8-2
# - TCU	19-11	.633	12-3	7-8	39-26	.600	20-9	12-14	7-3
Houston	19-11	.633	11-4	8-7	30-29	.508	19-12	9-13	2-4
Memphis	15-14	.517	10-4	5-10	29-28	.509	13-7	8-17	7-5
UAB	13-16	.448	5-10	8-6	30-29	.508	17-16	11-10	2-3
Louisville	13-17	.433	7-8	6-9	26-30	.464	17-17	8-11	1-2
USF	12-17	.414	9-9	3-8	31-24	.564	24-11	7-11	0-2
Charlotte	9-21	.300	4-11	5-10	20-32	.385	12-19	8-13	0-0
Cincinnati	6-24	.200	3-9	3-15	15-40	.273	3-9	11-31	1-1
Saint Louis	5-24	.172	3-11	2-13	14-41	.255	11-17	3-22	0-2

&Regular season champion #Tournament Champion

2003

	C-USA				All Games				
	W/L	Pct.	H	A	W/L	Pct.	H	A	N
&# - Southern Miss	23-7	.767	13-2	10-5	47-16	.746	26-7	16-8	5-1
TCU	22-8	.733	10-5	12-3	35-22	.614	21-9	14-9	0-4
Tulane	20-10	.667	14-1	6-9	44-19	.698	33-3	8-13	3-3
Houston	18-12	.600	10-5	8-7	37-30	.552	18-8	15-15	4-7
East Carolina	17-13	.567	10-5	7-8	34-27-1	.556	21-10	11-13-1	2-4
USF	14-14	.500	7-7	7-7	31-27	.534	19-12	9-13	2-2
Louisville	14-15	.483	7-8	7-7	34-23	.597	21-11	11-11	2-1
Charlotte	11-15	.423	5-7	6-8	21-28	.429	12-11	9-15	0-2
UAB	12-17	.414	10-5	2-12	27-26	.509	24-9	3-17	0-0
Memphis	11-18	.379	8-7	3-11	21-33	.389	14-14	6-18	1-1
Cincinnati	7-22	.241	3-11	4-11	15-39	.278	3-11	12-27	0-1
Saint Louis	6-24	.200	4-11	2-13	18-32	.360	13-13	4-15	1-4

&Regular season champion #Tournament Champion

2002

	C-USA				All Games				
	W/L	Pct.	H	A	W/L	Pct.	H	A	N
& - Houston	22-7	.759	12-3	10-4	48-17	.738	21-5	16-9	10-3
Louisville	21-9	.700	12-3	9-6	39-18	.684	26-6	13-8	0-4
TCU	19-11	.633	12-3	7-8	30-29	.508	16-6	8-14	6-9
Southern Miss	18-11	.621	10-5	8-6	36-22	.621	24-9	9-11	3-2
Tulane	17-13	.567	10-5	7-8	36-27	.571	21-10	10-12	4-5
# - East Carolina	16-13-1	.550	6-9	10-4-1	43-20-1	.680	23-10	14-10-1	6-0
USF	16-14	.533	9-6	7-8	35-29	.547	16-10	14-15	5-4
Saint Louis	11-17	.393	6-7	5-10	22-30	.423	12-13	10-14	0-3
Cincinnati	11-18-1	.383	7-7-1	4-11	26-29-1	.473	16-10	10-19	0-0
Memphis	10-20	.333	7-8	3-11	20-31	.392	11-13	8-16	1-2
Charlotte	9-21	.300	5-10	4-11	19-35	.352	14-17	5-16	0-2
UAB	7-23	.233	4-11	3-12	16-40	.286	12-19	4-19	0-2

&Regular season champion #Tournament Champion

2001

	C-USA				All Games				
	W/L	Pct.	H	A	W/L	Pct.	H	A	N
&#- Tulane	21-6	.778	12-3	9-3	56-13	.812	31-5	14-4	11-4
Houston	20-7	.714	12-0	8-7	29-30	.492	16-11	11-14	2-5
USF	16-11	.593	10-5	6-6	33-31	.516	17-13	9-14	7-4
Cincinnati	16-11	.593	11-4	5-7	34-24	.586	20-7	13-15	1-2
Memphis	13-14	.481	9-6	4-8	34-24	.586	21-10	8-11	5-3
Louisville	13-14	.481	8-7	5-7	32-29	.525	23-11	8-16	1-2
Southern Miss	11-16	.407	7-5	4-11	27-32	.458	16-13	8-17	3-2
Charlotte	10-17	.370	5-7	5-10	24-31	.436	16-10	7-16	1-5
Saint Louis	9-18	.333	6-6	3-12	21-32	.396	17-10	4-19	0-3
UAB	6-21	.222	6-6	0-15	25-30	.455	20-12	5-18	0-0

&Regular season champion #Tournament Champion

2000

	C-USA				All Games				
	W/L	Pct.	H	A	W/L	Pct.	H	A	N
&#- Houston	21-4	.840	11-4	10-0	48-18	.727	23-12	20-5	4-1
Tulane	20-6-1	.759	8-3-1	12-3	38-22-1	.631	19-7-1	14-9	5-6
Southern Miss	15-10	.600	10-5	5-5	32-26	.552	23-10	8-12	0-2
Charlotte	15-11	.577	9-5	6-6	32-25-1	.560	20-10	10-13-1	2-2
USF	14-13	.519	5-7	9-6	29-29	.500	16-13	12-14	1-2
Cincinnati	11-16	.407	5-7	6-9	35-25	.583	17-9	15-15	3-1
UAB	10-15	.400	5-8	4-7	28-32	.467	17-13	9-16	2-2
Louisville	10-16-1	.389	5-7	5-9-1	17-37-1	.318	10-16	7-19-1	0-1
Memphis	8-18	.308	4-8	4-10	15-37	.288	11-13	4-19	0-5
Saint Louis	6-21	.222	4-11	2-10	19-34	.358	10-14	9-18	0-2

#Regular season champion &Tournament Champion

1999

	C-USA				All Games				
	W/L	Pct.	H	A	W/L	Pct.	H	A	N
# - Houston	20-7	.741	10-2	10-5	40-24	.625	24-11	13-12	3-1
&Tulane	19-8	.704	12-3	7-5	48-17	.738	25-4	11-9	12-4
Southern Miss	18-9	.667	11-1	7-8	40-23	.635	27-3	7-16	6-4
Memphis	15-12	.555	10-5	5-7	28-26-1	.518	15-13	8-9-1	5-4
USF	15-12	.555	8-7	7-5	31-27	.534	17-13	13-12	1-2
Louisville	14-13	.519	7-8	7-5	37-19	.661	21-9	15-8	1-2
Charlotte	13-14	.481	6-6	7-8	26-26	.500	16-10	10-13	0-3
Cincinnati	9-18	.333	5-10	4-8	30-29	.508	16-13	12-13	2-3
UAB	7-20	.259	5-7	2-13	22-31	.415	15-12	6-18	1-1
Saint Louis	5-22	.185	2-10	3-12	19-39	.328	9-14	6-23	4-2

#Regular Season Champion &Tournament Champion

1998

	C-USA				All Games				
	W/L	Pct.	H	A	W/L	Pct.	H	A	N
#,& - Tulane	22-5	.815	10-2	12-3	48-15	.762	23-4	18-6	7-5
Houston	21-6	.778	13-2	8-4	34-25	.576	23-11	10-11	1-3
Charlotte	19-8	.704	11-4	8-4	43-19	.694	29-8	11-9	3-2
UAB	15-12	.556	8-7	7-5	29-24	.547	16-9	11-12	2-2
Louisville	14-13	.519	5-7	9-6	31-24	.564	15-15	13-7	3-2
Southern Miss	12-15	.444	7-8	5-7	30-28	.517	19-13	8-11	3-4
Memphis	12-15	.444	5-10	7-5	24-31	.436	12-12	8-16	4-3
USF	9-18	.333	4-8	5-10	21-36	.368	11-14	8-17	2-5
Saint Louis	4-20	.167	4-11	0-9	10-38	.208	6-15	3-21	1-2
Cincinnati	4-20	.167	1-8	3-12	15-38	.283	7-9	8-28	0-1

#Regular Season Champion &Tournament Champion

1997

	C-USA				All Games				
	W/L	Pct.	H	A	W/L	Pct.	H	A	N
# - Tulane	19-7	.731	11-3	8-4	40-21	.656	27-12	11-8	2-1
& - Houston	19-8	.704	9-3	10-5	40-23	.635	21-8	15-12	4-3
USF	18-8	.692	13-2	5-6	39-24	.619	23-6	10-13	6-5
Southern Miss	16-10	.615	8-4	8-6	34-23	.607	23-8	9-13	2-2
Charlotte	14-12	.538	8-3	6-9	30-26-1	.546	18-10	10-14	2-2-1
UAB	14-13	.519	9-3	5-10	31-29	.517	17-10	8-16	5-3
Louisville	11-15	.423	5-9	6-6	23-32	.418	14-13	9-16	0-3
Memphis	9-17	.346	8-7	1-10	20-31	.392	16-13	3-17	1-1
Saint Louis	8-19	.296	5-7	3-12	21-30	.412	14-13	6-15	1-1
Cincinnati	4-23	.148	2-13	2-10	12-46	.207	7-23	4-20	1-3

#Regular Season Champion &Tournament Champion

1996

	C-USA				All Games				
	W/L	Pct.	H	A	W/L	Pct.	H	A	N
# - USF	20-4	.833	10-2	10-2	47-19	.712	27-6	14-10	6-3
& - Tulane	18-6	.750	9-3	9-3	43-20	.683	24-8	14-9	5-3
Southern Miss	14-10	.583	9-3	5-7	32-28	.533	26-13	6-13	0-3
UAB	13-11	.542	5-7	8-4	33-25	.569	16-14	15-8	2-3
Charlotte	11-13	.458	8-4	3-9	29-30	.492	23-11	4-17	2-2
Memphis	9-11	.450	4-8	5-3	26-28	.481	14-13	9-13	3-2
Saint Louis	9-12	.429	5-5	4-7	25-24	.510	13-6	11-17	1-1
Louisville	6-15	.286	5-6	1-9	18-36	.333	12-13	4-19	2-4
Cincinnati	1-19	.050	0-8	1-11	5-34	.128	3-15	2-18	0-1

#Regular Season Champion &Tournament Champion



ANNUAL LEADERS

INDIVIDUAL - ALL GAMES

BATTING

BATTING AVERAGE

2015	Brendon Sanger, FAU	.370
2014	Aramis Garcia, FIU	.368
2013	Isaac Rodriguez, USM	.348
2012	Adam McClain, MEM	.392
2011	Chad Zurcher, MEM	.443
2010	Chris Duffy, UCF	.447
2009	Anthony Rendon, RICE	.388
2008	Ryan Keedy, UAB	.423
2007	Michael Murray, MEM	.375
2006	Adam Amar, MEM	.395
2005	Brian Cavanaugh, ECU	.382
2004	Jarrett Hoffpauir, USM	.405
2003	Michael Aubrey, TLN	.420
2002	Terry Trofholz, TCU	.441
2001	Kevin Youkilis, CIN	.405
2000	Jake Gautreau, TLN	.388
1999	Michael Artman, USM	.408
1998	Bo Robinson, CHA	.424
1997	Goefrey Tomlinson, HOU	.427
1996	Joey Anderson, CHA	.401

OFFICIAL AT BATS

2015	Stephen Kerr, FAU	257
2014	Horacio Correa III, UTSA	252
2013	Ford Stainback, RICE	275
2012	Chris Taladay, UCF	262
2011	J.T. Chargois, RICE	261
2010	Drew Martinez, MEM	260
2009	Trent Whitehead, ECU	279
2008	Blake Kelso, HOU	274
2007	Brian Friday, RICE	280
2006	Greg Buchanan, RICE	295
2005	Tommy Manzella, TLN	288
2004	Matt Shepherd, USM	275
2003	Tony Giarratano, TLN	274
2002	Mike Macaluso, USF	268
2001	Andy Cannizaro, TLN	299
2000	Brandon Caraway, HOU	277
1999	James Jurries, TLN	278
1998	Brian Hughes, TLN	273
1997	Mike Pilger, USF	272
1996	Chris Heintz, USF	265

RUNS SCORED

2015	Brendon Sanger, FAU	57
2014	Skyler Ewing, RICE	57
2013	Christian Stringer, RICE	50
2012	Ronnie Richardson, UCF	59
2011	Ronnie Richardson, UCF	59
2010	Anthony Rendon, RICE	83
2009	Ryan Wood, ECU	87
2008	Jake Stewart, HOU	74
2007	Trey Sutton, USM	69
2006	Tyler Henley, RICE	74
2005	Nathan Southard, TLN	80
2004	Matt Shepherd, USM	74
2003	Jonny Kaplan, TLN	76
2002	James Jurries, TLN	77
2001	Jake Gautreau, TLN	82
2000	Kevin Youkilis, CIN	75
1999	James Jurries, TLN	90
1998	Jason Sparks, TLN	84
	Joey Hammond, CHA	84
	Gerald Parr, CHA	84
1997	Ross Gload, USF	85
1996	Gio Cafaro, USF	86

HITS

2015	Ronnie Jebavy, MT	88
2014	Zach Houchins, ECU	84
2013	Ford Stainback, RICE	81
2012	Adam McClain, MEM	91
2011	Chad Zurcher, MEM	90

2010	Drew Martinez, MEM	98
2009	Trent Whitehead, ECU	105
2008	Ryan Keedy, UAB	99
2007	Joe Savery, RICE	98
2006	Greg Buchanan, RICE	102
2005	Tommy Manzella, TLN	100
2004	Jarrett Hoffpauir, USM	109
2003	Michael Aubrey, TLN	102
2002	Darryl Lawhorn, ECU	104
2001	Andy Cannizaro, TLN	118
2000	Jake Gautreau, TLN	95
1999	Michael Artman, USM	106
1998	Bo Robinson, CHA	106
1997	Dustin Carr, HOU	108
1996	Chris Heintz, USF	106

RUNS BATTED IN

2015	Roman Collins, FAU	59
2014	Skyler Ewing, RICE	48
	Mike Warren, UTSA	48
2013	Chase McDonald, ECU	46
2012	D.J. Hicks, UCF	72
2011	D.J. Hicks, UCF	66
2010	Anthony Rendon, RICE	85
2009	Kyle Roller, ECU	75
2008	Corey Kemp, ECU	72
2007	Aaron Luna, RICE	66
2006	Brendan Murphy, MAR	70
	Marc Maddox, USM	70
2005	Brad Willcutt, USM	82
2004	Jarrett Hoffpauir, USM	92
2003	Michael Aubrey, TLN	79
2002	James Jurries, TLN	74
2001	Jake Gautreau, TLN	96
2000	Jake Gautreau, TLN	68
1999	Chad Sutter, TLN	87
1998	Bo Robinson, CHA	100
1997	Ross Gload, USF	80
1996	Chris Heintz, USF	95

DOUBLES

2015	CJ Chatham, FAU	22
2014	Trent Miller, MT	25
2013	John Frost, UAB	19
2012	Alex Friedrich, UCF	21
2011	Jeremy Schaffer, TLN	23
2010	Rob Segedin, TLN	29
2009	Trent Whitehead, ECU	24
2008	Ryan Keedy, UAB	29
2007	Brian Friday, RICE	29
2006	Tyler Henley, RICE	26
2005	Jeff Baisley, USF	26
2004	Ryan Norwood, ECU	34
2003	Clint King, USM	23
2002	Myron Leslie, USF	19
	Clint Stoy, USM	19
	Allen Winningham, USM	19
2001	Andy Cannizaro, TLN	34
2000	Aaron Melebeck, HOU	24
1999	Tyson Schweitzer, HOU	24
1998	Bo Robinson, CHA	32
1997	Dustin Carr, HOU	32
1996	Jason Fitzgerald, TLN	28

TRIPLES

2015	Roman Collins, FAU	5
2014	Keenan Cook, RICE	5
2013	Frankie Ratcliff, HOU	8
2012	Mason Robbins, USM	5
2011	Isaac Ballou, MAR	7
2010	Joel Ansley, HOU	7
	Kurt Lipton, MAR	7
2009	Stephen Sultzbaugh, RICE	6
2008	Anthony Scelfo, TLN	7
2007	Brint Hardy, UAB	6
2006	Tyler Henley, RICE	7
2005	Cory Lane, CHA	11
2004	Matt Shepherd, USM	6

2003	Chris Meeks, TCU	7
2002	Mike Barclay, USF	7
2001	Bill Gatti, Jr., LOU	6
	Paul Reuer, MEM	6
2000	Eric Lee, HOU	5
1999	Doug Lorenz, LOU	7
	Bubba Pfister, CHA	7
1998	Doug Lorenz, LOU	7
1997	Brett Bredensteiner, SLU	6
1996	B.J. Huff, UAB	11

HOME RUNS

2015	Edwin Rios, FIU	22
2014	Jared Allen, MT	10
2013	Chase McDonald, ECU	11
2012	Jacob Wilson, MEM	17
2011	Jonathan Griffin, UCF	19
2010	Anthony Rendon, RICE	26
2009	Anthony Rendon, RICE	20
2008	Corey Kemp, ECU	18
2007	Joey Lieberman, MEM	14
	Bill Moss, MEM	14
2006	Mark Hamilton, TLN	20
2005	Micah Owings, TLN	18
2004	Ryan Frith, USM	22
2003	Jeff Cook, USM	23
	Clint King, USM	23
2002	James Jurries, TLN	20
2001	Jake Gautreau, TLN	21
2000	Kevin Youkilis, CIN	19
1999	Chad Sutter, TLN	23
1998	Jason Sparks, TLN	30
1997	Chad Sutter, TLN	23
1996	Ross Gload, USF	21

TOTAL BASES

2015	Jesse Baker, UTSA	137
2014	Skyler Ewing, RICE	124
2013	Michael Aquino, RICE	126
2012	Jacob Wilson, MEM	142
2011	Jonathan Griffin, UCF	166
2010	Anthony Rendon, RICE	181
2009	Anthony Rendon, RICE	170
2008	Ryan Keedy, UAB	158
2007	Bill Moss, MEM	139
	Joe Savery, RICE	139
2006	Tyler Henley, RICE	156
2005	Micah Owings, TLN	159
2004	Ryan Jones, ECU	177
2003	Clint King, USM	196
2002	James Jurries, TLN	180
2001	Jake Gautreau, TLN	191
2000	Jake Gautreau, TLN	167
1999	James Jurries, TLN	194
1998	James Matan, CHA	209
1997	Goefrey Tomlinson, HOU	189
1996	Chris Heintz, USF	183

STOLEN BASES

2015	Ronnie Jebavy, MT	24
2014	Nick Walker, ODU	16
2013	Kyle Survance, HOU	20
2012	Ronnie Richardson, UCF	24
2011	Jamal Austin, UAB	26
2010	Jamal Austin, UAB	28
2009	Josh Prince, TLN	48
2008	Adam Yeager, MAR	47
2007	K.K. Chalmers, MEM	33
2006	K.K. Chalmers, MEM	39
2005	Boomer Whiting, LOU	26
2004	Ramon Moses, TCU	23
2003	Jonny Kaplan, TLN	48
2002	Michael Bourn, HOU	32
2001	Andy Cannizaro, TLN	52
2000	Will Smith, UAB	55
1999	Andy Cannizaro, TLN	31
1998	Gerald Parr, CHA	41
1997	Shaun Skrehot, HOU	33
1996	Gio Cafaro, USF	50

WALKS

2015	Brendon Sanger, FAU	56
2014	Brendon Sanger, FAU	35
	R.J. Perucki, UTSA	35
2013	Josh Vidales, HOU	49
2012	D.J. Hicks, UCF	56
2011	Anthony Rendon, RICE	80
2010	Anthony Rendon, RICE	65
2009	Sam Honeck, TLN	54
2008	Anthony Scelfo, TLN	54
2007	Aaron Luna, RICE	48
2006	Cat Everett, TLN	53
2005	Matt Barket, TLN	52
2004	Ryan Jones, ECU	43
2003	Myron Leslie, USF	48
2002	Myron Leslie, USF	48
2001	Kevin Youkilis, CIN	59
2000	Kevin Youkilis, CIN	63
1999	Craig Tewes, CIN	61
1998	Gerald Parr, CHA	64
1997	Craig Brown, TLN	54
1996	Ross Gload, USF	68

STRIKEOUTS

2015	Jake Ingold, MT	81
2014	Billy Endris, FAU	63
	Hunter Hope, TLN	63
2013	Ivan DeJesus, UAB	58
2012	Blake Brown, USM	64
2011	B.A. Vollmuth, USM	60
2010	Michael Fuda, RICE	61
2009	Rick Hague, RICE	69
2008	Cody McMurry, UAB	65
2007	Joey Lieberman, MEM	61
2006	Bryan Tully, HOU	55
2005	Patrick Hope, MEM	63
2004	Ryan Frith, USM	73
2003	Matt Womble, UAB	59
2002	Matt Womble, UAB	68
2001	Mitch Jones, UAB	59
	Kevin Wilson, CIN	59
2000	Dan DeMent, UAB	68
1999	Jake Burnham, TLN	65
1998	Jason Hill, CHA	65
1997	Jud McMillin, CIN	59
	Jeff Bell, UAB	59
1996	Jeff Bell, UAB	65

SLUGGING PERCENTAGE

2015	Jesse Baker, UTSA	.637
2014	Aramis Garcia, FIU	.626
2013	Chase McDonald, ECU	.519
2012	Jacob Wilson, MEM	.615
2011	Jonathan Griffin, UCF	.661
2010	Chris Duffy, UCF	.850
2009	Anthony Rendon, RICE	.702
2008	Nate Lape, MAR	.706
2007	Bill Moss, MEM	.594
2006	Matt Weston, HOU	.657
2005	Micah Owings, TLN	.733
2004	Ryan Jones, ECU	.823
2003	Clint King, USM	.772
2002	James Jurries, TLN	.750
2001	Daniel Ugglia, MEM	.790
2000	Kevin Youkilis, CIN	.717
1999	J.P. Woodward, HOU	.734
1998	Jason Sparks, TLN	.846
1997	Goefrey Tomlinson, HOU	.762
1996	Ross Gload, USF	.712

ON-BASE PERCENTAGE

2015	Brendon Sanger, FAU	.492
2014	Brendon Sanger, FAU	.451
2013	Isaac Rodriguez, USM	.441
	Ryan Prinzing, UAB	.441
2012	Ronnie Richardson, UCF	.480
2011	Chad Zurcher, MEM	.547
2010	Shane Brown, UCF	.541
2009	Ryan Wood, ECU	.486
2008	Ryan Keedy, UAB	.519
2007	Kiko Vazquez, UCF	.467
2006	Rich Russell, MAR	.513

2005	Scott Madden, TLN	.482
2004	Ryan Jones, ECU	.511
2003	Michael Aubrey, TLN	.505
2002	Darryl Lawhorn, ECU	.500
2001	Kevin Youkilis, CIN	.549
2000	Kevin Youkilis, CIN	.507
1999	Craig Tewes, CIN	.511
1998	Bo Robinson, CHA	.510
1997	Ross Gload, USF	.493
1996	Joey Anderson, CHA	.511

SACRIFICE HITS

2015	Michael Sterling, USM	13
2014	Thomas Simoneaux, LT	18
2013	Leon Byrd, RICE	13
2012	Travis Creel, USM	12
2011	Keith DePew, UAB	14
2010	Nick Crawford, UAB	15
2009	Zak Presley, HOU	16
2008	Nick Crawford, UAB	21
2007	Cat Everett, TLN	14
	Brian Friday, RICE	14
2006	Dale Mollenhauer, ECU	13
2005	Alex Bryant, CHA	14
	Chris Lane, CHA	14
2004	Billy Richardson, ECU	14
2003	Drew Goneke, UAB	13
2002	Terry Trofholz, TCU	7
2001	Keith Barnes, UAB	13
2000	Keith Barnes, UAB	15
1999	Lee Jolly, UAB	9
	Kevin Wilson, CIN	9
	Eric Lee, HOU	9
	Kris Wilken, HOU	9
	Brian Haddock, SLU	9
1998	Will Smith, UAB	11
1997	Gerald Parr, CHA	12
1996	Kelly Ray, UAB	10
	Mike Huelsmann, SLU	10

SACRIFICE FLIES

2015	Brett Lashley, FAU	9
2014	Aramis Garcia, FIU	8
2013	Michael Ratterree, RICE	7
	Erik Hempe, UCF	7
2012	D.J. Hicks, UCF	10
2011	Victor Gomez, MAR	8
2010	Jimmy Comerota, RICE	7
	Adam Doleac, USM	7
2009	Jeremy Schaffer, TLN	9
2008	Nate Lape, MAR	9
2007	Jared Gayheart, RICE	7
2006	Jake Smith, ECU	8
	Josh Rodriguez, RICE	8
2005	J.T. LaFountain, LOU	8
2004	Jarrett Hoffpauir, USM	12
2003	J.T. LaFountain, LOU	7
	Kyle Leon, UAB	7
	Jarrett Hoffpauir, USM	7
2002	Michael Aubrey, TLN	7
	Jeff Baisley, USF	7
	Mike Budak, USF	7
	Chris Snyder, HOU	7
	Brad Willcutt, USM	7
2001	Mike Budak, LOU	8
	Jim Bredenkoetter, SLU	8
	Jake Gautreau, TLN	8
	Matt Groff, TLN	8
2000	Kris Wilken, HOU	8
1999	Jason Sparks, TLN	8
1998	Jayme Sperring, HOU	8
1997	Jason Schreiber, HOU	6
	Ross Gload, USF	6
1996	Chris Heintz, USF	14

HIT BY PITCH

2015	John Bormann, UTSA	18
2014	Keenan Cook, RICE	18
2013	Leon Byrd, RICE	15
	Brennan Middleton, TLN	15
	Tyler Mims, UAB	15
2012	Ronnie Richardson, UCF	35

2011	Landon Appling, HOU	21
2010	Shane Brown, UCF	22
	Kyle Roller, ECU	22
2009	Kyle Roller, ECU	24
2008	Aaron Luna, RICE	18
2007	Tyler Henley, RICE	22
2006	Aaron Luna, RICE	25
2005	Bryan Hierlmeier, USF	22
2004	Chad Huffman, TCU	22
2003	Mark Muscenti, CIN	18
2002	Griff Israel, USM	19
2001	Brad Erwin, CHA	15
2000	Keith Barnes, UAB	20
1999	Daniel Boyd, USF	18
1998	Jason Sparks, TLN	20
1997	Craig House, MEM	17
1996	Adam Gabris, SLU	12
	Scott Wilson, TLN	12

PITCHING

MOST WINS

2015	James McMahon, USM	11
2014	Blake Fox, RICE	12
2013	Austin Pruitt, HOU	10
2012	Ben Lively, UCF	9
	Alex Byo, UCF	9
2011	Seth Maness, ECU	10
	Geoffrey Thomas, USM	10
2010	Scott Copeland, USM	11
2009	Brad Mincey, ECU	10
2008	Cole St.Clair, RICE	10
2007	Ryan Berry, RICE	11
	Joe Savery, RICE	11
2006	Eddie Degerman, RICE	13
2005	Lance Broadway, TCU	15
2004	Greg Bunn, ECU	10
	Anthony DeWitt, USM	10
2003	David Austen, USF	11
2002	Brad Sullivan, HOU	13
2001	John Maine, CHA	12
2000	Kyle Crowell, HOU	13
1999	Jared Berkowitz, TLN	13
1998	Josh Bobbitt, TLN	13
1997	Jason Navarro, TLN	12
1996	Scott Glaser, USF	12

EARNED RUN AVERAGE

SEASON (min. 1.0 IP per team game)

2015	James McMahon, USM	1.56
2014	Mike Franco, FIU	1.09
2013	Zech Lemond, RICE	2.02
2012	Andy Smithmyer, ECU	1.92
2011	Brad Mincey, ECU	1.57
2010	Todd McInnis, USM	3.30
2009	Mike Ojala, RICE	2.17
2008	Barry Bowden, USM	2.12
2007	Matt Langwell, RICE	2.35
2006	Brad Lincoln, HOU	1.69
2005	Lance Broadway, TCU	1.62
2004	Greg Bunn, ECU	2.70
2003	Carlos Fernandez, LOU	1.21
2002	Brad Sullivan, HOU	1.82
2001	Chad Rogers, USM	3.28
2000	Shane Nance, HOU	2.31
1999	Brandon Belanger, TLN	2.45
1998	Raul Echeverz, TLN	2.78
1997	Jason Navarro, TLN	3.30
1996	Jason Navarro, TLN	2.00

INNINGS PITCHED

2015	James Naile, UAB	109.2
2014	Zac Curtis, MT	114.0
2013	Jordan Stephens, RICE	118.2
2012	Kevin Brandt, ECU	106.1
2011	Ryan Woolley, UAB	106.0
2010	Seth Maness, ECU	101.1
2009	Seth Maness, ECU	107.0
2008	Ryan Berry, RICE	104.0
2007	Ryan Berry, RICE	122.2
2006	Eddie Degerman, RICE	130.2
2005	Brian Bogusevic, TLN	130.1

2004	Brian Bogusevic, TLN	111.2
2003	Brad Sullivan, HOU	123.2
2002	Brad Sullivan, HOU	128.2
2001	John Maine, CHA	134.1
2000	Kyle Crowell, HOU	138.1
1999	Henry Bonilla, TLN	124.0
1998	Josh Bobbitt, TLN	116.2
1997	Scott Glaser, USF	125.2
1996	Jesse Summey, CHA	123.1

FEWEST HITS (1.0 IP per team game)

2015	Chase Boster, MAR	48
2014	Matt Ditman, RICE	50
2013	Zech Lemond, RICE	56
2012	John Simms, RICE	59
2011	Alex Byo, TLN	56
	Drew Zizinia, TLN	56
2010	Nick Cicio, UCF	59
2009	Shane Farrell, MAR	52
2008	Matt Petiton, TLN	45
2007	Ryne Tacker, RICE	61
2006	Cole St.Clair, RICE	39
2005	Scott Jenkins, LOU	62
2004	Cliff Russum, USM	58
2003	Ryan Wagner, HOU	39
2002	Nate Bouldin, CIN	50
2001	Layne Dawson, MEM	51
2000	Henry Castor, MEM	51
1999	Ryan Baker, CHA	51
1998	Tighe Dickinson, UAB	57
1997	Chad Harville, MEM	71
1996	Chad Harville, MEM	44

MOST STRIKEOUTS

2015	James Naile, UAB	92
2014	Zac Curtis, MT	136
2013	Austin Kubitz, RICE	134
2012	Dan Langfield, MEM	111
2011	Austin Kubitz, RICE	102
2010	Zach Woods, ECU	103
2009	Todd McInnis, USM	90
2008	Shooter Hunt, TLN	126
2007	Ryan Berry, RICE	125
2006	Eddie Degerman, RICE	172
2005	Lance Broadway, TCU	151
2004	Greg Bunn, ECU	117
2003	Brad Sullivan, HOU	154
2002	Brad Sullivan, HOU	157
2001	John Maine, CHA	144
2000	Kyle Crowell, HOU	117
1999	Henry Bonilla, TLN	131
1998	John McKay, CHA	138
1997	Chad Harville, MEM	136
1996	Jack Cressend, TLN	123

SAVES

2015	Matt Ditman, RICE	11
2014	Brad Gero, ODU	12
	Bradley Roney, USM	12
2013	Drew Reynolds, ECU	14
	Zech Lemond, RICE	14
2012	D.J. Ponder, TLN	12
	Joe Rogers, UCF	12
2011	Nick Pepitone, TLN	14
2010	Austin Coan, MAR	12
2009	Collin Cargill, USM	13
2008	Tyler Conn, USM	18
2007	Shane Mathews, ECU	14
2006	Daniel Latham, TLN	14
2005	Daniel Latham, TLN	13
2004	Robbie Findlay, TCU	11
2003	Ryan Wagner, HOU	15
2002	Jesse Crain, HOU	10
2001	Josh Ring, LOU	10
2000	John McKay, CHA	11
1999	Brandon Belanger, TLN	16
1998	Todd Raithe, LOU	10
1997	Luis Ramos, USF	8
	Chris Mason, UAB	8
1996	Chad Harville, MEM	8

APPEARANCES

2015	Reily Monkman, FAU	32
2014	Brad Gero, ODU	39
2013	Zech Lemond, RICE	32
	Zac Favre, UCF	32
2012	Tyler Duffey, RICE	36
2011	Tony Cingrani, RICE	34
2010	Kyle Blank, MAR	35
2009	Seth Simmons, ECU	33
2008	Josh Ruhlman, ECU	36
2007	Shane Mathews, ECU	39
2006	Cole St.Clair, RICE	37
2005	Eric Roberts, UAB	32
2004	Eric Roberts, UAB	37
2003	Joey Charron, TLN	39
	Joey Livingston, USF	39
2002	Joey Livingston, USF	41
2001	Curtus Moak, CIN	37
2000	Danny Stout, USM	33
1999	Brandon Belanger, TLN	41
1998	Todd Ardoin, TLN	32
	Paul Giambalvo, USF	32
1997	Tyler Kee, USM	31
	Chris Mason, UAB	31
1996	Steven Boyles, USF	40

GAMES STARTED

2015	Chris Mourelle, FIU	17
2014	Andy Roberts, ODU	16
	Brock Hartson, UTSA	16
2013	Austin Kubitz, RICE	17
	Jordan Stephens, RICE	17
2012	Kevin Brandt, ECU	16
2011	Mike Wright, ECU	16
	Matthew Reckling, RICE	16
	Ryan Woolley, UAB	16
2010	Michael Goodnight, HOU	16
	Todd McInnis, USM	16
2009	Todd McInnis, USM	18
2008	James Bristow, ECU	16
	Ryan Berry, RICE	16
	Shooter Hunt, TLN	16
2007	Ryan Berry, RICE	20
2006	Eddie Degerman, RICE	19
2005	Brian Bogusevic, TLN	19
	Micah Owings, TLN	19
2004	Clayton Jerome, TCU	18
2003	David Austen, USF	19
	Zach Jackson, LOU	19
	Brad Sullivan, HOU	19
2002	Brad Sullivan, HOU	18
2001	John Maine, CHA	20
2000	Kyle Crowell, HOU	19
1999	Shane Nance, HOU	19
1998	John McKay, CHA	18
1997	Scott Glaser, USF	20
1996	Mark Roberts, USF	18

OPPOSING BATTING AVERAGE

2015	James Naile, UAB	.196
2014	Chase Mallard, UAB	.191
2013	David Napoli, TLN	.176
2012	Matthew Reckling, RICE	.187
2011	Matthew Reckling, RICE	.214
2010	Taylor Wall, RICE	.233
2009	Ryan Berry, RICE	.195
2008	Shooter Hunt, TLN	.175
2007	Matt Langwell, RICE	.206
2006	Cole St.Clair, RICE	.151
2005	Lance Broadway, TCU	.191
2004	Greg Bunn, ECU	.191
2003	Ryan Wagner, HOU	.147
2002	Brad Sullivan, HOU	.177
2001	Layne Dawson, MEM	.217
2000	Kyle Crowell, HOU	.229
1999	Kyle Crowell, HOU	.210
1998	Shane Nance, HOU	.223
1997	Chad Harville, MEM	.192
1996	Brandon Parker, USM	.213

FIELDING**PUTOUTS**

2015	Connor Teykl, RICE	541
2014	Skyler Ewing, RICE	554
2013	Justin Montemayor, HOU	536
2012	D.J. Hicks, UCF	537
2011	J.T. Chargois, RICE	605
2010	Jimmy Comerota, RICE	558
2009	Joey Archer, USM	594
2008	J.P. Padron, RICE	553
2007	Adam Amar, MEM	529
2006	Mark Hamilton, TLN	556
2005	Greg Dini, TLN	547
2004	Marc Maddox, USM	538
2003	Michael Aubrey, TLN	582
2002	Chris Snyder, HOU	515
2001	Mike Eylward, USF	582
2000	J.P. Woodward, HOU	598
1999	Brian Haddock, SLU	531
1998	Doug Lorenz, LOU	546
1997	Ross Gload, USF	549
1996	Ross Gload, USF	596

ASSISTS

2015	Adam Smith, UAB	198
2014	C.J. Pickering, UTSA	184
2013	Ford Stainback, RICE	221
2012	Darnell Sweeney, UCF	189
2011	Nick Crawford, UAB	195
2010	Rick Hague, RICE	209
2009	Blake Kelso, HOU	193
2008	Blake Kelso, HOU	199
2007	Brian Friday, RICE	249
2006	Ryan Metcalf, UAB	215
2005	Seth Rollin, UAB	199
2004	Jarrett Hoffpauir, USM	201
2003	Luke Shepherd, USM	207
2002	Luke Cherry, ECU	208
2001	Adam Haley, LOU	193
2000	Aaron Melebeck, HOU	215
1999	Eric McMaster, USM	219
1998	Travis Kahoali, LOU	205
1997	Jared Martin, USM	219
1996	Joey Hammond, CHA	213

ERRORS

2015	Luke Gibbs, CHA	19
2014	Michael Sterling, USM	20
2013	Tanner Bryant, UAB	19
2012	Darnell Sweeney, UCF	22
2011	Chase Jensen, HOU	30
2010	Darnell Sweeney, UCF	28
2009	Adam Yeager, MAR	27
2008	Adam Yeager, MAR	21
2007	Ryne Lovdahl, UAB	25
	Michael Murray, MEM	25
2006	Brian Dozier, USM	22
2005	Patrick Hope, MEM	25
2004	Josh Miljavac, UAB	25
2003	Myron Leslie, USF	24
2002	Myron Leslie, USF	26
2001	Myron Leslie, USF	25
2000	Johnny Raburn, USF	28
1999	Cory Reimers, UAB	34
1998	Ryan Hirsch, SLU	29
1997	Michael Johns, TLN	28
1996	Jason Dellaero, USF	29

TEAM - ALL GAMES

MOST WINS

2015	Florida Atlantic	42
2014	Rice	42
2013	Rice	44
2012	UCF	45
2011	Rice	42
2010	Rice	40
2009	East Carolina	46
2008	Rice	47
2007	Rice	56
2006	Rice	57
2005	Tulane	56
2004	East Carolina	51
2003	Southern Miss	47
2002	Houston	48
2001	Tulane	56
2000	Houston	48
1999	Tulane	48
1998	Tulane	48
1997	Tulane	40
	Houston	40
1996	USF	47

MOST GAMES PLAYED

2015	Florida Atlantic (42-19)	61
2014	Old Dominion (36-26)	62
	Rice (42-20)	62
2013	Rice (44-20)	64
2012	UAB (32-30)	62
	UCF (45-17)	62
2011	Rice (42-21)	63
2010	Rice (40-23)	63
2009	East Carolina (46-20)	66
	Southern Miss (40-26)	66
2008	Houston (42-24)	66
2007	Rice (56-14)	70
2006	Rice (57-13)	70
2005	Tulane (56-12)	68
2004	TCU (39-26)	65
2003	Houston (37-30)	67
2002	Houston (48-17)	65
2001	Tulane (56-13)	69
2000	Houston (48-18)	66
1999	Tulane (48-17)	65
1998	Tulane (48-15)	63
1997	Houston (40-23)	63
	USF (39-24)	63
1996	USF (47-19)	66

BATTING

BATTING AVERAGE

2015	Florida Atlantic	.300
2014	Rice	.293
2013	East Carolina	.279
2012	Tulane	.305
2011	Memphis	.309
2010	UCF	.343
2009	East Carolina	.339
2008	East Carolina	.317
2007	Rice	.311
2006	Memphis	.315
	Rice	.315
2005	Tulane	.318
2004	East Carolina	.318
2003	Southern Miss	.319
2002	Houston	.310
2001	Tulane	.338
2000	Tulane	.312
1999	Tulane	.326
1998	Tulane	.340
1997	USF	.329
1996	USF	.325

OFFICIAL AT-BATS

2015	Florida Atlantic (61 games)	2110
2014	Old Dominion (62 games)	2175
2013	Rice (64 games)	2205
2012	UAB (62 games)	2142
2011	UCF (62 games)	2161

2010	Rice (63 games)	2221
2009	East Carolina (66 games)	2401
2008	Houston (66 games)	2289
2007	Rice (70 games)	2412
2006	Rice (70 games)	2372
2005	Tulane (68 games)	2338
2004	Southern Miss (64 games)	2278
2003	Houston (67 games)	2272
2002	USF (64 games)	2286
2001	Tulane (69 games)	2499
2000	Houston (66 games)	2310
1999	Houston (64 games)	2325
1998	Tulane (63 games)	2256
1997	USF (63 games)	2383
1996	USF (66 games)	2448

RUNS SCORED

2015	Florida Atlantic (61 games)	417
2014	Old Dominion (62 games)	344
	Rice (62 games)	344
2013	Rice (64 games)	332
2012	UCF (62 games)	409
2011	UCF (62 games)	428
2010	Rice (63 games)	564
2009	East Carolina (66 games)	565
2008	East Carolina (63 games)	498
2007	Rice (70 games)	511
2006	Rice (70 games)	523
2005	Tulane (68 games)	541
2004	East Carolina (64 games)	513
2003	Southern Miss (63 games)	497
2002	USF (64 games)	472
2001	Tulane (69 games)	639
2000	Houston (66 games)	484
1999	Tulane (65 games)	568
1998	Tulane (63 games)	593
1997	USF (63 games)	532
1996	USF (66 games)	586

HITS

2015	Florida Atlantic (61 games)	632
2014	Rice (62 games)	631
2013	Rice (64 games)	615
2012	East Carolina (61 games)	626
2011	UCF (62 games)	663
2010	Rice (63 games)	724
2009	East Carolina (66 games)	814
2008	East Carolina (63 games)	702
2007	Rice (70 games)	749
2006	Rice (70 games)	748
2005	Tulane (68 games)	743
2004	East Carolina (64 games)	725
2003	Southern Miss (63 games)	712
2002	Houston (65 games)	693
2001	Tulane (69 games)	844
2000	Houston (66 games)	703
1999	Tulane (65 games)	754
1998	Tulane (63 games)	766
1997	USF (63 games)	783
1996	USF (66 games)	792

RUNS BATTED IN

2015	Florida Atlantic (61 games)	367
2014	Rice (62 games)	362
2013	Rice (64 games)	299
2012	UCF (62 games)	363
2011	UCF (62 games)	387
2010	Rice (63 games)	532
2009	East Carolina (66 games)	523
2008	East Carolina (63 games)	464
2007	Rice (70 games)	460
2006	Rice (70 games)	485
2005	Tulane (68 games)	504
2004	East Carolina (64 games)	481
2003	Southern Miss (63 games)	455
2002	USF (64 games)	424
2001	Tulane (69 games)	587
2000	Houston (66 games)	445
1999	Tulane (65 games)	520
1998	Tulane (63 games)	536
1997	USF (63 games)	468
1996	USF (66 games)	457

DOUBLES

2015	Florida Atlantic (61 games)	123
2014	Old Dominion (62 games)	111
2013	UCF (64 games)	111
2012	Tulane (58 games)	121
2011	UCF (62 games)	139
2010	UCF (55 games)	141
2009	East Carolina (66 games)	154
2008	Houston (66 games)	144
2007	Rice (70 games)	152
2006	Rice (70 games)	162
2005	Tulane (68 games)	164
2004	East Carolina (64 games)	153
2003	Southern Miss (63 games)	142
2002	Southern Miss (58 games)	128
	Tulane (58 games)	128
2001	Tulane (69 games)	149
2000	Houston (66 games)	157
1999	Houston (64 games)	140
1998	Tulane (63 games)	168
1997	Houston (63 games)	147
1996	USF (66 games)	149

TRIPLES

2015	Florida Atlantic (61 games)	22
2014	Middle Tennessee (58 games)	16
2013	Houston (58 games)	25
2012	Southern Miss (56 games)	17
2011	Houston (59 games)	24
2010	Houston (57 games)	23
2009	Rice (61 games)	20
2008	Tulane (62 games)	22
2007	UAB (58 games)	25
2006	Rice (70 games)	23
2005	Charlotte (54 games)	29
2004	Southern Miss (64 games)	19
2003	Louisville (57 games)	22
2002	TCU (59 games)	21
2001	Charlotte (55 games)	18
	Memphis (58 games)	18
	Tulane (69 games)	18
2000	Houston (66 games)	16
1999	Louisville (56 games)	25
1998	Louisville (55 games)	28
1997	USF (63 games)	23
1996	USF (66 games)	27

HOME RUNS

2015	UTSA (58 games)	52
2014	Middle Tennessee (58 games)	31
2013	UCF (59 games)	35
2012	UCF (62 games)	46
2011	UCF (62 games)	58
2010	Rice (63 games)	96
2009	East Carolina (66 games)	108
2008	East Carolina (63 games)	89
2007	East Carolina (63 games)	68
2006	Southern Miss (62 games)	81
2005	Tulane (68 games)	84
2004	East Carolina (64 games)	100
2003	Southern Miss (63 games)	89
2002	Cincinnati (56 games)	74
2001	Cincinnati (58 games)	86
2000	Houston (66 games)	75
	Cincinnati (60 games)	75
1999	Tulane (65 games)	128
1998	Tulane (63 games)	105
1997	Southern Miss (57 games)	95
1996	USF (66 games)	91

STOLEN BASES

2015	UTSA (58 games)	68
2014	Old Dominion (62 games)	62
2013	Houston (58 games)	82
2012	UCF (62 games)	90
2011	Marshall (51 games)	71
2010	Houston (57 games)	89
2009	UAB (57 games)	114
2008	Houston (66 games)	142
2007	East Carolina (63 games)	85
2006	Houston (86 games)	86
2005	Charlotte (54 games)	91

2004	East Carolina (64 games)	85
2003	Tulane (63 games)	116
2002	Tulane (63 games)	116
2001	Tulane (69 games)	146
2000	UAB (60 games)	164
1999	Houston (64 games)	114
1998	Charlotte (62 games)	115
1997	Houston (63 games)	152
1996	Charlotte (59 games)	137

TOTAL BASES

2015	Florida Atlantic (61 games)	928
2014	Rice (62 games)	831
2013	Rice (64 games)	821
2012	UCF (62 games)	890
2011	UCF (62 games)	1000
2010	Rice (63 games)	1177
2009	East Carolina (66 games)	1310
2008	East Carolina (63 games)	1105
2007	Rice (70 games)	1123
2006	Rice (70 games)	1196
2005	Tulane (68 games)	1177
2004	East Carolina (64 games)	1200
2003	Southern Miss (63 games)	1151
2002	Tulane (63 games)	1029
2001	Tulane (69 games)	1263
2000	Houston (66 games)	1117
1999	Tulane (65 games)	1297
1998	Tulane (63 games)	1269
1997	USF (63 games)	1186
1996	USF (66 games)	1268

WALKS

2015	Florida Atlantic (61 games)	301
2014	FIU (56 games)	226
2013	Rice (64 games)	273
2012	Rice (60 games)	279
2011	Rice (63 games)	305
2010	Rice (63 games)	320
2009	Tulane (59 games)	318
2008	East Carolina (63 games)	307
	Tulane (62 games)	307
2007	Rice (70 games)	315
2006	Tulane (64 games)	311
2005	Tulane (68 games)	331
2004	Southern Miss (64 games)	263
2003	Southern Miss (63 games)	255
2002	USF (64 games)	273
2001	Cincinnati (58 games)	319
2000	Cincinnati (60 games)	314
1999	Louisville (56 games)	321
1998	Charlotte (62 games)	323
1997	Tulane (61 games)	309
1996	USF (66 games)	340

STRIKEOUTS

2015	Middle Tennessee (59 games)	455
2014	Southern Miss (60 games)	408
2013	UCF (59 games)	405
2012	UAB (62 games)	439
2011	Houston (59 games)	398
2010	East Carolina (59 games)	404
2009	East Carolina (66 games)	459
2008	Memphis (55 games)	467
2007	Rice (70 games)	391
2006	Rice (70 games)	439
2005	Memphis (55 games)	460
2004	Saint Louis (55 games)	440
2003	Memphis (54 games)	450
2002	Memphis (51 games)	468
2001	Memphis (58 games)	500
2000	UAB (60 games)	483
1999	Charlotte (52 games)	436
1998	Memphis (55 games)	433
1997	Cincinnati (58 games)	445
1996	USF (66 games)	477

SLUGGING PERCENTAGE

2015	Florida Atlantic (61 games)	.440
2014	FIU	.389
2013	East Carolina	.383
2012	Tulane	.445

2011	UCF	.463
2010	UCF	.538
2009	East Carolina	.546
2008	East Carolina	.499
2007	Rice	.466
2006	Rice	.504
2005	Tulane	.503
2004	East Carolina	.527
2003	Southern Miss	.516
2002	Louisville	.476
2001	Tulane	.505
2000	Houston .484	
1999	Tulane	.561
1998	Tulane	.563
1997	Southern Miss	.522
1996	USF	.518

ON-BASE PERCENTAGE

2015	Florida Atlantic	.395
2014	FIU	.370
2013	Rice	.369
2012	Tulane	.398
2011	Memphis	.394
2010	UCF	.435
2009	East Carolina	.415
2008	East Carolina	.408
2007	Rice	.405
2006	Southern Miss	.409
2005	Tulane	.413
2004	East Carolina	.398
2003	Southern Miss	.396
2002	Southern Miss	.397
2001	Tulane	.419
2000	USF	.400
1999	Saint Louis	.410
1998	Tulane	.433
1997	USF	.400
1996	USF	.409

HIT BY PITCH

2015	Louisiana Tech	89
2014	Southern Miss	72
	UAB	72
2013	UAB	69
2012	UCF	74
2011	Houston	78
2010	Southern Miss	101
2009	UCF	78
2008	Houston	75
	Southern Miss	75
2007	Rice	93
2006	Rice	112
2005	Louisville	74
2004	TCU	88
2003	Louisville	75
2002	Southern Miss	79
2001	Louisville	77
2000	Charlotte	91
1999	Southern Miss	67
1998	Tulane	81
1997	Southern Miss	87
1996	Southern Miss	55

PITCHING**EARNED RUN AVERAGE**

2015	Southern Miss	3.14
2014	FIU	2.29
2013	Rice	2.83
2012	Rice	2.85
2011	East Carolina	2.67
2010	Rice	4.30
2009	Rice	4.21
2008	Rice	3.79
2007	Rice	3.04
2006	Rice	3.16
2005	Tulane	3.84
2004	East Carolina	3.77
2003	Southern Miss	3.45
2002	Houston	3.20
2001	UAB	4.36
2000	Houston	3.58

1999	Tulane	4.60
1998	Tulane	4.07
1997	Tulane	4.05
1996	USF	3.99

INNINGS PITCHED

2015	Florida Atlantic (61 games)	555.0
2014	Rice (62 games)	573.1
2013	Rice (64 games)	598.1
2012	UCF (62 games)	564.2
2011	Rice (63 games)	572.0
2010	Rice (63 games)	551.0
2009	East Carolina (66 games)	581.0
2008	Houston (66 games)	586.0
2007	Rice (70 games)	625.2
2006	Rice (70 games)	618.2
2005	Tulane (68 games)	602.0
2004	TCU (65 games)	567.2
2003	Houston (67 games)	598.1
2002	Houston (65 games)	574.1
2001	Tulane (69 games)	619.0
2000	Houston (66 games)	597.2
1999	Houston (64 games)	584.2
1998	Tulane (63 games)	547.2
1997	USF (63 games)	561.1
1996	USF (66 games)	589.1

SAVES

2015	Rice (59 games)	18
2014	Southern Miss (60 games)	20
2013	Tulane (58 games)	20
2012	East Carolina (61 games)	20
2011	Rice (63 games)	19
2010	UCF (55 games)	15
2009	Houston (58 games)	17
	Southern Miss (66 games)	17
2008	Houston (66 games)	22
2007	Rice (70 games)	21
2006	Rice (70 games)	22
2005	Tulane (68 games)	22
2004	East Carolina (64 games)	16
2003	Southern Miss (67 games)	19
2002	East Carolina (64 games)	18
2001	Memphis (58 games)	15
2000	Cincinnati (60 games)	16
1999	Tulane (65 games)	18
1998	Charlotte (62 games)	13
1997	Houston (63 games)	14
1996	USF (66 games)	13
	Tulane (63 games)	13

BATTERS STRUCK OUT

2015	Rice (59 games)	517
2014	Rice (62 games)	478
2013	Rice (64 games)	510
2012	Rice (60 games)	547
2011	Rice (63 games)	544
2010	East Carolina (63 games)	487
2009	East Carolina (66 games)	513
2008	Rice (62 games)	552
2007	Rice (70 games)	552
2006	Rice (70 games)	653
2005	Tulane (68 games)	579
2004	East Carolina (64 games)	481
2003	Houston (67 games)	605
2002	Houston (65 games)	548
2001	Tulane (69 games)	493
2000	Tulane (61 games)	459
1999	Tulane (65 games)	478
1998	Charlotte (62 games)	506
1997	Tulane (61 games)	520
1996	Tulane (63 games)	569

OPPOSING BATTING AVERAGE

2015	UAB (58 games)	.237
2014	Rice (62 games)	.234
2013	Rice (64 games)	.225
2012	Rice (62 games)	.217
2011	East Carolina (62 games)	.239
2010	Rice (63 games)	.260
2009	Rice (61 games)	.257
2008	Tulane (62 games)	.244

2007	Rice (70 games)	.236
2006	Rice (70 games)	.228
2005	TCU (61 games)	.251
2004	East Carolina (64 games)	.248
2003	Houston (67 games)	.242
2002	Houston (65 games)	.231
2001	UAB (55 games)	.264
2000	Houston (66 games)	.264
1999	Houston (64 games)	.271
1998	Tulane (63 games)	.267
1997	USF (66 games)	.263
1996	Southern Miss (60 games)	.263
	Memphis (51 games)	.263

FIELDING

FIELDING PERCENTAGE

2015	Southern Miss (55 games)	.976
2014	Rice (62 games)	.977
2013	Tulane (58 games)	.975
2012	Tulane (58 games)	.978
2011	UCF (62 games)	.978
2010	Rice (63 games)	.974
2009	Rice (61 games)	.971
2008	Tulane (62 games)	.972
2007	Tulane (60 games)	.974
2006	Tulane (64 games)	.978
2005	Tulane (68 games)	.973
2004	East Carolina (64 games)	.975
2003	Tulane (67 games)	.973
2002	Louisville (57 games)	.971
2001	Louisville (61 games)	.972
2000	Houston (66 games)	.977
1999	Houston (64 games)	.969
1998	Charlotte (62 games)	.964
1997	Houston (63 games)	.963
1996	Tulane (63 games)	.971

PUTOUTS

2015	Florida Atlantic (61 games)	1665
2014	Rice (62 games)	1720
2013	Rice (64 games)	1795
2012	UCF (62 games)	1694
2011	Rice (63 games)	1716
2010	Rice (63 games)	1653
2009	East Carolina (66 games)	1743
2008	Houston (66 games)	1758
2007	Rice (70 games)	1877
2006	Rice (70 games)	1856
2005	Tulane (68 games)	1806
2004	TCU (65 games)	1703
2003	Houston (67 games)	1795
2002	Houston (65 games)	1723
2001	Tulane (69 games)	1857
2000	Houston (66 games)	1793
1999	Houston (64 games)	1754
1998	Tulane (63 games)	1643
1997	USF (63 games)	1684
1996	USF (66 games)	1768

ASSISTS

2015	FIU (61 games)	698
2014	East Carolina (59 games)	709
2013	Rice (64 games)	816
2012	East Carolina (61 games)	701
2011	Southern Miss (58 games)	727
2010	Southern Miss (60 games)	739
2009	Southern Miss (66 games)	767
2008	Southern Miss (64 games)	731
2007	Rice (70 games)	821
2006	Rice (70 games)	773
2005	USF (64 games)	674
2004	Southern Miss (64 games)	682
2003	Houston (67 games)	730
2002	East Carolina (64 games)	732
2001	USF (64 games)	741
2000	Houston (66 games)	727
1999	Southern Miss (63 games)	780
1998	Southern Miss (58 games)	719
1997	USF (63 games)	749
1996	USF (66 games)	728

ERRORS

2015	UTSA (58 games)	94
2014	Southern Miss (60 games)	98
2013	Marshall (54 games)	88
2012	Houston (54 games)	100
2011	Rice (63 games)	93
2010	East Carolina (59 games)	108
2009	Marshall (54 games)	109
2008	Rice (62 games)	93
2007	UAB (58 games)	110
2006	Memphis (60 games)	98
2005	Memphis (54 games)	111
2004	UAB (59 games)	98
2003	USF (58 games)	92
2002	UAB (56 games)	110
2001	USF (64 games)	114
2000	USF (58 games)	107
1999	UAB (53 games)	125
1998	Saint Louis (48 games)	127
1997	Cincinnati (58 games)	108
	USF (63 games)	108
	UAB (60 games)	108
1996	Southern Miss (60 games)	112

INDIVIDUAL - C-USA GAMES

BATTING

BATTING AVERAGE

2015	Ronnie Jebavy, MT	.388
2014	Shane Hoelscher, RICE	.376
2013	Isaac Rodriguez, USM	.393
2012	Adam McClain, MEM	.394
2011	Kenny Socorro, MAR	.413
2010	Chad Mazingo, RICE	.452
2009	Josh Valle, MAR	.416
2008	Ryan Keedy, UAB	.429
2007	Michael Murray, MEM	.448
2006	Brian Friday, RICE	.467
2005	Travis Tully, HOU	.430
2004	Ryan Norwood, ECU	.432
2003	Ron Braun, LOU	.444
2002	Terry Trofholz, TCU	.444
2001	Andy Cannizaro, TLN	.404
2000	James Jurries, TLN	.446
1999	Jarrod Bitter, HOU	.476
1998	Shayne Carnes, UAB	.445
1997	Goefrey Tomlinson, HOU	.451
1996	Brian Hughes, TLN	.424

OFFICIAL AT BATS

2015	Jesse Baker, UTSA	132
2014	Zach Houchins, ECU	126
2013	Bryan Bass, ECU	103
2012	Chris Taladay, UCF	107
2011	Drew Martinez, MEM	103
	J.T. Chargois, RICE	103
2010	Jamal Austin, UAB	97
2009	Blake Kelso, HOU	107
2008	Brian Dozier, USM	106
	Cody McMurry, UAB	106
2007	Tyson Auer, UCF	101
	Kyle Norrid, MEM	101
2006	Will Petersen, MEM	107
2005	Stuart Musslewhite, TCU	137
2004	Jamie Paige, ECU	142
2003	Jake Duncan, TCU	133
2002	Jeff Cook, USM	129
2001	George Sandel, CHA	119
	Brett Clark, CIN	119
2000	Ryan Minges, CIN	118
	Chris Cuccia, USF	118
	Andy Cannizaro, TLN	118
1999	Brandon Caraway, HOU	118
1998	Brian Hughes, TLN	118
	Travis Kahoalii, LOU	118
	Jason Hill, CHA	118
1997	Dan Harness, UAB	121
1996	B.J. Huff, UAB	107

RUNS SCORED

2015	Edwin Rios, FIU	28
2014	Nick Walker, ODU	24
2013	Erik Hempe, UCF	23
2012	John Wooten, ECU	23
	Zach Wright, ECU	23
2011	Kameron Brunty, USM	28
2010	B.A. Vollmuth, USM	29
2009	Ryan Wood, ECU	37
2008	Jonathan Merritt, UAB	34
2007	Trey Sutton, USM	29
2006	Adam Amar, MEM	38
2005	Nathan Southard, TLN	40
2004	Ryan Jones, ECU	46
2003	Jonny Kaplan, TLN	40
2002	James Jurries, TLN	46
2001	Jon Kaplan, TLN	38
2000	James Jurries, TLN	40
1999	James Jurries, TLN	42
1998	Brandon Caraway, HOU	42
1997	Ross Gload, USF	43
1996	Ross Gload, USF	32

HITS

2015	Ronnie Jebavy, MT	47
2014	Zach Houchins, ECU	44
	Trent Miller, MT	44
2013	Drew Reynolds, ECU	35
2012	John Wooten, ECU	37
	Adam McClain, MEM	37
	Christian Stringer, RICE	37
2011	Kenny Socorro, MAR	38
	Michael Ratterree, RICE	38
	Adam Doleac, USM	38
2010	Jamal Austin, UAB	43
2009	Stephen Batts, ECU	39
2008	Ryan Keedy, UAB	42
2007	Adam Amar, MEM	40
2006	Adam Amar, MEM	45
2005	Travis Tully, HOU	52
2004	Jamie Paige, ECU	57
2003	Jonny Kaplan, TLN	49
2002	Terry Trofholz, TCU	52
2001	Andy Cannizaro, TLN	46
2000	Jake Gautreau, TLN	50
1999	Michael Artman, LOU	50
1998	Shayne Carnes, UAB	49
1997	Dustin Carr, HOU	47
1996	Brian Hughes, TLN	39

RUNS BATTED IN

2015	John Clay Reeves, RICE	31
2014	Josiah Burney, ODU	26
	Ben Slaton, ODU	26
2013	Chase McDonald, ECU	26
2012	Jacob Wilson, MEM	29
2011	Tyler Koelling, USM	25
2010	Anthony Rendon, RICE	35
2009	Victor Gomez, MAR	34
2008	Corey Kemp, ECU	38
2007	Corey Kemp, ECU	23
	Adam Amar, MEM	23
2006	Adam Amar, MEM	38
2005	Brad Willcutt, USM	54
2004	Ryan Jones, ECU	40
2003	Michael Aubrey, TLN	42
2002	James Jurries, TLN	44
2001	Jake Gautreau, TLN	46
2000	Jake Gautreau, TLN	38
1999	Matt Singer, CIN	40
1998	Bo Robinson, CHA	50
1997	Ross Gload, USF	43
1996	Chris Heintz, USF	46

DOUBLES

2015	Ricky Santiago, FAU	13
2014	Trent Miller, MT	14
2013	Andrew Garner, TLN	12
2012	Jacob Wilson, MEM	9
2011	Tyler Koelling, USM	11
2010	Diego Seastrunk, RICE	11
2009	Seth Henry, TLN	12



2008	Seth Henry, TLN	10
2007	Brian Friday, RICE	12
2006	Tyler Henley, RICE	12
2005	Brad Willcutt, USM	15
	Brad Emaus, TLN	15
2004	Ryan Norwood, ECU	21
2003	Stuart Musslewhite, HOU	13
	Mike Settle, TCU	13
2002	Clint Stoy, USM	14
2001	Andy Cannizaro, TLN	19
2000	Jake Gautreau, TLN	12
	Steve Shirley, TLN	12
1999	Key Voshell, LOU	13
1998	Jason Hill, CHA	16
1997	Goefrey Tomlinson, HOU	16
1996	B.J. Huff, UAB	9

TRIPLES

2015	Roman Collins, FAU	3
2014	Taylor Ostrich, ODU	4
	Keenan Cook, RICE	4
2013	Frankie Ratcliff, HOU	5
2012	Ivan DeJesus, UAB	4
2011	Isaac Ballou, MAR	4
2010	Joel Ansley, HOU	4
	Kirby Pellant, MAR	4
2009	Jonathan Merritt, UAB	3
2008	Adam Yeager, MAR	5
2007	Brint Hardy, UAB	5
2006	Beau Davis, USM	4
2005	Corey Lane, CHA	7
2004	Brian Hiermeier, USF	3
2003	Chris Meeks, TCU	6
2002	Mike Barclay, USF	6
2001	Paul Reuer, MEM	4
2000	Mitch Jones, UAB	3
1999	Anthony Snowell, CIN	4
	Bubba Pfister, CHA	4
1998	Shaun Skrehot, HOU	3
	Doug Lorenz, LOU	3
1997	Mike Diaz, USF	4
1996	Kyle Logan, USM	3

HOME RUNS

2015	Edwin Rios, FIU	12
2014	Jared Allen, MT	5
	Aramis Garcia, FIU	5
2013	Chase McDonald, ECU	8
2012	Jacob Wilson, MEM	7
	Brandon Boudreaux, TLN	7
2011	Jonathan Griffin, UCF	9
2010	Luke Stewart, UAB	10
2009	Victor Gomez, MAR	12
2008	Corey Kemp, ECU	10
2007	Chris Duffy, UCF	6
2006	Matt Weston, HOU	12
2005	Brad Willcutt, USM	12
2004	Trevor Lawhorn, ECU	14
2003	Jeff Cook, USM	13
	Clint King, USM	13
2002	James Jurries, TLN	14
2001	Jake Gautreau, TLN	14
2000	Kevin Youkilis, CIN	11
	Jake Gautreau, TLN	11
	James Jurries, TLN	11
1999	Jason Sparks, TLN	11
1998	James Matan, CHA	14
	Bo Robinson, CHA	14
1997	Jeff Bell, UAB	11
1996	Jay Jones, UAB	9

TOTAL BASES

2015	Jesse Baker, UTSA	87
2014	Trent Miller, MT	70
2013	Erik Hempte, UCF	58
2012	Jacob Wilson, MEM	63
2011	Jonathan Griffin, UCF	70
2010	Kurt Lipton, MAR	71
	Anthony Rendon, RICE	71
2009	Victor Gomez, MAR	80
2008	Jake Stewart, HOU	67
2007	Trey Sutton, USM	62

2006	Brian Friday, RICE	77
2005	Brad Willcutt, USM	97
2004	Ryan Jones, ECU	103
2003	Clint King, USM	95
2002	James Jurries, TLN	96
2001	Jake Gautreau, TLN	83
2000	Jake Gautreau, TLN	97
1999	James Jurries, TLN	86
1998	Bo Robinson, CHA	98
1997	Ross Gload, USF	85
1996	Jay Jones, UAB	73

STOLEN BASES

2015	Connor Myers, ODU	11
2014	Corey Bird, MAR	10
2013	Kyle Survance, HOU	7
	Richard Carthon, TLN	7
	John Frost, UAB	7
2012	Derrick Thomas, MEM	10
2011	Landon Appling, HOU	11
2010	Jamal Austin, UAB	12
2009	Brint Hardy, UAB	19
2008	Adam Yeager, MAR	18
2007	K.K. Chalmers, MEM	15
2006	K.K. Chalmers, MEM	17
2005	K.K. Chalmers, MEM	11
	Mike Ambrose, CHA	11
2004	Ramon Moses, TCU	14
2003	Jonny Kaplan, TLN	25
2002	Michael Bourn, HOU	21
2001	Andy Cannizaro, TLN	19
2000	Will Smith, UAB	18
1999	Eric Lee, HOU	14
1998	Brian Hughes, TLN	19
1997	Goefrey Tomlinson, HOU	14
1996	Gio Cafaro, USF	24

WALKS

2015	Brendon Sanger, FAU	30
2014	Austin Roussel, USM	21
2013	Michael Ratterree, RICE	21
2012	D.J. Hicks, UCF	21
2011	Anthony Rendon, RICE	36
2010	Kyle Roller, ECU	21
2009	Seth Henry, TLN	28
2008	Adam Zurcher, MEM	22
2007	James Ewing, USM	19
	Michael Ewing, USM	19
2006	Mark Hamilton, TLN	22
2005	Drew Costanzo, ECU	25
2004	Jamie Rusco, CHA	14
2003	Myron Leslie, USF	23
2002	Michael Bourn, HOU	27
2001	Craig Tewes, CIN	24
	Daniel Ugglia, MEM	24
2000	Johnny Raburn, USF	30
1999	Doug Lorenz, LOU	26
1998	Mike Pursell, TLN	26
1997	Brian Hughes, TLN	25
1996	Ross Gload, USF	31

STRIKEOUTS

2015	Jake Ingold, MT	38
2014	Hunter Hope, TLN	38
2013	Gray Stafford, MAR	32
2012	Blake Brown, USM	29
2011	Patrick Palmeiro, UAB	29
2010	Blake Crohan, TLN	28
2009	Devin Harris, ECU	31
2008	Cody McMurry, UAB	33
2007	Joey Lieberman, MEM	25
2006	Roddy Stieger, MAR	31
2005	Patrick Hope, MEM	36
2004	Isaiah Howes, LOU	35
2003	Don Rogers, SLU	33
2002	Matt Womble, UAB	43
2001	Barrett Smith, MEM	33
2000	Brent Laircey, UAB	37
1999	Kirby Southerland, CHA	34
1998	Tim Harper, LOU	29
	Jason Hill, UNCC	29
	Jason Sparks, TLN	29

1997	Jeff Bell, UAB	32
1996	Jeff Bell, UAB	32

SLUGGING PERCENTAGE

2015	Edwin Rios, FIU	.696
2014	Trent Miller, MT	.579
2013	Chase McDonald, ECU	.684
2012	Brandon Boudreaux, TLN	.650
2011	Jonathan Griffin, UCF	.722
2010	Anthony Rendon, RICE	.835
2009	Victor Gomez, MAR	.808
2008	Jake Stewart, HOU	.753
2007	Kiko Vazquez, UCF	.635
2006	Matt Weston, HOU	.949
2005	Brad Willcutt, USM	.802
2004	Ryan Jones, ECU	.837
2003	Clint King, USM	.766
2002	James Jurries, TLN	.850
2001	Jake Gautreau, TLN	.761
2000	James Jurries, TLN	.901
1999	J.P. Woodward, HOU	.809
1998	Shayne Carnes, UAB	.864
1997	Ross Gload, USF	.825
1996	Ross Gload, USF	.758

ON-BASE PERCENTAGE

2015	Brendon Sanger, FAU	.493
2014	Josiah Burney, ODU	.444
2013	Isaac Rodriguez, USM	.505
2012	Ford Stainback, RICE	.476
2011	Anthony Rendon, RICE	.522
2010	Kyle Roller, ECU	.580
2009	Josh Valle, MAR	.523
2008	Ryan Keedy, UAB	.513
2007	Michael Murray, MEM	.510
2006	Brian Friday, RICE	.545
2005	shelby Ford, TCU	.504
2004	Jamie Rusco, CHA	.504
2003	Ron Braun, LOU	.522
2002	James Jurries, TLN	.514
2001	Daniel Ugglia, MEM	.516
2000	James Jurries, TLN	.562
1999	Jarrod Bitter, HOU	.552
1998	Shayne Carnes, UAB	.523
1997	Goefrey Tomlinson, HOU	.541
1996	Ross Gload, USF	.553

HIT BY PITCH

2015	John Bormann, UTSA	8
2014	Bradley Roney, USM	10
2013	Brennan Middleton, TLN	11
2012	Ronnie Richardson, UCF	13
2011	Landon Appling, HOU	12
2010	Kyle Roller, ECU	11
2009	Kyle Roller, ECU	12
	Kiko Vazquez, UCF	12
2008	Jake Stewart, HOU	9
2007	Tyler Henley, RICE	8
2006	Aaron Luna, RICE	9
	Kevin Coker, USM	9
2005	J.J. Estrada, TCU	11
	Shelby Ford, TCU	11
	Bryan Hierlmeier, USF	11
2004	Mark Muscenti, CIN	14
2003	Griff Israel, USM	7
	J.T. LaFountain, LOU	7
	Mark Muscenti, CIN	7
2002	Allen Winningham, USM	10
2001	Brian Bowman, CHA	9
	Brad Erwin, CHA	9
2000	Brad Lamm, CHA	9
1999	Jason Sparks, TLN	10
1998	Jason Sparks, TLN	13
1997	Daryn Miller, MEM	9
1996	Cameron Jones, MEM	10

PITCHING

MOST WINS

2015	James McMahon, USM	8
2014	Blake Fox, RICE	8
2013	Daniel Poncedeleon, HOU	5
	Erik Schoenrock, MEM	5
	Andrew Pierce, USM	5
2012	Matthew Reckling, RICE	5
2011	Ben Paullus, MEM	5
	Geoffrey Thomas, USM	5
2010	Seth Maness, ECU	5
2009	Seth Maness, ECU	7
2008	Cole St.Clair, RICE	6
2007	Barry Bowden, USM	6
	Ryan Berry, RICE	6
2006	Brad Lincoln, HOU	7
2005	Lance Broadway, TCU	9
2004	Derek Hankins, MEM	6
	Anthony DeWitt, USM	6
2003	Clayton Jerome, TCU	7
	Zachary Treadway, CHA	7
2002	Clayton Jerome, TCU	8
2001	Brad Sullivan, HOU	6
2000	Kyle Crowell, HOU	8
	Jared Berkowitz, TLN	8
1999	Kyle Crowell, HOU	8
1998	Shane Nance, HOU	7
	Jason Stanford, CHA	7
1997	Jason Navarro, TLN	7
1996	Mark Roberts, USF	6
	Jesse Summey, CHA	6
	Pat Ryan, USF	6

EARNED RUN AVERAGE

(min. 1.0 IP per team game)

2015	James McMahon, USM	1.88
2014	Mike Franco, FIU	0.98
2013	Zech Lemond, RICE	0.60
2012	D.J. Ponder, TLN	0.38
2011	Kyle Blair, MAR	1.93
2010	Abe Gonzales, RICE	2.19
2009	Donnie Joseph, HOU	1.33
2008	Barry Bowden, USM	1.83
2007	Grant Addison, UAB	0.70
2006	Cole St.Clair, RICE	0.70
2005	Lance Broadway, TCU	1.66
2004	Garrett Mock, HOU	1.78
2003	Carlos Fernandez, LOU	1.48
2002	Brad Sullivan, HOU	2.42
2001	Brad Sullivan, HOU	1.96
2000	Duncan McAdoo, HOU	1.47
1999	Henry Bonilla, TLN	2.77
1998	Shane Nance, HOU	1.80
1997	Jason Navarro, TLN	2.22
1996	Chad Harville, MEM	2.15

INNINGS PITCHED

2015	Brock Hartson, UTSA	75.1
2014	Zac Curtis, MT	81.1
2013	Jeff Hoffman, ECU	62.0
2012	Andrew Pierce, USM	57.0
2011	Ryan Woolley, UAB	60.2
2010	Seth Maness, ECU	47.2
2009	Seth Maness, ECU	54.2
2008	Ryan Berry, RICE	57.1
2007	Ryan Berry, RICE	54.2
2006	Brad Lincoln, HOU	63.1
2005	Lance Broadway, TCU	70.2
2004	Casey Hudspeth, USF	68.0
2003	Clayton Jerome, TCU	79.2
2002	Brad Sullivan, HOU	74.1
2001	Ben Hutton, SLU	68.2
2000	Ryan Baker, CHA	68.0
1999	Jason Stanford, CHA	71.2
1998	Shane Nance, HOU	70.0
1997	Chad Harville, MEM	65.0
	Jason Navarro, TLN	65.0
1996	Jesse Summey, CHA	62.2

MOST STRIKEOUTS

2015	Cody Carroll, USM	62
2014	Zac Curtis, MT	97
2013	Austin Kubitzka, RICE	54
2012	Dan Langfield, MEM	63
2011	Austin Kubitzka, RICE	54
2010	Zach Woods, ECU	40
	Arik Sikula, MAR	40
2009	Chris Heston, ECU	49
2008	Shooter Hunt, TLN	65
2007	Shooter Hunt, TLN	53
2006	Brad Lincoln, HOU	78
2005	Lance Broadway, TCU	97
2004	Derek Hankins, MEM	77
2003	Brad Sullivan, HOU	100
2002	Brad Sullivan, HOU	97
2001	John Maine, CHA	76
2000	Chad Rogers, USM	66
1999	Jason Stanford, CHA	72
1998	John McKay, CHA	72
1997	Chad Harville, MEM	91
1996	Jack Cressend, TLN	54

SAVES

2015	Danny Dipico, FIU	6
2014	Matt Ditman, RICE	7
	Ryan Williams, ECU	7
2013	Chase Wellbrock, HOU	8
	Zech Lemond, RICE	8
2012	Bradley Roney, USM	7
2011	Tony Cingrani, RICE	4
	Nick Pepitone, TLN	4
	Joe Rogers, UCF	4
2010	Austin Coan, MAR	6
2009	Donnie Joseph, HOU	8
2008	Chase Dempsay, HOU	7
2007	Matt Yokley, MEM	7
2006	Daniel Latham, TLN	7
2005	Brian Halford, LOU	7
	Daniel Best, USM	7
2004	Austin Tubb, USM	7
2003	Austin Tubb, USM	7
	Ryan Wagner, HOU	7
2002	Greg Bunn, ECU	5
	Jesse Crain, HOU	5
	Joey Livingston, USF	5
2001	David Richtberg, USF	6
2000	John McKay, CHA	7
1999	Brandon Belanger, TLN	7
1998	Cary Hiles, MEM	5
1997	Chris Mason, UAB	4
	David Sonson, LOU	4
1996	Chad Harville, MEM	3

APPEARANCES

2015	Micah Wells, CHA	17
2014	Caleb Ross, MAR	21
2013	Chase Wellbrock, HOU	16
2012	Tyler Duffey, RICE	15
2011	Tony Cingrani, RICE	13
2010	Kyle Blank, MAR	15
2009	Donnie Joseph, HOU	15
2008	Chase Dempsay, HOU	15
2007	Tyler Conn, USM	11
	Shane Mathews, ECU	11
	Matt Yokley, MEM	11
2006	Daniel Latham, TLN	14
2005	Erik Walker, CHA	19
2004	Brandon Roznovsky, HOU	19
2003	Ray Antonelli, USM	18
2002	Joey Livingston, USF	21
2001	Curtus Moak, CIN	16
	David Richtberg, USF	16
2000	John McKay, CHA	13
	Sean Green, LOU	13
	Scott Beyer, UAB	13
1999	Brandon Belanger, TLN	16
	James Steele, CIN	16
1998	James Steele, CIN	15
1997	Tyler Kee, USM	14
1996	Steven Boyles, USF	14

GAMES STARTED

2015	18 tied with	10
2014	16 tied with	10
2013	17 tied with	8
2012	12 tied with	8
2011	14 tied with	8
2010	Ian Kadish, MAR	8
	Arik Sikula, MAR	8
2009	14 tied with	8
2008	12 tied with	8
2007	15 tied with	8
2006	14 tied with	8
2005	Nine tied with	10
2004	12 tied with 10	
2003	13 tied with	10
2002	13 tied with	10
2001	Ten tied with	9
2000	Shea Douglas, USM	10
1999	Twelve tied with	9
1998	Eleven tied with	9
1997	Heath Cantrelle, USM	9
1996	Brannon Player, CHA	8
	Mark Roberts, USF	8
	Jesse Summey, CHA	8

OPPOSING BATTING AVERAGE

2015	Adam Bainbridge, ODU	.193
2014	Mike Franco, FIU	.179
2013	David Napoli, TLN	.165
2012	Austin Kubitzka, RICE	.192
2011	Ben Paullus, MEM	.146
2010	Mike Ojala, RICE	.218
2009	Donnie Joseph, HOU	.172
2008	Shooter Hunt, TLN	.175
2007	Grant Addison, UAB	.184
2006	Cole St.Clair, RICE	.116
2005	Erik Walker, CHA	.170
2004	Garrett Mock, HOU	.194
2003	Ryan Wagner, HOU	.164
2002	Brad Sullivan, HOU	.169
2001	Andre Parks, UAB	.216
2000	John McKay, CHA	.184
1999	Kyle Crowell, HOU	.185
1998	Shane Nance, HOU	.198
1997	Chad Harville, MEM	.200
1996	Chad Harville, MEM	.189

FIELDING

PUTOUTS

2015	Edwin Rios, FIU	282
2014	Skyler Ewing, RICE	290
2013	Chase McDonald, ECU	230
2012	John Frost, UAB	229
2011	John Frost, UAB	246
2010	Jimmy Comerota, RICE	178
2009	Jimmy Comerota, RICE	229
2008	Adam Zornes, RICE	201
2007	Josh Stirneman, HOU	224
2006	Mark Hamilton, TLN	218
2005	Nathan McCorkle, UAB	281
2004	Marc Maddox, USM	237
2003	Michael Aubrey, TLN	265
2002	Matt Womble, UAB	281
2001	Mike Eylward, USF	261
2000	Craig Tewes, CIN	254
1999	Michael Artman, USM	268
1998	Doug Lorenz, LOU	269
1997	Keith Graffagnini, TLN	246
1996	Brian Jersey, UAB	228

ASSISTS

2015	Adam Smith, UAB	112
2014	Stephen Alemais, TLN	105
2013	Ford Stainback, RICE	79
2012	Darnell Sweeney, UCF	82
2011	Nick Crawford, UAB	90
2010	Blake Kelso, HOU	92
2009	Blake Kelso, HOU	79
2008	Rick Hague, RICE	84
	Brian Dozier, USM	84
2007	Brian Friday, RICE	96

2006	Dale Mollenhauer, ECU	83
	Ryan Metcalf, UAB	83
2005	Mark Muscenti, CIN	104
	Seth Rollin, UAB	104
2004	Matt Shepherd, USM	97
2003	Matt Shepherd, USM	116
2002	Mark Garner, UAB	105
2001	Adam Haley, LOU	90
	Mark Garner, UAB	90
2000	Andy Cannizaro, TLN	95
1999	Eric McMaster, USM	102
1998	Travis Kahoalii, LOU	104
1997	Jared Martin, USM	101
1996	Joey Hammond, CHA	86

ERRORS

2015	Jesse Baker, UTSA	12
2014	Mikal Hill, CHA	13
2013	Five tied with	7
2012	Darnell Sweeney, UCF	13
2011	B.A. Vollmuth, USM	13
2010	John Wooten, ECU	12
2009	Jonathan Merritt, UAB	10
2008	Brandon Casamassima, MAR	11
	Brett Bowen, MEM	11
2007	Kyle Norrid, MEM	10
2006	Travis Cougot, HOU	11
2005	Patrick Hope, MEM	16
2004	Thomas Bowker, CHA	13
2003	J.T. LaFountain, LOU	12
	Myron Leslie, USF	12
2002	Hyung Cho, HOU	12
	Brent Dlugach, MEM	12
	Brad Lamm, CHA	12
2001	Brad Lamm, CHA	12
2000	Ryan Minges, CIN	14
1999	Corey Reimers, UAB	18
1998	Shaun Skrehot, HOU	14
	Johnny Raburn, USF	14
1997	Michael Johns, TLN	14
1996	Jason Dellaero, USF	13

TEAM - C-USA GAMES**MOST WINS****CONFERENCE GAMES**

2015	Rice	22
2014	Rice	23
2013	Rice	15
	Southern Miss	15
2012	Rice	17
2011	Rice	16
	Southern Miss	16
2010	Rice	17
2009	East Carolina	17
2008	Rice	21
2007	Rice	22
2006	Rice	22
2005	Tulane	24
2004	East Carolina	25
2003	Southern Miss	23
2002	Houston	22
2001	Tulane	21
2000	Houston	21
1999	Houston	20
1998	Tulane	22
1997	Tulane	19
	Houston	19
1996	USF	20

MOST GAMES PLAYED

2015	Eight Tied	30
2014	11 Tied	30
2013	Nine Tied	24
2012	Nine Tied	24
2011	Nine Tied	24
2010	Nine Tied	24
2009	Seven Tied	24
2008	Seven Tied	24
2007	Seven Tied	24

2006	Nine Tied	24
2005	Eight Tied	30
2004	Eight Tied	30
2003	Six Tied	30
2002	Nine Tied	30
2001	Ten Tied	27
2000	Five Tied	27
1999	Ten tied	27
1998	Eight tied	27
1997	Five Tied	27
1996	Five Tied	24

BATTING**BATTING AVERAGE**

2015	Florida Atlantic	.299
2014	Rice	.297
2013	Rice	.281
2012	Rice	.295
2011	Southern Miss	.316
2010	Rice	.356
2009	East Carolina	.342
2008	Rice	.321
2007	Rice	.316
2006	Rice	.327
2005	Tulane	.329
2004	East Carolina	.353
2003	TCU	.327
2002	Houston	.327
2001	Tulane	.342
2000	Tulane	.347
1999	Houston	.330
1998	Tulane	.353
1997	USF	.331
1996	USF	.320

OFFICIAL AT-BATS

2015	UTSA (30 games)	1052
2014	Rice (30 games)	1069
2013	East Carolina (24 games)	838
2012	East Carolina (24 games)	867
2011	Memphis (24 games)	844
2010	Marshall (24 games)	821
2009	East Carolina (24 games)	878
2008	East Carolina (24 games)	868
2007	UAB (24 games)	845
2006	Memphis (24 games)	926
2005	TCU (30 games)	1090
2004	East Carolina (30 games)	1130
2003	TCU (30 games)	1087
2002	Tulane (30 games)	1082
2001	Tulane (27 games)	966
2000	USF (27 games)	999
1999	USF (27 games)	985
1998	Charlotte (27 games)	1002
1997	USF (26 games)	989
1996	USF (24 games)	893

RUNS SCORED

2015	UTSA (30 games)	203
2014	Rice (30 games)	162
2013	UCF (24 games)	132
2012	East Carolina (24 games)	146
2011	Southern Miss (24 games)	175
2010	Rice (24 games)	220
2009	East Carolina (24 games)	213
2008	Rice (24 games)	183
2007	Rice (24 games)	185
2006	Rice (24 games)	200
2005	Tulane (30 games)	240
2004	East Carolina (30 games)	298
2003	TCU (30 games)	242
2002	Tulane (30 games)	233
2001	Tulane (27 games)	254
2000	Tulane (27 games)	230
1999	Tulane (27 games)	239
1998	Tulane (27 games)	284
1997	USF (26 games)	246
1996	USF (24 games)	219

HITS

2015	Florida Atlantic (29 games)	303
2014	Rice (30 games)	318
2013	East Carolina (24 games)	227
2012	East Carolina (24 games)	255
2011	Southern Miss (24 games)	261
2010	Rice (24 games)	279
2009	East Carolina (24 games)	300
2008	East Carolina (24 games)	274
2007	Rice (24 games)	257
2006	Memphis (24 games)	302
2005	TCU (30 games)	350
2004	East Carolina (30 games)	399
2003	TCU (30 games)	355
2002	Tulane (30 games)	340
2001	Tulane (27 games)	330
2000	Tulane (27 games)	344
1999	Houston (27 games)	321
1998	Charlotte (27 games)	343
1997	USF (26 games)	327
1996	USF (24 games)	286

RUNS BATTED IN

2015	UTSA (30 games)	177
2014	Rice (30 games)	147
2013	UCF (24 games)	119
2012	East Carolina (24 games)	131
2011	Southern Miss (24 games)	161
2010	Rice (24 games)	205
2009	East Carolina (24 games)	195
2008	Rice (24 games)	173
2007	Rice (24 games)	164
2006	Rice (24 games)	190
2005	Tulane (30 games)	224
2004	East Carolina (30 games)	280
2003	TCU (30 games)	224
2002	Tulane (30 games)	207
2001	Tulane (27 games)	236
2000	Tulane (27 games)	204
1999	Tulane (27 games)	221
1998	Tulane (27 games)	260
1997	USF (26 games)	216
1996	USF (24 games)	198

DOUBLES

2015	Old Dominion (30 games)	61
2014	Middle Tennessee (30 games)	54
2013	UCF (24 games)	47
2012	Tulane (24 games)	48
2011	Southern Miss (24 games)	52
2010	Rice (24 games)	51
2009	East Carolina (24 games)	57
2008	Houston (24 games)	52
2007	Rice (24 games)	61
2006	Rice (24 games)	56
2005	Tulane (30 games)	83
2004	East Carolina (30 games)	88
2003	TCU (30 games)	74
2002	Southern Miss (29 games)	64
	Tulane (30 games)	64
2001	Tulane (27 games)	61
2000	Houston (25 games)	74
	Tulane (27 games)	74
1999	Houston (27 games)	62
1998	UAB (27 games)	75
1997	USF (26 games)	64
1996	UAB (24 games)	52
	Tulane (24 games)	52

TRIPLES

2015	Florida Atlantic (29 games)	13
2014	FIU (30 games)	6
	Old Dominion (30 games)	6
	Rice (30 games)	6
2013	Houston (24 games)	12
2012	Southern Miss (24 games)	8
2011	Southern Miss (24 games)	9
2010	Houston (24 games)	10
2009	Rice (24 games)	10
2008	Houston (24 games)	8
	Marshall (24 games)	8
2007	UAB (24 games)	11

2006	Southern Miss (24 games)	9
2005	Charlotte (30 games)	15
2004	TCU (30 games)	9
2003	TCU (30 games)	14
2002	USF (30 games)	12
	TCU (30 games)	12
2001	Charlotte (27 games)	8
	Memphis (27 games)	8
2000	Louisville (27 games)	7
1999	USF (27 games)	12
1998	Houston (27 games)	9
	Louisville (27 games)	9
1997	Charlotte (26 games)	7
	USF (26 games)	7
1996	Saint Louis (21 games)	8
	USF (24 games)	8

HOME RUNS

2015	UTSA (30 games)	35
2014	East Carolina (30 games)	17
2013	East Carolina (24 games)	17
2012	Tulane (24 games)	21
2011	UCF (24 games)	24
2010	Rice (24 games)	33
2009	East Carolina (24 games)	44
2008	East Carolina (24 games)	24
2007	Southern Miss (24 games)	24
2006	Houston (24 games)	42
2005	TCU (30 games)	45
2004	East Carolina (30 games)	62
2003	Southern Miss (30 games)	51
2002	Cincinnati (30 games)	41
	Tulane (30 games)	41
2001	Tulane (27 games)	48
2000	Tulane (27 games)	39
1999	Tulane (27 games)	62
1998	Charlotte (27 games)	51
1997	Southern Miss (26 games)	48
1996	USF (24 games)	34

STOLEN BASES

2015	UTSA (30 games)	34
2014	Marshall (30 games)	34
2013	Houston (24 games)	28
2012	UCF (24 games)	42
2011	Houston (24 games)	28
2010	Houston (24 games)	41
2009	Tulane (24 games)	37
2008	Houston (24 games)	62
2007	UAB (24 games)	37
2006	Memphis (24 games)	35
2005	Charlotte (30 games)	43
2004	East Carolina (30 games)	38
2003	Houston (30 games)	51
2002	USF (30 games)	57
	Tulane (30 games)	57
2001	Houston (27 games)	64
2000	USF (27 games)	55
1999	Houston (27 games)	54
1998	Houston (27 games)	54
1997	Houston (27 games)	66
1996	Charlotte (24 games)	58

TOTAL BASES

2015	UTSA (30 games)	475
2014	Rice (30 games)	419
2013	East Carolina (24 games)	324
2012	UCF (24 games)	356
2011	Southern Miss (24 games)	385
2010	Rice (24 games)	441
2009	East Carolina (24 games)	491
2008	East Carolina (24 games)	432
2007	Rice (24 games)	379
2006	Houston (24 games)	462
2005	TCU (30 games)	576
2004	East Carolina (30 games)	683
2003	TCU (30 games)	565
2002	Tulane (30 games)	541
2001	Tulane (27 games)	543
2000	Tulane (27 games)	547
1999	Tulane (27 games)	557

1998	Charlotte (27 games)	579
1997	USF (26 games)	519
1996	USF (24 games)	450

WALKS

2015	Florida Atlantic (29 games)	142
2014	Old Dominion (30 games)	107
	Rice (30 games)	107
2013	UCF (24 games)	107
2012	Rice (24 games)	107
2011	Rice (24 games)	119
2010	Rice (24 games)	109
2009	Tulane (24 games)	132
2008	Tulane (23 games)	116
2007	Rice (24 games)	129
2006	Tulane (24 games)	114
2005	Tulane (30 games)	150
2004	Tulane (30 games)	130
2003	Southern Miss (30 games)	118
2002	Houston (29 games)	142
2001	Cincinnati (27 games)	141
2000	Cincinnati (27 games)	140
1999	Louisville (27 games)	141
1998	Tulane (27 games)	159
1997	Tulane (26 games)	132
1996	USF (24 games)	141

STRIKEOUTS

2015	Middle Tennessee (30 games)	226
2014	Middle Tennessee (30 games)	216
2013	Marshall (24 games)	179
	UAB (24 games)	179
2012	Southern Miss (24 games)	177
2011	Marshall (24 games)	200
2010	East Carolina (24 games)	154
2009	UAB (23 games)	191
2008	Memphis (23 games)	191
2007	UCF (24 games)	153
2006	UAB (24 games)	201
2005	Memphis (30 games)	260
2004	Memphis (30 games)	239
2003	Memphis (29 games)	260
2002	Memphis (30 games)	293
2001	Memphis (27 games)	237
2000	Cincinnati (27 games)	212
1999	Charlotte (27 games)	227
1998	Louisville (27 games)	218
1997	Saint Louis (27 games)	222
1996	Charlotte (59 games)	188

SLUGGING PERCENTAGE

2015	Florida Atlantic (29 games)	.461
2014	Rice (30 games)	.392
2013	UCF (24 games)	.392
2012	Tulane (24 games)	.428
2011	Southern Miss (24 games)	.466
2010	Rice (24 games)	.563
2009	East Carolina (24 games)	.559
2008	East Carolina (24 games)	.498
2007	Rice (24 games)	.466
2006	Rice (24 games)	.555
2005	TCU (30 games)	.528
2004	East Carolina (30 games)	.604
2003	Southern Miss (30 games)	.532
2002	Tulane (30 games)	.500
2001	Tulane (27 games)	.562
2000	Tulane (27 games)	.553
1999	Tulane (27 games)	.575
1998	Charlotte (27 games)	.578
1997	Southern Miss (26 games)	.528
1996	USF (24 games)	.504

ON-BASE PERCENTAGE

2015	Florida Atlantic (29 games)	.395
2014	Rice (30 games)	.366
2013	Rice (24 games)	.377
2012	Rice (24 games)	.384
2011	Southern Miss (24 games)	.406
2010	Rice (24 games)	.439
2009	East Carolina (24 games)	.415
2008	Rice (24 games)	.416

2007	Rice (24 games)	.420
2006	Rice (24 games)	.418
2005	Tulane (30 games)	.421
2004	East Carolina (30 games)	.424
2003	Southern Miss (30 games)	.395
2002	Houston (29 games)	.412
2001	Tulane (27 games)	.410
2000	Tulane (27 games)	.424
1999	Houston (27 games)	.412
1998	Tulane (27 games)	.455
1997	USF (26 games)	.407
1996	USF (24 games)	.409

HIT BY PITCH

2015	Louisiana Tech (29 games)	46
2014	Old Dominion (30 games)	42
2013	Tulane (24 games)	30
2012	UCF (24 games)	27
2011	Houston (24 games)	32
2010	Southern Miss (24 games)	34
2009	UCF (24 games)	30
2008	Rice (24 games)	31
2007	UAB (24 games)	29
2006	Rice (24 games)	37
2005	TCU (30 games)	38
2004	TCU (30 games)	46
2003	Louisville (29 games)	35
2002	Southern Miss (29 games)	38
2001	Charlotte (27 games)	37
2000	Louisville (27 games)	37
1999	Southern Miss (27 games)	34
1998	Tulane (27 games)	38
1997	Memphis (26 games)	34
	Southern Miss (26 games)	34
1996	UAB (24 games)	25

PITCHING

EARNED RUN AVERAGE

2015	Rice (30 games)	3.48
2014	Rice (30 games)	2.14
2013	Memphis (24 games)	2.80
2012	Rice (24 games)	3.01
2011	East Carolina (24 games)	3.24
2010	Rice (24 games)	4.51
2009	East Carolina (24 games)	4.03
2008	Rice (24 games)	3.40
2007	Rice (24 games)	2.62
2006	Rice (24 games)	3.04
2005	Houston (29 games)	4.01
2004	East Carolina (30 games)	3.75
2003	TCU (30 games)	3.36
2002	Houston (29 games)	3.04
2001	Houston (27 games)	3.21
2000	Houston (27 games)	3.00
1999	Tulane (27 games)	3.95
1998	Houston (27 games)	3.85
1997	Tulane (26 games)	4.17
1996	USF (24 games)	3.21

INNINGS PITCHED

2015	Florida Atlantic (29 games)	265.0
2014	Rice (30 games)	286.0
2013	East Carolina (24 games)	223.0
2012	UCF (24 games)	223.2
2011	UAB (24 games)	223.0
2010	Marshall (24 games)	207.2
2009	Houston (24 games)	213.0
2008	Rice (24 games)	217.0
2007	Rice (24 games)	213.0
2006	Memphis (24 games)	221.0
2005	Charlotte (30 games)	268.0
2004	East Carolina (30 games)	264.0
2003	East Carolina (30 games)	275.1
2002	Memphis (30 games)	265.1
2001	Houston (27 games)	241.0
2000	USF (27 games)	246.0
1999	Tulane (27 games)	241.2
1998	Charlotte (27 games)	240.1
1997	UAB (27 games)	239.2
1996	USF (24 games)	215.2

STRIKEOUTS

2015	Rice (30 games)	256
2014	Rice (30 games)	255
2013	Rice (24 games)	182
2012	Rice (24 games)	207
2011	Rice (24 games)	197
2010	East Carolina (24 games)	151
	Marshall (24 games)	151
2009	Houston (24 games)	196
2008	Rice (24 games)	215
2007	Tulane (24 games)	181
2006	Houston (24 games)	223
2005	Tulane (30 games)	287
2004	Houston (30 games)	245
2003	Houston (30 games)	309
2002	Houston (29 games)	254
2001	Houston (27 games)	229
2000	Tulane (27 games)	197
1999	Tulane (27 games)	220
1998	Charlotte (27 games)	232
1997	Memphis (26 games)	229
1996	Tulane (24 games)	215

SAVES

2015	Middle Tennessee (30 games)	12
2014	Southern Miss (30 games)	11
	UAB (30 games)	11
2013	Houston (24 games)	9
	Memphis (24 games)	9
2012	Southern Miss (24 games)	8
2011	Rice (24 games)	6
	Southern Miss (24 games)	6
	Tulane (24 games)	6
2010	Southern Miss (24 games)	7
2009	Houston (24 games)	10
2008	Houston (24 games)	8
2007	Rice (24 games)	9
2006	Rice (24 games)	11
2005	Southern Miss (30 games)	8
2004	Houston (30 games)	9
2003	Southern Miss (30 games)	10
2002	East Carolina (30 games)	9
2001	USF (27 games)	10
2000	Charlotte (26 games)	8
1999	Tulane (27 games)	8
1998	Memphis (27 games)	6
1997	Houston (27 games)	7
1996	USF (24 games)	8

OPPOSING BATTING AVERAGE

2015	Rice (30 games)	.251
2014	Rice (30 games)	.228
2013	Rice (24 games)	.233
2012	Rice (24 games)	.218
2011	Rice (24 games)	.255
2010	Rice (24 games)	.278
2009	East Carolina (24 games)	.259
2008	Tulane (23 games)	.250
2007	Rice (24 games)	.228
2006	Rice (24 games)	.227
2005	TCU (30 games)	.255
2004	Houston (30 games)	.256
2003	Houston (30 games)	.238
2002	Houston (29 games)	.220
2001	Houston (27 games)	.245
2000	Houston (25 games)	.244
1999	Houston (27 games)	.259
1998	Houston (27 games)	.242
1997	Houston (27 games)	.259
	Charlotte (27 games)	.259
	Memphis (26 games)	.259
1996	Southern Miss (24 games)	.254

FIELDING**FIELDING PERCENTAGE**

2015	Marshall (29 games)	.979
2014	UAB (30 games)	.984
2013	Southern Miss (24 games)	.981
2012	Tulane (24 games)	.978
2011	UAB (24 games)	.983
2010	Southern Miss (24 games)	.973
2009	Houston (24 games)	.977
2008	Houston (24 games)	.975
2007	Houston (24 games)	.976
2006	Rice (24 games)	.976
2005	Tulane (30 games)	.976
2004	East Carolina (30 games)	.974
2003	TCU (30 games)	.974
2002	Cincinnati (30 games)	.973
	TCU (30 games)	.973
2001	Cincinnati (27 games)	.973
2000	Houston (25 games)	.979
1999	Houston (27 games)	.972
1998	UAB (27 games)	.968
1997	Houston (27 games)	.964
1996	Tulane (24 games)	.968
	UAB (24 games)	.968

PUTOUTS

2015	Florida Atlantic (30 games)	795
2014	Rice (30 games)	858
2013	East Carolina (24 games)	669
2012	UCF (24 games)	671
2011	UAB (24 games)	669
2010	Marshall (24 games)	623
2009	Houston (24 games)	638
2008	Rice (24 games)	651
2007	Rice (24 games)	639
2006	Memphis (24 games)	663
2005	Charlotte (30 games)	804
2004	East Carolina (30 games)	792
2003	East Carolina (30 games)	826
2002	Memphis (30 games)	796
2001	Houston (27 games)	723
2000	USF (27 games)	738
1999	Tulane (27 games)	725
1998	Charlotte (27 games)	721
1997	UAB (27 games)	719
1996	USF (24 games)	647

ASSISTS

2015	UAB (30 games)	353
2014	East Carolina (30 games)	374
2013	East Carolina (24 games)	299
2012	Rice (24 games)	294
2011	Southern Miss (24 games)	295
2010	Rice (24 games)	257
2009	Rice (24 games)	290
2008	Southern Miss (24 games)	271
2007	Rice (24 games)	288
2006	UAB (24 games)	307
2005	UAB (30 games)	363
2004	Louisville (30 games)	327
2003	Southern Miss (30 games)	352
2002	UAB (30 games)	353
2001	USF (27 games)	319
2000	Cincinnati (27 games)	318
1999	Southern Miss (27 games)	350
1998	Southern Miss (27 games)	347
1997	UAB (27 games)	342
1996	USF (24 games)	272

ERRORS

2015	UTSA (30 games)	53
2014	Southern Miss (30 games)	42
2013	Marshall (24 games)	33
	UCF (24 games)	33
2012	Houston (24 games)	47
2011	Southern Miss (24 games)	40
2010	East Carolina (24 games)	46
2009	Marshall (24 games)	45
2008	East Carolina (24 games)	39
2007	UAB (24 games)	42

2006	UAB (24 games)	37
	UCF (24 games)	37
2005	Memphis (30 games)	54
2004	Charlotte (30 games)	56
2003	Louisville (29 games)	46
	UAB (29 games)	46
2002	Memphis (30 games)	57
2001	USF (27 games)	48
2000	USF (27 games)	51
1999	UAB (27 games)	62
1998	Saint Louis (24 games)	62
1997	Cincinnati (27 games)	56
1996	Charlotte (24 games)	55

ALL-TIME AWARDS

ALL-CONFERENCE

2015

All-Conference First Team

IF	Jesse Baker, Jr., UTSA
IF	CJ Chatham, So., Florida Atlantic
IF	Edwin Rios, Jr., FIU
IF	Ford Stainback, Sr., Rice
OF	Ronnie Jebavy, Jr., Middle Tennessee
OF	Anderson Miller, Jr., WKU
OF	Brendon Sanger, Jr., Florida Atlantic
C	John Bormann, Sr., UTSA
DH/UT	John Clay Reeves, Sr., Rice
SP	James McMahon, Sr., Southern Miss
SP	James Naile, Sr., UAB
SP	Austin Orewiler, Jr., Rice
SP	Jordan Stephens, Jr., Rice
RP	Matt Ditman, Sr., Rice

All-Conference Second Team

IF	P.J. Higgins, Jr., Old Dominion
IF	Danny Hudzina, Jr., WKU
IF	Tim Lynch, Jr., Southern Miss
IF	Ricky Santiago, Sr., Florida Atlantic
OF	Roman Collins, Jr., Florida Atlantic
OF	Brad Jarreau, So., Middle Tennessee
OF	Brian Portelli, Sr., FIU
OF	Kirby Taylor, Sr., Rice
C	Esteban Tresgallo, Jr., UAB
DH/UT	Adam Lau, Jr., UAB
SP	Chase Boster, So., Marshall
SP	Nate Hoffmann, Jr., Middle Tennessee
SP	Drew Jackson, Sr., Florida Atlantic
SP	Phil Maton, Sr., Louisiana Tech
SP	Sam Sinnen, So., Old Dominion
RP	Danny Dopico, Jr., FIU

2014

All-Conference First Team

IF	Skyler Ewing, Rice
IF	Shane Hoelscher, Rice
IF	Zach Houchins, East Carolina
IF	Trent Miller, Middle Tennessee
OF	Jared Allen, Middle Tennessee
OF	Michael Aquino, Rice
OF	Nick Walker, Old Dominion
C	Aramis Garcia, FIU
DH/UT	Drew Reynolds, East Carolina
SP	Zac Curtis, Middle Tennessee
SP	Mike Franco, FIU
SP	Blake Fox, Rice
SP	Chase Mallard, UAB
RP	Ryan Williams, East Carolina

All-Conference Second Team

IF	Josiah Burney, Old Dominion
IF	Stephen Kerr, Florida Atlantic
IF	RJ Perucki, UTSA
IF	Mike Warren, UTSA
OF	Chase Davis, UAB
OF	Brendon Sanger, Florida Atlantic
OF	John Welborn, UTSA
C	John Clay Reeves, Rice
DH/UT	Matt Durst, Southern Miss
SP	Conor Fisk, Southern Miss
SP	Alex Luna, UAB
SP	Brock Hartson, UTSA
SP	Chris Mourelle, FIU
RP	Bradley Roney, Southern Miss

2013

All-Conference First Team

IF	John Frost, Sr. UAB
IF	Chase McDonald, Jr., East Carolina
IF	Issac Rodriguez, Sr., Southern Miss

IF	Chris Taladay, Sr., UCF
OF	Isaac Ballou, Sr., Marshall
OF	Erik Hempte, Sr., UCF
OF	Michael Ratterree, Sr., Rice
C	Chase Fowler, Sr., Southern Miss
DH/UT	Drew Reynolds, Jr., East Carolina
P	Aaron Blair, Jr., Marshall
P	Sam Moll, Jr., Memphis
P	Andrew Pierce, Sr., Southern Miss
P	Erik Schoenrock, Jr., Memphis
RP	Zech Lemond, So., Rice

All-Conference Second Team

IF	Zach Houchins, Jr., East Carolina
IF	Justin Montemayor, Fr., Houston
IF	Frankie Ratcliff, Jr., Houston
IF	Ford Stainback, So., Rice
OF	Keenan Cook, Jr., Rice
OF	Mason Robbins, So., Southern Miss
OF	Kyle Survance, Fr., Houston
C	Geoff Perrott, Sr., Rice
DH/UT	Michael Aquino, Jr., Rice
P	Jeff Hoffman, So., East Carolina
P	Ben Lively, Jr., UCF
P	David Lucroy, Fr., East Carolina
P	Austin Pruitt, Sr., Houston
RP	Jonathan Van Eaton, Jr., Memphis

2012

All-Conference First Team

IF	D.J. Hicks, Jr., UCF
IF	Christian Stringer, Jr., Rice
IF	Jacob Wilson, Sr., Memphis
IF	John Wooten, Jr., East Carolina
OF	Brandon Boudreaux, Jr., Tulane
OF	Adam McClain, Sr., Memphis
OF	Jeremy Rathjen, Jr., Rice
C	Jeremy Schaeffer, Sr., Tulane
DH/UT	J.T. Chargois, Jr., Rice
P	Kevin Brandt, Sr., East Carolina
P	Dan Langfield, Jr., Memphis
P	Andrew Pierce, Jr., Southern Miss
P	Matthew Reckling, Sr., Rice
RP	Joe Rogers, Sr., UCF

All-Conference Second Team

IF	Ashley Graeter, Sr., Southern Miss
IF	Brennan Middleton, Jr., Tulane
IF	Travis Shreve, Sr., UCF
IF	Corey Thompson, Sr., East Carolina
OF	Alex Friedrich, Sr., UCF
OF	Ronnie Richardson, Jr., UCF
OF	Nick Schneeberger, Sr., Tulane
C	Zach Wright, Sr., East Carolina
DH/UT	Drew Reynolds, So., East Carolina
P	Jharel Cotton, Jr., East Carolina
P	Ben Lively, So., UCF
P	Sam Moll, So., Memphis
P	David Napoli, Jr., Tulane
RP	D.J. Ponder, Sr., Tulane

2011

All-Conference First Team

IF	Jonathan Griffin, UCF
IF	Michael Ratterree, Rice
IF	B.A. Vollmuth, Southern Miss
IF	Chad Zurcher, Memphis
OF	Jamal Austin, UAB
OF	Marc Bourgeois, Southern Miss
OF	Tyler Koelling, Southern Miss
C	Jeremy Schaeffer, Tulane
DH/UT	Anthony Rendon, Rice
P	Austin Kubitzka, Rice
P	Seth Maness, East Carolina
P	Todd McInnis, Southern Miss

P	Geoffrey Thomas, Southern Miss
RP	Nick Pepitone, Tulane

All-Conference Second Team

IF	Nick Crawford, UAB
IF	Adam Doleac, Southern Miss
IF	T.J. Rich, Memphis
IF	Kenny Socorro, Marshall
OF	Drew Martinez, Memphis
OF	Caleb Ramsey, Houston
OF	Trent Whitehead, East Carolina
C	Zach Wright, East Carolina
DH/UT	D.J. Hicks, UCF
P	Kevin Brandt, East Carolina
P	Brad Mincey, East Carolina
P	Dillon Napoleon, UAB
P	Ryan Woolley, UAB
RP	Collin Cargill, Southern Miss

2010

All-Conference First Team

IF	Anthony Rendon, So., Rice
IF	Rob Segedin, So., Tulane
IF	Luke Stewart, Sr., UAB
IF	B.A. Vollmuth, So., Southern Miss
OF	Shane Brown, Sr., UCF
OF	Chris Duffy, Sr., UCF
OF	Kurt Lipton, Sr., Marshall
C	Victor Gomez, Jr., Marshall
DH/UT	Kyle Roller, Sr., East Carolina
P	Scott Copeland, Sr., Southern Miss
P	Seth Maness, Jr., East Carolina
P	Todd McInnis, Jr., Southern Miss
P	Arik Sikula, Jr., Marshall
RP	Collin Cargill, Jr., Southern Miss

All-Conference Second Team

IF	Jimmy Comerota, Sr., Rice
IF	Rick Hague, Jr., Rice
IF	Jonathan Merritt, Sr., UAB
IF	Corey Thompson, So., East Carolina
IF	Chad Zurcher, So., Memphis
OF	Jamal Austin, So., UAB
OF	Tyler Huelsing, Sr., Memphis
OF	Drew Martinez, So. Memphis
C	Diego Seastrunk, Sr., Rice
DH/UT	Jeremy Rathjen, So., Rice
P	Ryan Fraser, Sr., Memphis
P	Mike Ojala, Sr., Rice
P	Taylor Wall, So., Rice
P	Zach Woods, Jr., East Carolina
RP	Nick Pepitone, Jr., Tulane

2009

All-Conference First Team

IF	Victor Gomez, Marshall
IF	Sam Honeck, Tulane
IF	Anthony Rendon, Rice
IF	Ryan Wood, East Carolina
OF	Stephen Batts, East Carolina
OF	Bo Davis, Southern Miss
OF	Brint Hardy, UAB
C	Jeremy Schaffer, Tulane
DH/UT	Kyle Roller, East Carolina
P	Ryan Berry, Rice
P	Chris Heston, East Carolina
P	Seth Maness, East Carolina
P	Todd McInnis, Southern Miss
RP	Donnie Joseph, Houston

All-Conference Second Team

IF	Shane Brown, UCF
IF	Brian Dozier, Southern Miss
IF	Rick Hague, Rice
IF	Blake Kelso, Houston
IF	Josh Prince, Tulane
OF	Cody McMurry, UAB

OF Chad Mozingo, Rice
 OF Brandon Romans, UCF
 OF Trent Whitehead, East Carolina
 C Chris Wallace, Houston
 DH/UT Digger Towe, UAB
 P Brad Mincey, East Carolina
 P Mike Ojala, Rice
 P Jared Ray, Houston
 P Dan Straily, Marshall
 RP Jordan Rogers, Rice

2008

All-Conference First Team

IF James Ewing, Southern Miss
 IF Ryan Keedy, UAB
 IF Bryan Pounds, Houston
 IF Diego Seastrunk, Rice
 OF Harrison Eldridge, East Carolina
 OF Nate Lape, Marshall
 OF Jake Stewart, Houston
 C Corey Kemp, East Carolina
 DH/UT Anthony Scelfo, Tulane
 P Ryan Berry, Rice
 P Barry Bowden, Southern Miss
 P Shooter Hunt, Tulane
 P Seth Maness, East Carolina
 RP Tyler Conn, Southern Miss

All-Conference Second Team

IF Stephen Batts, East Carolina
 IF Brian Dozier, Southern Miss
 IF Seth Henry, Tulane
 IF Rob Segedin, Tulane
 OF Colin Arnold, UCF
 OF Phil Bell, UAB
 OF Jared Gayheart, Rice
 OF Aaron Luna, Rice
 C Adam Zornes, Rice
 DH/UT Victor Gomez, Marshall
 P Steve Blevins, Marshall
 P Justin Bristow, East Carolina
 P Chris Kelley, Rice
 P Wes Musick, Houston
 RP Cole St.Clair, Rice

2007

All-Conference First Team

IF Brian Friday, Rice
 IF Joe Savery, Rice
 IF Trey Sutton, Southern Miss
 IF Kiko Vazquez, UCF
 OF J.R. Bond, UAB
 OF Jimmy Cesario, Houston
 OF Harrison Eldridge, East Carolina
 C Danny Sawyer, UAB
 DH/UT Joey Lieberman, Memphis
 P Ryan Berry, Rice
 P Shooter Hunt, Tulane
 P Wes Musick, Houston
 P Ryne Tacker, Rice
 RP Shane Mathews, East Carolina

All-Conference Second Team

IF Adam Amar, Memphis
 IF Dale Mollenhauer, East Carolina
 IF Bill Moss, Memphis
 IF Michael Murray, Memphis
 OF Tyson Auer, UCF
 OF Jared Gayheart, Rice
 OF Ryan Tousley, East Carolina
 C Luis Flores, Houston
 DH/UT Aaron Luna, Rice
 P Ryan Belanger, Southern Miss
 P T.J. Hose, East Carolina
 P Sean Morgan, Tulane
 P Joe Savery, Rice
 RP Patrick Ezell, Southern Miss

2006

All-Conference First Team

IF Adam Amar, Memphis
 IF Brian Friday, Rice
 IF Isa Garcia, Houston
 IF Mark Hamilton, Tulane
 IF Marc Maddox, Southern Miss
 OF Toddric Johnson, Southern Miss
 OF Warren McFadden, Tulane
 OF Matt Weston, Houston
 C Jake Smith, East Carolina
 DH/UT Brad Lincoln, Houston
 P Tim Bascom, UCF
 P Eddie Degerman, Rice
 P Brad Lincoln, Houston
 P Sean Morgan, Tulane
 RP Cole St.Clair, Rice

All-Conference Second Team

IF Josh Rodriguez, Rice
 IF Joe Savery, Rice
 IF Trey Sutton, Southern Miss
 IF Adam Witter, East Carolina
 OF K.K. Chalmers, Memphis
 OF Aaron Luna, Rice
 OF Nathan Southard, Tulane
 C Kevin Coker, Southern Miss
 DH/UT Brendan Murphy, Marshall
 P Bobby Bell, Rice
 P Craig Crow, Rice
 P Scott McGregor, Memphis
 P Brody Taylor, East Carolina
 RP Daniel Best, Southern Miss

2005

All-Conference First Team

IF Shelby Ford, TCU
 IF Brad Emaus, Tulane
 IF Marc Maddox, Southern Miss
 IF Tommy Manzella, Tulane
 OF Brian Cavanaugh, East Carolina
 OF Nathan Southard, Tulane
 OF Travis Tully, Houston
 C Brad Willcutt, Southern Miss
 DH/UT Micah Owings, Tulane
 P Brian Bogusevic, Tulane
 P Lance Broadway, TCU
 P Ricky Brooks, East Carolina
 P Matt Farrington, Houston
 RP Daniel Best, Southern Miss

All-Conference Second Team

IF Jeff Baisley, USF
 IF Chad Huffman, TCU
 IF J.T. LaFountain, Louisville
 IF Mark Minicozzi, East Carolina
 IF Trey Sutton, Southern Miss
 OF Jason Lowery, Southern Miss
 OF Boomer Whiting, Louisville
 OF Adam Willard, Charlotte
 C Greg Dini, Tulane
 DH/UT Kevin Roberts, Houston
 P Ryan Bird, Saint Louis
 P J.R. Crowel, Tulane
 P T.J. Hose, East Carolina
 P Casey Hudspeth, USF
 RP Erik Walker, Charlotte

2004

All-Conference First Team

IF Jarrett Hoffpauir, Southern Miss
 IF Trevor Lawhorn, East Carolina
 IF Ryan Norwood, East Carolina
 IF Matt Shepherd, Southern Miss
 OF Matt Barket, Tulane
 OF Ryan Frith, Southern Miss
 OF Mark Jurich, Louisville
 C Devin Ivany, USF
 DH/UT Ryan Jones, East Carolina

P Greg Bunn, East Carolina
 P J.R. Crowel, Tulane
 P Jarrett Grube, Memphis
 P Casey Hudspeth, USF
 RP Austin Tubbs, Southern Miss

All-Conference Second Team

IF Brent Dlugach, Memphis
 IF Shelby Ford, TCU
 IF Myron Leslie, USF
 IF Jamie Rusco, Charlotte
 OF Chad Huffman, TCU
 OF Jamie Paige, East Carolina
 OF Darryl Lawhorn, ECU
 OF Travis Tully, Houston
 C Steve Pickerell, Cincinnati
 DH/UT Brian Bogusevic, Tulane
 P Anthony DeWitt, Southern Miss
 P Derek Hankins, Memphis
 P Cory Hahn, Tulane
 P Clayton Jerome, TCU
 RP Robbie Findlay, TCU

2003

All-Conference First Team

IF Michael Aubrey, Tulane
 IF Hyung Cho, Houston
 IF Tony Giarratano, Tulane
 IF Mike Settle, TCU
 OF Jeff Cook, Southern Miss
 OF Jonny Kaplan, Tulane
 OF Clint King, Southern Miss
 C Devin Ivany, USF
 DH Chris Neuman, TCU
 P Clayton Jerome, TCU
 P Brad Sullivan, Houston

All-Conference Second Team

IF Jeff Baisley, USF
 IF Darryl Lawhorn, East Carolina
 IF Myron Leslie, USF
 IF George Sandel, Charlotte
 OF Josh Bolen, Louisville
 OF Jake Duncan, TCU
 OF Kyle Leon, UAB
 C Brad Willcutt, Southern Miss
 DH Ryan Martin, Memphis
 P David Austen, USF
 P Bob McCrory, Southern Miss
 P Ryan Wagner, Houston

2002

All-Conference First Team

IF Jesse Crain, Houston
 IF James Jurries, Tulane
 IF Darryl Lawhorn, East Carolina
 IF Brad Schutz, Cincinnati
 IF Allen Wittingham, Southern Miss
 OF Brett Cooley, Houston
 OF Jeff Cook, Southern Miss
 OF Mark Jurich, Louisville
 OF Terry Trofholz, TCU
 C Chris Snyder, Houston
 DH Joe List, Cincinnati
 P Nick Bourgeois, Tulane
 P Shea Douglas, Southern Miss
 P Corey Lawson, Saint Louis
 P Brad Sullivan, Houston
 RP Jesse Crain, Houston

All-Conference Second Team

IF Jeff Baisley, USF
 IF Morgan Bojorquez, Louisville
 IF Myron Leslie, USF
 IF Walter Olmstead, TCU
 IF George Sandel, Charlotte
 OF Michael Bourn, Houston
 OF Aaron Feldman, Tulane
 OF Jon Kaplan, Tulane
 OF Chris Meeks, TCU

C Chris Hamblen, Cincinnati
 DH Ken Tirpack, Louisville
 P Zach Jackson, Louisville
 P Clayton Jerome, TCU
 P Bob McCrory, Southern Miss
 P Sam Narron, East Carolina
 RP Joey Charron, Tulane

2001

All-Conference First Team

IF Andy Cannizaro, Tulane
 IF Jake Gautreau, Tulane
 IF James Jurrries, Tulane
 IF Daniel Ugglia, Memphis
 IF Kevin Youkilis, Cincinnati
 OF Michael Aubrey, Tulane
 OF Daniel Boyd, USF
 OF Matt Groff, Tulane
 OF Matt Singer, Cincinnati
 C Chris Hamblen, Cincinnati
 DH Steve Shirley, Tulane
 P Matt Foster, Tulane
 P Ben Hutton, Saint Louis
 P John Maine, Charlotte
 P Brad Sullivan, Houston
 RP Josh Ring, Louisville

All-Conference Second Team

IF Brett Clark, Cincinnati
 IF Myron Leslie, USF
 IF George Sandel, Charlotte
 IF Nick Steiner, Saint Louis
 IF Craig Tewes, Cincinnati
 OF Jeff Cook, Southern Miss
 OF Michael Bourn, Houston
 OF Mike Hook, Louisville
 OF Jon Kaplan, Tulane
 C Chris Snyder, Houston
 DH Mike Orrico, Saint Louis
 P Shea Douglas, Southern Miss
 P Austin Faught, Houston
 P Andre Parks, UAB
 P John Vigue, USF
 RP Curtus Moak, Cincinnati

2000

All-Conference First Team

IF Daniel Boyd, USF
 IF Mike Eylward, USF
 IF Jake Gautreau, Tulane
 IF James Jurrries, Tulane
 IF Kevin Youkilis, Cincinnati
 OF Dusty Haley, Southern Miss
 OF Tyson Schweitzer, Houston
 OF Matt Singer, Cincinnati
 OF Will Smith, UAB
 C Jarrod Bitter, Houston
 DH Darren Welch, Southern Miss
 P Jared Berkowitz, Tulane
 P Kyle Crowell, Houston
 P Chad Rogers, Southern Miss
 P Brion Treadway, Charlotte
 RP John McKay, Charlotte

All-Conference Second Team

IF Josh Hoffpauir, Southern Miss
 IF Scott Kohler, Louisville
 IF Aaron Melebeck, Houston
 IF Johnny Raburn, USF
 IF Kris Wilken, Houston
 OF Mitch Jones, UAB
 OF Eric Lee, Houston
 OF Nate Sams, Memphis
 OF Mike Taylor, Charlotte
 C Chris Finnegan, Southern Miss
 DH Steve Shirley, Tulane
 P Ryan Baker, Charlotte
 P John Gorham, USF
 P Duncan McAdoo, Houston

P Shane Nance, Houston
 RP Curtus Moak, Cincinnati

1999

All-Conference First Team

IF Michael Artman, Southern Miss
 IF Andy Cannizaro, Tulane
 IF Brandon Caraway, Houston
 IF James Jurrries, Tulane
 IF J.P. Woodward, Houston
 OF Jake Burnham, Tulane
 OF Dusty Haley, Southern Miss
 OF Matt Singer, Cincinnati
 OF Jason Sparks, Tulane
 C Chad Sutter, Tulane
 DH Craig House, Memphis
 P Jared Berkowitz, Tulane
 P Henry Bonilla, Tulane
 P Kyle Crowell, Houston
 P Craig House, Memphis
 RP Brandon Belanger, Tulane

All-Conference Second Team

IF Dan DeMent, UAB
 IF Ben Drawdy, USF
 IF Doug Lorenz, Louisville
 IF Craig Tewes, Cincinnati
 IF Kevin Youkilis, Cincinnati
 OF Jeremy Albritton, Southern Miss
 OF Mike Pilger, USF
 OF Will Smith, UAB
 OF Anthony Snowell, Cincinnati
 OF Jason Wood, Saint Louis
 C Jarrod Bitter, Houston
 DH Darren Welch, Southern Miss
 P Scott Glaser, USF
 P Shane Nance, Houston
 P Jason Stanford, Charlotte
 P Josh Stewart, Memphis
 RP Bryan Moore, Houston

1998

All-Conference First Team

IF Rodney Eberly, UAB
 IF Joey Hammond, Charlotte
 IF Bo Robinson, Charlotte
 IF Jeremy Schied, Southern Miss
 IF Mike Terry, UAB
 OF Shayne Carnes, UAB
 OF Brian Hughes, Tulane
 OF James Matan, Charlotte
 OF Jason Sparks, Tulane
 C James McAuley, Louisville
 DH Cliff Wren, Southern Miss
 P Josh Bobbitt, Tulane
 P Craig House, Memphis
 P Shane Nance, Houston
 P Jason Stanford, Charlotte
 RP Todd Ardoin, Tulane

All-Conference Second Team

IF Daniel Boyd, USF
 IF Scott Cheek, Southern Miss
 IF Keith Graffagnini, Tulane
 IF Gerald Parr, Charlotte
 IF Mike Pursell, Tulane
 OF Jeremy Albritton, Southern Miss
 OF Brett Bredensteiner, Saint Louis
 OF Brandon Caraway, Houston
 OF Vinnie Diaco, Charlotte
 C Chad Sutter, Tulane
 DH Bruce Rios, Houston
 P Ryan Baker, Charlotte
 P Raul Echeverez, Tulane
 P Jon McDonald, Houston
 P Jason Fortenberry, Southern Miss
 RP Todd Raitchel, Louisville

1997

All-Conference First Team

IF Dustin Carr, Houston
 IF Jason Dellaero, USF
 IF Ross Gload, USF
 IF Keith Graffagnini, Tulane
 IF Bo Robinson, Charlotte
 OF Jeremy Albritton, Southern Miss
 OF Jason Fitzgerald, Tulane
 OF Kyle Logan, Southern Miss
 OF Goefrey Tomlinson, Houston
 C Chad Sutter, Tulane
 DH Cliff Wren, Southern Miss
 P Jason Navarro, Tulane
 P Chad Harville, Memphis
 RP Luis Ramos, USF

All-Conference Second Team

IF Matt Berger, Louisville
 IF Jorge DeLeon, USF
 IF Dan Harness, UAB
 IF Jeremy Schied, Southern Miss
 IF Adam Gabris, Saint Louis
 OF Brett Bredensteiner, Saint Louis
 OF Shayne Carnes, UAB
 OF Brian Hughes, Tulane
 OF Mike Pilger, USF
 C Braxton Whitehead, Southern Miss
 DH Sean Lynch, USF
 P Brannon Player, Charlotte
 P Scott Stauffer, Louisville
 RP Chris Mason, UAB

All-Conference Third Team

IF Jeff Bell, UAB
 IF John Carney, Cincinnati
 IF Jared Martin, Southern Miss
 IF Mike Pursell, Tulane
 IF Shaun Skrehot, Houston
 OF Mike Diaz, USF
 OF Tim Harper, Louisville
 OF Chris Hesse, Southern Miss
 OF Mike Terry, UAB
 C Bruce Rios, Houston
 DH James Matan, Charlotte
 P Scott Glaser, USF
 P Pat Ryan, USF
 RP Brandon Parker, Southern Miss

1996

All-Conference First Team

IF Ross Gload, USF
 IF Brian Jersey, UAB
 IF Jorge DeLeon, USF
 IF Jason Dellaero, USF
 IF Chris Heintz, USF
 OF Joey Anderson, Charlotte
 OF Gio Cafaro, USF
 OF B.J. Huff, UAB
 OF Brian Hughes, Tulane
 C Jay Jones, UAB
 DH Tony Hausladen, Saint Louis
 P Jason Navarro, Tulane
 P Mark Roberts, USF
 RP Chad Harville, Memphis

All-Conference Second Team

IF Keith Graffagnini, Tulane
 IF Kelly Ray, UAB
 IF Michael Johns, Tulane
 IF Jared Martin, Southern Miss
 IF Adam Gabris, Saint Louis
 OF Ronnie Barassi, Memphis
 OF Steve Barhorst, Cincinnati
 OF Jason Fitzgerald, Tulane
 OF Chris Hesse, Southern Miss
 C Derek Reams, Southern Miss
 DH James Matan, Charlotte

- P Scott Glaser, USF
- P Jesse Summey, Charlotte
- RP Steven Boyles, USF

All-Conference Honorable Mention

- IF Cliff Wren, Southern Miss
- IF Jerry Merrill, Cincinnati
- IF John Weidemann, Louisville
- IF Joe Grawey, UAB
- IF Scott Wilson, Tulane
- OF Jimmy Anderson, Charlotte
- OF Brett Bredensteiner, Saint Louis
- OF Mike Huelsmann, Saint Louis
- OF Jeff Ray, Saint Louis
- C Chad Sutter, Tulane
- DH Ryan Mason, USF
- P John Bale, Southern Miss
- P Jack Cressend, Tulane
- RP Luis Ramos, USF

ALL-FRESHMAN

2015

- C Ryan Miller, Florida Atlantic
- C Brent Diaz, Louisiana Tech
- IF Taylor Braley, Southern Miss
- IF Zach Rutherford, Old Dominion
- OF Ryan Chandler, Rice
- OF Trent Bowles, UTSA
- OF Brett Netzer, Charlotte
- RHP Blake Stansberry, Middle Tennessee
- LHP Kirk McCarty, Southern Miss
- RHP Chance Kirby, UTSA
- LHP Ryan Ruggles, UAB

2014

- 1B Bryce Harman, East Carolina
- 2B Stephen Kerr, Florida Atlantic
- 2B T.J. Nichting, Charlotte
- 2B CJ Pickering, UTSA
- 2B Charlie Yorgen, East Carolina
- 3B Hunter Hope, Tulane
- OF Corey Bird, Marshall
- OF Dylan Burdeaux, Southern Miss
- OF Nick Walker, Old Dominion
- RHP Chris Mourelle, FIU
- RHP Jon Duplantier, Rice
- LHP Thomas Lowery, UAB

2013

- C Travis Watkins, East Carolina
- OF Richard Carthon, Tulane
- OF Jake Little, Memphis
- OF Kyle Survance, Houston
- IF Justin Montemayor, Houston
- IF Josh Vidales, Houston
- IF/P Blake Fox, Rice
- P Zac Favre, UCF
- P Ian Gibaut, Tulane
- P Jake Lemoine, Houston
- P David Lucroy, East Carolina

2012

- IF Sergio Leon, Marshall
- IF Ford Stainback, Rice
- OF Michael Pyeatt, Houston
- OF Jeff Schalk, UAB
- OF Michael Sterling, Southern Miss
- OF/P Mason Robbins, Southern Miss
- P Jeff Hoffman, East Carolina
- P Jordan Stephens, Rice
- P Jake Drehoff, Southern Miss
- P Bradley Roney, Southern Miss
- P Alex Massey, Tulane
- P Eric Skoglund, UCF

2011

- C Jared Bales, Southern Miss
- SS Jack Reinheimer, East Carolina
- 3B Shane Hoelscher, Rice
- OF Ben Fultz, East Carolina
- OF Landon Appling, Houston
- DH Chase McDonald, East Carolina
- P Aaron Blair, Marshall
- P Austin Kubitza, Rice
- P John Simms, Rice
- P Alex Facundus, Tulane
- P Ben Lively, UCF

2010

- OF Brandon Boudreaux, Tulane
- SS Garrett Cannizaro, Tulane
- C/DH M.P. Cokinos, Houston
- UT Blake Crohan, Tulane
- OF Dillon Day, Southern Miss
- UT John Frost, UAB
- 2B Kirby Pellant, Marshall
- 2B Michael Ratterree, Rice
- LHP Joe Rogers, UCF
- SS Darnell Sweeney, UCF
- IF Chris Taladay, UCF
- SS John Wooten, East Carolina

2009

- LHP Kevin Brandt, East Carolina
- RHP Michael Goodnight, Houston
- OF Drew Martinez, Memphis
- 2B Adam McClain, Memphis
- 3B Anthony Rendon, Rice
- LHP Taylor Wall, Rice
- OF Kameron Brunty, Southern Miss
- C Jeremy Schaffer, Tulane
- OF Jamal Austin, UAB
- DH/UT D.J. Hicks, UCF
- C Beau Taylor, UCF

2008

- 2B Nick Crawford, UAB
- SS Rick Hague, Rice
- SS Dustin Harrington, East Carolina
- SS Blake Kelso, Houston
- 3B/P Rob Segedin, Tulane
- DH Victor Gomez, Marshall
- P Chase Dempsay, Houston
- P Matt Evers, Rice
- P Seth Maness, East Carolina
- P Todd McInnis, Southern Miss
- P Nick Pepitone, Tulane

2007

- SS Jonathan Merritt, UAB
- 3B Chris Duffy, UCF
- 3B Diego Seastrunk, Rice
- IF Josh Valle, Marshall
- OF Zak Presley, Houston
- DH Kyle Roller, East Carolina
- P JR Ballinger, Southern Miss
- P Ryan Berry, Rice
- P Preston Claiborne, Tulane
- P Shay Crawford, UAB
- P Wes Musick, Houston

2006

- C/P Luis Flores, Houston
- 1B Michael Ewing, Southern Miss
- SS Travis Cougot, Houston
- SS Brian Dozier, Southern Miss
- IF Ryan Wood, East Carolina
- OF Luke Adkins, Southern Miss
- OF Dave DiNatale, UCF
- OF Aaron Luna, Rice
- OF Warren McFadden, Tulane
- P Mitch Houck, UCF
- P Scott McGregor, Memphis

2005

- C Andrew Walker, TCU
- 2B Trey Sutton, Southern Miss
- 3B Brad Emaus, Tulane
- 3B Dale Mollenhauer, East Carolina
- DH Matt McGuirk, TCU
- OF Ryan Peisel, East Carolina
- OF Clint Toomey, UAB
- P T.J. Hose, East Carolina
- P Keith Moreland, Charlotte
- P Sean Morgan, Tulane
- P Daniel Thomas, USF

2004

- IF Zac Ward, UAB
- SS German Duran, TCU
- 3B Shelby Ford, TCU
- DH/OF Daniel Burton, Louisville
- DH/OF Chad Huffman, TCU
- P Mike Cashion, Southern Miss
- P Patrick Ezell, Southern Miss
- P Casey Hudspeth, USF
- P Daniel Latham, Tulane
- P Brad Lincoln, Houston
- P Shane Mathews, East Carolina

2003

- C Jake Smith, East Carolina
- 1B Marc Maddox, Southern Miss
- 2B Nick Haley, Louisville
- 3B Mark Minicozzi, East Carolina
- IF Boomer Whiting, Louisville
- OF Matt Farrington, Houston
- OF Travis Tully, Houston
- OF/P Brian Bogusevic, Tulane
- P J.R. Crowel, Tulane
- P Stephen Gostkowski, Memphis
- P Billy Mohl, Tulane

2002

- C Devin Ivany, USF
- C Brad Willcutt, Southern Miss
- 1B Darryl Lawhorn, East Carolina
- 2B Jarrett Hoffpauir, Southern Miss
- 2B Stuart Musslewhite, Houston
- SS Brent Dlugach, Memphis
- SS Matt Shepherd, Southern Miss
- 3B Jeff Baisley, USF
- OF Gerald Clark, Tulane
- P Zach Jackson, Louisville
- P Cliff Russum, Southern Miss

2001

- 2B Anthony Giarratano, Tulane
- 3B Hyung Cho, Houston
- 3B Myron Leslie, USF
- P/OF Michael Aubrey, Tulane
- OF Thomas Bowker, Charlotte
- OF Michael Bourn, Houston
- OF Mark Jurich, Louisville
- P Austin Faught, Houston
- P Gene Flores, Houston
- P Tony Maynard, Cincinnati
- P Brad Sullivan, Houston
- P John Uhl, USF

2000

- 1B Brad Erwin, Charlotte
- SS Brad Lamm, Charlotte
- P/1B/DH Nick Bourgeois, Tulane
- OF James Burgess, Tulane
- OF Mike Cunningham, USF
- OF Mitch Jones, UAB
- OF Mike Taylor, Charlotte
- OF Dave Williams, Jr., Louisville
- P Shea Douglas, Southern Miss
- P Bryan Harris, Houston
- P Zach Placzek, Saint Louis

1999

C	Chris Hamblen, Cincinnati
C	Barrett Smith, Memphis
C/DH	Darren Welch, Southern Miss
IF	Chris Cuccia, USF
IF	Brandon Davis, UAB
IF	Jay Fik, Memphis
IF	Jake Gautreau, Tulane
IF	James Jurries, Tulane
OF	Mike Barclay, USF
OF	Brian Bowman, Charlotte
P	John Gorham, USF

1998

C	Jarrold Bitter, Houston
IF	Daniel Boyd, USF
IF	Andy Cannizaro, Tulane
IF	Ben Drawdy, USF
IF	Mike Eylward, USF
IF	Jayne Sperring, Houston
IF	Kris Wilken, Houston
OF	Matt Singer, Cincinnati
OF	Craig Tewes, Cincinnati
P	Brion Treadway, Charlotte
P	John Vigue, USF

1997

C	Jimmie Romano, USF
OF	Brandon Caraway, Houston
OF	Eric Lee, Houston
DH	Nick Crocker, Saint Louis
P	Ryan Baker, Charlotte
P	Shane Nance, Houston
RP	Robert Dieudonne', Houston

1996

C	Chad Sutter, Tulane
IF	Matt Baltz, Southern Miss
IF	Joey Hammond, Charlotte
IF	Jason Hill, Charlotte
IF	Cliff Wren, Southern Miss
OF	Jeff Davis, Southern Miss
OF	Corey Hinton, Cincinnati
OF	Mike Pilger, USF
DH	Jeremy Albritton, Southern Miss
P	Scott Beyer, UAB
P	Luis Ramos, USF

INDIVIDUAL AWARDS

Player of the Year

2015	Brendon Sanger, Florida Atlantic
2014	Aramis Garcia, FIU
2013	Chris Taladay, UCF
2012	Jacob Wilson, Memphis
2011	Chad Zurcher, Memphis
2010	Anthony Rendon, Rice
2009	Anthony Rendon, Rice
2008	Corey Kemp, East Carolina
2007	Joe Savery, Rice
2006	Mark Hamilton, Tulane
2005	Micah Owings, Tulane
2004	Ryan Jones, East Carolina
2003	Michael Aubrey, Tulane
2002	James Jurries, Tulane
2001	Jake Gautreau, Tulane
2000	Jake Gautreau, Tulane
1999	Chad Sutter, Tulane
1998	James Matan, Charlotte
1997	Ross Gload, USF
1996	Chris Heintz, USF

Pitcher of the Year

2015	James McMahon, Southern Miss
2014	Chase Mallard, UAB
2013	Erik Schoenrock, Memphis
2012	Matthew Reckling, Rice
2011	Todd McInnis, Southern Miss
2010	Seth Maness, East Carolina
2009	Todd McInnis, Southern Miss
2008	Shooter Hunt, Tulane

2007	Ryne Tacker, Rice
2006	Brad Lincoln, Houston
2005	Lance Broadway, TCU
2004	Greg Bunn, East Carolina
2003	Clayton Jerome, TCU
2002	Brad Sullivan, Houston
2001	John Maine, Charlotte
2000	Kyle Crowell, Houston
1999	Kyle Crowell, Houston
1998	Josh Bobbitt, Tulane
1997	Jason Navarro, Tulane
1996	Mark Roberts, USF

Keith LeClair Coach of the Year

2015	Jim McGuire, Middle Tennessee
2014	Brian Shoop, UAB
2013	Daron Schoenrock, Memphis
2012	Wayne Graham, Rice
2011	Scott Berry, Southern Miss
2010	Wayne Graham, Rice
2009	Billy Godwin, East Carolina
2008	Wayne Graham, Rice
2007	Wayne Graham, Rice
2006	Wayne Graham, Rice
2005	Rick Jones, Tulane
2004	Randy Mazey, East Carolina
2003	Corky Palmer, Southern Miss
2002	Lelo Prado, Louisville
2001	Rick Jones, Tulane
2000	Rayner Noble, Houston
1999	Rayner Noble, Houston
1998	Loren Hibbs, Charlotte
1997	Rick Jones, Tulane
1996	Eddie Cardieri, USF

Freshman of the Year

2015	Ryan Chandler, Rice
2014	Chris Mourelle, FIU
2013	Justin Montemayor, Houston
2012	Mason Robbins, Southern Miss
2011	Austin Kubitzka, Rice
2010	Chris Taladay, UCF
2009	Anthony Rendon, Rice
2008	Seth Maness, East Carolina
2007	Ryan Berry, Rice
2006	Warren McFadden, Tulane
2005	Brad Emaus, Tulane
2004	Chad Huffman, TCU
2003	J.R. Crowel, Tulane
2002	Darryl Lawhorn, East Carolina
2001	Michael Aubrey, Tulane
2000	Mike Taylor, Charlotte
1999	James Jurries, Tulane
1998	Daniel Boyd, USF
1997	Shane Nance, Houston
1996	Chad Sutter, Tulane

Newcomer of the Year

2015	Ronnie Jebavy, Middle Tennessee
2014	John Clay Reeves, Rice
2013	Frankie Ratcliff, Houston
2012	Andrew Pierce, Southern Miss
2011	Dillon Napoleon, UAB
2010	Zach Woods, East Carolina
2009	Chris Heston, East Carolina
2008	Justin Bristow, East Carolina
2007	Jimmy Cesario, Houston

Assistant Coach of the Year

2015	Michael Federico, Southern Miss
2014	Josh Hopper, UAB

ALL-TOURNAMENT

2015

C	John Bormann, UTSA
IF	Josh Anderson, FIU
IF	Jesse Baker, UTSA
IF	Julius Gaines, FIU
IF	Edwin Rios, FIU
OF	Chase Davis, UAB
OF	Brian Portelli, FIU
OF	Jeff Schalk, UAB
DH	Matt Durst, Southern Miss
P	Drew Jackson, Florida Atlantic
P	Alex Luna, UAB
P	Chris Mourelle, FIU
P	James McMahon, Southern Miss

2014

C	John Bormann, UTSA
IF	Nick Dawson, Southern Miss
IF	Skyler Ewing, Rice
IF	Ford Stainback, Rice
IF	Tyler Urps, Old Dominion
OF	Michael Aquino, Rice
OF	Nick Walker, Old Dominion
OF	John Welborn, UTSA
DH	Chase McDowell, Rice
P	Justin Anderson, UTSA
P	Blake Fox, Rice
P	Cameron Gianinni, Southern Miss
P	Brock Hartson, UTSA

2013

C	Keaton Aldridge, Memphis
IF	Shane Hoelscher, Rice
IF	Zach Houchins, East Carolina
IF	Justin Montemayor, Houston
IF	Christian Stringer, Rice
OF	Blake Brown, Southern Miss
OF	Leon Byrd, Rice
OF	Dillon Day, Southern Miss
DH	Drew Reynolds, East Carolina
P	Jake Drehoff, Southern Miss
P	Austin Kubitzka, Rice
P	John Simms, Rice
P	Jordan Stephens, Rice

2012

C	Keaton Aldridge, Memphis
IF	Keith DePew, UAB
IF	John Frost, UAB
IF	Ashley Graeter, Southern Miss
IF	Corey Thompson, East Carolina
OF	Landon Appling, Houston
OF	Jeff Schalk, UAB
OF	Michael Sterling, Southern Miss
DH	Eli Hynes, Memphis
P	Michael Busby, UAB
P	Dan Langfield, Memphis
P	Chase Mallard, UAB
P	Ryan Nance, UAB

2011

C	Craig Manuel, Rice
IF	John Frost, UAB
IF	Jonathan Griffin, UCF
IF	Ryan Still, Houston
IF	Corey Thompson, East Carolina
OF	Landon Appling, Houston
OF	Ryan Lewis, Rice
OF	Caleb Ramsey, Houston
DH	D.J. Hicks, UCF
P	Tyler Duffey, Rice
P	Seth Maness, East Carolina
P	Todd McInnis, Southern Miss
P	Jared Ray, Houston

2010

C	Diego Seastrunk, Rice
IF	Rick Hague, Rice
IF	Anthony Rendon, Rice
IF	B.A. Vollmuth, Southern Miss
IF	Taylor Walker, Southern Miss

OF Michael Fuda, Rice
 OF Chad Mazingo, Rice
 OF Steven Sultzbaugh, Rice
 DH M.P. Cokinos, Houston
 P Scott Copeland, Southern Miss
 P Seth Maness, East Carolina
 P Brennan Martin, Memphis
 P Jared Rogers, Rice

2009

C Diego Seastrunk, Rice
 IF James Ewing, Southern Miss
 IF Rick Hague, Rice
 IF Josh Prince, Tulane
 IF Anthony Rendon, Rice
 OF Nick Boulosa, Tulane
 OF Steven Sultzbaugh, Rice
 OF Trent Whitehead, East Carolina
 DH Corey Stevens, Southern Miss
 P JR Ballinger, Southern Miss
 P Ryan Berry, Rice
 P Todd McInnis, Southern Miss
 P Taylor Wall, Rice

2008

C Allen Aubin, UAB
 IF Jimmy Cesario, Houston
 IF Ryan Keedy, UAB
 IF Bryan Pounds, Houston
 IF Adam Yeager, Marshall
 OF Drew Carson, Southern Miss
 OF Nate Lape, Marshall
 OF Zak Presley, Houston
 DH Kyle Roller, East Carolina
 P Steve Blevins, Marshall
 P Jared Ray, Houston
 P Kyle Roberson, UAB
 P Dan Straily, Marshall

2007

C Danny Lehmann, Rice
 IF Adam Amar, Memphis
 IF Stephen Batts, East Carolina
 IF Bill Moss, Memphis
 IF Joe Savery, Rice
 OF Harrison Eldridge, East Carolina
 OF Josh Irvin, Memphis
 OF Anthony Scelfo, Tulane
 DH Aaron Luna, Rice
 P Barry Bowden, Southern Miss
 P Jaager Good, UCF
 P Matt Langwell, Rice
 P Shane Mathews, East Carolina

2006

C Ty Wallace, Tulane
 IF Greg Buchanan, Rice
 IF Isa Garcia, Houston
 IF Michael Murray, Memphis
 IF Joe Savery, Rice
 OF Jordan Dodson, Rice
 OF Will Petersen, Memphis
 OF Jake Stewart, Houston
 DH Brad Lincoln, Houston
 P Bobby Bell, Rice
 P Bryce Cox, Rice
 P Luis Flores, Houston
 P Shane Mathews, East Carolina

2005

C Brian Baisley, USF
 IF Brad Emaus, Tulane
 IF Chad Huffman, TCU
 IF Dustin Kingsbury, Houston
 IF Trey Sutton, Southern Miss
 OF Keith Conlon, TCU
 OF Jason Lowery, Southern Miss
 OF Nathan Southard, Tulane
 DH Mike Grace, East Carolina
 P Brian Bogusevic, Tulane
 P Lance Broadway, TCU
 P Sam Demel, TCU
 P Micah Owings, Tulane

2004

IF Matt Shepherd, Southern Miss
 IF Jarrett Hoffpauir, Southern Miss
 IF Chris Neuman, TCU
 IF Bo Cogbill, TCU
 OF Ryan Frith, Southern Miss
 OF Chad Huffman, TCU
 OF Austin Adams, TCU
 C Brad Willcutt, Southern Miss
 DH Kevin Roberts, Houston
 P Mike Cashion, Southern Miss
 P Eugene Espinelli, TCU
 P Clayton Jerome, TCU
 P Ryan Weems, TCU

2003

IF Darryl Lawhorn, East Carolina
 IF J.T. LaFountain, Louisville
 IF Beau Griffin, Southern Miss
 IF Tommy Manzella, Tulane
 OF Jeff Cook, Southern Miss
 OF Clint King, Southern Miss
 OF Jason Lowery, Southern Miss
 C Brian Bormaster, Tulane
 DH Allen Shirley, USF
 P Jason Tourangeau, East Carolina
 P Billy Mohl, Tulane

2002

IF Jeff Baisley, USF
 IF Tommy Manzella, Tulane
 IF Jesse Crain, Houston
 IF Darryl Lawhorn, East Carolina
 OF Jon Kaplan, Tulane
 OF Michael Bourn, Houston
 OF Ryan Jones, East Carolina
 C Chris Snyder, Houston
 DH Clint King, Southern Miss
 SP Sam Narron, East Carolina
 RP Neal Sears, East Carolina

2001

IF Ben Drawdy, USF
 IF Mike Eylward, USF
 IF Anthony Giarratano, Tulane
 IF Jake Gautreau, Tulane
 OF Daniel Boyd, USF
 OF Bill Naharodny, USF
 OF Clint Stoy, Southern Miss
 C Scott Madden, Tulane
 DH Kris Courier, USF
 SP Beau Richardson, Tulane
 RP Barth Melius, Tulane

2000

IF Sean Allen, Houston
 IF Daniel Boyd, USF
 IF Eric Shanks, Charlotte
 IF Craig Tewes, Cincinnati
 OF Brandon Caraway, Houston
 OF Matt Singer, Cincinnati
 OF Will Smith, UAB
 C Jarrod Bitter, Houston
 DH Brad Schutz, Cincinnati
 SP Shane Nance, Houston
 RP Curtus Moak, Cincinnati

1999

IF Andy Cannizaro, Tulane
 IF Brandon Caraway, Houston
 IF Jake Gautreau, Tulane
 IF Mickey McKee, Tulane
 OF Michael Artman, Southern Miss
 OF Matt Groff, Tulane
 OF Luke Williams, Louisville
 C Jarrod Bitter, Houston
 P Shane Nance, Houston
 RP Bryan Moore, Houston
 DH Chad Sutter, Tulane

1998

IF Jeremy Schied, Southern Miss
 IF Keith Graffagnini, Tulane
 IF Gerald Parr, Charlotte
 IF Bo Robinson, Charlotte
 OF Brandon Caraway, Houston
 OF Eric Lee, Houston
 OF Brian Hughes, Tulane
 C James McAuley, Louisville
 P Craig Brown, Tulane
 RP Brion Treadway, Charlotte
 DH Rob Partin, Louisville

1997

IF Keith Graffagnini, Tulane
 IF Joey Hammond, Charlotte
 IF Jason Hill, Charlotte
 IF Shaun Skrehot, Houston
 OF Jason Fitzgerald, Tulane
 OF Nick Rhodes, Charlotte
 OF Goefrey Tomlinson, Houston
 C Scottie Scott, Houston
 P Gary Shuford, Charlotte
 RP Chris Mason, UAB
 DH Jason Schreiber, Houston

1996

1B Cliff Wren, Southern Miss
 2B Mike Pursell, Tulane
 SS Joe Hammond, Charlotte
 3B Chris Heintz, USF
 OF Joey Anderson, Charlotte
 OF Jason Fitzgerald, Tulane
 OF Jason Michonski, USF
 C Chad Sutter, Tulane
 P Jack Cressend, Tulane
 RP Todd Ardoin, Tulane
 DH Jeff Davis, Southern Miss

Tournament Most Valuable Player

2015 Josh Anderson, FIU
 2014 Michael Aquino, Rice
 2013 Christian Stringer, Rice
 2012 Michael Busby, UAB
 2011 Tyler Duffey, Rice
 2010 Scott Copeland, Southern Miss
 2009 Anthony Rendon, Rice
 2008 Bryan Pounds, Houston
 2007 Aaron Luna, Rice
 2006 Joe Savery, Rice
 2005 Nathan Southard, Tulane
 2004 Austin Adams, TCU
 2003 Clint King, Southern Miss
 2002 Darryl Lawhorn, East Carolina
 2001 Barth Melius, Tulane
 2000 Jarrod Bitter, Houston
 1999 Mickey McKee, Tulane
 1998 Brian Hughes, Tulane
 1997 Scottie Scott, Houston
 1996 Jason Fitzgerald, Tulane

PLAYERS OF THE WEEK

2015

HITTER OF THE WEEK

F16	Michael Adkins, Middle Tennessee
F23	John Clay Reeves, Rice
M2	Christain Dicks, Florida Atlantic Anderson Miller, WKU
M9	Ricky Santiago, Florida Atlantic
M16	Josh Eldridge, Old Dominion
M23	Edwin Rios, FIU
M30	Ronnie Jebavy, Middle Tennessee
A6	Brendon Sanger, Florida Atlantic
A13	P.J. Higgins, Old Dominion
A20	Anderson Miller, WKU
A27	Brendon Sanger, Florida Atlantic
MY4	Jake Ingold, Middle Tennessee
MY11	Esteban Tresgallo, UAB
MY17	Chase Scott, Southern Miss

PITCHER OF THE WEEK

F16	Kyle Miller, Florida Atlantic
F23	Tyler Clancy, Louisiana Tech
M2	James McMahon, Southern Miss
M9	Cord Cockrell, Southern Miss
M16	Greg Tomchick, Old Dominion Brock Hartson, UTSA
M23	Phil Maton, Louisiana Tech
M30	James McMahon, Southern Miss
A6	Sean Labsan, Florida Atlantic Jordan Stephens, Rice
A13	James Naile, UAB
A20	Austin Orewiler, Rice Chance Kirby, UTSA
A27	Sean Geoghegan, Charlotte
MY4	Cody Carroll, Southern Miss
MY11	Jordan Stephens, Rice
MY17	Andres Nunez, FIU

2014

HITTER OF THE WEEK

F17	Skyler Ewing, Rice
F24	Garrett Deschamp, Tulane
M3	Jesse Baker, UTSA
M10	Aramis Garcia, FIU
M17	John Clay Reeves, Rice
M24	Josiah Burney, Old Dominion
M31	Charlie Yorgens, East Carolina
A7	Esteban Puerta, Florida Atlantic
A14	Shane Hoelscher, Rice
A21	John Clay Reeves, Rice
A28	Mason Robbins, Southern Miss
MY5	CJ Chatham, Florida Atlantic
MY12	Michael Aquino, Rice
MY19	Tyler Rocklein, Florida Atlantic

PITCHER OF THE WEEK

F17	Chase Mallard, UAB
F24	Chase Mallard, UAB
M3	Jeff Hoffman, East Carolina Conor Fisk, Southern Miss
M10	Matt Margaritonda, Marshall
M17	Phil Maton, Louisiana Tech
M24	Zech Lemond, Rice Christian Talley, Southern Miss
M31	Zac Curtis, Middle Tennessee Chase Mallard, UAB Chris Mourelle, FIU
A7	Jeremy Strawn, Florida Atlantic
A14	Jeff Hoffman, East Carolina
A21	Zac Curtis, Middle Tennessee
A28	Reid Love, East Carolina Tyler Mapes, Tulane
MY12	Zac Curtis, Middle Tennessee Chase Mallard, UAB
MY19	Paul Mittura, Middle Tennessee Blake Fox, Rice

2013

HITTER OF THE WEEK

F18	Josh Vidales, Houston
F25	James Vasquez, UCF
M4	Justin Montemayor, Houston

M11	John Frost, UAB
M18	Connor Teykl, Rice
M25	Parker Webster, UCF
A1	Mason Robbins, Southern Miss
A8	Zach Willis, Memphis
A15	Chase Fowler, Southern Miss
A22	Michael Ratterree, Rice
A29	Dillon Day, Southern Miss
MY6	Chase McDonald, East Carolina
MY13	Andrew Garner, Tulane
MY19	Ryan Prinzing, UAB

PITCHER OF THE WEEK

F18	Austin Kubitzka, Rice Tony Rizzotti, Tulane
F25	Austin Pruitt, Houston
M4	Jonathan Van Eaton, Memphis
M11	David Lucroy, East Carolina
M18	Zac Favre, UCF
M25	Aaron Blair, Marshall Jeff Hoffman, East Carolina Daniel Poncedeleon, Houston
A8	Aaron Blair, Marshall Conor Fisk, Southern Miss
A15	Drew Reynolds, East Carolina
A22	Andrew Pierce, Southern Miss
A29	Alex Luna, UAB
MY6	Erik Schoenrock, Memphis Blake Fox, Rice
MY13	Erik Schoenrock, Memphis
MY19	Ben Lively, UCF

2012

HITTER OF THE WEEK

F20	Nick Schneeberger, Tulane
F27	Michael Fuda, Rice
M5	Blake Brown, Southern Miss
M12	Drew Reynolds, East Carolina
M19	Brandon Boudreaux, Tulane
M26	Blake Brown, Southern Miss Darnell Sweeney, UCF
A2	Tim Younger, East Carolina
A9	Brandon Boudreaux, Tulane
A16	Travis Shreve, UCF
A23	Ivan DeJesus, UAB
A30	Jacob Wilson, Memphis Brandon Boudreaux, Tulane
MY7	Ford Stainback, Rice Jacob Wilson, Memphis
MY14	
MY21	

PITCHER OF THE WEEK

F20	Dillon Napoleon, UAB
F27	Matthew Reckling, Rice
M5	Jared Ray, Houston
M12	Jordan Stephens, Rice
M19	Chase Joiner, Memphis
M26	Matthew Reckling, Rice Andrew Pierce, Southern Miss
A2	Tyler Joyner, East Carolina
A9	Sam Moll, Memphis
A16	Jeff Hoffman, East Carolina
A23	Matthew Reckling, Rice
A30	Chase Joiner, Memphis
MY7	Dan Langfield, Memphis
MY14	Andrew Pierce, Southern Miss
MY21	Tyler Duffey, Rice

2011

HITTER OF THE WEEK

F21	Chase Jensen, Houston
F28	Darnell Sweeney, UCF
M7	Patrick Palmeiro, UAB
M14	B.A. Vollmuth, Southern Miss
M21	Jeremy Schaffer, Tulane
M28	Adam Doleac, Southern Miss
A4	Marc Bourgeois, Southern Miss
A11	T.J. Rich, Memphis
A18	Michael Ratterree, Rice
A25	D.J. Hicks, UCF
MY2	Gray Stafford, Marshall
MY9	Michael Ratterree, Rice
MY16	Beau Taylor, UCF
MY22	Jack Reinheimer, East Carolina

PITCHER OF THE WEEK

F21	Matthew Reckling, Rice
F28	Dan Langfield, Memphis
M7	Seth Maness, East Carolina Austin Kubitzka, Rice
M14	Arik Sikula, Marshall Conrad Flynn, Tulane
M21	Kevin Brandt, East Carolina
M28	Geoffrey Thomas, Southern Miss
A4	Dillon Napoleon, UAB
A11	Sam Moll, Memphis Ryan Woolley, UAB
A18	John Simms, Rice
A25	Jordan Lewis, Houston
MY2	Jonathan Thompson, Southern Miss Ben Bullard, UAB
MY9	Josh Thomason, Southern Miss
MY16	Zach Woods, East Carolina
MY22	Austin Kubitzka, Rice

2010

HITTER OF THE WEEK

F22	Beau Taylor, UCF
M1	Corey Thompson, East Carolina
M8	Cam Freeman, East Carolina John Frost, UAB
M15	Victor Gomez, Marshall Anthony Rendon, Rice
M22	Tyler Huelsing, Memphis Rob Segedin, Tulane
M29	Dustin Harrington, East Carolina
A5	Tyler Huelsing, Memphis
A12	Jeremy Rathjen, Rice
A19	Anthony Rendon, Rice
A26	Kurt Lipton, Marshall
MY3	Dillon Day, Southern Miss
MY10	Rick Hague, Rice
MY17	Anthony Rendon, Rice B.A. Vollmuth, Southern Miss
MY23	Darnell Sweeney, UCF

PITCHER OF THE WEEK

F22	Todd McInnis, Southern Miss
M1	Conrad Flynn, Tulane
M8	Michael Goodnight, Houston
M15	Scott Copeland, Southern Miss
M22	Ryan Fraser, Memphis
M29	Brennon Martin, Memphis Zach Woods, East Carolina Taylor Wall, Rice
A12	Kevin Brandt, East Carolina
A19	Ryan Fraser, Memphis
A26	Matt Petiton, Tulane
MY3	Seth Maness, East Carolina
MY10	Todd McInnis, Southern Miss
MY17	Ryan Fraser, Memphis
MY23	Mike Ojala, Rice Todd McInnis, Southern Miss

2009

HITTER OF THE WEEK

F23	Stephen Batts, East Carolina
M2	Bo Davis, Southern Miss
M9	Stephen Batts, East Carolina
M16	Digger Towe, UAB
M23	Kyle Roller, East Carolina
M30	Brian Dozier, Southern Miss Luke Stewart, UAB
A6	Chris Wallace, Houston
A13	Drew Allain, Tulane
A20	Victor Gomez, Marshall
A27	Shane Brown, UCF
MY4	Chad Mozingo, Rice
MY11	Jacob Wilson, Memphis
MY17	Digger Towe, UAB

PITCHER OF THE WEEK

F23	Heith Hatfield, Memphis
M2	Ryan Berry, Rice
M9	Ryan Berry, Rice
M16	Ryan Berry, Rice
M23	Donnie Joseph, Houston

M30 Brad Mincey, East Carolina
 A6 Chris Hester, Southern Miss
 A13 Seth Maness, East Carolina
 A20 Kyle Roberson, UAB
 A27 Kevin Brandt, East Carolina
 M4 Jonathan Garrett, Tulane
 M11 Todd McInnis, Southern Miss
 Caleb Graham, UCF
 M17 Seth Maness, East Carolina

2008

HITTER OF THE WEEK

F25 Dwayne Bailey, UCF
 M3 Trey Wiedman, Memphis
 Diego Seastrunk, Rice
 M10 Ryan Wood, East Carolina
 M17 Nate Lape, Marshall
 M24 Rick Hague, Rice
 M31 Bryan Pounds, Houston
 Cody McMurry, UAB
 A7 Corey Kemp, East Carolina
 A14 Diego Seastrunk, Rice
 Phil Bell, UAB
 A21 Adam Zornes, Rice
 Rob Segedin, Tulane
 A28 Victor Gomez, Marshall
 MY5 James Ewing, Southern Miss
 MY2 Aaron Luna, Rice
 MY19 Bryan Tully, Houston
 Ryan Keedy, UAB

PITCHER OF THE WEEK

F25 Matt Langwell, Rice
 M3 Barry Bowden, Southern Miss
 M10 Shooter Hunt, Tulane
 M17 Shooter Hunt, Tulane
 M24 Barry Bowden, Southern Miss
 M31 Barry Bowden, Southern Miss
 A7 Ryan Berry, Rice
 A14 Matt Petiton, Tulane
 A21 John Touchton, Houston
 A28 Stihl Sowers, East Carolina
 MY5 Chase Dempsay, Houston
 MY12 Shooter Hunt, Tulane
 MY19 Kyle Roberson, UAB

2007

HITTER OF THE WEEK

F12 Jimmy Cesario, Houston
 F19 Brendan Murphy, Marshall
 F26 Aaron Luna, Rice
 M5 Bill Moss, Memphis
 Nate Simon, Tulane
 M12 Kiko Vazquez, UCF
 M19 Tyson Auer, UCF
 M26 Harrison Eldridge, East Carolina
 A2 Bill Moss, Memphis
 A9 Michael Murray, Memphis
 A16 Jess Buenger, Rice
 A23 Tommy Johnson, Marshall
 A30 Matt Horwath, UCF
 MY7 Michael Ewing, Southern Miss
 MY14 Ryan Lormand, Houston
 Ryan Keedy, UAB
 MY21 Aaron Luna, Rice

PITCHER OF THE WEEK

F12 Ryan Berry, Rice
 F19 Sean Morgan, Tulane
 F26 Ryan Belanger, Southern Miss
 M5 David Clark, Southern Miss
 M12 T.J. Hose, East Carolina
 Todd McInnis, Southern Miss
 M19 Sean Morgan, Tulane
 M26 Wes Musick, Houston
 A2 Ben Grisham, Memphis
 A9 Ryan Berry, Rice
 A16 Kyle Sweat, UCF
 A23 Aaron Brown, Houston

A30 Barry Bowden, Southern Miss
 MY7 T.J. Hose, East Carolina
 MY14 Ryan Berry, Rice
 MY21 Ryan Belanger, Southern Miss

2006

HITTER OF THE WEEK

F13 Aaron Luna, Rice
 F20 Brad Emaus, Tulane
 F27 Jake Smith, East Carolina
 M6 Brendan Murphy, Marshall
 Josh Rodriguez, Rice
 M13 Marc Maddox, Southern Miss
 Zac Ward, UAB
 M20 Dave DiNatale, UCF
 M27 Adam Amar, Memphis
 A3 Tyson Auer, UCF
 A10 Matt Weston, Houston
 A17 Matt Weston, Houston
 Adam Zornes, Rice
 A24 Brandon Henderson, East Carolina
 MY1 Toddric Johnson, Southern Miss
 Mark Hamilton, Tulane
 MY8 Warren McFadden, Tulane
 MY15 Joe Savery, Rice
 MY22 Adam Amar, Memphis
 Brian Friday, Rice

PITCHER OF THE WEEK

F13 Brad Lincoln, Houston
 Billy Mohl, Tulane
 F20 Eddie Degerman, Rice
 F27 Scott McGregor, Memphis
 M6 Brad Lincoln, Houston
 M13 Eddie Degerman, Rice
 M20 Daniel Best, Southern Miss
 M27 Brad Lincoln, Houston
 Cliff Russum, Southern Miss
 A3 Brody Taylor, East Carolina
 A10 Tim Bascom, UCF
 A17 Sean Morgan, Tulane
 A24 Sean Morgan, Tulane
 MY1 Cliff Russum, Southern Miss
 MY8 Ricky Hargrove, Houston
 MY15 Brad Lincoln, Houston
 MY22 Bryce Cox, Rice

2005

HITTER OF THE WEEK

F14 Shelby Ford, TCU
 F21 Jon DeLuca, Cincinnati
 F28 Ryan Martin, Memphis
 M7 Kris Rochelle, Charlotte
 M14 Nathan McCorkle, UAB
 M21 J.T. LaFountain, Louisville
 Nathan Southard, Tulane
 M28 Marc Maddox, Southern Miss
 A4 Chris Taylor, Charlotte
 A11 Keith Conlon, TCU
 A18 Matt McGuirk, TCU
 A25 Scott Peden, Saint Louis
 MY2 Tommy Manzella, Tulane
 MY9 Trey Sutton, Southern Miss
 MY16 Logan Parker, Cincinnati
 Marc Maddox, Southern Miss

PITCHER OF THE WEEK

F14 Brian Bogusevic, Tulane
 F21 Mike Flye, East Carolina
 F28 Brian Bogusevic, Tulane
 Casey Hudspeth, USF
 M7 Jeff Ostrander, East Carolina
 Lance Broadway, TCU
 M21 Matt Farrington, Houston
 M28 Ricky Brooks, East Carolina
 A4 Mike Cashion, Southern Miss
 Micah Owings, Tulane
 A11 Matt Farrington, Houston
 J.R. Crowel, Tulane
 A18 Ryan Bird, Saint Louis
 Patrick Ezell, Southern Miss

A25 Ricky Brooks, East Carolina
 MY2 Lance Broadway, TCU
 Billy Mohl, Tulane
 MY9 Brad Lincoln, Houston
 MY16 Lance Broadway, TCU

2004

HITTER OF THE WEEK

F16 Brett Cooley, Houston
 F23 Matt Shepherd, Southern Miss
 Sam Clark, UAB
 M1 Ryan Jones, East Carolina
 M8 Ryan Frith, Southern Miss
 M15 Marc Maddox, Southern Miss
 M22 Chad Huffman, TCU
 Matt Basket, Tulane
 M29 Jarrett Hoffpauir, Southern Miss
 A5 Trevor Lawhorn, East Carolina
 A12 Ryan Norwood, East Carolina
 Carlos Velasquez, Southern Miss
 A19 Jamie Paige, East Carolina
 Daniel Hill, UAB
 A26 Tommy Manzella, Tulane
 MY3 Ryan Jones, East Carolina
 MY10 Daniel Hill, UAB
 MY17 Rob Johnson, Houston
 Brian Bogusevic, Tulane
 MY23 Ryan McKinnon, Louisville

PITCHER OF THE WEEK

F16 Greg Bunn, East Carolina
 F23 Chase Lirette, USF
 M1 Derek Hankins, Memphis
 M8 Brett Cooley, Houston
 M15 Cliff Russum, Southern Miss
 M22 Casey Hudspeth, USF
 M29 Clayton Jerome, TCU
 A5 Derek Hankins, Memphis
 A12 Brian Bogusevic, Tulane
 A19 Dave Guntorius, Saint Louis
 A26 Chad Underwood, TCU
 MY 3 Derek Hankins, Memphis
 MY10 Matt Varner, Houston
 MY17 Kyle Schmidt, USF
 MY23 Greg Bunn, East Carolina

2003

HITTER OF THE WEEK

F10 Jonny Kaplan, Tulane
 F17 Mike Settle, TCU
 Kyle Leon, UAB
 F24 Devin Ivany, USF
 Brad Willcutt, Southern Miss
 M3 Jeff Cook, Southern Miss
 M10 Brian Bogusevic, Tulane
 M17 Morgan Bojorquez, Louisville
 M24 Michael Aubrey, Tulane
 M31 Randall Poplin, Charlotte
 A7 Jeff Cook, Southern Miss
 A14 Travis Brown, USF
 A21 Jeff Cook, Southern Miss
 Justin Hatcher, TCU
 A28 Cole Bruce, Houston
 MY5 Jonny Kaplan, Tulane
 MY12 Ryan Norwood, East Carolina
 Jared Lundeen, TCU
 MY19 Jeff Cook, Southern Miss
 Chris Meeks, TCU

PITCHER OF THE WEEK

F10 Nate Bouldin, Cincinnati
 F17 David Austen, USF
 F24 Clayton Jerome, TCU
 M3 Brad Sullivan, Houston
 Cody Cillo, UAB
 M10 Scott Barber, Louisville
 M17 Brad Sullivan, Houston
 Scott Barber, Louisville
 M24 Zachary Treadway, Charlotte
 Clayton Jerome, TCU
 M31 Davey Penny, East Carolina

A7 Jarrett Grube, Memphis
A14 Clayton Jerome, TCU
A21 Brian Henderson, Houston
Travis Rios, USF
A28 Brad Sullivan, Houston
Clayton Jerome, TCU
MY5 Glenn Tucker, East Carolina
MY12 Jarrett Grube, Memphis
MY19 Lucas Trotter, UAB

2002

HITTER OF THE WEEK

F11 Chris Snyder, Houston
F18 Brad Dorrman, Cincinnati
Bryant Ward, East Carolina
F25 Jesse Crain, Houston
M4 Jeff Cook, Southern Miss
M11 Mark Jurich, Louisville
M18 Brad Lamm, Charlotte
J.T. LaFountain, Louisville
M25 Paul Cookman, Memphis
A1 Walter Olmstead, TCU
A8 Darryl Lawhorn, East Carolina
A15 Brett Cooley, Houston
A22 Myron Leslie, USF
A29 Nate Fish, Cincinnati
Clint Stoy, Southern Miss
MY6 Morgan Bojorquez, Louisville
MY13 James Jurries, Tulane
MY19 Mike Barclay, USF

PITCHER OF THE WEEK

F11 Kyle Shoemaker, TCU
F18 John Gorham, USF
F25 Mike Tisdale, Louisville
Stephen Castleman, Southern Miss
M4 Sam Narron, East Carolina
M11 Shea Douglas, Southern Miss
M18 Corey Lawson, Saint Louis
M25 Brad Sullivan, Houston
Shea Douglas, Southern Miss
A1 Jesse Crain, Houston
A8 Nick Bourgeois, Tulane
Corey Lawson, Saint Louis
A15 Brad Sullivan, Houston
Clayton Jerome, TCU
A22 Joey Charron, Tulane
A29 Jon Burgett, UAB
MY6 John Maine, Charlotte
MY13 Kyle Shoemaker, TCU
MY19 Brad Sullivan, Houston

2001

HITTER OF THE WEEK

F12 Jake Gautreau, Tulane
F19 Darren Welch, Southern Miss
F26 Josh Snook, Houston
M5 Kevin Youkilis, Cincinnati
M12 Mike Orrico, Saint Louis
Michael Aubrey, Tulane
M19 Daniel Uggl, Memphis
M26 Matt Groff, Tulane
A2 George Sandel, Charlotte
A9 Daniel Boyd, USF
A16 Andy Cannizaro, Tulane
A23 Jake Gautreau, Tulane
A30 Chris Hamblen, Cincinnati
MY7 Hyung Cho, Houston
MY14 Barrett Smith, Memphis

PITCHER OF THE WEEK

F12 John Gorham, USF
F19 Mike Tisdale, Louisville
F26 Shea Douglas, Southern Miss
M5 John Maine, Charlotte
John Vigue, USF
M12 Mike Tisdale, Louisville
M19 Austin Faught, Houston
M26 Ben Hutton, Saint Louis
A2 Ben Hutton, Saint Louis
A9 Austin Faught, Houston

A16 Jason Wiedmeyer, Memphis
A23 Andre Parks, UAB
A30 B.J. Borsa, Cincinnati
MY7 Barth Melius, Tulane
Andre Parks, UAB
MY14 Matt Johnson, Charlotte

2000

HITTER OF THE WEEK

F14 Chris Cuccia, USF
F21 Brian Bowman, Charlotte
F28 Tyson Schweitzer, Houston
M6 John McLaughlin, Saint Louis
M13 Brent Laircey, UAB
M20 Jarrod Bitter, Houston
M27 Kevin Youkilis, Cincinnati
A3 Jake Gautreau, Tulane
A10 Dusty Haley, Southern Miss
A17 Jim Bredenkoetter, Saint Louis
A24 Daniel Boyd, USF
MY1 Josh Hoffpauir, Southern Miss
James Jurries, Tulane
MY8 Kris Wilken, Houston
Mike Taylor, Charlotte
MY15 Brent Laircey, UAB

PITCHER OF THE WEEK

F14 Shane Nance, Houston
F21 Brandon Belanger, Tulane
F28 Kyle Crowell, Houston
Brannon Hamby, Charlotte
M6 Jared Berkowitz, Tulane
M13 Kyle Crowell, Houston
M20 Jared Berkowitz, Tulane
Zach Placzek, Saint Louis
M27 Chad Rogers, Southern Miss
A3 Kyle Crowell, Houston
A10 John Vigue, USF
Jared Berkowitz, Tulane
A17 Kyle Crowell, Houston
A24 Shea Douglas, Southern Miss
MY1 Duncan McAdoo, Houston
MY8 Lee Jolly, UAB
MY15 Ryan Baker, Charlotte
Shane Nance, Houston

1999

HITTER OF THE WEEK

F15 Brandon Caraway, Houston
F22 Craig Tewes, Cincinnati
M1 James McAuley, Louisville
M8 Doug Lorenz, Louisville
M15 Jason Wood, Saint Louis
M22 Jason Sparks, Tulane
M29 James Jurries, Tulane
A5 Jarrod Bitter, Houston
A12 Dusty Haley, Southern Miss
A19 Chad Sutter, Tulane
A26 J.P. Woodward, Houston
MY3 Mike Eylward, USF
MY10 Anthony Snowell, Cincinnati
MY17 James McAuley, Louisville

PITCHER OF THE WEEK

F15 Bryan Moore, Houston
F22 Scott Glaser, USF
M1 Craig House, Memphis
M8 Josh Stewart, Memphis
M15 Kyle Crowell, Houston
M22 Jason Stanford, Charlotte
M29 Brian Bentley, Louisville
A5 John McKay, Charlotte
A12 Shane Nance, Houston
A19 Jared Berkowitz, Tulane
A26 Henry Bonilla, Tulane
MY3 Duncan McAdoo, Houston
MY10 Josh Stewart, Memphis
MY17 Joey List, Cincinnati
Jonathan Estes, Saint Louis

1998

HITTER OF THE WEEK

F16 Craig Tewes, Cincinnati
F23 Jeremy Albritton, Southern Miss
M2 Craig House, Memphis
M9 Cliff Wren, Southern Miss
M16 Jeremy Schied, Southern Miss
M23 Shayne Carnes, UAB
M30 Bo Robinson, Charlotte
A6 Bo Robinson, Charlotte
A13 Jason Sparks, Tulane
A20 Matt Singer, Cincinnati
A27 Mike Medrano, Houston
MY4 Mickey McKee, Tulane
MY11 Shayne Carnes, UAB

PITCHER OF THE WEEK

F16 Paul Poplin, Charlotte
F23 Jon McDonald, Houston
M2 Craig House, Memphis
M9 Josh Bobbitt, Tulane
M16 Michael Schaeffer, Saint Louis
M23 Shane Nance, Houston
M30 Jon McDonald, Houston
A6 Drew Johnson, Southern Miss
A13 Roy Tippett, Saint Louis
A20 Jason Stanford, Charlotte
A27 Shane Nance, Houston
MY4 Shane Nance, Houston
MY11 Craig Boroski, UAB

1997

HITTER OF THE WEEK

M10 Jeremy Albritton, Southern Miss
M17 Jeremy Schied, Southern Miss
M24 Dustin Carr, Houston
M31 Goefrey Tomlinson, Houston
A7 Kyle Logan, Southern Miss
A14 Cliff Wren, Southern Miss
A21 Craig Brown, Tulane
A28 Dan Harness, UAB
MY5 Jason Dellaero, USF
MY12 Jorge DeLeon, USF

PITCHER OF THE WEEK

M10 Jason Navarro, Tulane
M17 David Sonson, Louisville
M24 Mark Gray, UAB
M31 Brannon Player, Charlotte
A7 Mick Portell, Saint Louis
A14 Scott Glaser, USF
A21 Ryan Baker, Charlotte
A28 Jason Navarro, Tulane
MY5 Jason Navarro, Tulane
MY12 Heath Cantrelle, Southern Miss

1996

HITTER OF THE WEEK

M11 Joey Anderson, Charlotte
M18 Jason Hill, Charlotte
M25 Cliff Wren, Southern Miss
A1 B.J. Huff, UAB
A8 Ross Gload, USF
A15 Chad Sutter, Tulane
A22 Jason Dellaero, USF
A29 Chris Heintz, USF
MY5 Tony Hausladen, Saint Louis
MY12 Keith Graffagnini, Tulane

PITCHER OF THE WEEK

M11 Scott Glaser, USF
M18 Reggie Wheat, Southern Miss
M25 Scott Williamson, Tulane
A1 Chad Bradford, Southern Miss
A8 Brian Kern, Saint Louis
A15 Jason Navarro, Tulane
A22 Jack Cressend, Tulane
A29 Jesse Summey, Charlotte
MY5 John Bale, Southern Miss
MY12 Reggie Wheat, Southern Miss

C-USA ALL-ACADEMIC TEAM

2015

Julius Gaines, FIU
 Brett Lashley, Florida Atlantic
 John Sebelles, Florida Atlantic
 Chase Booster, Marshall
 Ronnie Jebavy, Middle Tennessee
 John Clay Reeves, Rice
 Kirby Taylor, Rice
 James McMahon, Southern Miss
 Tyler Mims, UAB
 John Bormann, UTSA
 Ryan Messex, WKU
 Ben Morrison, WKU

2014

Corbin Shive, Charlotte
 Drew Reynolds, East Carolina
 Tyler Rocklein, Florida Atlantic
 Aramis Garcia, FIU
 Mike Gomez, FIU
 Stephen Gandy, Louisiana Tech
 Dean Ali, Old Dominion
 John Clay Reeves, Rice
 Richard Carthon, Tulane
 Tyler Mims, UAB
 John Bormann, UTSA

2013

Drew Reynolds, East Carolina
 Caleb Barker, Houston
 Daniel Poncedeleon, Houston
 Ethan Gross, Memphis
 Tucker Tubbs, Memphis
 Sam Moll, Memphis
 Zach Willis, Memphis
 Austin Roussel, Southern Miss
 Brandon Boudreaux, Tulane
 Bowen Woodson, Tulane
 Ryan Prinzing, UAB
 Tyler Mims, UAB
 Parker Webster, UCF

2012

Drew Reynolds, East Carolina
 Jared Ray, Houston
 Ethan Gross, Memphis
 Dan Langfield, Memphis
 Sam Moll, Memphis
 Jeremy Rathjen, Rice
 Matthew Reckling, Rice
 Michael Sterling, Southern Miss
 Brandon Boudreaux, Tulane
 Jeremy Schaffer, Tulane
 Keith DePew, UAB
 Ryan Nance, UAB

2011

Austin Homan, East Carolina
 Matt Creel, Houston
 Kyle Blank, Marshall
 Arik Sikula, Marshall
 Phillip Chapman, Memphis
 Chad Zurcher, Memphis
 Marc Bourgeois, Southern Miss
 Adam Doleac, Southern Miss
 Todd McInnis, Southern Miss
 Bowen Woodson, Tulane
 Keith DePew, UAB
 Ryan Woolley, UAB
 Derek Luciano, UCF

2010

Jared Avchen, East Carolina
 Seth Maness, East Carolina
 Matt Creel, Houston
 Kyle Blank, Marshall
 Arik Sikula, Marshall
 Ryan Fraser, Memphis
 Brennon Martin, Memphis
 Chad Zurcher, Memphis
 Jimmy Comerota, Rice

Jeremy Rathjen, Rice
 Todd McInnis, Southern Miss
 Taylor Walker, Southern Miss
 Rob Segedin, Tulane

2009

Brandon Henderson, East Carolina
 Drew Schieber, East Carolina
 Blake Kelso, Houston
 Andrew Blain, Marshall
 Brennon Martin, Memphis
 Jimmy Comerota, Rice
 James Ewing, Southern Miss
 Jonathan Garrett, Tulane
 Nick Crawford, UAB
 James Oliver, UAB
 Kiko Vazquez UCF

2008

Corey Kemp, East Carolina
 Jimmy Cesario, Houston
 Zak Presley, Houston
 Neil Schenk, Memphis
 Trey Wiedman, Memphis
 Jimmy Comerota, Rice
 Chris Kelley, Rice
 Cole St.Clair, Rice
 James Ewing, Southern Miss
 Todd McInnis, Southern Miss
 Trey Sutton, Southern Miss
 James Oliver, UAB
 Colin Arnold, UCF
 Mitch Houck, UCF

2007

Jimmy Cesario, Houston
 Josh Stirneman, Houston
 Ben Grisham, Memphis
 Michael Murray, Memphis
 Brian Friday, Rice
 Danny Lehmann, Rice
 Ryne Tacker, Rice
 Patrick Ezell, Southern Miss
 Trey Sutton, Southern Miss
 Matt Horwath, UCF
 Kiko Vasquez, UCF

NATIONAL PLAYERS OF THE WEEK

2015 NCBWA

M30 James McMahon, Southern Miss
COLLEGIATE BASEBALL
 A27 Tim Lynch, Southern Miss
 MY11 Esteban Tresgallo, UAB

2014 NCBWA

F17 Skyler Ewing, Rice
 A21 Jeff Hoffman, East Carolina
COLLEGIATE BASEBALL
 F17 Skyler Ewing, Rice
 F17 Chase Mallard, UAB
 M3 Jeff Hoffman, East Carolina
 A21 Jeff Hoffman, East Carolina
 MY12 Michael Aquino, Rice

2013

COLLEGIATE BASEBALL/LOUISVILLE SLUGGER

A8 Aaron Blair, Marshall
NCBWA
 A8 Aaron Blair, Marshall

2012

COLLEGIATE BASEBALL/LOUISVILLE SLUGGER

Mar. 19 Matthew Reckling, Rice
 Mar. 19 Ben Bullard, UAB
 May 21 Tyler Duffey, Rice
NCBWA
 Apr. 9 Sam Moll, Memphis
 May 21 Tyler Duffey, Rice

2011

PRO-LINE ATHLETIC/NCBWA

A18 John Simms, Rice
COLLEGIATE BASEBALL
 A25 D.J. Hicks, UCF

2010

COLLEGIATE BASEBALL/LOUISVILLE SLUGGER

M22 Devin Harris, East Carolina
 A5 Zach Woods, East Carolina
 MY17 B.A. Vollmuth, Southern Miss
 Anthony Rendon, Rice
 MY24 Darnell Sweeney, UCF
PRO-LINE ATHLETIC/NCBWA
 M8 Michael Goodnight, Houston
 MY24 Darnell Sweeney, UCF

2009

PRO-LINE CAP/NCBWA

M3 Ryan Berry, Rice
 M17 Digger Towe, UAB
 M24 Kyle Roller, East Carolina
 A27 Shane Brown, UCF
COLLEGIATE BASEBALL
 M2 Ryan Berry, Rice
 M16 Ryan Berry, Rice
 A27 Shane Brown, UCF

2008

PRO-LINE CAP/NCBWA

M3 Barry Bowden, Southern Miss
COLLEGIATE BASEBALL
 M3 Barry Bowden, Southern Miss
 M17 Nate Lape, Marshall

2007

PRO-LINE CAP/NCBWA

A9 Ryan Berry, Rice
 MY1 Matt Horwath, UCF
 MY22 Ryan Belanger, Southern Miss

2006

PRO-LINE CAP/NCBWA

F13 Aaron Luna, Rice
 M20 Daniel Best, Southern Miss
 M16 Brad Lincoln, Houston
COLLEGIATE BASEBALL
 M13 Marc Maddox, Southern Miss
 A10 Matt Weston, Houston
 MY22 Brian Friday, Rice

2005

PRO-LINE CAP/NCBWA

M1 Derek Hankins, Memphis
 F15 Brian Bogusevic, Tulane
 M15 Lance Broadway, TCU
 A26 Ricky Brooks, East Carolina
 MY10 Brad Lincoln, Houston
 MY24 Lance Broadway, TCU
COLLEGIATE BASEBALL
 F14 Brian Bogusevic, Tulane
 M7 Micah Owings, Tulane
 A25 Ricky Brooks, East Carolina
 MY2 J.R. Crowel/Billy Mohl/Daniel Latham, Tulane

2004

NATIONAL COLLEGIATE BASEBALL WRITERS ASSOCIATION

M1 Derek Hankins, Memphis
M8 Ryan Frith, Southern Miss
M15 Cliff Russum, Southern Miss
A12 Brian Bogusevic, Tulane
MY25 Greg Bunn, East Carolina

COLLEGIATE BASEBALL

M1 Derek Hankins, Memphis
M15 Cliff Russum, Southern Miss
MY17 Brian Bogusevic, Tulane

2003

NATIONAL COLLEGIATE BASEBALL WRITERS ASSOCIATION

F11 Jonny Kaplan, Tulane
M4 Jeff Cook, Southern Miss
M25 Michael Aubrey, Tulane

COLLEGIATE BASEBALL

M3 Lucas Trotter, UAB
A21 Brad Sullivan, Houston

2002

NATIONAL COLLEGIATE BASEBALL WRITERS ASSOCIATION

F25 Jesse Crain, Houston
M4 Jeff Cook, Southern Miss
M25 Brad Sullivan, Houston

COLLEGIATE BASEBALL

F25 Jesse Crain, Houston
M4 Jeff Cook, Southern Miss
M11 Mark Jurich, Louisville
M25 Brad Sullivan, Houston
A15 Brad Sullivan, Houston

BASEBALL WEEKLY

A16 Joe List, Cincinnati

2001

NATIONAL COLLEGIATE BASEBALL WRITERS ASSOCIATION

M20 Daniel Ugglia, Memphis
A22 Jake Gautreau, Tulane

COLLEGIATE BASEBALL

A22 Jake Gautreau, Tulane

1999

COLLEGIATE BASEBALL

M1 Craig House, Memphis
M22 Jason Sparks, Tulane
MY3 Mike Eylward, USF

1998

COLLEGIATE BASEBALL

F16 Jason Hill, Charlotte
M2 Craig House, Memphis
M9 Josh Bobbitt, Tulane
M23 Shayne Carnes, UAB
A20 Jason Stanford, Charlotte

SPORTING NEWS

A27 Shane Nance, Houston

1997

COLLEGIATE BASEBALL

M17 James Matan, Charlotte
M31 Brannon Player, Charlotte
A14 Cliff Wren, Southern Miss
MY5 Chad Harville, Memphis

ALL-AMERICANS

2015

ABCA

Second Team

OF Brendon Sanger, Florida Atlantic
Third Team
DH John Clay Reeves, Rice

Collegiate Baseball

Second Team

2B Jesse Baker, UTSA
RHP James McMahon, Southern Miss
Third Team
3B Ricky Santiago, Florida Atlantic
OF Brendon Sanger, Florida Atlantic

D1BASEBALL.COM

Third Team

OF Brendon Sanger, Florida Atlantic

NCBWA

Third Team

RHP James McMahon, Southern Miss
OF Brendon Sanger, Florida Atlantic

FRESHMAN ALL-AMERICANS

BASEBALL AMERICA

All-American Team

SS Zach Rutherford, Old Dominion

Collegiate Baseball

All-American Team

2B Taylor Braley, Southern Miss
SS Zach Rutherford, Old Dominion
OF Ryan Chandler, Rice
OF Trent Bowles, UTSA

2014

ABCA

Third Team

RHP Mike Franco, FIU
LHP Blake Fox, Rice

Collegiate Baseball

Second Team

LHP Blake Fox, Rice
RHP Chase Mallard, UAB

Third Team

RHP Ryan Williams, East Carolina
RHP Mike Franco, FIU
1B Trent Miller, Middle Tennessee
3B Shane Hoelscher, Rice

NCBWA

First Team

LHP Blake Fox, Rice

Third Team

RHP Ryan Williams, East Carolina

FRESHMAN ALL-AMERICANS

Collegiate Baseball

All-American Team

RHP Chris Mourelle, FIU
2B Stephen Kerr, Florida Atlantic
OF Nick Walker, Old Dominion

NCBWA

All-American Team

RHP Chris Mourelle, FIU

2013

ABCA

Third Team

RHP Austin Kubitz, Rice
RHP Zech Lemond, Rice

BASEBALL AMERICA

Third Team

RHP Zech Lemond, Rice

Collegiate Baseball

Second Team

UT Drew Reynolds, East Carolina

FRESHMAN ALL-AMERICANS

Collegiate Baseball

All-American Team

RHP David Lucroy, East Carolina
1B Justin Montemayor, Houston
OF Kyle Survance, Houston
OF/P Blake Fox, Rice
RHP Ian Gibaut, Tulane
RHP Zac Favre, UCF

2012

BASEBALL AMERICA

Second Team

1B D.J. Hicks, UCF

Collegiate Baseball

Second Team

RHP Matthew Reckling, Rice

Third Team

3B Jacob Wilson, Memphis

COLLEGE BASEBALL INSIDER

Honorable Mention

1B D.J. Hicks, UCF
3B Jacob Wilson, Memphis
UT J.T. Chargois, Rice
RHP Matthew Reckling, Rice
LHP Joe Rogers, UCF

NCBWA

Third Team

RHP Matthew Reckling, Rice

PERFECT GAME

Third Team

UT J.T. Chargois, Rice

FRESHMAN ALL-AMERICANS

BASEBALL AMERICA

First Team

RHP Austin Kubitz, Rice

Second Team

C Jared Bales, Southern Miss

Collegiate Baseball

All-American Team

RHP Austin Kubitz, Rice
RHP Alex Facundus, Tulane
C Jared Bales, Southern Miss

PERFECT GAME

All-American Team

RHP Austin Kubitz, Rice
C Jared Bales, Southern Miss

2011

ABCA

Third Team

SS Chad Zurcher, Memphis
DH Anthony Rendon, Rice

Baseball America

Third Team

3B Anthony Rendon, Rice
SS Chad Zurcher, Memphis

Collegiate Baseball*Second Team*

DH Anthony Rendon Rice

*Third Team*SS Chad Zurcher Memphis
RHP Todd McInnis Southern Miss**NCBWA***Second Team*

DH Anthony Rendon Rice

*Third Team*SS Chad Zurcher Memphis
LHP Tony Cingrani Rice
DH D.J. Hicks UCF**College Baseball Lineup***Third Team*

SS Chad Zurcher Memphis

FRESHMAN ALL-AMERICANS**BASEBALL AMERICA***First Team*

RHP Austin Kubitz Rice

*Second Team*RHP Alex Facundus Tulane
C Jared Bales Southern Miss**Collegiate Baseball***All-American Team*RHP Austin Kubitz Rice
RHP Alex Facundus Tulane
C Jared Bales Southern Miss**Perfect Game***All-American Team*3B Chris Taladay UCF
OF Blake Crohan Tulane**ESPN the Magazine Academic All-Americans***Third Team*Chad Zurcher, Memphis
Marc Bourgeois, Southern Miss**2010****ABCA***NATIONAL PLAYER OF THE YEAR*

3B Anthony Rendon, Rice

First Team

3B Anthony Rendon, Rice

BASEBALL AMERICA*NATIONAL PLAYER OF THE YEAR*

3B Anthony Rendon, Rice

First Team

3B Anthony Rendon, Rice

OF Chris Duffy, UCF

Collegiate Baseball*Second Team*

3B Anthony Rendon, Rice

OF Chris Duffy, UCF

Third Team

P Scott Copeland, Southern Miss

OF Shane Brown, UCF

NCBWA*DICK HOWSER TROPHY WINNER*

3B Anthony Rendon, Rice

First Team

3B Anthony Rendon, Rice

OF Chris Duffy, UCF

Third Team

SS B.A. Vollmuth, Southern Miss

3B Rob Segedin, UCF

PING! BASEBALL*First Team*

3B Anthony Rendon, Rice

OF Chris Duffy, UCF

Second Team

SS B.A. Vollmuth, Southern Miss

3B Rob Segedin, UCF

Third Team

OF Shane Brown, UCF

YAHOO! SPORTS*First Team*

3B Anthony Rendon, Rice

OF Chris Duffy, UCF

FRESHMAN ALL-AMERICANS**COLLEGIATE BASEBALL***All-American Team*

2B Michael Ratterree, Rice

3B Chris Taladay, UCF

C/DH Ryan Breen, UCF

LHP Joe Rogers, UCF

PING! BASEBALL*Third Team*

3B Chris Taladay, UCF

OF Blake Crohan, Tulane

2009**ABCA***First Team*

DH Kyle Roller, East Carolina

Third Team

2B Ryan Wood, East Carolina

BASEBALL AMERICA*First Team*

3B Anthony Rendon, Rice

Second Team

2B Ryan Wood, East Carolina

Collegiate Baseball*Third Team*

2B Ryan Wood, East Carolina

3B Anthony Rendon, Rice

NCBWA*Second Team*

2B Ryan Wood, East Carolina

3B Anthony Rendon, Rice

Third Team

OF Bo Davis, Southern Miss

PING! BASEBALL*First Team*

2B Ryan Wood, East Carolina

DH Kyle Roller, East Carolina

RHP Ryan Berry, Rice

Second Team

LHP Donnie Joseph, Houston

Third Team

3B Anthony Rendon, Rice

Honorable Mention

RHP Todd McInnis, Southern Miss

FRESHMAN ALL-AMERICANS**BASEBALL AMERICA***NATIONAL FRESHMAN OF THE YEAR*

3B Anthony Rendon, Rice

First Team

C Jeremy Schaffer, Tulane

3B Anthony Rendon, Rice

Second Team

OF Kameron Brunty, Southern Miss

Collegiate Baseball*National Freshman of the Year*

3B Anthony Rendon, Rice

All-American Team

C Jeremy Schaffer, Tulane

C Beau Taylor, UCF

3B Anthony Rendon, Rice

OF Kameron Brunty, Southern Miss

LHP Kevin Brandt, East Carolina

NCBWA*First Team*

C Jeremy Schaffer, Tulane

3B Anthony Rendon, Rice

Second Team

OF Kameron Brunty, Southern Miss

PING! BASEBALL*First Team*

C Jeremy Schaffer, Tulane

3B Anthony Rendon, Rice

OF Kameron Brunty, Southern Miss

Third Team

C Beau Taylor, UCF

LHP Taylor Wall, Rice

LHP Kevin Brandt, East Carolina

2008**ABCA***Third Team*

LHP Cole St.Clair, Rice

Baseball America*Second Team*

C Corey Kemp, East Carolina

Third Team

RHP Barry Bowden, Southern Miss

RHP Shooter Hunt, Tulane

Collegiate Baseball*Second Team*

RHP Shooter Hunt, Tulane

Third Team

1B Ryan Keedy, UAB

RHP Seth Maness, East Carolina

NCBWA*First Team*

RHP Shooter Hunt, Tulane

LHP Tyler Conn, Southern Miss

Third Team

C Corey Kemp, East Carolina

1B Ryan Keedy, UAB

PING! BASEBALL*First Team*

RHP Shooter Hunt, Tulane

LHP Tyler Conn, Southern Miss

Second Team

RHP Barry Bowden, Southern Miss

Third Team

C Corey Kemp, East Carolina

Rivals.com*Second Team*

RHP Shooter Hunt, Tulane

FRESHMAN ALL-AMERICANS**Baseball America***First Team*

SS Rick Hague, Rice

RHP Seth Maness, East Carolina

RHP Chase Dempsay, Houston

Collegiate Baseball

SS Blake Kelso, Houston

SS Rick Hague, Rice

3B/RHP Rob Segedin, Tulane

DH Victor Gomez, Marshall

RHP Seth Maness, East Carolina

RHP Chase Dempsay, Houston

RHP Todd McInnis, Southern Miss

Ping! Baseball*First Team*

3B/RHP Rob Segedin, Tulane

RHP Seth Maness, East Carolina

LHP Matt Evers, Rice

Second Team

SS Rick Hague, Rice

RHP Chase Dempsay, Houston

Rivals.com

First Team

RHP Seth Maness, East Carolina
RHP Chase Dempsey, Houston

Second Team

SS Rick Hague, Rice
3B/P Rob Segedin, Tulane
LHP Matt Evers, Rice

2007

ABCA

First Team

UT Joe Savery, Rice

Second Team

RHP Ryan Berry, Rice

Baseball America

First Team

UT Joe Savery, Rice

Collegiate Baseball

First Team

UT Joe Savery, Rice

Third Team

RHP Ryan Berry, Rice
RHP Ryne Tacker, Rice

NCBWA

First Team

UT Joe Savery, Rice

Third Team

1B Trey Sutton, Southern Miss
DH Aaron Luna, Rice

Rivals.com

First Team

UT Joe Savery, Rice

Second Team

LHP Bobby Bramhall, Rice

FRESHMAN ALL-AMERICANS

Baseball America

First Team

RHP Ryan Berry, Rice

Second Team

RHP Wes Musick, Houston

Collegiate Baseball

RHP Ryan Berry, Rice
RHP Wes Musick, Houston
IF Diego Seastrunk, Rice

Rivals.com

First Team

RHP Ryan Berry, Rice

Second Team

RHP Wes Musick, Houston

ESPN the Magazine Academic All-Americans

First Team

Patrick Ezell, P, Southern Miss
Trey Sutton, 2B, Southern Miss

Second Team

Brian Friday, IF, Rice
Josh Stirneman, 1B, Houston
Ryne Tacker, P, Rice

2006

ABCA

First Team

RHP Brad Lincoln, Houston

RHP Eddie Degerman, Rice

Second Team

LHP Cole St.Clair, Rice

Baseball America

First Team

RHP Brad Lincoln, Houston

RHP Eddie Degerman, Rice

LHP Cole St.Clair, Rice

1B Mark Hamilton, Tulane

SS Brian Friday, Rice

UT Brad Lincoln, Houston

Third Team

3B Josh Rodriguez, Rice

Collegiate Baseball

First Team

RHP Brad Lincoln, Houston

RHP Eddie Degerman, Rice

Second Team

C Jake Smith, East Carolina

Third Team

LHP Cole St.Clair, Rice

1B Mark Hamilton, Tulane

SS Brian Friday, Rice

College Baseball Foundation

First Team

RHP Brad Lincoln, Houston

RHP Eddie Degerman, Rice

SS Brian Friday, Rice

National Coach of the Year

Wayne Graham, Rice

NCBWA

District XII Player of the Year

RHP Brad Lincoln, Houston

First Team

RHP Brad Lincoln, Houston

RHP Eddie Degerman, Rice

LHP Cole St.Clair, Rice

Second Team

C Jake Smith, East Carolina

Third Team

3B Marc Maddox, Southern Miss

P/UT Joe Savery, Rice

RHP Daniel Best, Southern Miss

Rosenblatt Report

First Team

DH Mark Hamilton, Tulane

UT Brad Lincoln, Houston

RHP Eddie Degerman, Rice

LHP Cole St.Clair, Rice

Second Team

SS Brian Friday, Rice

FRESHMAN ALL-AMERICANS

Baseball America

C/P Luis Flores, Houston

OF Aaron Luna, Rice

OF Warren McFadden, Tulane

Collegiate Baseball

1B Michael Ewing, Southern Miss

SS Brian Dozier, Southern Miss

OF Aaron Luna, Rice

OF Warren McFadden, Tulane

OF Luke Adkins, Southern Miss

C/P Luis Flores, Houston

ESPN the Magazine Academic All-Americans

First Team

IF Marc Maddox, Southern Miss

RHP Eddie Degerman, Rice

2005

ABCA

First Team

RHP Lance Broadway, TCU

Second Team

SS Tommy Manzella, Tulane

Third Team

LHP Brian Bogusevic, Tulane

Baseball America

National Coach of the Year

Rick Jones, Tulane

First Team

RHP Lance Broadway, TCU

Third Team

UT Micah Owings, Tulane

LHP Brian Bogusevic, Tulane

USA TODAY/Sports Weekly

Second Team

RHP Lance Broadway, TCU

Collegiate Baseball

First Team

RHP Lance Broadway, TCU

LHP Brian Bogusevic, Tulane

Second Team

UT Micah Owings, Tulane

Third Team

C Brad Willcutt, Southern Miss

NCBWA

District XII Player of the Year

RHP Lance Broadway, TCU

First Team

RHP Lance Broadway, TCU

C Brad Willcutt, Southern Miss

Second Team

LHP Brian Bogusevic, Tulane

Third Team

RHP Daniel Best, Southern Miss

FRESHMAN ALL-AMERICANS

Baseball America

Second Team

C Andrew Walker, TCU

3B Brad Emaus, Tulane

Collegiate Baseball

C Andrew Walker, TCU

2B Trey Sutton, Southern Miss

3B Brad Emaus, Tulane

DH Matt McGuirk, TCU

ESPN the Magazine Academic All-Americans

First Team

SS Tommy Manzella, Tulane

2004

ABCA

Second Team

OF Ryan Jones, East Carolina

UT Brian Bogusevic, Tulane

RHP Greg Bunn, East Carolina

Baseball America

Second Team

OF Ryan Jones, East Carolina

2B Jarrett Hoffpauir, Southern Miss

UT Brian Bogusevic, Tulane

USA TODAY/Sports Weekly

Second Team

2B Jarrett Hoffpauir, Southern Miss

OF Ryan Frith, Southern Miss

College Baseball Insider

First Team

2B Jarrett Hoffpauir, Southern Miss

OF Ryan Jones, East Carolina

RHP Austin Tubbs, Southern Miss

Second Team

OF Ryan Frith, Southern Miss

RHP Greg Bunn, East Carolina

Honorable Mention

1B Ryan Norwood, East Carolina

UT Brian Bogusevic, Tulane

RHP Robbie Findlay, TCU

Collegiate Baseball

First Team

OF Ryan Jones, East Carolina

RHP Austin Tubbs, Southern Miss

Second Team

OF Ryan Frith, Southern Miss

Third Team

1B Ryan Norwood, East Carolina
 2B Trevor Lawhorn, East Carolina
 2B Jarrett Hoffpauir, Southern Miss
 SS Matt Shepherd, Southern Miss
 RHP Greg Bunn, East Carolina

NCBWA*District IV Co-Player of the Year*

OF Ryan Jones, East Carolina

First Team

OF Ryan Jones, East Carolina
 2B Jarrett Hoffpauir, Southern Miss
 RHP Austin Tubb, Southern Miss

Second Team

OF Ryan Frith, Southern Miss
 RHP Greg Bunn, East Carolina

Third Team

OF Matt Barket, Tulane

FRESHMAN ALL-AMERICANS**Collegiate Baseball***First Team*

SS German Duran, TCU
 3B Shelby Ford, TCU
 OF Chad Huffman, TCU
 RHP Shane Mathews, East Carolina
 RHP Patrick Ezell, Southern Miss
 RHP Casey Hudspeth, USF

2003**ABCA***First Team*

RHP Ryan Wagner, Houston
 1B Michael Aubrey, Tulane
 OF Clint King, Southern Miss

Third Team

OF Jeff Cook, Southern Miss

Baseball America*First Team*

RHP Ryan Wagner, Houston
 1B Michael Aubrey, Tulane

Third Team

OF Clint King, Southern Miss
 OF Jeff Cook, Southern Miss

USA TODAY/Sports Weekly*First Team*

RHP Ryan Wagner, Houston
 OF Jeff Cook, Southern Miss
 OF Clint King, Southern Miss

Second Team

1B Michael Aubrey, Tulane

Collegiate Baseball*First Team*

RHP Ryan Wagner, Houston

Second Team

1B Michael Aubrey, Tulane

Third Team

RHP Clayton Jerome, TCU
 OF Jeff Cook, Southern Miss
 OF Clint King, Southern Miss

NCBWA*District XII Co-Player of the Year*

1B Michael Aubrey, Tulane

First Team

OF Clint King, Southern Miss

Second Team

1B Michael Aubrey, Tulane
 OF Jeff Cook, Southern Miss

Third Team

RHP Ryan Wagner, Houston
 RHP Austin Tubb, Southern Miss

FRESHMAN ALL-AMERICANS**Baseball America***Second Team*

LHP J.R. Crowel, Tulane
 UT Brian Bogusevic, Tulane

Collegiate Baseball*First Team*

1B Marc Maddox, Southern Miss
 LHP J.R. Crowel, Tulane
 UT Brian Bogusevic, Tulane

2002**ABCA***First Team*

RHP Brad Sullivan, Houston

Second Team

OF Terry Trofholz, TCU
 UT Jesse Crain, Houston

Baseball America*First Team*

RHP Brad Sullivan, Houston
 UT Jesse Crain, Houston

Second Team

C Chris Snyder, Houston
 UT Darryl Lawhorn, East Carolina

Third Team

2B James Jurries, Tulane

Baseball Weekly*First Team*

RHP Brad Sullivan, Houston
 UT Jesse Crain, Houston

Second Team

OF Terry Trofholz, TCU

Collegiate Baseball*First Team*

RHP Brad Sullivan, Houston

Second Team

2B James Jurries, Tulane

NCBWA*District XII Co-Player of the Year*

2B James Jurries, Tulane

First Team

RHP Brad Sullivan, Houston

Second Team

2B James Jurries, Tulane
 OF Terry Trofholz, TCU

Third Team

C Chris Snyder, Houston
 OF Mark Jurich, Louisville
 UT Darryl Lawhorn, East Carolina

FRESHMAN ALL-AMERICANS**Baseball America***First Team*

3B Jeff Baisley, USF
 UT Darryl Lawhorn, East Carolina

Second Team

C Devin Ivany, USF

Collegiate Baseball*Tri-National Freshman of the Year*

UT Darryl Lawhorn, East Carolina

First Team

LHP Zach Jackson, Louisville
 RHP Greg Bunn, East Carolina
 RHP Cliff Russum, Southern Miss
 C Brad Willcutt, Southern Miss
 2B Jarrett Hoffpauir, Southern Miss
 SS Matt Shepherd, Southern Miss

Honorable Mention

OF Adam Willard, Charlotte
 P Kyle Markle, Cincinnati
 2B Stuart Musslewhite, Houston
 IF Brent Dlugach, Memphis
 3b Jeff Baisley, USF
 C Devin Ivany, USF
 OF Gerald Clark, Tulane

GTE Academic All-Americans*First Team*

1B James Jurries, Tulane

2001**ABCA***First Team*

3B Jake Gautreau, Tulane

Second Team

2B Daniel Uggla, Memphis

Baseball America*First Team*

3B Jake Gautreau, Tulane

Second Team

3B Kevin Youkilis, Cincinnati

Third Team

2B Daniel Uggla, Memphis

Baseball Weekly*First Team*

2B Daniel Uggla, Memphis

3B Jake Gautreau, Tulane

Second Team

SS Andy Cannizaro, Tulane

Collegiate Baseball*Second Team*

2B Daniel Uggla, Memphis

SS Andy Cannizaro, Tulane

3B Jake Gautreau, Tulane

Third Team

3B Kevin Youkilis, Cincinnati

NCBWA*District XII Player of the Year*

3B Jake Gautreau, Tulane

First Team

3B Jake Gautreau, Tulane

Second Team

2B Daniel Uggla, Memphis

Third Team

3B Kevin Youkilis, Cincinnati

Sporting News*Second Team*

RHP Kyle Crowell, Houston

FRESHMAN ALL-AMERICANS**Baseball America***National Freshman of the Year*

UT Michael Aubrey, Tulane

First Team

2B Anthony Giarratano, Tulane

UT Michael Aubrey, Tulane

Second Team

P Brad Sullivan, Houston

Baseball Weekly*First Team*

3B Myron Leslie, USF

P Brad Sullivan, Houston

UT Michael Aubrey, Tulane

Collegiate Baseball*First Team*

3B Myron Leslie, USF

UT Michael Aubrey, Tulane

Honorable Mention

OF Thomas Bowker, Charlotte
 OF Michael Bourn, Houston
 3B Hyung Cho, Houston
 P Austin Fought, Houston
 P Gene Flores, Houston
 2B Anthony Giarratano, Tulane
 OF Mark Jurich, Louisville
 P Brad Sullivan, Houston
 P Jon Uhl, USF

Sporting News*National Freshman of the Year*

UT Michael Aubrey, Tulane

GTE Academic All-Americans

Second Team

IB Craig Tewes, Cincinnati

2000

ABCA

Second Team

RHP Kyle Crowell, Houston
3B Jake Gautreau, Tulane

Baseball America

Third Team

RHP Kyle Crowell, Houston

Collegiate Baseball

Second Team

RHP Kyle Crowell, Houston

Third Team

LHP Jared Berkowitz, Tulane
3B Jake Gautreau, Tulane

NCBWA

Second Team

RHP Kyle Crowell, Houston
LHP Jared Berkowitz, Tulane
C Jarrod Bitter, Houston
3B Kevin Youkilis, Cincinnati

Sporting News

Second Team

RHP Kyle Crowell, Houston

FRESHMAN ALL-AMERICANS

Baseball America

Third Team

OF Mitch Jones, UAB
OF Mike Taylor, Charlotte

Collegiate Baseball

First Team

OF Mike Taylor, Charlotte
Honorable Mention
P Shea Douglas, Southern Miss
P Bryan Harris, Houston
P Zach Placzek, Saint Louis
IF Nick Bourgeois, Tulane

GTE Academic All-Americans

First Team

IB/DH Brent Laircey, UAB

1999

Collegiate Baseball

First Team

RP Brandon Belanger, Tulane
C Chad Sutter, Tulane

Second Team

2B James Jurries, Tulane

Third Team

P Kyle Crowell, Houston

Baseball America

Second Team

2B James Jurries, Tulane
Freshman of the Year
2B James Jurries, Tulane

Baseball Weekly

Second Team

C Chad Sutter, Tulane
2B James Jurries, Tulane

NCBWA

Second Team

P Kyle Crowell, Houston
C Chad Sutter, Tulane

Third Team

1B J.P. Woodward, Houston
2B James Jurries, Tulane
2B Brandon Caraway, Houston

Honorable Mention

P Henry Bonilla, Tulane
1B Michael Artman, Southern Miss

SS Andy Cannizaro, Tulane

College Baseball Insider

Freshman of the Year

2B James Jurries, Tulane

First Team

C Chad Sutter, Tulane
2B James Jurries, Tulane

FRESHMAN ALL-AMERICANS

Collegiate Baseball

Freshman of the Year

2B James Jurries, Tulane

First Team

2B James Jurries, Tulane
3B Jake Gautreau, Tulane
Honorable Mention
DH Darren Welch, Southern Miss

GTE Academic All-Americans

First Team

IF Key Voshell, Louisville

Second Team

1B Doug Lorenz, Louisville

1998

Collegiate Baseball

Second Team

3B Bo Robinson, Charlotte
OF James Matan, Charlotte

Third Team

P Josh Bobbitt, Tulane
OF Jason Sparks, Tulane

ABCA/Rawlings

First Team

3B Bo Robinson, Charlotte
Second Team

P Josh Bobbitt, Tulane

OF James Matan, Charlotte

Third Team

DH Cliff Wren, Southern Miss
OF Shayne Carnes, UAB

NCBWA

First Team

OF James Matan, Charlotte

Second Team

3B Bo Robinson, Charlotte

Third Team

P Josh Bobbitt, Tulane
OF Shayne Carnes, UAB
OF Jason Sparks, Tulane

FRESHMAN ALL-AMERICANS

Collegiate Baseball

First Team

3B Daniel Boyd, USF

Honorable Mention

P Brion Treadway, Charlotte
P John Vigue, USF
1B Jayme Sperring, Houston

GTE Academic All-Americans

First Team

1B Jeremy Schied, Southern Miss

1997

Collegiate Baseball

Second Team

P Jason Navarro, Tulane

Third Team

1B Ross Gload, USF
3B Dustin Carr, Houston

NCBWA

First Team

P Jason Navarro, Tulane
1B Ross Gload, USF
OF Goefrey Tomlinson, Houston
Third Team
SS Jason Dellaero, USF

1996

Collegiate Baseball

Second Team

P Jason Navarro, Tulane

Third Team

3B Chris Heintz, USF
OF Joey Anderson, Charlotte

Smith Super Team

Second Team

P Mark Roberts, USF

Third Team

P Jason Navarro, Tulane
1B Ross Gload, USF
3B Chris Heintz, USF
OF Joey Anderson, Charlotte
Honorable Mention
OF Steve Barhorst, Cincinnati
OF Brian Hughes, Tulane

FRESHMAN ALL-AMERICANS

Collegiate Baseball

First Team

C Chad Sutter, Tulane
1B Cliff Wren, Southern Miss
Honorable Mention
OF Mike Pilger, USF

C-USA ALL-DECADE TEAM

All-Decade Team (1996-2005)

Jake Gautreau, Tulane (1999-2001)
Kevin Youkilis, Cincinnati (1998-2001)
Brad Sullivan, Houston (2001-03)
Shane Nance, Houston (1997-2000)
Kyle Crowell, Houston (1998-2000)
Mark Jurich, Louisville (2001-2004)
Jeff Cook, OF, Southern Miss (2000-03)
Michael Aubrey, Tulane (2001-03)
James Jurries, Tulane (1999-2002)
Chad Sutter, Tulane (1996-99)
Ross Gload, USF (1995-97)

Player of the Decade

Jake Gautreau, Tulane (1999-2001)

Coach of the Decade

Rick Jones, Tulane (1996-2014)

C-USA NATIONAL PLAYERS OF THE YEAR

2010 - Anthony Rendon, Rice

Dick Howser Trophy Winner
Baseball America National Player of the Year
ABCA/Rawlings National Player of the Year
Rivals.com National Player of the Year

Rendon was named the 2010 National Player of the Year by four different college baseball organizations, including the prestigious Dick Howser Trophy as the top player in college baseball.

He became just the second player in C-USA history to be named the league's player of the year in back-to-back seasons. Rendon picked up that honor again in 2010 after leading the Owls to the regular season league championship and the school's 16th-consecutive NCAA Regional appearance.

Rendon batted .394 while leading Conference USA in home runs (26). He was among the nation's leaders in runs scored (83) and walks (65), and drove-in 85 runs in Rice's 63 games. Rendon maintained an .801 slugging percentage, a .530 on-base percentage, and finished with more home runs (26) than strikeouts (22). Defensively, he had a .973 fielding percentage at third base and started a total of 16 double-plays for the Owls.



2006 - Brad Lincoln, Houston

Dick Howser Trophy Winner
ABCA/Rawlings National Player of the Year
Brooks Wallace Award

Lincoln emerged as one of the nation's finest all-around players in 2006. He compiled a sparkling 12-2 record with a 1.69 ERA and 152 strikeouts in 127.2 innings of work. Those numbers were even better in C-USA games only where he assembled a 7-0 record with a 1.28 ERA.

Lincoln's strikeout total ranked as the third-best mark in UH single-season history and moved him into third in UH career history with 293 punchouts.

A consensus All-American, he was named a C-USA Pitcher of the Week four times during the regular season and was honored as the Pro-Line Cap National Pitcher of the Week after tossing a five-hit shutout with nine strikeouts in the series opener at No. 1 Rice on May 12.

However, Lincoln was one of the Cougars' leading hitters all season. In 2006, he compiled a .295 batting average with 14 home runs and a team-leading 53 RBI. He blasted a three-run walk-off homer in the bottom of the 10th inning to lead the Cougars to an 11-10 win over Texas-San Antonio in the season opener on Feb. 7.

With his pitching and offensive numbers, Lincoln ranked among the Top 10 C-USA individual leaders in five of the six Triple Crown categories for the majority of the 2006 season.



2006 - Jake Smith, East Carolina

Johnny Bench Award Winner

East Carolina catcher Jake Smith was named the 2006 Coleman Company-Johnny Bench Award recipient, which is given to the nation's top collegiate catcher by the Greater Wichita Area Sports Commission.

Smith, who earned National Collegiate Baseball Writers Association (NCBWA) and Louisville Slugger Second-Team All-America honors, led the Pirates in seven offensive categories in 2006, including average, hits, doubles, RBI, total bases and slugging percentage, while ranking second in home runs with 13.

The Greensboro, N.C., native became the eighth Pirate to earn First-Team All-Conference USA honors with his selection in May. Earlier in the season Smith took home C-USA Hitter-of-the-Week honors on Feb. 27 after collecting a then-best five RBI against Duke in a 19-5 win. Smith finished his collegiate career with 29 home runs and 135 RBIs, which ranks in the top 12 on ECU's all-time charts.



National Players of the Year

- 2010 Anthony Rendon, Rice**
(Dick Howser Trophy Winner, Baseball America National Player of the Year, ABCA/Rawlings National Player of the Year, Rivals.com National Player of the Year)
- 2006 Brad Lincoln, Houston**
(Dick Howser Trophy Winner, ABCA/Rawlings National Player of the Year, Brooks Wallace Award)
- 2006 Jake Smith, East Carolina**
(Johnny Bench Award Winner)
- 2003 Jeff Niemann, Rice**
(College Baseball Insider)
- 1999 Mario Ramos, Rice**
(College Baseball Insider)
- 1998 Damon Thames, Rice**
(ABCA/Rawlings National Player of the Year)
- 1997 Lance Berkman, Rice**
(Robert E. Smith Award, NCBWA)

National Freshmen of the Year

- 2009 Anthony Rendon, Rice**
(Baseball America, Collegiate Baseball)
- 2007 Ryan Berry, Rice**
(Baseball America, Collegiate Baseball)
- 2005 Joe Savery, Rice**
(Baseball America, Collegiate Baseball)
- 2002 Darryl Lawhorn, East Carolina**
(Baseball America)
- Philip Humber, Rice**
(Baseball America)
- Vincent Sinisi, Rice**
(Baseball America)
- 2001 Michael Aubrey, Tulane**
(Baseball America, Collegiate Baseball, The Sporting News)
- 1999 James Jurries, Tulane**
(Baseball America, Collegiate Baseball, College Baseball Insider)

CONFERENCE USA PLAYERS IN MAJOR LEAGUE BASEBALL

The following is a list of active players from Conference USA schools who are currently playing at the major league level.

Player	Pos.	MLB Affiliation	C-USA School
R.J. Alvarez	RHP	Oakland A's	Florida Atlantic
Jeff Beliveau	LHP	Baltimore Orioles	Florida Atlantic
Dan Straily	RHP	Houston Astros	Marshall
Bryce Brentz	OF	Boston Red Sox	Middle Tennessee
Michael McKenry	C	Colorado Rockies	Middle Tennessee
Kenny Roberts	LHP	Philadelphia Phillies	Middle Tennessee
Daniel Hudson	RHP	Arizona Diamondbacks	Old Dominion
Justin Verlander	RHP	Detroit Tigers	Old Dominion
Tony Cingrani	LHP	Cincinnati Reds	Rice
Tyler Duffey	RHP	Minnesota Twins	Rice
Brock Holt	IF	Boston Red Sox	Rice
Paul Janish	IF	Baltimore Orioles	Rice
Lucas Luetge	LHP	Los Angeles Angels	Rice
Anthony Rendon	3B	Washington Nationals	Rice
Scott Copeland	RHP	Toronto Blue Jays	Southern Miss
Brian Dozier	IF	Minnesota Twins	Southern Miss



Brian Dozier



Brock Holt



Anthony Rendon



Justin Verlander

CONFERENCE USA PLAYERS IN MINOR LEAGUE BASEBALL

The following is a list of players that are playing professionally in the minor leagues. Teams listed are 2015 squads. (as of Jan. 28, 2016)

Player	Pos.	Team	League	MLB Affiliation	C-USA School
Tyler Barnette	P	Birmingham	Southern (AA)	Chicago White Sox	Charlotte
Ryan Butler	P	San Antonio	Texas (AA)	San Diego	Charlotte
Brock Hudgens	P	Wisconsin	Midwest (A)	Milwaukee	Charlotte
Justin Seager	1B/DH	Bakersfield	California (A)	Seattle	Charlotte
Tyler Alexander	LHP	Fargo	American Association	Independent	FIU
Josh Anderson	IF	Hillsboro	Northwest (A)	Arizona	FIU
Danny Dopico	P	Great Falls	Pioneer (R)	Chicago White Sox	FIU
Rudy Flores	1B	Mobile	Southern (AA)	Arizona	FIU
Mike Franco	P	Charlotte	Florida State (A)	Tampa Bay	FIU
Julius Gaines	IF	AZL Mariners	Arizona Fall League	Seattle	FIU
Aramis Garcia	C	San Jose	California (A)	San Francisco	FIU
Mike Gomez	P	Great Falls	Pioneer (R)	Chicago White Sox	FIU
Jabari Henry	OF	Jackson	Southern (AA)	Seattle	FIU
Jorge Marban	P	Pawtucket	International (AAA)	Boston	FIU
Edwin Rios	IF	Ogden	Pioneer (R)	LA Dodgers	FIU
Gianni Zayas	P	AZL Mariners	Arizona Fall League	Seattle	FIU
Kevin Alexander	P	Palm Beach	Florida State (A)	St. Louis	Florida Atlantic
Roman Collins	OF	Idaho Falls	Pioneer (R)	Kansas City	Florida Atlantic
Ryan Garton	P	Montgomery	Southern (AA)	Tampa Bay	Florida Atlantic
Austin Gomber	P	Peoria	Midwest (A)	St. Louis	Florida Atlantic
Bo Logan	OF	Schaumburg	Frontier	Independent	Florida Atlantic
Seth McGarry	P	West Virginia	N.Y. Penn (A)	Pittsburgh	Florida Atlantic
Jake Meiers	P	Joplin	American Association	Independent	Florida Atlantic
Kyle Miller	P	Eugene	Northwest (A)	Chicago Cubs	Florida Atlantic
Mitch Morales	IF	Lake Elsinore	California (A)	San Diego	Florida Atlantic
Brendon Sanger	OF	Orem	Pioneer (R)	LA Angels	Florida Atlantic
Mickey Storey	P	Tulsa	Texas (AA)	LA Dodgers	Florida Atlantic
Jeremy Strawn	P	Kansas City	American Association	Independent	Florida Atlantic
Sam Alvis	P	Jupiter	Florida State (A)	Miami	Louisiana Tech
Ryan Gebhardt	SS	Carolina	Carolina (AA)	Atlanta	Louisiana Tech
Phil Maton	P	Tri-City	Northwest (A)	San Diego	Louisiana Tech
Isaac Ballou	OF	Syracuse	International (AAA)	Washington	Marshall
Aaron Blair	P	Reno	Pacific Coast (AAA)	Arizona	Marshall
Joe Church	P	AZL Padres	Arizona Fall League	San Diego	Marshall
Kevin Shackelford	P	Pensacola	Southern (AA)	Cincinnati	Marshall
Arik Sikula	P	New Hampshire	Eastern (AA)	Toronto	Marshall
Hunter Adkins	P	Jupiter	Florida State (A)	Miami	Middle Tennessee
Matt Blackham	P	Brooklyn	N.Y. - Penn (A)	New York Mets	Middle Tennessee
Bryce Brentz	OF	Pawtucket	International (AAA)	Boston	Middle Tennessee
Zac Curtis	P	Kane County	Midwest (A)	Arizona	Middle Tennessee
Nathan Foriest	P	Lake Elsinore	California (A)	San Diego	Middle Tennessee
Jonathan Frebis	P	Kannapolis	South Atlantic (A)	Chicago White Sox	Middle Tennessee
Ronnie Jebavy	OF	Salem-Keizer	Northwest (A)	San Francisco	Middle Tennessee
Kenny Roberts	P	Lehigh Valley	International (AAA)	Philadelphia	Middle Tennessee
Heath Slatton	P	Salem-Keizer	Northwest (A)	San Francisco	Middle Tennessee
Kyle Hald	P	Memphis	Pacific Coast (AAA)	St. Louis	Old Dominion
P.J. Higgins	IF	Eugene	Northwest (A)	Chicago Cubs	Old Dominion
Taylor Ostrich	IF	AZL Royals	Arizona Fall League	Kansas City	Old Dominion
Connor Overton	P	Syracuse	International (AAA)	Washington	Old Dominion
Greg Tomchick	P	State College	N.Y. - Penn (A)	St. Louis	Old Dominion
Ben Verlander	OF	Lakeland	Florida State (A)	Detroit	Old Dominion
Ryan Yarbrough	P	Bakersfield	California (A)	Seattle	Old Dominion
Leon Bird	IF	Spokane	Northwest (A)	Texas	Rice
Matt Ditman	P	Burlington	Appalachian (A)	Kansas City	Rice
Tyler Duffey	P	Rochester	International (AAA)	Minnesota	Rice
Skyler Ewing	1B	Augusta	South Atlantic (A)	San Francisco	Rice
Rick Hague	SS	Syracuse	International (AAA)	Washington	Rice
Shane Hoelscher	IF	Modesto	California (A)	Colorado	Rice
Austin Kubitzka	P	Erie	Eastern (AA)	Detroit	Rice
Zech Lemond	P	Lake Elsinore	California (A)	San Diego	Rice
Craig Manuel	C	Syracuse	International (AAA)	Washington	Rice
Kevin McCanna	P	Tri-City	N.Y. - Penn (A)	Houston	Rice
Austin Orewiler	P	Billings	Pioneer (R)	Cincinnati	Rice
Bryan Price	P	Columbus	International (AAA)	Cleveland	Rice
Jeremy Rathjen	OF	Tulsa	Texas (AA)	LA Dodgers	Rice
Michael Ratterree	OF	Brevard County	Florida State (A)	Milwaukee	Rice



R.J. Alvarez



Dan Straily



Scott Copeland

Player	Pos.	Team	League	MLB Affiliation	C-USA School
Josh Rodriguez	3B	Las Vegas	Pacific Coast (AAA)	New York Mets	Rice
John Simms	P	Harrisburg	Eastern (AA)	Washington	Rice
Caleb Smith	P	AZL Brewers	Arizona Fall League	Milwaukee	Rice
Tyler Spurlin	P	Brevard County	Florida State (A)	Milwaukee	Rice
Jordan Stephens	P	Great Falls	Pioneer (R)	Chicago White Sox	Rice
Christian Stringer	IF	Kannapolis	South Atlantic (A)	Chicago White Sox	Rice
John Williamson	P	Eugene	Northwest (A)	Chicago Cubs	Rice
Cody Carroll	P	Pulaski	Appalachian (R)	NY Yankees	Southern Miss
Scott Copeland	P	Buffalo	International (AAA)	Toronto	Southern Miss
Jake Drehoff	P	Greenville	South Atlantic (A)	Boston	Southern Miss
Conor Fisk	P	Dunedin	Florida State (A)	Toronto	Southern Miss
Ashley Graeter	IF	Modesto	California (A)	Colorado	Southern Miss
Breck Kline	P	Greensboro	South Atlantic (A)	Miami	Southern Miss
Ryan Milton	P	Connecticut	N.Y. - Penn (A)	Detroit	Southern Miss
Taylor Nunez	P	Greenville	South Atlantic (A)	Boston	Southern Miss
Mason Robbins	P	Kannapolis	South Atlantic (A)	Chicago White Sox	Southern Miss
Bradley Roney	P	Carolina	Carolina (A)	Atlanta	Southern Miss
Christian Talley	P	Grand Junction	Pioneer (R)	Colorado	Southern Miss
Jamal Austin	OF	Sussex County	Canadian-American	International	UAB
Adam Lau	P	GCL Red Sox	Gulf Coast (R)	Boston	UAB
Turner Lee	P	Vancouver	Northwest (A)	Toronto	UAB
Alex Luna	P	Burlington	Appalachian (R)	Kansas City	UAB
Chase Mallard	P	Lansing	Midwest (A)	Toronto	UAB
James Naile	P	Vermont	N.Y. - Penn (A)	Oakland	UAB
Patrick Palmeiro	IF	Sugar Land	Atlantic	Independent	UAB
Justin Anderson	P	Burlington	Midwest (A)	LA Angels	UTSA
John Bormann	C	Bristol	Appalachian (R)	Pittsburgh	UTSA
Brock Hartson	P	Mahoning Valley	N.Y. - Penn (A)	Cleveland	UTSA
Michael Kraft	P	Dunedin	Florida State (A)	Toronto	UTSA
Daniel Rockett	OF	Wilmington	Carolina (A)	Kansas City	UTSA
Michael Rockett	OF	Camden	Atlantic	Independent	UTSA
Kes Carter	OF	Montgomery	Southern (AA)	Tampa Bay	WKU
Terrence Dayleg	IF	Jacksonville	Southern (AA)	Miami	WKU
Philip Diedrick	OF	GCL Nationals	Gulf Coast (R)	Washington	WKU
Andrew Edwards	P	Wilmington	Carolina (A)	Kansas City	WKU
Wade Gaynor	IF	Toledo	International (AAA)	Detroit	WKU
Anderson Miller	OF	Lexington	South Atlantic (A)	Kansas City	WKU
Ian Tompkins	P	Idaho Falls	Pioneer (R)	Kansas City	WKU
Phil Wetherall	P	Trenton	Eastern (AA)	NY Yankees	WKU



Michael McHenry



Tyler Duffey



Daniel Hudson

DRAFTEES

2015 CONFERENCE USA BASEBALL DRAFTEES

FIU

Edwin Rios	1B	6th Round	Los Angeles Dodgers
Danny Dopico	RHP	11th Round	Chicago White Sox
Julius Gaines	SS	33rd Round	Seattle Mariners
Gianni Zayas	RHP	35th Round	Seattle Mariners
Josh Anderson	3B	38th Round	Arizona Diamondbacks

FLORIDA ATLANTIC

Brendon Sanger	OF	4th Round	Los Angeles Angels
Roman Collins	OF	5th Round	Kansas City Royals
Seth McGarry	RHP	8th Round	Pittsburgh Pirates
Kyle Miller	RHP	19th Round	Chicago Cubs
Drew Jackson	RHP	35th Round	San Francisco Giants
Billy Endris	OF	39th Round	Kansas City Royals

LOUISIANA TECH

Phil Maton	RHP	20th Round	San Diego Padres
------------	-----	------------	------------------

MIDDLE TENNESSEE

Ronnie Jebavy	OF	5th Round	San Francisco Giants
Heath Slatton	RHP	18th Round	San Francisco Giants
Jonathan Frebis	LHP	33rd Round	Chicago White Sox
Nathan Foriest	LHP	35th Round	San Diego Padres

OLD DOMINION

P.J. Higgins	IF	12th Round	Chicago Cubs
Greg Tomchick	RHP	27th Round	St. Louis Cardinals
Taylor Ostrich	1B	34th Round	Kansas City Royals

RICE

Jordan Stephens	RHP	5th Round	Chicago White Sox
Leon Byrd	IF	10th Round	Texas Rangers
Kevin McCanna	RHP	13th Round	Houston Astros
Austin Orewiler	RHP	14th Round	Cincinnati Reds
Matt Ditman	RHP	16th Round	Kansas City Royals
John Clay Reeves	C	20th Round	Washington Nationals
John Williamson	LHP	23rd Round	Chicago Cubs

SOUTHERN MISS

Cody Carroll	RHP	22nd Round	New York Yankees
Ryan Milton	RHP	23rd Round	Detroit Tigers
James McMahon	RHP	24th Round	Colorado Rockies

UAB

Alex Luna	RHP	10th Round	Kansas City Royals
James Naile	RHP	20th Round	Oakland A's
Adam Lau	RHP	37th Round	Boston Red Sox

UTSA

Brock Hartson	RHP	21st Round	Cleveland Indians
John Bormann	C	24th Round	Pittsburgh Pirates

WKU

Anderson Miller	OF	3rd Round	Kansas City Royals
Philip Diedrick	OF	29th Round	Washington Nationals

2014 CONFERENCE USA BASEBALL DRAFTEES

CHARLOTTE

Ryan Butler	RHP	7th Round	San Diego Padres
Brock Hudgens	RHP	31st Round	Milwaukee Brewers

EAST CAROLINA

Jeff Hoffman	RHP	1st Round	Toronto Blue Jays
Ryan Williams	RHP	10th Round	Chicago Cubs
Zach Houchins	3B	13th Round	Los Angeles Angels
Tyler Bolton	RHP	33rd Round	Arizona Diamondbacks

FIU

Aramis Garcia	C	2nd Round	San Francisco Giants
Mike Franco	RHP	7th Round	Tampa Bay Rays
Mike Gomez	LHP	13th Round	Chicago White Sox

FLORIDA ATLANTIC

Austin Gomber	LHP	4th Round	St. Louis Cardinals
Mitch Morales	SS	29th Round	San Diego Padres

MIDDLE TENNESSEE

Zac Curtis	LHP	6th Round	Arizona Diamondbacks
Matt Blackham	RHP	29th Round	New York Mets
Trent Miller	OF	40th Round	Toronto Blue Jays

OLD DOMINION

Ryan Yarbrough	LHP	4th Round	Seattle Mariners
Connor Overton	RHP	15th Round	Miami Marlins

RICE

Zech Lemond	RHP	3rd Round	San Diego Padres
Skyler Ewing	1B	6th Round	San Francisco Giants
Caleb Smith	RHP	15th Round	Milwaukee Brewers
Matt Ditman	RHP	15th Round	St. Louis Cardinals
Shane Hoelscher	3B	17th Round	Colorado Rockies

SOUTHERN MISS

Bradley Roney	RHP	8th Round	Atlanta Braves
Conor Fisk	RHP	24th Round	Toronto Blue Jays
Mason Robbins	OF	25th Round	Chicago White Sox
Taylor Nunez	RHP	27th Round	Boston Red Sox

TULANE

Randy LeBlanc	RHP	10th Round	Minnesota Twins
Kyle McKenzie	RHP	20th Round	Tampa Bay Rays
Tyler Mapes	RHP	30th Round	Washington Nationals

UAB

Chase Mallard	RHP	14th Round	Toronto Blue Jays
---------------	-----	------------	-------------------

UTSA

Justin Anderson	RHP	14th Round	Los Angeles Angels
John Bormann	C	19th Round	Los Angeles Angels
Matt Sims	RHP	27th Round	Atlanta Braves
Michael Kraft	LHP	37th Round	Toronto Blue Jays

2013 CONFERENCE USA BASEBALL DRAFTEES

EAST CAROLINA

Jack Reinheimer	SS	5th Round	Seattle Mariners
Chase McDonald	1B	12th Round	Houston Astros
William Chrismon	RHP	26th Round	Houston Astros

HOUSTON

Austin Pruitt	RHP	9th Round	Tampa Bay Rays
Daniel Poncedeleon	RHP	14th Round	Chicago Cubs
Matt Hernandez	1B	23rd Round	Los Angeles Angels
Frankie Ratcliff	SS	40th Round	Arizona Diamondbacks

MARSHALL

Aaron Blair	RHP	1st Round	Arizona Diamondbacks
Isaac Ballou	OF	15th Round	Washington Nationals

MEMPHIS

Sam Moll	LHP	3rd Round	Colorado Rockies
Erik Schoenrock	LHP	11th Round	San Diego Padres

RICE

Austin Kubitzka	RHP	4th Round	Detroit Tigers
Michael Ratterree	OF	10th Round	Milwaukee Brewers
John Simms	RHP	11th Round	Washington Nationals
Christian Stringer	IF	16th Round	Chicago White Sox
Geoff Perrott	C	17th Round	Washington Nationals

SOUTHERN MISS

Andrew Pierce	RHP	8th Round	St. Louis Cardinals
Jake Drehoff	LHP	12th Round	Boston Red Sox

TULANE

David Napoli	LHP	8th Round	Washington Nationals
Brennan Middleton	SS	10th Round	Washington Nationals
Garrett Cannizaro	3B	18th Round	Los Angeles Angels
Tony Rizzotti	RHP	25th Round	San Diego Padres
Alex Byrd	RHP	33rd Round	Arizona Diamondbacks

UCF

Ben Lively	RHP	4th Round	Cincinnati Reds
------------	-----	-----------	-----------------

2012 CONFERENCE USA BASEBALL DRAFTEES

EAST CAROLINA

Zach Wright	C	12th Round	Los Angeles Angels
Kevin Brandt	LHP	18th Round	Tampa Bay Rays
Jharel Cotton	RHP	20th Round	Los Angeles Dodgers
Corey Thompson	3B	31st Round	Chicago White Sox
Tyler Joyner	LHP	35th Round	Kansas City Royals
John Wooten	1B	37th Round	Oakland A's

HOUSTON

Mo Wiley	RHP	28th Round	Cincinnati Reds
John Cannon	C	29th Round	Los Angeles Dodgers
Jared Ray	RHP	34th Round	Arizona Diamondbacks

MARSHALL

Joe Church	RHP	17th Round	San Diego Padres
Mike Mason	LHP	24th Round	Colorado Rockies

MEMPHIS

Dan Langfield	RHP	3rd Round	Cincinnati Reds
Jacob Wilson	3B	10th Round	St. Louis Cardinals

RICE

J.T. Chargois	RHP	2nd Round	Minnesota Twins
Tyler Duffey	RHP	5th Round	Minnesota Twins
Craig Manuel	C	10th Round	Washington Nationals
Jeremy Rathjen	OF	11th Round	Los Angeles Dodgers
Matthew Reckling	RHP	14th Round	Los Angeles Dodgers
Andrew Benak	RHP	14th Round	New York Yankees
Taylor Wall	LHP	22nd Round	Milwaukee Brewers
Chase McDowell	RHP	30th Round	Pittsburgh Pirates

SOUTHERN MISS

Austin Davis	RHP	31st Round	Boston Red Sox
--------------	-----	------------	----------------

TULANE

Jeremy Schaffer	C	18th Round	St. Louis Cardinals
Garrett Cannizaro	SS	32nd Round	New York Yankees

UCF

Joe Rogers	LHP	5th Round	Detroit Tigers
Roman Madrid	RHP	7th Round	San Diego Padres
Darnell Sweeney	SS	13th Round	Los Angeles Dodgers
Ronnie Richardson	OF	16th Round	San Diego Padres
D.J. Hicks	1B	17th Round	Minnesota Twins
Matt Collins	RHP	37th Round	Los Angeles Angels

2011 CONFERENCE USA BASEBALL DRAFTEES

EAST CAROLINA

Mike Wright	RHP	3rd Round	Baltimore Orioles
Zach Wright	C	6th Round	Philadelphia Phillies
Seth Maness	RHP	11th Round	St. Louis Cardinals
Shawn Armstrong	RHP	18th Round	Cleveland Indians
Brad Mincey	RHP	28th Round	Florida Marlins
Seth Simmons	RHP	40th Round	Arizona Diamondbacks

HOUSTON

Caleb Ramsey	OF	11th Round	Washington Nationals
--------------	----	------------	----------------------

MARSHALL

Greg Williams	LHP	12th Round	Texas Rangers
Rhett Stafford	C/OF	22nd Round	Oakland A's
Mike Mason	LHP	23rd Round	Texas Rangers
Isaac Ballou	OF	36th Round	Pittsburgh Pirates
Arik Sikula	RHP	36th Round	Toronto Blue Jays
Joe Church	RHP	40th Round	Los Angeles Angels
Kenny Socorro	SS	44th Round	Chicago Cubs
Shane Farrell	RHP	46th Round	Toronto Blue Jays

MEMPHIS

Drew Martinez	OF	10th Round	Los Angeles Angels
Ben Paullus	RHP	19th Round	New York Yankees
Chad Zurcher	SS	31st Round	New York Mets
Phillip Chapman	C	35th Round	Minnesota Twins
Ryan Holland	LHP	39th Round	San Francisco Giants

RICE

Anthony Rendon	3B	1st Round	Washington Nationals
Tony Cingrani	LHP	3rd Round	Cincinnati Reds
Matthew Reckling	RHP	22nd Round	Cleveland Indians
Abe Gonzales	LHP	33rd Round	Kansas City Royals
Jeremy Rathjen	OF	41st Round	New York Yankees

SOUTHERN MISS

B.A. Vollmuth	IF	3rd Round	Oakland A's
Tyler Koelling	OF	19th Round	Minnesota Twins
Collin Cargill	RHP	22nd Round	Florida Marlins
Todd McInnis	RHP	25th Round	St. Louis Cardinals

UAB

Jamal Austin	OF	13th Round	Seattle Mariners
Ryan Woolley	RHP	13th Round	Detroit Tigers

UCF

Beau Taylor	C	5th Round	Oakland A's
Danny Winkler	RHP	20th Round	Colorado Rockies
Jonathan Griffin	1B	21st Round	Arizona Diamondbacks
Chris Matulis	LHP	29th Round	St. Louis Cardinals
Ronnie Richardson	OF	31st Round	Chicago Cubs
Chase Bradford	RHP	35th Round	New York Mets
Derek Luciano	3B	44th Round	Arizona Diamondbacks

2010 CONFERENCE USA BASEBALL DRAFTEES

EAST CAROLINA

Kyle Roller	DH	8th Round	New York Yankees
Dustin Harrington	SS	34th Round	Chicago Cubs
Seth Maness	RHP	41st Round	Florida Marlins
Devin Harris	OF	48th Round	San Francisco Giants

HOUSTON

Blake Kelso	SS	10th Round	Washington Nationals
Michael Goodnight	RHP	13th Round	Cleveland Indians
Chris Wallace	C	16th Round	Houston Astros
Ty Stuckey	LHP	26th Round	Cincinnati Reds
William Kankel	LHP	33rd Round	Milwaukee Brewers
Jared Ray	RHP	38th Round	Minnesota Twins

MARSHALL

Kevin Shackelford	RHP	21st Round	Milwaukee Brewers
Ryan Kiel	LHP	37th Round	Seattle Mariners

RICE

Rick Hague	SS	3rd Round	Washington Nationals
Diego Seastrunk	C	14th Round	Cleveland Indians
Jimmy Comerota	IF	18th Round	Arizona Diamondbacks
Chad Mozingo	OF	20th Round	Washington Nationals

Mike Ojala	RHP	25th Round	Florida Marlins
Stephen Sultzbauh	OF	31st Round	Arizona Diamondbacks
Jared Rogers	RHP	36th Round	Florida Marlins

SOUTHERN MISS

Scott Copeland	RHP	21st Round	Baltimore Orioles
Todd McInnis	RHP	32nd Round	Oakland A's

TULANE

Rob Segedin	3B	3rd Round	New York Yankees
Preston Claiborne	RHP	17th Round	New York Yankees

UAB

Luke Stewart	1B	20th Round	New York Mets
Nick Graffeo	LHP	38th Round	Kansas City Royals
Ryan Woolley	RHP	39th Round	Texas Rangers

UCF

Owen Dew	RHP	21st Round	Cleveland Indians
Shane Brown	OF	23rd Round	New York Yankees
Chris Duffy	OF	26th Round	Philadelphia Phillies

2009 CONFERENCE USA BASEBALL DRAFTEES

EAST CAROLINA

Devin Harris	OF	8th Round	Baltimore Orioles
Ryan Wood	IF/P	11th Round	Kansas City Royals
Chris Heston	RHP	12th Round	San Francisco Giants
Stephen Batts	IF/OF	19th Round	Philadelphia Phillies
Kyle Roller	1B	47th Round	Oakland Athletics

HOUSTON

Donnie Joseph	LHP	3rd Round	Cincinnati Reds
Wes Musick	LHP	9th Round	Colorado Rockies
Frank Corolla	RHP	19th Round	Washington Nationals

MARSHALL

Dan Straily	RHP	24th Round	Oakland A's
-------------	-----	------------	-------------

RICE

Brock Holt	2B	9th Round	Pittsburgh Pirates
Ryan Berry	RHP	9th Round	Baltimore Orioles
Diego Seastrunk	C	31st Round	San Francisco Giants
Mike Ojala	RHP	34th Round	Milwaukee Brewers
Stephen Sultzbauh	OF	41st Round	Milwaukee Brewers

SOUTHERN MISS

Brian Dozier	SS	8th Round	Minnesota Twins
JR Ballinger	RHP	11th Round	Chicago White Sox
James Ewing	2B	12th Round	New York Mets
Bo Davis	OF	24th Round	San Diego Padres

TULANE

Josh Prince	SS	3rd Round	Milwaukee Brewers
Aaron Loup	LHP	9th Round	Toronto Blue Jays
Josh Zeid	RHP	10th Round	Philadelphia Phillies
Sam Honeck	1B	11th Round	New York Mets
Taylor Rogers	RHP	25th Round	San Francisco Giants

UAB

Ryan Woolley	RHP	6th Round	Atlanta Braves
--------------	-----	-----------	----------------

UCF

Austin Hudson	RHP	27th Round	Seattle Mariners
Chadd Hartman	OF	43rd Round	San Diego Padres
Shane Brown	C/IF	47th Round	New York Yankees

2008 CONFERENCE USA BASEBALL DRAFTEES

EAST CAROLINA

Justin Bristow	RHP	5th Round	Chicago Cubs
Corey Kemp	C	14th Round	Milwaukee Brewers
T.J. Hose	RHP	36th Round	Arizona Diamondbacks
Ryan Wood	IF	42nd Round	Milwaukee Brewers

HOUSTON

Wes Musick	LHP	24th Round	San Francisco Giants
Ryan Lormand	2B	26th Round	San Francisco Giants
Bryan Pounds	3B	34th Round	Detroit Tigers
Jimmy Cesario	IF	46th Round	Colorado Rockies

MARSHALL

Nate Lape	OF	20th Round	Colorado Rockies
Steve Blevins	RHP	21st Round	Minnesota Twins
Tommy Johnson	C	27th Round	Seattle Mariners

MEMPHIS

Scott McGregor	RHP	15th Round	St. Louis Cardinals
Neil Schenk	RHP	23rd Round	Tampa Bay Rays
Will Hudgens	RHP	23rd Round	Cincinnati Reds
Chris Kirkland	RHP	36th Round	Seattle Mariners

RICE

Bryan Price	RHP	1st Round	Boston Red Sox
Cole St.Clair	LHP	7th Round	Los Angeles Dodgers
Adam Zornes	C	7th Round	San Diego Padres
Aaron Luna	OF	9th Round	St. Louis Cardinals
Matt Langwell	RHP	11th Round	Cleveland Indians
Jared Gayheart	OF	12th Round	Detroit Tigers
Bobby Bell	RHP	18th Round	Toronto Blue Jays

Lucas Luetge	RHP	21st Round	Milwaukee Brewers
Chris Kelley	RHP	24th Round	Washington Nationals
Jonathan Runnels	LHP	29th Round	Los Angeles Dodgers
J.P. Padron	1B	44th Round	Washington Nationals

SOUTHERN MISS

Tyler Conn	LHP	14th Round	Detroit Tigers
Josh Billeaud	RHP	18th Round	Chicago White Sox
Trey Sutton	1B	20th Round	San Francisco Giants
Brian Leach	RHP	25th Round	Pittsburgh Pirates

TULANE

Shooter Hunt	RHP	1st Round	Minnesota Twins
Anthony Sclaffo	OF/IF	8th Round	Tampa Bay Rays

UAB

Ryan Keedy	1B	16th Round	Chicago Cubs
------------	----	------------	--------------

UCF

Mitch Herold	RHP	16th Round	Boston Red Sox
Mitch Houck	LHP	17th Round	New York Mets
Robert Lara	C	19th Round	San Diego Padres
Dwayne Bailey	2B	21st Round	Los Angeles Angels

2007 CONFERENCE USA BASEBALL DRAFTEES

EAST CAROLINA

Shane Mathews	RHP	8th Round	Baltimore Orioles
Dale Mollenhauer	IF	17th Round	Chicago White Sox
Dustin Sasser	LHP	21st Round	Chicago Cubs
Jason Neitz	LHP	37th Round	San Francisco Giants

HOUSTON

Aaron Brown	RHP	9th Round	Seattle Mariners
-------------	-----	-----------	------------------

MEMPHIS

Bill Moss	2B	28th Round	Chicago Cubs
-----------	----	------------	--------------

RICE

Joe Savery	LHP	1st Round	Philadelphia Phillies
Brian Friday	SS	3rd Round	Pittsburgh Pirates
Cole St.Clair	LHP	7th Round	Cleveland Indians
Tyler Henley	OF	8th Round	St. Louis Cardinals
Danny Lehmann	C	8th Round	Minnesota Twins
Bobby Bramhall	LHP	18th Round	Milwaukee Brewers
Adam Zornes	C	24th Round	Cleveland Indians
Jonathan Runnels	LHP	29th Round	Toronto Blue Jays
Chris Kelley	RHP	34th Round	Arizona Diamondbacks
Ryne Tacker	RHP	34th Round	Oakland A's
Scott Lonergan	RHP	37th Round	Boston Red Sox
Chad Lembeck	OF	44th Round	Colorado Rockies
Travis Reagan	C	45th Round	Washington Nationals
Kyle Gunderson	RHP	48th Round	Washington Nationals

SOUTHERN MISS

David Clark	RHP	13th Round	Los Angeles Angels
Tyler Conn	LHP	36th Round	Arizona Diamondbacks

TULANE

Sean Morgan	RHP	4th Round	Arizona Diamondbacks
Brad Emaus	IF	11th Round	Toronto Blue Jays
Daniel Latham	RHP	15th Round	Minnesota Twins
Brandon Gomes	RHP	17th Round	San Diego Padres
Warren McFadden	OF	28th Round	Detroit Tigers
Cat Everett	SS	44th Round	Houston Astros

UCF

Tim Bascom	RHP	4th Round	Baltimore Orioles
------------	-----	-----------	-------------------

2006 CONFERENCE USA BASEBALL DRAFTEES

EAST CAROLINA

Jake Smith	C	21st Round	Oakland Athletics
Shane Mathews	RHP	26th Round	San Francisco Giants

HOUSTON

Brad Lincoln	RHP	1st Round	Pittsburgh Pirates
Matt Weston	OF	12th Round	San Francisco Giants
Brett Logan	C	26th Round	Washington Nationals
Isa Garcia	2B	34th Round	St. Louis Cardinals

MEMPHIS

Rickey Brooks	RHP	3rd Round	Chicago White Sox
---------------	-----	-----------	-------------------

RICE

Josh Rodriguez	3B	2nd Round	Cleveland Indians
Bryce Cox	RHP	3rd Round	Boston Red Sox
Eddie Degerman	RHP	4th Round	St. Louis Cardinals
Greg Buchanan	2B	9th Round	Houston Astros
Craig Crow	RHP	11th Round	Texas Rangers
Nathan Tacker	RHP	49th Round	Seattle Mariners
Tyler Henley	OF	50th Round	Houston Astros

SOUTHERN MISS

Marc Maddox	IF	9th Round	Kansas City Royals
Daniel Best	RHP	14th Round	Kansas City Royals
Toddric Johnson	OF	14th Round	Oakland Athletics
Scott Massey	RHP	24th Round	Pittsburgh Pirates
Damion Carter	OF	46th Round	Kansas City Royals

TULANE

Mark Hamilton	1B	2nd Round	St. Louis Cardinals
Nathan Southard	OF	17th Round	St. Louis Cardinals
Billy Mohl	RHP	25th Round	Philadelphia Phillies

UCF

Tim Bascom	RHP	6th Round	San Diego Padres
------------	-----	-----------	------------------

2005 CONFERENCE USA BASEBALL DRAFTEES

CINCINNATI

Mark Haske	SS	23rd Round	Detroit Tigers
Josh Kay	RHP	31st Round	Oakland A's

EAST CAROLINA

Ricky Brooks	RHP	3rd Round	Chicago White Sox
Billy Richardson	SS	14th Round	San Diego Padres
Mark Minicozzi	IF	17th Round	San Francisco Giants
Brian Cavanaugh	OF	21st Round	San Diego Padres

HOUSTON

Kevin Roberts	RHP	5th Round	Milwaukee Brewers
Justin Vaclavik	RHP	7th Round	Pittsburgh Pirates
Travis Tully	OF	23rd Round	Arizona Diamondbacks

SOUTHERN MISS

Brad Willcutt	C	27th Round	Milwaukee Brewers
---------------	---	------------	-------------------

TCU

Lance Broadway	RHP	1st Round	Chicago White Sox
Kyle Dahlberg	C	13th Round	Baltimore Orioles
Stuart Musslewhite	IF	24th Round	Baltimore Orioles
Shawn Ferguson	RHP	36th Round	Baltimore Orioles

TULANE

Brian Bogusevic	LHP	1st Round	Houston Astros
Micah Owings	RHP	3rd Round	Arizona Diamondbacks
Tommy Manzella	SS	3rd Round	Houston Astros
Greg Dini	C	12th Round	Los Angeles Angels

USF

Jeff Baisley	IF	12th Round	Oakland A's
--------------	----	------------	-------------

2004 CONFERENCE USA BASEBALL DRAFTEES

EAST CAROLINA

Greg Bunn	RHP	5th Round	Montreal Expos
Trevor Lawhorn	2B	9th Round	Cincinnati Reds
Ryan Norwood	1B	9th Round	Chicago Cubs
Darryl Lawhorn	OF	11th Round	Arizona Diamondbacks
John Poppert	C	17th Round	Montreal Expos
Matt Bishop	RHP	17th Round	Pittsburgh Pirates
Ryan Jones	OF	22nd Round	Oakland A's

HOUSTON

Garrett Mock	RHP	3rd Round	Arizona Diamondbacks
Rob Johnson	C	4th Round	Seattle Mariners
Matt Varner	RHP	11th Round	San Diego Padres
Rickey Putnam	RHP	20th Round	San Francisco Giants
Patrick Breen	OF	21st Round	Tampa Bay Devil Rays
Brett Cooley	1B	34th Round	St. Louis Cardinals

LOUISVILLE

J.T. LaFountain	1B	48th Round	Colorado Rockies
-----------------	----	------------	------------------

MEMPHIS

Brent Dlugach	SS	6th Round	Detroit Tigers
Jarrett Grube	RHP	10th Round	Colorado Rockies
Derek Hankins	RHP	10th Round	Pittsburgh Pirates
Bill Edwards	RHP	29th Round	Anaheim Angels

SOUTHERN MISS

Jarrett Hoffpauir	2B	6th Round	St. Louis Cardinals
Matt Shepherd	SS	8th Round	St. Louis Cardinals
Ryan Frith	OF	17th Round	Philadelphia Phillies
Austin Tubb	RHP	32nd Round	St. Louis Cardinals
Anthony DeWitt	RHP	36th Round	Houston Astros

TCU

Eugene Espinelli	LHP	14th Round	San Francisco Giants
Clayton Jerome	RHP	41st Round	Texas Rangers

TULANE

Wes Swackhamer	OF	5th Round	St. Louis Cardinals
Brian Bormaster	C	26th Round	Toronto Blue Jays
Cory Hahn	RHP	30th Round	Toronto Blue Jays

USF

Devin Ivany	C	6th Round	Montreal Expos
Myron Leslie	3B	8th Round	Oakland A's
Kyle Schmidt	RHP	14th Round	Baltimore Orioles
Mike Macaluso	SS	29th Round	Toronto Blue Jays



2003 CONFERENCE USA BASEBALL DRAFTEES

EAST CAROLINA

Glenn Tucker	RHP	11th Round	Atlanta Braves
Davey Penny	RHP	28th Round	Boston Red Sox

HOUSTON

Ryan Wagner	RHP	1st Round	Cincinnati Reds
Brad Sullivan	RHP	1st Round	Oakland A's
Michael Bourn	OF	4th Round	Philadelphia Phillies
Danny Zell	LHP	5th Round	Detroit Tigers
Brett Cooley	OF	23rd Round	Montreal Expos

LOUISVILLE

Mark Jurich	OF	13th Round	Atlanta Braves
Josh Bolen	OF	46th Round	Tampa Bay Devil Rays

MEMPHIS

Kevin House	CF	17th Round	St. Louis Cardinals
-------------	----	------------	---------------------

SOUTH FLORIDA

Myron Leslie	3B	11th Round	Philadelphia Phillies
David Austen	RHP	15th Round	Anaheim Angels
Jon Uhl	RHP	19th Round	Minnesota Twins

SOUTHERN MISS

Clint King	OF	3rd Round	Chicago White Sox
Bob McCrory	RHP	4th Round	Baltimore Orioles
Jeff Cook	OF	5th Round	Arizona Diamondbacks

TCU

Jake Duncan	OF	10th Round	Baltimore Orioles
Terry Troholz	OF	22nd Round	Milwaukee Brewers
Justin Hatcher	C	25th Round	Texas Rangers
Chris Osentowski	RHP	30th Round	Baltimore Orioles
Will Lewis	IF	32nd Round	Milwaukee Brewers

TULANE

Michael Aubrey	1B	1st Round	Cleveland Indians
Tony Giarratano	SS	3rd Round	Detroit Tigers
Jonny Kaplan	OF	12th Round	Arizona Diamondbacks
Cory Hahn	RHP	24th Round	Oakland A's

UAB

Mitch Jones	OF	25th Round	Tampa Bay Devil Rays
-------------	----	------------	----------------------

2002 CONFERENCE USA BASEBALL DRAFTEES

CHARLOTTE

John Maine	RHP	6th Round	Baltimore Orioles
------------	-----	-----------	-------------------

CINCINNATI

Chris Hamblen	C	3rd Round	Texas Rangers
---------------	---	-----------	---------------

EAST CAROLINA

Sam Narron	LHP	15th Round	Texas Rangers
Clayton McCullough	C	22nd Round	Cleveland Indians

HOUSTON

Jesse Crain	SS/RHP	2nd Round	Minnesota Twins
Chris Snyder	C	2nd Round	Arizona Diamondbacks
Brett Cooley	OF	33rd Round	San Francisco Giants
Keith Whatley	LHP	41st Round	Arizona Diamondbacks

LOUISVILLE

Adam Haley	SS	13th Round	Arizona Diamondbacks
------------	----	------------	----------------------

SAINT LOUIS

Wes Jaillot	RHP	29th Round	St. Louis Cardinals
-------------	-----	------------	---------------------

SOUTH FLORIDA

Jason Bartz	RHP	17th Round	Kansas City Royals
Mike Barclay	OF	28th Round	Boston Red Sox
Ryan Gloger	LHP	46th Round	Arizona Diamondbacks

SOUTHERN MISS

Shea Douglas	LHP	32nd Round	Cleveland Indians
--------------	-----	------------	-------------------

TCU

Walter Olmstead	1B	6th Round	Cincinnati Reds
Levi Robinson	SS	34th Round	Baltimore Orioles

TULANE

Nick Bourgeois	LHP	4th Round	Philadelphia Phillies
James Jurries	IF	6th Round	Atlanta Braves
Beau Richardson	LHP	34th Round	Philadelphia Phillies

2001 CONFERENCE USA BASEBALL DRAFTEES

CINCINNATI

Kevin Youkilis	3B	8th Round	Boston Red Sox
Curtus Moak	LHP	25th Round	Cincinnati Reds
Chris Hamblen	C	35th Round	San Francisco Giants

EAST CAROLINA

Lee Delfino	SS	6th Round	Toronto Blue Jays
Chad Tracy	3B	7th Round	Arizona Diamondbacks
John Williamson	OF	18th Round	Seattle Mariners
Joseph Hastings	IF	24th Round	San Diego Padres

MEMPHIS

Jason Wiedmeyer	LHP	6th Round	San Diego Padres
Daniel Ugglia	2B	11th Round	Arizona Diamondbacks
Layne Dawson	RHP	26th Round	Philadelphia Phillies

SAINT LOUIS

Dan Shouse	LHP	39th Round	St. Louis Cardinals
------------	-----	------------	---------------------

SOUTH FLORIDA

Brendan Fuller	RHP	13th Round	Toronto Blue Jays
Daniel Boyd	OF	26th Round	Milwaukee Brewers
Mike Eylward	3B	44th Round	Anaheim Angels

SOUTHERN MISS

Anthony Rawson	RHP	42nd Round	St. Louis Cardinals
----------------	-----	------------	---------------------

TCU

Erick Macha	SS	12th Round	Arizona Diamondbacks
Chris Bradshaw	RHP	14th Round	Texas Rangers
Chad Durham	RHP	25th Round	Houston Astros

TULANE

Jake Gautreau	3B	1st Round	San Diego Padres
Andy Cannizaro	SS	7th Round	New York Yankees
Matt Groff	OF	28th Round	Oakland A's

UAB

Rob Caputo	RHP	18th Round	Montreal Expos
Blake Allen	RHP	35th Round	Anaheim Angels

2000 CONFERENCE USA BASEBALL DRAFTEES

CHARLOTTE

Brian Treadway	RHP	3rd Round	San Francisco Giants
Daryl Clark	IF	17th Round	Milwaukee Brewers
Jason Hutton	OF	48th Round	Chicago Cubs

HOUSTON

Greg Runser	RHP	5th Round	Texas Rangers
Kyle Crowell	RHP	8th Round	Oakland A's
Shane Nance	LHP	11th Round	Los Angeles Dodgers
Kris Wilken	3B	12th Round	Baltimore Orioles
Brandon Caraway	OF	12th Round	Philadelphia Phillies
J.P. Woodward	1B	14th Round	San Diego Padres
Eric Lee	OF	18th Round	Houston Astros
Aaron Melebeck	SS	19th Round	Kansas City Royals
Jeremy Swindell	LHP	20th Round	Detroit Tigers
Jason Pekar	OF	30th Round	San Francisco Giants
Jarrold Bitter	C	33rd Round	San Diego Padres

LOUISVILLE

Sean Green	RHP	12th Round	Colorado Rockies
Brian Bentley	RHP	20th Round	Boston Red Sox

MEMPHIS

Jonathan Leicester	RHP	11th Round	Chicago Cubs
--------------------	-----	------------	--------------

SOUTH FLORIDA

Johnny Raburn	SS	16th Round	Anaheim Angels
---------------	----	------------	----------------

TULANE

Henry Bonilla	RHP	8th Round	Minnesota Twins
Mickey McKee	IF	32nd Round	Houston Astros

1999 CONFERENCE USA BASEBALL DRAFTEES

HOUSTON

Erick Burke	LHP	11th Round	Detroit Tigers
Bryan Moore	RHP	13th Round	Florida Marlins
Brandon Caraway	2B	18th Round	Colorado Rockies
Shane Nance	LHP	24th Round	Los Angeles Dodgers

LOUISVILLE

James McAuley	C	7th Round	Kansas City Royals
---------------	---	-----------	--------------------

MEMPHIS

Josh Stewart	LHP	4th Round	Chicago White Sox
Craig House	RHP	12th Round	Colorado Rockies

TULANE

Chad Sutter	C	23rd Round	New York Yankees
-------------	---	------------	------------------

1998 CONFERENCE USA BASEBALL DRAFTEES

UAB

Shayne Carnes	OF	24th Round	Philadelphia Phillies
---------------	----	------------	-----------------------

CINCINNATI

Casey McEvoy	P	16th Round	Cincinnati Reds
--------------	---	------------	-----------------

HOUSTON

Shaun Skrehot	IF	38th Round	Pittsburgh Pirates
---------------	----	------------	--------------------

MEMPHIS

Craig House	P	15th Round	Pittsburgh Pirates
Cary Hiles	OF	23rd Round	Philadelphia Phillies

CHARLOTTE

Joey Hammond	SS	25th Round	Baltimore Orioles
Bo Robinson	3B	28th Round	Seattle Mariners
James Matan	OF	34th Round	Cincinnati Reds

SAINT LOUIS

Michael Schaeffer	P	18th Round	Texas Rangers
-------------------	---	------------	---------------

SOUTH FLORIDA

Paul Giambalvo	P	21st Round	Arizona Diamondbacks
Jimmie Romano	C	26th Round	Texas Rangers
Bill Eaton	OF	36th Round	Milwaukee Brewers
Kevin Boles	P	42nd Round	Chicago Cubs
Scott Glaser	P	42nd Round	Pittsburgh Pirates

TULANE

Mike Pursell	IF	30th Round	Cleveland Indians
Craig Brown	P/OF	32nd Round	Cleveland Indians

1997 CONFERENCE USA BASEBALL DRAFTEES

HOUSTON

Goefrey Tomlinson	OF	4th Round	Kansas City Royals
Dustin Carr	3B	22nd Round	Tampa Bay Devil Rays
Mark Manbeck	P	34th Round	Houston Astros

LOUISVILLE

Danny Haas	OF	15th Round	Boston Red Sox
Matt Berger	IF	23rd Round	Chicago White Sox

MEMPHIS

Chad Harville	P	2nd Round	Oakland A's
Heath Bender	1B	23th Round	Cleveland Indians
Russ Bratton	P	46th Round	Minnesota Twins

SAINT LOUIS

Darin Cissell	OF	18th Round	San Francisco Giants
Tony Hausladen	IB	19th Round	Arizona Diamondbacks

SOUTH FLORIDA

Jason Dellaero	SS	1st Round	Chicago White Sox
Dwayne Dobson	P	9th Round	Arizona Diamondbacks
Pat Ryan	P	12th Round	San Diego Padres
Ross Gload	1B	13th Round	Florida Marlins
Jorge DeLeon	3B	16th Round	Boston Red Sox

SOUTHERN MISS

Brandon Parker	P	2nd Round	Seattle Mariners
Braxton Whitehead	C	14th Round	Cincinnati Reds
Kyle Logan	OF	21st Round	Houston Astros
Jared Martin	SS	24th Round	Arizona Diamondbacks
Donovan Marbury	SS	35th Round	Boston Red Sox

TULANE

Jason Fitzgerald	OF	*1st Round	Cleveland Indians
Jason Navarro	P	5th Round	St. Louis Cardinals
Michael Johns	SS	19th Round	Colorado Rockies
Scott Wilson	3B	40th Round	St. Louis Cardinals

*compensatory pick between the first and second rounds

1996 CONFERENCE USA BASEBALL DRAFTEES

UAB

B.J. Huff	OF	New York Mets
-----------	----	---------------

MEMPHIS

Jonathan Lyons	P	Boston Red Sox
----------------	---	----------------

SAINT LOUIS

Mike Huelsmann	OF	Cleveland Indians
----------------	----	-------------------

SOUTH FLORIDA

Gio Cafaro	OF	Milwaukee Brewers
Adam Danner	P	New York Yankees
Chris Heintz	3B	Chicago White Sox
Mark Roberts	P	Chicago White Sox

SOUTHERN MISS

John Bale	P	Toronto Blue Jays
Chad Bradford	P	Chicago White Sox



2016 COMPOSITE SCHEDULE

FRI., FEBRUARY 19

William & Mary at Charlotte
FIU at Mississippi
Florida Atlantic vs. South Dakota St. (SV)
Florida Atlantic at Mississippi State
Louisiana Tech vs. Southern (NO)
Marshall at Florida A&M
Indiana at Middle Tennessee
Old Dominion vs. NC State (MB)
Arizona at Rice
Eastern Illinois at Southern Miss
Arkansas State at UAB
Connecticut at UTSA
Youngstown State at WKU

SAT., FEBRUARY 20

William & Mary at Charlotte
FIU at Mississippi
Florida Atlantic at Mississippi State
Louisiana Tech vs. Grambling State (NO)
Marshall at Florida A&M
Indiana at Middle Tennessee
Old Dominion vs. Kent State (MB)
Arizona at Rice
Eastern Illinois at Southern Miss
Arkansas State at UAB
Connecticut at UTSA
Youngstown State at WKU

SUN., FEBRUARY 21

William & Mary at Charlotte
FIU at Mississippi
Florida Atlantic vs. South Dakota St. (SV)
Louisiana Tech at New Orleans
Marshall at Florida A&M
Indiana at Middle Tennessee
Old Dominion vs. Appalachian State (MB)
Arizona at Rice
Eastern Illinois at Southern Miss
Arkansas State at UAB
Connecticut at UTSA
Youngstown State at WKU

TUE., FEBRUARY 23

St. Thomas at FIU
Arkansas-Little Rock at Louisiana Tech
Lipscomb at Middle Tennessee
Norfolk State at Old Dominion
Dallas Baptist at Rice
Louisiana-Monroe at Southern Miss
Jacksonville State at UAB
UTSA at Sam Houston State

WED., FEBRUARY 24

Missouri at FIU
Louisiana-Lafayette at Louisiana Tech
Texas State at Rice
New Orleans at Southern Miss
UAB at Troy

FRI., FEBRUARY 26

Toledo at Charlotte
Seton Hall at FIU
LIU Brooklyn at Florida Atlantic
Texas-Arlington at Louisiana Tech
Baseball at the Beach Tournament (Myrtle Beach, S.C.)
Marshall vs. Liberty
Marshall at Coastal Carolina
Mule Mix Classic (Murfreesboro, Tenn.)
Army at Middle Tennessee

ODU Tournament (Norfolk, Va.)
Manhattan at Old Dominion
Astros College Classic (Houston, Texas)
Rice vs. Arkansas
Northwestern State at Southern Miss
Ohio at UAB
McNeese State at UTSA
Bulldog Invitational (Athens, Ga.)
WKU vs. Cincinnati

SAT., FEBRUARY 27

Toledo at Charlotte (DH)
Seton Hall at FIU
LIU Brooklyn at Florida Atlantic
Texas-Arlington at Louisiana Tech
Baseball at the Beach Tournament (Myrtle Beach, S.C.)
Marshall vs. Liberty
Mule Mix Classic (Murfreesboro, Tenn.)
Western Michigan at Middle Tennessee
ODU Tournament (Norfolk, Va.)
Virginia Tech at Old Dominion
Astros College Classic (Houston, Texas)
Rice vs. TCU
Northwestern State at Southern Miss
Ohio at UAB
McNeese State at UTSA
Bulldog Invitational (Athens, Ga.)
WKU vs. South Alabama

SUN., FEBRUARY 28

Toledo at Charlotte
Seton Hall at FIU
LIU Brooklyn at Florida Atlantic
Texas-Arlington at Louisiana Tech
Mule Mix Classic (Murfreesboro, Tenn.)
Miami (Ohio) at Middle Tennessee
ODU Tournament (Norfolk, Va.)
Delaware at Old Dominion
Astros College Classic (Houston, Texas)
Rice vs. Louisiana-Lafayette
Northwestern State at Southern Miss
Ohio at UAB
McNeese State at UTSA
Bulldog Invitational (Athens, Ga.)
WKU at Georgia

TUE., MARCH 1

Seton Hall at FIU
Middle Tennessee at Lipscomb
Liberty at Old Dominion
Southern Miss at South Alabama
UAB at Samford
UTSA at Houston
WKU at Belmont

WED., MARCH 2

Charlotte at Kennesaw State
Louisiana Tech at Arkansas
Rice at Sam Houston State
Southern Miss vs. South Alabama (BIL)
Troy at UAB
Lipscomb at WKU

FRI., MARCH 4

Kent State at Charlotte
Loyola Marymount at FIU
Georgetown at Florida Atlantic
Valparaiso at Louisiana Tech
Middle Tennessee at South Alabama
Rutgers at Old Dominion

UCF at Rice
Pensacola Tournament (Pensacola, Fla.)
Southern Miss vs. Michigan State
Kennesaw State at UAB
UTSA at UC Irvine
WKU at Jacksonville State

SAT., MARCH 5

Kent State at Charlotte
Loyola Marymount at FIU
Georgetown at Florida Atlantic
Valparaiso at Louisiana Tech
Lehigh at Marshall (DH)
Middle Tennessee at South Alabama
Rutgers at Old Dominion
UCF at Rice
Pensacola Tournament (Pensacola, Fla.)
Southern Miss vs. Troy
Kennesaw State at UAB
UTSA at UC Irvine
WKU at Jacksonville State

SUN., MARCH 6

Kent State at Charlotte
Loyola Marymount at FIU
Georgetown at Florida Atlantic
Valparaiso at Louisiana Tech
Lehigh at Marshall
Middle Tennessee at South Alabama
Rutgers at Old Dominion
UCF at Rice
Pensacola Tournament (Pensacola, Fla.)
Southern Miss vs. Auburn
Kennesaw State at UAB
UTSA at UC Irvine
WKU at Jacksonville State

TUE., MARCH 8

Georgia vs. Charlotte (BB&T)
Stetson at FIU
Saint Joseph's at Florida Atlantic
Louisiana Tech at LSU
Memphis at Middle Tennessee
Rice at Lamar
Southern Miss at Southeastern Louisiana
UTSA at Texas A&M-Corpus Christi
WKU at Tennessee

WED., MARCH 9

Georgia at Charlotte
Illinois State at FIU
Saint Joseph's at Florida Atlantic
Memphis vs. Middle Tennessee (JX)
Old Dominion at VCU
Southeastern Louisiana at Southern Miss
Incarnate Word at UTSA

FRI., MARCH 11

Fairfield at Charlotte
Manhattan at FIU
Rutgers at Florida Atlantic
Louisiana Tech at Texas A&M-C. Christi
Brown at Marshall
Middle Tennessee at Kennesaw State
Old Dominion at West Virginia
East Carolina at Rice
Samford at Southern Miss
UAB at Creighton
Gonzaga at UTSA
Albany at WKU

SAT., MARCH 12

Fairfield at Charlotte
Manhattan at FIU
Rutgers at Florida Atlantic
Louisiana Tech at Texas A&M-C. Christi
Brown at Marshall
Middle Tennessee at Kennesaw State
Old Dominion at West Virginia
East Carolina at Rice
Samford at Southern Miss
UAB at Creighton
Gonzaga at UTSA
Albany at WKU

SUN., MARCH 13

Fairfield at Charlotte
Manhattan at FIU
Rutgers at Florida Atlantic
Louisiana Tech at Texas A&M-C. Christi
Brown at Marshall
Middle Tennessee at Kennesaw State
Old Dominion at West Virginia
East Carolina at Rice
Samford at Southern Miss
UAB at Creighton
Gonzaga at UTSA
Albany at WKU

TUE., MARCH 15

FIU at Jacksonville
Morehead State at Marshall
Belmont at Middle Tennessee
Princeton at Old Dominion
TCU at Rice
Alabama at Southern Miss
Mississippi at UAB
Texas State at UTSA
WKU at Kentucky

WED., MARCH 16

Wake Forest at Charlotte
FIU at Jacksonville
Alcorn State at Louisiana Tech
Princeton at Old Dominion
Mississippi at UAB

FRI., MARCH 18

FIU at Charlotte
Florida Atlantic at Middle Tennessee
Louisiana Tech at UAB
Southern Miss at Marshall (CH)
WKU at Old Dominion
Rice at UTSA

SAT., MARCH 19

FIU at Charlotte
Florida Atlantic at Middle Tennessee
Louisiana Tech at UAB
Southern Miss at Marshall (CH)
WKU at Old Dominion
Rice at UTSA

SUN., MARCH 20

FIU at Charlotte
Florida Atlantic at Middle Tennessee
Louisiana Tech at UAB
Southern Miss at Marshall (CH)
WKU at Old Dominion
Rice at UTSA

TUE., MARCH 22

Charlotte at Wake Forest
Florida Atlantic at Florida
Louisiana Tech at Louisiana-Monroe

Eastern Kentucky at Marshall
Vanderbilt at Middle Tennessee
VMI at Old Dominion
Rice at Houston
Southern Miss vs. Tulane (BIL)
Alabama at UAB
UTSA at Texas
Austin Peay at WKU

WED., MARCH 23

VMI at Old Dominion

THU., MARCH 24

Charlotte at Louisiana Tech
Marshall at FIU
UAB at Florida Atlantic
Middle Tennessee at WKU
UTSA at Southern Miss

FRI., MARCH 25

Charlotte at Louisiana Tech
Marshall at FIU
UAB at Florida Atlantic
Middle Tennessee at WKU
Old Dominion at Rice
UTSA at Southern Miss

SAT., MARCH 26

Charlotte at Louisiana Tech
Marshall at FIU
UAB at Florida Atlantic
Middle Tennessee at WKU
Old Dominion at Rice
UTSA at Southern Miss

SUN. MARCH 27

Old Dominion at Rice

TUE., MARCH 29

NC State vs. Charlotte (BB&T)
FIU at Bethune-Cookman
Florida Atlantic at Florida Gulf Coast
Grambling State at Louisiana Tech
Middle Tennessee at Tennessee
Old Dominion at Virginia
Sam Houston State at Rice
Southern Miss vs. Mississippi State (P)
Alabama A&M at UAB
UTSA at Baylor
Louisville at WKU

WED., MARCH 30

Miami (Fla.) at Florida Atlantic
McNeese State at Louisiana Tech
Marshall at Morehead State

FRI., APRIL 1

Southern Miss at Charlotte
FIU at UTSA
Florida Atlantic at Old Dominion
Louisiana Tech at Marshall (CH)
Rice at Middle Tennessee
WKU at UAB

SAT., APRIL 2

Southern Miss at Charlotte
FIU at UTSA
Florida Atlantic at Old Dominion
Louisiana Tech at Marshall (CH)
Rice at Middle Tennessee
WKU at UAB

SUN., APRIL 3

Southern Miss at Charlotte

FIU at UTSA

Florida Atlantic at Old Dominion
Louisiana Tech at Marshall (CH)
Rice at Middle Tennessee
WKU at UAB

TUE., APRIL 5

Winthrop vs. Charlotte (BB&T)
Florida Atlantic at UCF
West Virginia at Marshall (CH)
Austin Peay at Middle Tennessee
Texas A&M at Rice
Southern Miss vs. Mississippi (P)
UAB at Jacksonville State
UTSA at Texas State
Evansville at WKU

WED., APRIL 6

Charlotte at NC State
Louisiana Tech at Arkansas-Little Rock
William & Mary at Old Dominion
WKU at Austin Peay

FRI., APRIL 8

Charlotte at Florida Atlantic
Old Dominion at FIU
Louisiana Tech at WKU
Marshall at UTSA
Middle Tennessee at Southern Miss
UAB at Rice

SAT., APRIL 9

Charlotte at Florida Atlantic
Old Dominion at FIU
Louisiana Tech at WKU
Marshall at UTSA
Middle Tennessee at Southern Miss
UAB at Rice

SUN., APRIL 10

Charlotte at Florida Atlantic
Old Dominion at FIU
Louisiana Tech at WKU
Marshall at UTSA
Middle Tennessee at Southern Miss
UAB at Rice

TUE., APRIL 12

Florida Gulf Coast at Florida Atlantic
Old Dominion at William & Mary
Rice at Texas State
UAB at Alabama
Incarnate Word at UTSA
WKU at Louisville

WED., APRIL 13

North Carolina A&T at Charlotte
Bethune-Cookman at FIU
Louisiana Tech at McNeese State
Southern Miss at Mississippi

FRI., APRIL 15

Charlotte at Middle Tennessee
FIU at Louisiana Tech
Florida Atlantic at Marshall (BWV)
UTSA at Old Dominion
WKU at Rice
Southern Miss at UAB

SAT., APRIL 16

Charlotte at Middle Tennessee
FIU at Louisiana Tech
Florida Atlantic at Marshall (BWV)
UTSA at Old Dominion

WKU at Rice
Southern Miss at UAB

SUN., APRIL 17

Charlotte at Middle Tennessee
FIU at Louisiana Tech
Florida Atlantic at Marshall (BWV)
UTSA at Old Dominion
WKU at Rice
Southern Miss at UAB

TUE., APRIL 19

Charlotte at Gardner-Webb
Northwestern State at Louisiana Tech
Eastern Kentucky at Marshall
Tennessee at Middle Tennessee
Old Dominion at VMI
Southern Miss at Tulane
Houston Baptist at UTSA
Belmont at WKU

WED., APRIL 20

Florida Atlantic at Miami (Fla.)
Ohio at Marshall
Tennessee Tech at Middle Tennessee
WKU at Evansville

FRI., APRIL 22

Marshall at Charlotte
Florida Atlantic at FIU
Old Dominion at Louisiana Tech
Middle Tennessee at UAB
Rice at Southern Miss
UTSA at WKU

SAT., APRIL 23

Marshall at Charlotte
Florida Atlantic at FIU
Old Dominion at Louisiana Tech
Middle Tennessee at UAB
Rice at Southern Miss
UTSA at WKU

SUN., APRIL 24

Marshall at Charlotte
Florida Atlantic at FIU
Old Dominion at Louisiana Tech
Middle Tennessee at UAB
Rice at Southern Miss
UTSA at WKU

TUE., APRIL 26

The Citadel at Charlotte
FIU at South Florida
UCF at Florida Atlantic
Marshall at West Virginia
Virginia vs. Old Dominion (HP)
Louisiana-Lafayette at Southern Miss
Texas A&M-Corpus Christi at UTSA
WKU at Lipscomb

WED., APRIL 27

FIU at Louisville
Louisiana Tech at Louisiana-Lafayette
Middle Tennessee at Tennessee Tech
Southern Miss at New Orleans

FRI., APRIL 29

Charlotte at Rice
FIU at WKU
Southern Miss at Florida Atlantic
Louisiana Tech at UTSA
Marshall at Middle Tennessee
UAB at Old Dominion

SAT., APRIL 30

Charlotte at Rice
FIU at WKU
Southern Miss at Florida Atlantic
Louisiana Tech at UTSA
Marshall at Middle Tennessee
UAB at Old Dominion

SUN., MAY 1

Charlotte at Rice
FIU at WKU
Southern Miss at Florida Atlantic
Louisiana Tech at UTSA
Marshall at Middle Tennessee
UAB at Old Dominion

TUE., MAY 3

UNC Asheville at Charlotte
UAB at Ohio State
Texas State at UTSA
WKU at Vanderbilt

WED., MAY 4

Florida Atlantic at Miami (Fla.)
Louisiana-Monroe at Louisiana Tech
Lamar at Rice
UAB at Ohio State

FRI., MAY 6

Old Dominion at Charlotte
Rice at FIU
UTSA at Florida Atlantic
UAB at Marshall (CH)
Middle Tennessee at Louisiana Tech
WKU at Southern Miss

SAT., MAY 7

Old Dominion at Charlotte
Rice at FIU
UTSA at Florida Atlantic
UAB at Marshall (CH)
Middle Tennessee at Louisiana Tech
WKU at Southern Miss

SUN., MAY 8

Old Dominion at Charlotte
Rice at FIU
UTSA at Florida Atlantic
UAB at Marshall (CH)
Middle Tennessee at Louisiana Tech
WKU at Southern Miss

TUE., MAY 10

Florida Atlantic at Ohio State
Louisiana Tech at Northwestern State
Marshall at Ohio
Middle Tennessee at Austin Peay
Houston at Rice
Samford at UAB (YM)

WED., MAY 11

Florida Atlantic at Ohio State
Old Dominion at Liberty

FRI., MAY 13

Charlotte at UTSA
FIU at UAB
Florida Atlantic at Rice
Louisiana Tech at Southern Miss
Marshall at WKU
Middle Tennessee at Old Dominion

SAT., MAY 14

Charlotte at UTSA
FIU at UAB

Florida Atlantic at Rice
Louisiana Tech at Southern Miss
Marshall at WKU
Middle Tennessee at Old Dominion

SUN., MAY 15

Charlotte at UTSA
FIU at UAB
Florida Atlantic at Rice
Louisiana Tech at Southern Miss
Marshall at WKU
Middle Tennessee at Old Dominion

TUE., MAY 17

Winthrop at Charlotte
Wake Forest at Marshall (BWV)
Middle Tennessee at Belmont
VCU vs. Old Dominion (HM)
Rice vs. Houston (SL)
UAB at Auburn
Baylor at UTSA

THU., MAY 19

UAB at Charlotte
Southern Miss at FIU
WKU at Florida Atlantic
Rice at Louisiana Tech
Old Dominion at Marshall
UTSA at Middle Tennessee

FRI., MAY 20

UAB at Charlotte
Southern Miss at FIU
WKU at Florida Atlantic
Rice at Louisiana Tech
Old Dominion at Marshall
UTSA at Middle Tennessee

SAT., MAY 21

UAB at Charlotte
Southern Miss at FIU
WKU at Florida Atlantic
Rice at Louisiana Tech
Old Dominion at Marshall
UTSA at Middle Tennessee

WED.-SUN., MAY 25-29

*Conference USA Championship
(Hattiesburg, Miss.)*

Fri.-Mon., June 3-6

NCAA Regionals (Sites TBD)

Fri.-Mon., June 10-13

NCAA Super Regionals (Sites TBD)

Sat., June 18-Wed., June 29

College World Series (Omaha, Neb.)

BB&T – BB&T Ballpark, Charlotte, N.C.

BIL – Biloxi, Miss.

BWV – Beckley, W. Va.

CH – Charleston, W. Va.

H – Hoover, Ala.

HM – Hampton, Va.

HP – Harbor Park, Norfolk, Va.

JX – Jackson, Tenn.

MB – Myrtle Beach, S.C.

NO – New Orleans, La.

P – Pearl, Miss.

SL – Sugar Land, Texas

YM – Young Memorial Field,
Birmingham, AL

All dates subject to change

The Dick Howser Trophy

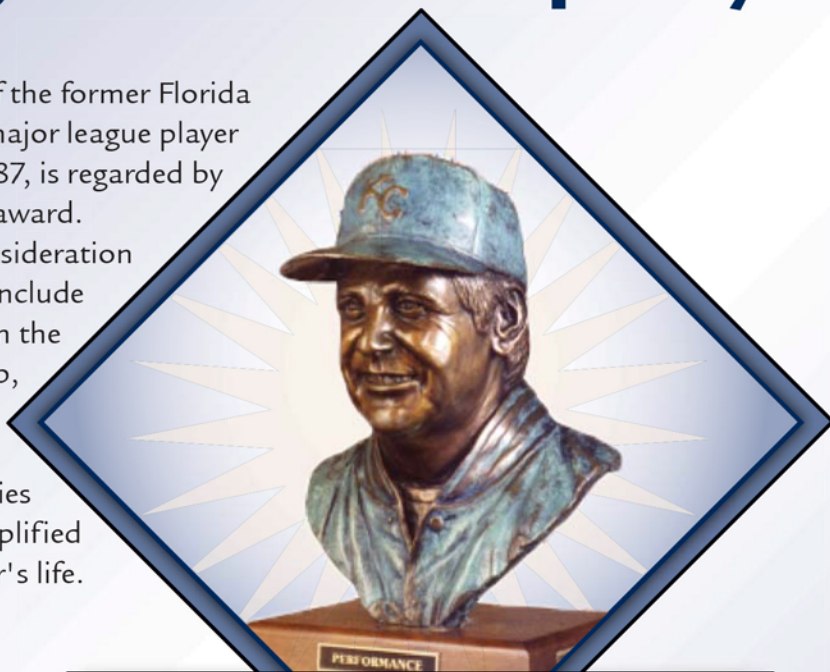
Honoring College Baseball's Top Player

The Dick Howser Trophy, given in memory of the former Florida State University All-America shortstop and major league player and manager who died of brain cancer in 1987, is regarded by many as college baseball's most prestigious award.



Arkansas OF Andrew Benintendi was the 2015 recipient of the Dick Howser Trophy.

Criteria for consideration for the trophy include performance on the field, leadership, moral character and courage, qualities that were exemplified by Dick Howser's life.



DICK HOWSER
TROPHY

Previous Howser Trophy Winners

1987	Mike Fiore, Miami	2002	Khalil Greene, SS, Clemson
1988	Robin Ventura, Oklahoma State	2003	Rickey Weeks, 2B, Southern U.
1989	Scott Bryant, Texas	2004	Jered Weaver, P, Long Beach State
1990	Alex Fernandez, Miami-Dade CC South	2005	Alex Gordon, 3B, Nebraska
1991	Frank Rodriguez, Howard College	2006	Brad Lincoln, P/DH, Houston
1992	Brooks Kieschnick, Texas	2007	David Price, P, Vanderbilt
1993	Brooks Kieschnick, Texas	2008	Buster Posey, C, Florida State
1994	Jason Varitek, Georgia Tech	2009	Stephen Strasburg, P, San Diego State
1995	Todd Helton, Tennessee	2010	Anthony Rendon, 3B, Rice
1996	Kris Benson, Clemson	2011	Taylor Jungmann, P, Texas
1997	J. D. Drew, Florida State	2012	Mike Zunino, C, Florida
1998	Eddy Furniss, LSU	2013	Kris Bryant, 3B, San Diego
1999	Jason Jennings, Baylor	2014	A.J. Reed, 1b/P, Kentucky
2000	Mark Teixeira, Georgia Tech	2015	Andrew Benintendi, OF, Arkansas
2001	Mark Prior, P, USC		

National Collegiate
NCBWA
Baseball Writers

www.DickHowserTrophy.org

MEDIA RELATIONS DIRECTORY



5201 N. O'Connor Blvd., Suite 300
Irving, TX 75039
P: 214/774-1300 • F: 214/496-0055
conferenceusa.com

Russell Anderson, Assistant Commissioner for Football and Baseball Operations
rdanderson@c-usa.org • 214-773-1737 (cell)

Courtney Morrison-Archer, Associate Commissioner for Public Affairs cmarcher@c-usa.org

Olivia Breedlove, Director of Communications obreedlove@c-usa.org

Tim McNamara, Director of Communications tmcnamara@c-usa.org

Taylor Brasher, Communications Assistant tbrasher@c-usa.org

CHARLOTTE

9201 University City Blvd.
Charlotte, NC 28223
704/687-1021

Associate AD: Tom Whitestone
tewhites@uncc.edu

Associate: Brent Stastny
bmstastn@uncc.edu

Assistant: Travis Woods
travis.woods@uncc.edu

Assistant: Sean Fox
sean.fox@uncc.edu



FIU

11200 S.W. 8th Street
USCA 211

Miami, FL 33199
305/348-3164

Assistant AD: Paul Dodson
pdodson@fiu.edu

Director: Mike Hogan
mihogan@fiu.edu

Assistant: Ryan Rose
Ryan.rose@fiu.edu

Assistant: Pete Pelegrin
pppelegr@fiu.edu



FLORIDA ATLANTIC

777 Glades Road
Boca Raton, FL 33431
561/297-3163

Assistant AD: Katrina McCormack
kmccormi@fau.edu

Assistant: Justin Johnson
Jjohn218@fau.edu

Assistant: Brandon Goodwin
goodwinb@fau.edu

Assistant: Tyler Able
table2015@fau.edu



LOUISIANA TECH

1650 West Alabama
Ruston, LA 71270
318/257-3145

Associate AD: Malcolm Butler
mbutler@latech.edu

Associate: Patrick Walsh
pwalsh@latech.edu

Assistant: Kane McGuire
mmcguire@latech.edu

Assistant: Anna Claire Thomas
acthomas@latech.edu



MARSHALL

Cam Henderson Center
Room 2036, 1801 Third Avenue
Huntington, WV 25703
304/696-4660

Assistant AD: Jason Corriher
jcorriher@marshall.edu

Associate: Carly Weisenbach
weisenbach@marshall.edu

Associate: Corey Dieteman
dieteman@marshall.edu

Assistant: Scott Hall
hall133@marshall.edu



MIDDLE TENNESSEE

MTSU Box 20
Murfreesboro, TN 37132
615/898-2968

Associate AD: Mark Owens
owens@goblueraiders.com

Assistant: Tony Stinnett
stinnett@goblueraiders.com

Assistant: Eric Beovich
beovich@goblueraiders.com

Assistant: Tony Abati
abati@goblueraiders.com

Multimedia Specialist: Nathan Wallach
wallach@goblueraiders.com



OLD DOMINION

Jim Jarrett Ath. Admin. Building
Norfolk, VA 23529-0201
757/683-3395

Assistant AD: Eric Bohannon
ebohanno@odu.edu

Associate: Grant Gardner
gagardne@uab.edu

Assistant: Maggie Bonner
mbonner@odu.edu

Assistant: Tim Wentz
twentz@uab.edu



RICE

PO Box 1892 MS 548
Houston, TX 77251-1892
713/348-4034

Assistant AD: Chuck Pool
cpool@rice.edu

Associate: Tim Andrzejewski
tim.andrzejewski@rice.edu

Assistant: John Sullivan
jsully@rice.edu

Assistant: Kenny Bybee
kbybee@rice.edu



SOUTHERN MISS

118 College Drive #5161
Hattiesburg, MS 39406-0001
601/266-4503

Assistant AD: Jack Duggan
jack.duggan@usm.edu

Associate: Shirley Hill
shirley.jones-hill@usm.edu

Assistant: Chris Whitehead
christopher.whitehead@usm.edu



UAB

115 Bartow Arena
617 13th Street South
Birmingham, AL 35294-4520
205/934-0722

Assistant AD: Norm Reilly
nreilly@uab.edu

Assistant: Jay D'Abramo
jdabramo@uab.edu

Assistant: Taylor Shirey
shireytr@uab.edu

Assistant: Kylie Murphy
knmurphy@uab.edu

Assistant: Tyler Brown
tylerab@uab.edu



UTSA

University Heights
One UTSA Circle
San Antonio, TX 78249
210/458-4551

Assistant AD: Kyle Stephens
kyle.stephens@utsa.edu

Associate: Brian Hernandez
brian.hernandez1@utsa.edu

Assistant: Jordan Korphage
Jordan.korphage@utsa.edu

Assistant: Zena Rex
zena.rex@utsa.edu



WKU

E.A. Diddle Arena
1605 Avenue of Champions
Bowling Green, KY 42101-6412
270/745-5388

Assistant AD: Michael Schroeder
michael.schroeder@wku.edu

Director: Kyle Neaves
kyle.neaves@wku.edu

Assistant: Currie McFayden
currie.mcfayden@wku.edu

Assistant: Nick Brown
nicholas.brown@wku.edu

Assistant: Brett Pund
brett.pund@wku.edu

