

Louisville Basketball Quick Facts

Location	Louisville, Ky. 40292
Founded / Enrollment	1798 / 22,000
Nickname / Colors	Cardinals / Red & Black
Conference	Atlantic Coast
Home Court	KFC Yum! Center (22,000)
Acting President	Dr. Neville Pinto
Vice President for Athletics	Tom Jurich
Head Coach	Rick Pitino (UMass '74)
U of L Record	393-134 (16th yr.)
Overall Record	747-262 (32nd yr.)
Associate Head Coach	Kenny Johnson
Assistant Coaches	Mike Balado, David Padgett
Dir. of Basketball Operations	Michael Bowden
All-Time Record	1,780-892 (103rd yr.)
All-Time NCAA Tournament Record	75-42
	(41 Appearances, 10 Final Fours, Three NCAA Championships - 1980, 1986, 2013)
Important Phone Numbers	
Athletics Office	(502) 852-5732
Basketball Office	(502) 852-6651
Sports Information Office	(502) 852-6581
SID - Kenny Klein, cell	(502) 599-7865
email: kenny@GoCards.com	

2016-17 Schedule / Results

Date	Opponent	TV	Time (ET)
November			
Thur. 3	KENTUCKY WESLEYAN ~ ACCNE	W	109-71
Mon. 7	BELLARMINE ~	ACCNE	W 81-60
Fri. 11	EVANSVILLE	ACCNE	W 78-47
Mon. 14	WILLIAM & MARY	RSN	W 91-58
Thur. 17	LONG BEACH STATE +....	ACCNE	4:02 p.m.
Wed. 23	Old Dominion #	AXS-TV	9:30 p.m.
Thur. 24	LSU or Wichita State #.....	TBA	TBA
Fri. 25	Battle 4 Atlantis Final Rnd #..	TBA	TBA
Wed. 30	PURDUE *	ESPN	7:00 p.m.
December			
Sat. 3	at Grand Canyon	WAVE	9:00 p.m.
Wed. 7	SOUTHERN ILLINOIS	RSN	7:00 p.m.
Sat. 10	TEXAS SOUTHERN	RSN	2:00 p.m.
Sat. 17	EASTERN KENTUCKY !	RSN	Noon
Wed. 21	KENTUCKY	ESPN	7:00 p.m.
Wed. 28	VIRGINIA	ESPN2	TBA
Sat. 31	Indiana ^	CBS	12:30 p.m.
January			
Wed. 4	at Notre Dame.....	ACCN/WAVE	9:00 p.m.
Sat. 7	at Georgia Tech.....	ACCN/WHAS	2:00 p.m.
Wed. 11	PITTSBURGH	RSN	7:00 p.m.
Sat. 14	DUKE.....	ESPN or ESPN2	Noon
Thur. 19	CLEMSON	ESPN or ESPN2	9:00 p.m.
Sat. 21	at Florida State... ..	ESPN or ESPN2	2:00 p.m.
Tues. 24	at Pittsburgh	ESPNU	7:00 p.m.
Sun. 29	NC STATE	ACCN/WAVE	1:00 p.m.
February			
Sat. 4	at Boston College....	ACCN/WHAS	3:00 p.m.
Mon. 6	at Virginia.....	ESPN	7:00 p.m.
Sat. 11	MIAMI.....	ESPN or ESPN2	TBA
Mon. 13	at Syracuse	ESPN	7:00 p.m.
Sat. 18	VIRGINIA TECH	ACCN/WAVE	1:00 p.m.
Wed. 22	at North Carolina.....	ESPN	9:00 p.m.
Sun. 26	SYRACUSE	CBS	2:00 p.m.
March			
Wed. 1	at Wake Forest	RSN	9:00 p.m.
Sat. 4	NOTRE DAME	CBS	2:00 p.m.
Tues. 7-	at ACC Championship	TBA	TBA
Sat. 11	(Barclays Center, Brooklyn, NY)		
~ exhibition game			
+ Battle 4 Atlantis, Louisville, KY			
# Battle 4 Atlantis, Paradise Island, Bahamas			
* ACC/Big 10 Challenge, Louisville, KY			
! Billy Minardi Classic, Louisville, KY			
^ at Bankers Life Arena, Indianapolis, Ind.			



LOUISVILLE BASKETBALL

1980, 1986, 2013 NCAA Champions □ 10 NCAA Final Fours □ 41 NCAA Tournament Appearances

Sports Information ♦ University of Louisville ♦ Louisville, KY 40292 ♦ www.GoCards.com
Phone: (502) 852-6581 ♦ Fax: (502) 852-7401 ♦ email: kenny@GoCards.com ♦ Twitter: @KKCards

Louisville Cardinals (2-0) vs. Long Beach State 49ers (1-2)



Thursday, Nov. 17 ■ 4:02 p.m. ET ■ KFC Yum! Center ■ Louisville, Ky.

PROBABLE STARTING LINEUPS

Louisville (2-0)	Ht.	Wt.	Yr.	PPG	RPG	Hometown
F 10 Jaylen JOHNSON	6-9	230	Jr.	16.0	11.5	Ypsilanti, Mich.
F 22 Deng ADEL	6-7	200	So.	11.0	5.0	Melbourne, Australia
C 12 Mangok MATHIANG	6-10	220	Sr.	6.0	8.5	Melbourne, Australia
G 4 Quentin SNIDER	6-2	175	Jr.	8.0	2.5	Louisville, Ky.
G 45 Donovan MITCHELL	6-3	195	So.	12.0	5.0	Greenwich, Conn.

Long Beach State (1-2)	Ht.	Wt.	Yr.	PPG	RPG	Hometown
F 0 Gabe LEVIN	6-7	215	Jr.	13.7	6.0	Oak Park, Ill.
F 5 Mason RIGGINS	6-8	255	So.	4.0	3.0	Whitewright, Texas
F 35 Javontie JACKSON	6-6	190	Fr.	4.3	2.7	Compton, Calif.
G 1 Evan PAYNE	6-1	190	Jr.	9.3	4.0	Akron, Ohio
G 21 Justin BIBBINS	5-8	150	Jr.	6.0	4.0	Carson, Calif.

Head Coach: Dan Monson (Idaho '85) 156-142 in 10th year at Long Beach St.; 326-265 in 20th year overall.

Louisville plays its third straight home game in the KFC Yum! Center to start the season as the Cardinals face the Long Beach State 49ers on Thursday. The game is the first of four for UofL in the Battle 4 Atlantis, with the remaining three games to be played at the Atlantis resort in the Bahamas. Louisville has won its first two outings, including a 91-58 victory over William & Mary on Monday as UofL collected 10 steals, blocked 11 shots and six Cardinals scored nine or more points. Long Beach State beat Cal State Los Angeles 95-59 in its opener on Nov. 11 before embarking on a nine-game road stretch. The 49ers fell 92-55 at Wichita State on Nov. 13 and lost 93-67 at North Carolina on Nov. 15.

GAME FACTS

Site: KFC Yum! Center/Crum Court, Louisville, Ky. (22,000) (99-14 in 7th year)
Television: ACC Network Extra (available to authenticated subscribers of ESPN on the Watch ESPN app) Kent Taylor, play-by-play; Luke Hancock, analyst.
Radio: WHAS (840 AM) Nick Curran, play-by-play; Bob Valvano, analyst (Sirius XM 193, Internet 955)
Series History: UofL leads 2-0 (2-0 in Louisville)
Last Meeting: UofL 63, Long Beach State 48 (Dec. 30, 2014 at KFC Yum! Center)
UofL National Ranking: 12th USA Today, 12th Associated Press
Officials: Bill Covington, Jr., Michael Roberts, Raymond Styons, Jr.
Next UofL Game: Nov. 23 vs. Old Dominion, Battle 4 Atlantis, Imperial Arena, Paradise Island, Bahamas, 9:30 p.m. ET (AXS-TV)

CARD FILE

■ Coach Rick Pitino will wear a purple tie Thursday in support of Pancreatic Cancer Awareness Month. For more info, visit <https://pancreatic-canceraction.org/support-us/awareness-month/>
 ■ Louisville has won its last **40 consecutive** home games in November spanning the last 25 years, including a perfect 27-0 record in the KFC Yum! Center in the season-opening month. UofL has won 48 of its last 49 non-conference home games.
 ■ **Deng Adel** totaled 16 points, five assists and four steals against William & Mary, all career highs. It was his fifth career double figure scoring effort.
 ■ Louisville has blocked double-digit shots in each of its first two games (10 vs. Evansville, 11 vs. William & Mary). It was the first time in six years that the Cardinals had 10 or more swats in back-to-back games. UofL's 21 rejections ranks **fourth in the nation** in blocked shots.
 ■ Louisville gained its **100th victory** in the KFC Yum! Center when the Cardinals beat Evansville on Friday. UofL has a 101-14 record in its seventh season in the spectacular facility.
 ■ Louisville's **148 victories** over the last six years are the **fifth-most wins in the nation** in that stretch. The Cards are one of just three teams to win at least 30 games in three of the last five seasons (30-10 in 2011-12, 35-5 in '12-13, 31-6 in '13-14).
 ■ Louisville is one of just four schools which have won 20 or more games in each of the **last 14 seasons** (also Kansas, Duke and Gonzaga).
 ■ UofL Coach **Rick Pitino** needs **three victories** to reach 750 in his collegiate career and **seven wins** for his 400th victory at Louisville. He is one of five active coaches with at least 740 victories.

■ **About Long Beach State** — Louisville plays its third straight home game in the KFC Yum! Center to start the season as the Cardinals face the Long Beach State 49ers on Thursday. The game is the first of four for UofL in the Battle 4 Atlantis, with the remaining three games to be played at the Atlantis resort in the Bahamas. The 49ers returns three starters from last season when it posted a 20-15 record, finished third in the Big West Conference, reached the postseason NIT and posted a final RPI of 84.



Long Beach State beat Cal State Los Angeles 95-59 in its opener on Nov. 11 before embarking on a nine-game road stretch. The 49ers fell 92-55 at Wichita State on Nov. 13 and lost 93-67 at North Carolina on Nov. 15. Long Beach State's schedule has ranked in the top three in each of the last four years, including leading the nation both in 2012-13 and last season.

Juniors Justin Bibbins and Gabe Levin were honored on the preseason All-Big West team. Bibbins averaged 12.0 points and 5.1 assists last year as a second team All-Big West selection while Levin averaged 9.5 points and 5.9 rebounds per game last season.

Loyola Marymount transfer Evan Payne sat out last season, averaged 18.0 points per game as a sophomore in 2014-15, set the LMU school freshman scoring record the previous year, and scored 983 points in his two seasons with the Lions.

Louisville has won its only two previous meetings with the 49ers, including a 63-48 victory in the last matchup on Dec. 30, 2014 in the KFC Yum! Center as Terry Rozier led the Cardinals with 23 points, seven rebounds and six steals. UofL prevailed 79-66 over Long Beach State in the KFC Yum! Center on Nov. 28, 2011 as Chris Smith led the Cardinals with 18 points.

Long Beach State was the favorite to win the Big West Conference in a preseason media vote. Louisville has an unbeaten 11-0 record against current members of the Big West Conference, having previously faced eight of its nine members (UC Davis 1-0, UC Santa Barbara 1-0, Long Beach State 2-0, Hawai'i 3-0, UC Irvine 1-0, UC Riverside 1-0, Cal Poly 1-0 and CSU Northridge 1-0). Louisville beat UC Irvine 57-55 in the second round of the NCAA Tournament in Seattle, Wash. March 20, 2015 in the last game the Cardinals have played against a Big West team. Former UofL assistant coach Reggie Theus is the head coach at Big West member Cal State Northridge.

Located in Long Beach, Calif., Long Beach State (or California State University, Long Beach) is the alma mater of Oscar winning director Steven Spielberg, Tampa Bay Rays third baseman Evan Longoria, Olympic gold-medal winning beach volleyball player Misty May-Treanor, and musicians Karen and Richard Carpenter.

■ **Card File** — Louisville has gathered 10 steals in each of its first two games. The Cardinals had double-digit steals in five games last season ... Freshman V.J. King led the Cardinals with 17 points in 17 minutes against William & Mary in his second game ... Donovan Mitchell came out of the gate with a strong performance against Evansville with 15 points, five rebounds, three assists and a career-high four steals ... Anas Mahmoud blocked three shots against Evansville, the ninth time in his career he has swatted three or more shots. He added 10 points, his second career double-figure scoring effort ... Mangok Mathiang's started at center against Evansville, his first game with the Cardinals since he broke his left foot on Dec. 19, 2015 against Western Kentucky. Mathiang produced nine points, seven rebounds and two blocked shots in 10 minutes ... Louisville outscored Evansville 35-3 during a span of 15:07 across the final 8:30 of the first half and the first 6:37 of the second half. The Cardinals trailed 26-20 when they started the dominant run, which

Statistical Comparison		
	LBS	UofL
Record	1-2	2-0
Scoring Average.....	72.3	84.5
Points Allowed	81.3	52.5
Scoring Margin	-9.0	+32.0
FG Percentage.....	.390	.467
Opp. FG Percentage463	.297
3-Pt. Percentage212	.302
FT Percentage662	.577
Rebound Margin	-4.7	+15.0
Turnover Margin	+1.3	+4.0

Last Meeting vs. Long Beach State

Louisville 63, Long Beach State 48
Dec. 30, 2014 -- KFC YUM! CENTER

Louisville 63												
Player	min	FG	3FG	FT	Reb	Ast	TO	BL	ST	PF	TP	
Harrell	f 35	7-11	0-1	2-2	3	2	4	1	2	2	16	
Blackshear	f 35	3-6	1-4	5-6	7	1	3	2	1	3	12	
Mahmoud	c 21	2-3	0-0	0-0	3	0	1	2	0	1	4	
Rozier	g 37	7-14	3-7	6-8	7	3	4	0	6	3	23	
Aaron	g 5	0-1	0-0	0-2	0	0	0	0	0	2	0	
Gill	7	0-0	0-0	2-2	0	0	1	0	0	1	2	
Snider	26	2-5	2-3	0-0	1	2	1	0	0	1	6	
Jones	9	0-0	0-0	0-0	3	1	1	0	0	0	0	
Johnson	4	0-1	0-0	0-0	1	1	0	0	0	0	0	
Mathiang	20	0-0	0-0	0-0	2	2	1	0	1	1	0	
Levitich	1	0-0	0-0	0-1	1	0	0	0	0	1	0	
Team					0							
Totals	200	21-41	6-15	15-21	28	12	16	5	10	15	63	

Total FG% 1st H: 13-22 59.1% 2nd H: 8-19 42.1% Game: 51.2%
 3-Pt. FG% 1st H: 6-11 54.5% 2nd H: 0- 4 0.0% Game: 40.0%
 F Throw % 1st H: 2- 5 40.0% 2nd H: 13-16 81.3% Game: 71.4%

Long Beach State 48												
Player	min	FG	3FG	FT	Reb	Ast	TO	BL	ST	PF	TP	
Samuels	f 32	4-7	0-1	2-2	5	1	6	0	1	4	10	
McKnight	f 19	1-2	0-0	2-3	7	0	0	0	0	4	4	
Lamb	g 13	1-3	0-1	0-0	2	1	4	0	1	2	2	
Caffey	g 33	5-16	1-6	0-0	2	2	2	0	1	1	11	
LaSalle	g 23	1-4	1-4	0-0	1	1	1	0	0	2	3	
Yussuf	14	0-2	0-0	0-0	2	1	0	0	0	2	0	
North	17	0-5	0-3	0-0	1	0	2	0	0	1	0	
Jones	28	4-8	2-3	3-3	5	1	4	0	1	1	13	
Bibbins	7	0-0	0-0	0-0	1	1	0	0	0	2	0	
Hammonds	3	0-0	0-0	0-0	0	0	0	0	0	0	0	
Williams	11	2-3	1-2	0-0	1	2	0	0	1	1	5	
Team					1							
Totals	200	18-50	5-20	7-8	28	10	19	0	5	20	48	

Total FG% 1st H: 6-23 26.1% 2nd H: 12-27 44.4% Game: 36.0%
 3-Pt. FG% 1st H: 3-11 27.3% 2nd H: 2- 9 22.2% Game: 25.0%
 F Throw % 1st H: 4- 4 100% 2nd H: 3- 4 75.0% Game: 87.5%

Score by Periods	1st	2nd	Total	Attendance:
Long Beach State	19	29	48	18,248
Louisville	34	20	63	Ties: 4
				Lead Changes: 1

culminated with a 55-29 lead when it ended ... The Cards had a 16-0 run against William & Mary from the last 1:58 of the first half and the first 2:58 of the second half ... UofL had a 52-29 rebounding advantage over Evansville. The Cards had 50 or more rebounds on four occasions last season ... After combining for 59 turnovers in their first public intrasquad game on Oct. 12, the Cardinals committed just nine turnovers against William & Mary.

■ **Block Birds** — Louisville has blocked double-digit shots in each of its first two games (10 vs. Evansville, 11 vs. William & Mary). It was the first time in six years that the Cardinals had 10 or more swats in back-to-back games and it marked only the fourth and fifth time in the last six years that the Cards had double-digit rejections in a game. UofL's 21 rejections ranks fourth in the nation in blocked shots. Three Cardinals have set career highs in blocked shots: Mangok Mathiang with five vs. William & Mary, Jaylen Johnson with three vs. Evansville and Donovan Mitchell with four swats vs. W & M, which was one more than he had during his entire freshman season.

2016-17 Long Beach State 49ers Men's Basketball Roster

No.	Name	Pos	Ht	Wt	Yr	Hometown (High School/Previous College)
0	Gabe Levin	F	6-7	215	Jr.	Oak Park, Ill. (St. Thomas More Prep/Loyola Marymount)
1	Evan Payne	G	6-1	190	Jr.	Akron, Ohio (Kingdom Christian Academy/Loyola Marymount)
2	Loren Jackson	G	5-8	145	Fr.	Chicago, Ill. (Victory Rock Prep)
3	Noah Blackwell	G	6-2	190	So.	Roseville, Calif. (Woodcreek HS)
4	Temidayo Yussuf	F	6-7	255	So.	Oakland, Calif. (St. Joseph HS)
5	Mason Riggins	F	6-8	255	So.	Whitewright, Texas (Whitewright HS)
10	Quentin Shropshire	F	6-6	205	Jr.	Los Angeles, Calif. (University HS)
11	Jordan Griffin	G	6-3	165	Fr.	Corona, Calif. (Centennial HS)
12	Alex Rifkind	G	6-1	165	So.	Boca Raton, Fla. (North Broward Prep)
13	Barry Ogalue	G/F	6-5	195	Jr.	Elk Grove, Calif. (Laguna Creek HS/Yuba CC)
20	Anson Moyer	G	6-0	185	Sr.	Thousand Oaks, Calif. (Oaks Christian HS)
21	Justin Bibbins	G	5-8	150	Jr.	Carson, Calif. (Bishop Montgomery HS)
22	LaRond Williams	F	6-9	205	R-Fr.	Long Beach, Calif. (Price HS)
23	Roschon Prince	F	6-6	235	Jr.	Long Beach, Calif. (Long Beach Poly HS/USC)
35	Javontie Jackson	F	6-6	190	Fr.	Compton, Calif. (Compton HS)

Head Coach: Dan Monson **Asst. Coaches:** Rod Palmer, Myke Scholl, Senque Carey

Battle 4 Atlantis Opening Games

- Nov. 13 Wichita State 92, Long Beach St. 55
- Nov. 14 St. John's 77, Binghamton 61
- Nov. 17 Long Beach State at Louisville
- Nov. 18 Binghamton at VCU
- Nov. 20 Florida Gulf Coast at Michigan State

2016-17 University of Louisville Cardinals Men's Basketball Roster

No.	Name	Pos.	Ht.	Wt.	Yr.	Exp.	Hometown (Previous School)
0	V.J. King	F	6-6	190	Fr.	HS	Cleveland, Ohio (Paul VI Catholic HS)
1	Tony Hicks	G	6-1	180	Gr.	Tr.	South Holland, Ill. (Univ. of Pennsylvania)
4	Quentin Snider	G	6-2	175	Jr.	2L	Louisville, Ky. (Ballard HS)
5	Matz Stockman	F/C	7-0	240	Jr.	2L	Oslo, Norway (Canarias Basketball Academy)
10	Jaylen Johnson	F	6-9	230	Jr.	2L	Ypsilanti, Mich. (Ypsilanti HS)
11	Jay Henderson	G	6-4	180	So.	1L	Orlando, Fla. (Lake Highland Prep)
12	Mangok Mathiang	F/C	6-10	220	Sr.	3L	Melbourne, Australia (IMG Academy)
13	Ray Spalding	F	6-10	215	So.	1L	Louisville, Ky. (Trinity HS)
14	Anas Mahmoud	F	7-0	215	Jr.	2L	Cairo, Egypt (West Oaks Academy)
15	Tyler Sharpe	G	6-1	185	Fr.	HS	Mt. Washington, Ky. (Bullitt East HS)
22	Deng Adel	F	6-7	200	So.	1L	Melbourne, Australia (Victory Rock Prep)
23	David Levitch	G	6-3	180	Sr.	3L	Goshen, Ky. (North Oldham HS)
24	Dwayne Sutton *	F	6-5	200	So.	Tr.	Louisville, Ky. (UNC Asheville)
30	Ryan McMahan	G	6-0	170	Fr.	RS	Sarasota, Fla. (Cardinal Mooney HS)
45	Donovan Mitchell	G	6-3	195	So.	1L	Greenwich, Conn. (Brewster Academy)

Pronunciation Guide: Adel (uh-DELL), Levitch (LEV-itch), Anas Mahmoud (AH-nuss mah-MOOD), Mangok Mathiang (MANG-go, silent "K" MATH-ee-ang), Matz (Motts).

* Sutton will sit out the 2016-17 season after transferring from UNC Asheville

■ Challenging Schedule — Louisville will face a challenging schedule for the 2016-17 season. The Cardinals have played a schedule ranked among the top 16 toughest by the ratings percent index (RPI) in seven of the last nine seasons. At least 21 of the Cardinals' 31 games will be played against teams that participated in post-season competition last season, including at least 14 from the 2016 NCAA Tournament. Games against Battle 4 Atlantis participants could add to the list of tournament participants. At least 23 of the Cardinals' games will be played against teams that won 20 or more games last season.

At least 17 of Louisville's 31 games this season will be against teams that are ranked among the nation's top 25 or are receiving votes in the preseason USA Today coaches poll, including five games among teams in the top seven (1 Duke, 4 Kentucky, 6 North Carolina, 7 Virginia twice, 12 Indiana, 15 Purdue, 17 Syracuse twice; receiving votes: Florida State, Miami, Notre Dame twice, Virginia Tech, Clemson, Pittsburgh twice). More could come in the Battle 4 Atlantis. Five of the top 17 teams in the preseason poll hail from the ACC including No. 14 Louisville, with six more among those receiving votes.

■ 21 Sweet 16s for Cards — Louisville advanced to its 21st NCAA Sweet 16 in 2014-15, its fourth straight. Only three teams have had more Sweet 16 appearances than Louisville's 21 since the NCAA began Sweet 16 records in 1975 (North Carolina 27, Duke 25, Kentucky 24). The Cardinals have won seven of their last eight regional semifinal games. Louisville has been to at least the Sweet 16 in seven of the last 12 years. Louisville's NCAA Sweet 16 teams: 1975, 1978, 1979, 1980, 1982, 1983, 1984, 1986, 1988, 1989, 1993, 1994, 1996, 1997, 2005, 2008, 2009, 2012, 2013, 2014, 2015.

■ Cardinals Have Reached 14 Elite Eights -- Louisville has reached the NCAA Elite Eight on 14 occasions, including five of the last nine years. Louisville's 14 Elite Eight appearances rank sixth nationally. The NCAA recognizes Elite Eight records since 1951, the first year that all teams in the tournament would be required to win at least one game to advance to the Elite Eight. The Cardinals have a 10-4 record in regional championship games, winning two of their last three. (UofL years in Elite Eight: 1959, 1972, 1975, 1980, 1982, 1983, 1986, 1997, 2005, 2008, 2009, 2012, 2013, 2015).

■ Cards Among Nation's Top Teams in Early Rankings -- Louisville is among the top 11 teams in the nation for 2016-17 in preseason rankings by six national web sites. UofL was fifth nationally in preseason rankings by ESPN.com, ninth by KenPom.com, 10th by NBCSports.com, 12th by the USBWA and SportingNews.com, 13th by SI.com and the Associated Press, 14th in the USA Today coaches poll, and 11th in rankings by Yahoo.com and SB Nation. Louisville is one of seven ACC teams which have received mention in early rankings (also Duke, Virginia, Syracuse, North Carolina, Florida State and NC State). Louisville was ranked No. 16 in the final AP poll of 2015-16.

■ Guide Online — The UofL Men's Basketball Guide is available online at GoCards.com, specifically at <http://gocards.com/sports/2016/10/10/2016-17-mens-basketball-media-guide.aspx>.

■ Cards Have Been Tough on the Road — UofL has a 64-39 record over the last 10 years on its opponent's home court (.621). Louisville has posted a 10-8 road record in its first two years in the ACC. UofL had the most road victories of any school in Big East Conference games over its last seven years in that league and was a league-best 8-1 in its road games in The American during the 2013-14 season. The Cardinals have a 56-33 record in conference games on the road over the last 10 seasons (.629). In neutral site games, Louisville has a 32-6 record over the last five years (.842) and a 42-13 neutral site record over the last eight years (.763).

In conference games overall, Louisville had the most Big East Conference victories over its eight years in that league during the regular season (from 2005 to 2013). Louisville had a 95-45 Big East record in league victories during the regular season, just ahead of Syracuse and Pittsburgh (both at 92-48). Louisville finished fourth in each of its first two years in the ACC with a 12-6 league record each season.

■ Cards Sixth All-Time in the Polls — Louisville has been ranked in the Associated Press poll on 604 occasions, sixth most all-time. UofL has been ranked among the nation's top 10 in the preseason poll four of the last five years (unranked in 2015-16, eighth in 2014-15, third in 2013-14, second in 2012-13, ninth in 2011-12). Until the first three polls of 2014-15, the last time UofL had not been in the poll was March 5, 2012 -- a year in which UofL advanced to the Final Four.

■ Cards Among Nation's Best in Pitino Era — Louisville is among 17 programs in the nation that have won at least 70 percent of its games over the last 16 years. Louisville has a .746 winning percentage since UofL Coach Rick Pitino took over the reins of the Cardinal program, sixth best in the nation.

Best Winning Percentage Last 16 Years
Louisville is among the top 20 programs in the nation in winning percentage over the last 16 seasons under Pitino. (records through Nov. 14)

School	2016-17	2001-16	Total	Pct.
Kansas	0-1	448-95	448-96	.824
Duke	2-0	435-98	437-98	.817
Gonzaga	2-0	414-95	416-95	.814
Kentucky	2-0	410-124	412-124	.769
Memphis	1-0	398-127	399-127	.759
Louisville	2-0	391-134	393-134	.746
Pittsburgh	2-0	385-134	387-134	.743
Syracuse	1-0	389-138	390-138	.739
Wisconsin	1-0	379-138	380-138	.734
North Carolina	2-0	392-144	394-144	.732
Florida	2-0	386-145	388-145	.728
Arizona	1-0	368-145	369-145	.718
Connecticut	0-2	374-146	374-148	.716
Michigan State	0-1	386-152	386-153	.716
Xavier	2-0	360-147	362-147	.711
Ohio State	2-0	351-146	353-146	.707
Butler	1-0	356-149	357-149	.706

NCAA Sweet 16 Appearances (since 1975)	
North Carolina	27
Duke	24
Kentucky	24
Louisville	21
Kansas	21

NCAA Elite Eight Appearances (since 1951)	
Kentucky	32
North Carolina	25
Duke	20
Kansas	20
UCLA	20
Louisville	14
Michigan State	13

2016 Battle 4 Atlantis
Imperial Arena - Atlantis, Paradise Island, Bahamas (all times Eastern)
Wednesday, November 23

- Noon Game 1: Wichita State vs. LSU (ESPN)
- 2:30 p.m. Game 2: Baylor vs. VCU (ESPN2)
- 7:00 p.m. Game 3: Michigan State vs. St. John's (AXS TV)
- 9:30 p.m. Game 4: Old Dominion vs. Louisville (AXS TV)

Thursday, November 24

- Noon Game 5: Baylor/VCU Winner vs. Mich. St./St. John's Winner (ESPN)
- 2:30 p.m. Game 6: Wichita St./LSU Winner Game 1 vs. Old Dominion/Louisville Winner (ESPN)
- 7:00 p.m. Game 7: Baylor/VCU Loser vs. Mich. St./St. John's Loser (AXS TV)
- 9:30 p.m. Game 8: Wichita St./LSU Loser vs. Old Dominion/Louisville Loser (AXS TV)

Friday, November 25

- Noon Game 9: 3rd/4th Place / Loser Game 5 vs. Loser Game 6 (ESPN/ESPN2)
- 2:30 p.m. Game 10: Championship / Winner Game 5 vs. Winner Game 6 (ESPN/ESPN2)
- 7:00 p.m. Game 11: 5th/6th Place / Winner Game 7 vs. Winner Game 8 (AXS TV)
- 9:30 p.m. Game 12: 7th/8th Place / Loser Game 7 vs. Loser Game 8 (AXS TV)



■ Impressive Academic Performance

-- While the University of Louisville men's basketball team has performed well on the court, the Cardinals have excelled in the classroom as well. The team produced a collective 3.27 grade point average for 2015-16, just below its record 3.40 GPA from the 2013-14 season. Louisville has received an NCAA Public Recognition Award each of the last four years for ranking among the top 10 percent in men's basketball in the Academic Progress Rate, which measures academic eligibility, retention and graduation for student-athletes. The Cardinals had a perfect 1000 APR in the most recent four-year period, all while winning a combined 123 games — the second-most in the nation in that stretch — and the Cardinals won the 2013 NCAA Championship and reached the 2012 Final Four.

UofL had a collective 3.38 GPA for the 2016 spring semester and 14 of 15 Cardinals earned a 3.0 or better, including 10 with a 3.4 or higher GPA. The men's basketball team has been around a collective 3.0 GPA for 16 consecutive semesters. Louisville placed a league-high seven individuals on the 26-member 2016 ACC All-Academic Team. Prior to entering the ACC, UofL's men's basketball team earned four straight league Team Academic Excellence Awards, recognizing the highest collective grade-point averages in each of the conference sports (2014 American Athletic Conf., 2011-13 Big East).

■ Mitchell, Adel Candidates for National Awards — UofL guard Donovan Mitchell is among 20 watch list members for the 2017 Jerry West Shooting Guard of the Year Award, while forward Deng Adel is among the 20-player watch list for the 2017 Julius Erving Small Forward of the Year Award. Both annual awards are in their third year being presented by the the Naismith Memorial Basketball Hall of Fame.

A communication major from Greenwich, Conn., Mitchell averaged 7.4 points and 3.4 rebounds as a freshman last season when he scored in double figures on 13 occasions, including seven of the last 14 games. Mitchell and Duke's Grayson Allen are the only two ACC representatives on the watch list for the West Award.

Adel was a starter the first two games of his freshman season before being sidelined with an injury for a month. He started the last five games of the season, averaging 7.2 points and 3.2 rebounds per game. Adel is one of six ACC representatives on the watch list for the Erving Award.

■ Ear It Pronunciations -- Trouble with pronunciations? Check out the Ear It pronunciations for the Cardinals' players from the men's basketball roster on www.GoCards.com. The links next to player names on the roster are supplied by TheNameEngine.com, an interactive audio service that provides proper audio pronunciations and phonetic spellings.

■ Cards Chosen Fourth in ACC Preseason Poll

— UofL was picked to finish fourth in the Atlantic Coast Conference in 2016-17 in a preseason media poll with Duke as the league favorite. Duke junior guard Grayson Allen was honored as the preseason Player of the Year while NC State freshman guard Dennis Smith, Jr. was chosen the ACC Preseason Rookie of the Year. Louisville did not have a player on the preseason all-conference team, but UofL forward V.J. King received votes in the rookie voting. Louisville finished fourth in each of its first two years in the ACC. The 64th annual ACC Tournament will be played March 7-11 at the Barclays Center in Brooklyn, N.Y.

■ Cards Continue Productive Defense — Louisville teams under Rick Pitino have been known for their defensive intensity and the 2015-16 unit followed in that tradition. Last season, UofL limited its opponents to 58 or less points in 13 games, allowing an average of 61.1 points, which ranked sixth in the nation in scoring defense. Louisville committed fewer turnovers than its opponent in 23 games and was 19th in the nation in turnover margin (+3.0), committing single-digit turnovers in seven games.

Louisville has ranked among the nation's top 40 in field goal percentage defense in 12 of the past 14 years, including last season's .390 percentage, which was ninth in the nation. UofL held 16 of its opponents under 40 percent shooting from the field last year, nine under 36 percent and five under 30 percent.

■ Cards vs. Non-Conference Foes -- Louisville has won 48 of its last 49 non-conference games at home in the KFC Yum! Center, spanning the last six seasons. The Cardinals won 35 straight over non-conference opponents between falling to Kentucky on Dec. 27, 2014 and its previous home non-conference loss on Dec. 31, 2010 to Kentucky. The only other non-conference loss UofL has suffered in the KFC Yum! Center was a 52-46 setback at the hands of Drexel on Dec. 14, 2010. In its seventh season in the spectacular KFC Yum! Center, Louisville has an overall 101-14 record in home games, including a 58-3 record against non-conference opponents. The Cardinals have won their last 12 home games against non-conference opponents. UofL has won 40 consecutive home games in November spanning the last 25 years, including a perfect 27-0 record in the KFC Yum! Center.

■ Old Dominion Awaits Next — After playing its first three games at home in the KFC Yum! Center, Louisville travels to Paradise Island, Bahamas to face the Old Dominion Monarchs (2-0) in the Battle 4 Atlantis on Wednesday, Nov. 23 at 9:30 p.m. (AXS-TV). The game is the first of three games at the Atlantis resort in the eight-team event. Old Dominion posted a 25-13 record last season, reached the Conference USA championship game and won the inaugural Vegas 16 post-season tournament title. The Monarchs return three starters and four of its top seven scorers. Louisville defeated ODU 64-53 in the Las Vegas Invitational on Nov. 24, 2007 in the only previous meeting between the two schools as Terrence Williams scored 20 points and Earl Clark added 11 points and 15 rebounds to lead the Cardinals. Old Dominion beat James Madison 62-55 in its opener on Nov. 11, won 64-61 at Richmond on Nov. 14 and will not play against until facing the Cardinals. The Monarchs have won 12 of their last 13 games, reaching back to last season.

2016-17 ACC Preseason Media Poll

- | | |
|----------------------|--------------------|
| 1. Duke | 9. Miami |
| 2. North Carolina | 10. Virginia Tech |
| 3. Virginia | 11. Clemson |
| 4. Louisville | 12. Pittsburgh |
| 5. Syracuse | 13. Wake Forest |
| 6. NC State | 14. Georgia Tech |
| 7. Notre Dame | 15. Boston College |
| 8. Florida State | |

UofL National Ranking in Field Goal Percentage Defense

2002-0331st
2003-04 2nd
2004-05 8th
2005-0649th
2006-0725th
2007-08 8th
2008-0922nd
2009-10161st
2010-1112th
2011-12 6th
2012-1337th
2013-1420th
2014-1523rd
2015-16 9th

■ **Cards Have 14 Straight 20-Win Seasons** — Louisville is one of four Division I schools in the nation which has won 20 or more games in each of the past 14 seasons. Reaching 20 victories during the 2015-16 season and extending their streaks are Kansas (27), Duke (20), Gonzaga (18) and Louisville (14). UofL Coach Rick Pitino has won at least 20 games in a season on 24 occasions, ranking him fifth among active coaches in 20-win seasons and 11th overall. Pitino won 30 in a single season for the sixth time in 2013-14. UofL has won at least 19 games in 42 of the last 46 years.

■ **Mathiang, Snider Named Team Captains** — Senior forward/center Mangok Mathiang and junior guard Quentin Snider were selected as team captains for the Cardinals' 2016-17 season. One of three captains last season, the 6-10 Mathiang averaged 7.1 points, 5.7 rebounds and 1.2 blocked shots in the first 10 games before a broken foot sidelined him for the rest of the year. He was the MVP of the Brooklyn Hoops Holiday Invitational championship game when he produced a double-double with 17 points and 13 rebounds. Second on the team in minutes played last season, and a team-leading 3.5 assists as a sophomore. His 109 assists and just 40 turnovers ranked him fourth in the ACC in assists-to-turnovers ratio (2.73; 43rd in the NCAA) as he committed a turnover just once in every 21.2 minutes of action. He scored a career-high 21 points at NC State, knocking down 4-of-6 three-pointers in the game. Mathiang and Snider were both members of the All-ACC Academic Men's Basketball team each of the last two years.

■ **High Production Returns** -- While the Cardinals will miss their departed top three scorers in G/F Damion Lee (15.9 ppg, 3.9 rpg, 61 three pointers), G Trey Lewis (11.3 ppg, 2.3 apg, 46 threes) and F/C Chinanu Onuaku (9.9 ppg, 8.5 rpg, .620 FG Pct.), over half of their total production will return. Louisville returns 51 percent of its scoring from the 2015-16 squad (1183 of 2324 points), 59 percent of its rebounding (697 of 1183), 57 percent of its assists (238 of 419) and 57 percent of the total minutes played (3553 of 6200). Louisville returns 10 lettermen and two starters, with Quentin Snider as the Cardinals' leading returning scorer at 9.4 points per game a year ago.

■ **29 Former Pitino Assistants/Players Became Head Coaches** -- UofL Coach Rick Pitino has had 29 of his former assistants or players rise to a collegiate head coaching position. Pitino's son, Richard Pitino, added his name in April 2012 when he was named head coach at FIU and is now at Minnesota. There are 10 additional former assistants as current head coaches to bring the total to 11 active, including Mick Cronin at Cincinnati; Scott Davenport at Bellarmine (Division II); Kevin Keatts at UNC Wilmington, Steve Masiello at Manhattan; Marvin Menzies at UNLV; Kareem Richardson at Missouri-Kansas City; Reggie Theus at Cal State Northridge; Kevin Willard at Seton Hall; and Tubby Smith at Texas Tech. Pitino's nine Division I former assistants as current head coaches is the most in the nation. Four active coaches reached the 2016 NCAA Tournament (Cronin, Keatts, Smith and Willard).

Pitino has a collective 40-10 record in games against his former assistants (3-0 vs. Ralph Willard; 7-5 Tubby Smith; 7-0 Billy Donovan, 7-5 Mick Cronin, 1-0 Scott Davenport, 1-0 Marvin Menzies, 6-0 Kevin Willard, 2-0 Steve Masiello, 2-0 Richard Pitino, 2-0 Kareem Richardson, 1-0 Kevin Keatts, 1-0 Reggie Theus). Davenport's team won the 2011 NCAA Division II Championship. Indiana Pacers head coach Frank Vogel was a student manager for Pitino at Kentucky and his video coordinator with the Celtics. Pitino coached former Golden State Warriors coach Mark Jackson at the New York Knicks. Donovan moved from Florida to the NBA's Oklahoma City Thunder. Eastern Kentucky coach Dan McHale was a program assistant at Louisville for two seasons. Eight former Pitino players also became collegiate head coaches, five of which are currently active including Travis Ford of Oklahoma St.; Allen Edwards of Wyoming; Mark Pope of Utah Valley; Sean Woods of Morehead St.; Donovan and Masiello. Including games against both his former assistants and former players who went on to become collegiate head coaches, Pitino is 47-11 (record vs. former players as head coaches: 3-1 vs. Travis Ford, 2-0 vs. John Pelphrey, 1-0 Scott Padgett, Mark Pope 1-0 and Donovan).

■ **Non-Conference Success** -- Louisville has a 192-44 record (.812) against non-conference opponents in Coach Rick Pitino's 16 seasons (includes post-season). The Cardinals are 134-10 at home in regular season non-conference games under Pitino, including a 58-3 mark over the last seven seasons in the KFC Yum! Center.

■ **Pitino Fourth in Wins in 32 Seasons** -- Early in the 2016-17 season, UofL Coach Rick Pitino already ranks fourth in most career coaching victories through 32 seasons. Pitino's 747 victories place him 24 wins behind Jim Boeheim for third on the list.

Best Career Coaching Starts by Wins - 32 Seasons

Coach, School	Seasons	W	L	Pct.
1. Mike Krzyzewski, Army & Duke.....	1976-2007	775	261	.748
2. Dean Smith, North Carolina.....	1962-93	774	223	.776
3. Jim Boeheim, Syracuse.....	1977-2008	771	278	.735
4. Rick Pitino, Hawaii, Boston U., Providence, Kentucky & Louisville	1976, 79-83, 86-87, 90-97, 2002-16	747	262	.740
5t. Lute Olson, Long Beach St., Iowa & Arizona.....	1974-2005	740	256	.743
5t. Bob Huggins, Walsh, Akron, Cincinnati, Kansas St. & West Virginia.....	1981-2005, 07-14	740	302	.710

Most Final Four Appearances All-Time

12 John Wooden
12 Mike Krzyzewski
11 Dean Smith
8 Roy Williams
7 Rick Pitino
7 Tom Izzo

HEAD COACH RICK PITINO

In his 32nd season as a collegiate head coach and 16th at Louisville, UofL Coach Rick Pitino has compiled a 747-262 overall record (393-134 at UofL). A member of the Naismith Memorial Basketball Hall of Fame, he is the first coach to take three different schools to the NCAA Final Four -- including his 2005, 2012 and 2013 Cardinal teams -- and the first to win an NCAA Championship at two different schools after guiding Louisville to the 2013 NCAA title. Among active coaches, Pitino (Massachusetts '74) has the second-highest winning percentage in NCAA Tournament games (.746 winning percentage, 53-18 record in 20 NCAA tournament appearances) and his overall .740 winning percentage entering the season ranks him 14th among active coaches. He guided Kentucky to three NCAA Final Four appearances in eight seasons (1989-97), winning the 1996 NCAA Championship and reaching the national title game in 1997. He has also served as head coach at Providence College (1985-87, 1987 Final Four), Boston University (1978-83), Hawaii (last six games in 1975-76) as well as the NBA New York Knicks (1987-89) and Boston Celtics (1997-2001). Pitino has a 2-1 record against Long Beach State (2-1 at UofL, 0-1 at Hawai'i).



Rick Pitino Collegiate Head Coaching History

School	First yr.	Last yr.	W	L	Pct.
Hawaii	1975-76	1975-76	2	4	.333
Boston U.	1978-79	1982-83	91	51	.641
Providence	1985-86	1986-87	42	23	.646
Kentucky	1989-90	1996-97	219	50	.814
Louisville	2001-02	Present	393	134	.746
Total (31 seasons)			747	262	.740

Pitino's Milestone Collegiate Victories

No.	Date	Score
1	2/28/76	Hawaii 82, Portland 58
100	12/21/86	Providence 93, Howard 84
200	3/22/92	Kentucky 106, Iowa State 98
300	1/20/96	Kentucky 124, TCU 80
400	12/7/03	Louisville 56, Holy Cross 40
500	11/24/07	Louisville 64, Old Dominion 53
600	11/11/11	Louisville 83, UT Martin 48
700	11/26/14	Louisville 45, Cleveland St. 33

Pitino is three short of his 750th career win

Pitino's Milestone Louisville Victories

No.	Date	Score
1	11/18/01	Louisville 92, South Alabama 38
100	12/4/05	Louisville 67, Arkansas State 55
200	3/27/09	Louisville 103, Arizona 64
300	3/4/13	Louisville 67, Cincinnati 57
350	12/14/14	Louisville 68, UNC Wilmington 57

Pitino is seven short of his 400th win at Louisville

Active Coaches with 700 wins (thru 2015-16)

Coach, school	Record	Pct.
Mike Krzyzewski, Duke	1043-321	.765
Jim Boeheim, Syracuse	884-342	.721
Bob Huggins, West Virginia	791-321	.711
Roy Williams, North Carolina	783-209	.789
Rick Pitino, Louisville	745-262	.740

■ **Cards' Trio Unique in Top 15** - Louisville is the only school in the nation with its football, men's basketball, and women's basketball programs each ranked among the Associated Press' top 15 (football: No. 3; women's basketball: No. 5; men's basketball: No. 12). The Cardinals have four additional sports currently ranked among the nation's top teams in men's soccer (9th), field hockey (8th), women's swimming (8th) and men's swimming (10th). UofL's men's soccer team is the No. 4 overall seed in the NCAA Championship. UofL's women's cross country team advanced to the NCAA Championship for the first time in school history and the Cardinals' field hockey team competed in the NCAA Tournament as well as the event's No. 9 seed.

■ **Special 4 p.m. Tipoff Nov. 17 vs. Long Beach State** - Louisville's Thursday, Nov. 17 men's basketball game against Long Beach State in the KFC Yum! Center has been set for a 4 p.m. tipoff.

There is an unavoidable conflict in dates with the basketball game and UofL's 8 p.m. football game at Houston that will be played on the same evening. The basketball time was set at 4 p.m. to allow Cardinal fans the opportunity to watch both games of great interest and avoid significant traffic issues that could be present with other start times.

Because the parking garages used for Cardinal Basketball events also are used by other patrons during weekdays, reserved season parking spaces will not be available in area garages for the Nov. 17 game. Multiple parking spaces are available at surface lots or garages within a four-block radius of the KFC Yum! Center. NCAA Tournament events that have tipped off on weekday afternoons at the KFC Yum! Center have fared well with parking and traffic issues. Many fans also already utilize other parking options in downtown garages.

UofL season ticket holders who have paid for season parking through the university will receive an email communication with information to receive an arena concession voucher to offset the single-game parking cost of \$10.

Long Beach State returns three starters from last season when it won 20 games, finished third in the Big West Conference, reached the postseason NIT and posted a final RPI of 84. The game time allows fans an opportunity to watch the basketball team in action live, grab dinner following the game downtown or at their preferred location, and view the entire football telecast on ESPN. It is understood that the start time is abnormal, but fans can plan ahead to fully enjoy the special basketball/football events that day.

■ **Cards' Class Among Nation's Best** -- Four outstanding high school products have each signed a national letter-of-intent with UofL, ranking this Cardinal group among the nation's top recruiting classes. The list of impressive signees includes **Jordan Nwora**, a 6-7, 215-pound forward from Buffalo, N.Y. and Vermont Academy in Saxtons River, Vt.; **Darius Perry**, a 6-2, 170-pound guard from Powder Springs, Ga. and Wheeler High School in Marietta, Ga.; **Lance Thomas**, a 6-8, 210-pound forward from Norcross (Ga.) High School; and **Malik Williams**, a 6-11, 215-pound forward/center from Snider High School in Ft. Wayne, Ind.

Nwora (pronounced nuh-WOR-uh) averaged 23.4 points and 10.1 rebounds as a senior last season in leading The Park School in Buffalo, N.Y. to the Manhattan Cup Class A final. He will play his final prep season at Vermont Academy in Saxtons River, Vt. A two-time All-West New York selection, Nwora enters the year ranked No. 89 nationally by Rivals.com, 109th by 247Sports.com, and is No. 91 in the ESPN 100.

Perry averaged 15.0 points, 4.3 assists, 4.0 rebounds and 3.1 steals as a junior last season as Wheeler posted a 22-6 record before falling in the first round of the Georgia state playoffs. Honored as a first-team all-region pick as a junior, Perry is ranked is No. 53 nationally in the ESPN 100, 63rd by 247Sports.com, 76th by Scout.com and 82nd by Rivals.com.

Thomas averaged 8.3 points, 6.6 rebounds and 3.7 blocked shots as a junior last season in helping his Norcross High School team to a 26-4 record and the Georgia Class AAAAAA Sweet 16 before falling to eventual state champion Westlake. A first-team All-Region 7 selection last year, Thomas is ranked No. 76 nationally by 247Sports.com and No. 121 by Scout.com, which lists him as the 16th-best power forward in the nation.

Williams averaged 21.2 points, 13.1 rebounds, 2.9 blocked shots and connected on 36 percent of his three-point attempts as a junior last season in helping his Snider High School team produce a 14-9 record. A first-team All-Summit Athletic Conference selection as a junior, Williams is ranked No. 21 nationally Scout.com, No. 29 by Rivals.com, No. 30 by 247Sports.com and is No. 41 the ESPN 100.

■ **Card File** - Louisville has been ranked in 77 of the last 80 Associated Press polls ... Attendance at the KFC Yum! Center will surpass the 2.5 million mark this season. A total of 2,433,847 fans have flocked to the arena to watch UofL play through its first game in the Cards' seventh seasons, 40,024 short of the 2.5 million mark ... Louisville has won its last 156 games when holding its opponent below 50 points, last falling when that occurred 44-41 to Western Kentucky on Jan. 10, 1945. The Cardinals limited Evansville to 47 points in the season opener ... Louisville is second to North Carolina for the national lead with 67 all-time 1,000 point scorers. Quentin Snider is the next closest Cardinal to that milestone, entering his junior year with 453 career points ... All 14 active UofL players saw action in the Cardinals' opener against Evansville, allowing four to make their collegiate debuts in Tony Hicks, V.J. King, Ryan McMahon and Tyler Sharpe.

ATLANTIC COAST CONFERENCE

(ACC Standings through Nov. 14)

School	ACC	Overall	Streak
Duke.....	0-0	2-0	W 2
Georgia Tech.....	0-0	2-0	W 2
Louisville.....	0-0.....	2-0	W 2
North Carolina.....	0-0	2-0	W 2
NC State.....	0-0	2-0	W 2
Pittsburgh.....	0-0	2-0	W 2
Wake Forest.....	0-0	2-0	W 2
Clemson.....	0-0	1-0	W 1
Florida State.....	0-0	1-0	W 1
Miami.....	0-0	1-0	W 1
Notre Dame.....	0-0	1-0	W 1
Syracuse.....	0-0	1-0	W 1
Virginia.....	0-0	1-0	W 1
Virginia Tech.....	0-0	1-0	W 1
Boston College.....	0-0	0-1	L 1

Upcoming ACC Games

Tuesday, November 15

Long Beach State at North Carolina - ACCNE.....	TBA
<i>Maui Jim Maui Invitational</i>	
Holy Cross at Syracuse - ACCNE.....	7:00
<i>Brooklyn Hoops Classic</i>	
Iona at Florida State - ACCNE.....	7:00
St. Francis (N.Y.) at Virginia - ACCNE.....	7:00
High Point at Virginia Tech - ACCNE.....	7:00
UMES at Boston College - ACCNE.....	7:00
Duke vs. Kansas - ESPN.....	9:30
<i>Champions Classic, MSG, New, York, N.Y.</i>	

Wednesday, November 16

Seattle at Notre Dame - ACCNE.....	7:00
<i>Legends Classic</i>	
Miami at North Florida - ESPN3.....	7:00

Thursday, November 17

Clemson vs. Davidson - ESPN.....	11:00am
<i>Puerto Rico Tip-Off, Orlando, Fla.</i>	
Wake Forest vs. UTEP - ESPN3.....	1:30
<i>Charleston Classic, Charleston, S.C.</i>	
Long Beach State at Louisville - ACCNE.....	4:00
<i>Battle 4 Atlantis, Louisville, Ky.</i>	
Pittsburgh vs. SMU - ESPN2.....	7:00
<i>2K Classic, MSG, New York, N.Y.</i>	

Friday, November 18

Loyola (Md.) at Notre Dame - ACCNE.....	TBA
Clemson vs. Xavier/Missouri - ESPN.....	11:30am/1:30
<i>Puerto Rico Tip-Off, Orlando, Fla.</i>	
Wake Forest vs. Villanova/W. Mich - ESPN2/3	1:30/3:30
<i>Charleston Classic, Charleston, S.C.</i>	
Pittsburgh vs. Michigan/Marquette - ESPN2.	4:30/7:00
<i>2K Classic, MSG, New York, N.Y.</i>	
NC State vs. Montana - CBSN.....	6:00
<i>Paradise Jam, US Virgin Islands</i>	
Winthrop at Florida State - ACCNE.....	7:00
<i>Preseason NIT</i>	
Monmouth at Syracuse - ACCNE.....	7:00
<i>Brooklyn Hoops Classic</i>	
Ohio at Georgia Tech - ACCNE.....	8:00
<i>MTE Classic</i>	
North Carolina at Hawaii - OCSports.....	2:00am

Saturday, November 19

NC State vs Creighton/Washington State - CBSN..	TBA
<i>Paradise Jam, US Virgin Islands</i>	
Duke vs. Penn State - ACCNE.....	12:30
<i>Hall of Fame Tip-Off, Uncasville, Conn.</i>	
Penn at Miami - ACCNE.....	4:00
VMI at Virginia Tech - ACCNE.....	7:00

■ **Three With 390** — Louisville is the only NCAA Division I men’s basketball program to have three different coaches with at least 390 victories at the school. Current Cards’ Coach Rick Pitino has won 393 games in his 16th season at UofL, his predecessor Denny Crum won 675 games in 30 years (1971-2001) and Bernard “Peck” Hickman won 443 in his 23 years guiding the Cardinals (1944-67). Kansas can join that list when Bill Self wins his 390th game at Kansas (385 entering the season) as Phog Allen (590) and Roy Williams (418) have at least 390 wins there.

■ **Six NBA Draft Picks in Last Four Years** -- Chinanu Onuaku, who was a sophomore forward/center for UofL last season, was selected by the Houston Rockets with the 37th pick overall in the second round of the 2016 NBA Draft.

A total of 69 former Louisville players have been selected in the NBA Draft, including six in the last four years. Terry Rozier was selected in the first round of the 2015 draft by the Boston Celtics as the 16th overall pick, while forward Montrezl Harrell was taken in the second round by the Houston Rockets as the 32nd selection. Russ Smith was selected by the Philadelphia 76ers in the second round of the 2014 NBA Draft with the 47th overall pick, and was subsequently traded to the New Orleans Pelicans. Gorgui Dieng was a first-round selection and the 21st overall pick by the Utah Jazz in 2013, with his rights subsequently traded to the Minnesota Timberwolves, where he has played the last three seasons. Peyton Siva was a second round choice of the Detroit Pistons in 2013 with the 56th pick overall.

Louisville has produced 23 first-round NBA Draft choices, including 11 in the top ten and five among the top three picks (Pervis Ellison first in 1989; Wes Unseld second in 1968; Darrell Griffith second in 1980; Charlie Tyra second in 1957; Rodney McCray third in 1983).

■ **Louisville Top College Basketball Market** -- Louisville is consistently the highest-rated television market for college basketball on ESPN. Louisville has been the top market each of the last 14 years, averaging a 4.9 rating for the 2015-16 season. Louisville was over two points higher than second-place Raleigh-Durham, which averaged a 2.7 rating. The remaining top 10 was Kansas City (2.5), Greensboro-High Point (2.5), Cincinnati (1.8), Dayton (1.7), Greenville (1.7), Indianapolis (1.6) and Memphis (1.5). The Cardinals’ NCAA Sweet 16 game against Kentucky in 2014 drew a 51.5 rating and 73 share, making it the second highest-rated event in Louisville television history. Louisville’s 2013 NCAA Championship game against Michigan is the top-rated television event all-time in the Louisville market.

■ **International Flavor** — Louisville had an international flavor with four players on its roster hailing from foreign countries. Mangok Mathiang was born in Sudan, Africa and lived in Melbourne, Australia where he also played rugby and Australian Rules Football before coming to the United States. He played a season at Carbondale (Ill.) Brehm Prep School. Deng Adel followed a similar path as he was born in the Sudan, grew up in Australia and spent his senior year of high school in Florida. From Cairo, Egypt, Anas Mahmoud played a year at West Oaks Academy in Orlando, Florida before joining UofL. Matz Stockman, from Oslo, Norway, attended school in Spain’s Canary Islands during the 2013-14 season before his trek to the U.S.

■ **Statistical Trends** — UofL is 170-9 over the last 16 seasons under Coach Rick Pitino when scoring 80 or more points (1-0 this year, 10-0 in 2015-16, 11-0 in 2014-15) ... Over the past 16 years under Pitino, Louisville is 130-6 when shooting 50 percent or better from the field (14-0 in 2015-16, 8-0 in 2014-15) ... UofL is 315-47 when holding its opponent below 70 points over the past 16 years under Pitino (2-0 this season, 19-1 in 2015-16, 24-4 in 2014-15, 27-1 in 2013-14).

■ **Seventh Season in KFC Yum! Center** -- This is Louisville’s seventh season in the spectacular KFC Yum! Center, located on the banks of the Ohio River in downtown Louisville. The Cardinals had previously played basketball for 54 years in Freedom Hall (1956-2010). The 22,000-seat multi-purpose arena was built at a cost of \$238 million and includes 71 luxury suites, 62 four- or six-seat premium boxes, over 2,000 side-court club seats and four party suites with a seating capacity of 32 each.

UofL’s men’s and women’s teams have permanent locker rooms. There are five additional team locker rooms, two officials locker rooms, five star dressing rooms, a full-function media work room and a full-sized basketball practice court on the event level. The seven levels of the arena (including the upper catwalk) include a collective 721,762 square feet, or roughly the area of 13 football fields.

After passing through the one and a half acre landscaped entry plaza that features a basketball-themed fountain, entering fans can visit the 2,500-square foot UofL adidas store, the 3,000-square foot UofL Hall of Honor, or head to their seats using one of the eight escalators or seven elevators within the building.

Lounge space is abundant within the arena.

Four spacious donor rooms are available for Cardinal fans, including three that overlook the Ohio

River. The 7,000-square foot main concourse restaurant overlooks the river and a main concourse sports bar has views directly into the arena bowl. Two 4,000-square foot club lounges on the event level, as well as the terrace club and premium box lounges, provide amenities for their respective patrons. The KFC Yum! Center served as the site for the NCAA Men’s Basketball Tournament second and third rounds in 2012 and 2015, the NCAA South Regional in 2016 and was the site for the 2012 NCAA Women’s Volleyball Championship on December 13 and 15.



■ **Cardinal Spurts** — In its first two games this season, Louisville has produced six runs of 8-0 or better, including runs of 9-0, 16-0 and 12-0 against William & Mary in its last game. UofL had a season-best 20-0 run vs. Evansville on Nov. 11. Louisville has forced its opponents into nine scoring droughts of three minutes or more, including scoring droughts of 3:56 and 6:06 in its last game vs. William & Mary. UofL had a season-best 6:34 period of scoreless defense vs. Evansville.

■ **Hancock Analyst for Thursday** -- Former UofL guard Luke Hancock will be the analyst for Thursday’s ACC Network Extra telecast of the Cardinals’ game against Long Beach State. Hancock was the Most Outstanding Player of the 2013 NCAA Final Four, the first non-starter to earn the honor in the event’s 75-year history. In the national championship game against Michigan, he totaled 22 points, three assists and two steals, hitting all five of his 3-point attempts. He had 20 points and four rebounds vs. Wichita State in the national semifinals. Hancock scored 1,370 career collegiate points, including 604 in two years at George Mason and 766 in two at Louisville.

■ **Season Openers** — With its win over Evansville on Nov. 11, UofL has won 22 of its last 24 season openers and the last 13. UofL Coach Rick Pitino improved to 28-3 in opening games collectively at his four full collegiate coaching stops. The Cards have posted a 70-33 record in all-time season openers (47-13 home, 10-15 away, 13-5 neutral). This year was tied with two other games for the second-earliest season opener ever for the Cards (Nov. 9, 2013 vs. College of Charleston was the earliest).

■ **Five-League Champs** -- UofL Coach Rick Pitino is the only coach to win both regular season and tournament championships in five different conferences, including three while at Louisville (ECAC North Atlantic, Southeastern, Conference USA, Big East, American).

Louisville in the Polls

Date	AP	USAT
preseason	13	14
Nov. 14	12	12

UofL Radio Network Affiliates

WHAS	840 AM	Louisville, Ky.
<i>(Flagship Station)</i>		
WKRD	790 AM	Louisville, Ky.
WCKY	1530 AM	Cincinnati, Ohio
WWRW	105.5 FM	Lexington, Ky.
WSFC	1240 AM	Somerset, Ky.
WYMC	1430 AM	Mayfield, Ky.
WLME	102.7 FM	Owensboro, Ky.
WPAD	1560 AM	Paducah, Ky.
WCCK	95.7 FM	Calvert City, Ky.
WKDO	98.7 FM	Liberty, Ky.
WWXL	1450 AM	Manchester, Ky.

Sirius XM Satellite Radio

The radio broadcast is also available for a fee through GoCards.com and CardsMobile, the Cards’ official Android/iPhone app.

■ **Anniversary Year for Two Final Four teams** — The 2016-17 season marks notable anniversaries for two of Louisville's Final Four teams. It is the 45th anniversary for UofL's 1972 NCAA Final Four team (26-5 record), which was guided by future Hall of Fame Coach Denny Crum in his first season with the Cardinals. The Missouri Valley Conference Co-Champions featured five senior starters, including All-America guard Jim Price (1,460 career points, 1969-72), forward Ron Thomas, whose 13.0 career rebounding average is the fourth-best ever at UofL (1970-72), and 1,000-point scorer Al Vilcheck (1,048 points, 1969-72). This season also marks the 35th anniversary of the Cardinals' 1982 Final Four team, which had six seniors on its roster. Crum's fourth Final Four team, which was runner-up in the Metro Conference, included four starters that totaled over 1,000 career points in Derek Smith (1,826), Lancaster Gordon (1,614), Jerry Eaves (1,250) and Rodney McCray (1,247). The Cardinals beat UAB on its home floor to win the Midwest Regional.

NCAA Division I Most Victories

School	First Year	First (entering 2016-17)			Pct.
		Yrs.	Won	Loss	
1. Kentucky	1903	113	2205	682	.764
2. Kansas	1899	118	2186	836	.723
3. North Carolina	1911	106	2173	774	.737
4. Duke	1906	111	2087	864	.707
5. Syracuse	1901	115	1943	865	.692
6. Temple	1895	120	1870	1037	.643
7. Notre Dame	1898	111	1819	984	.649
8. UCLA	1920	97	1818	819	.689
9. St. John's	1908	108	1803	980	.648
10. Indiana	1901	116	1783	1003	.640
11. Louisville	1911	102	1778	892	.666
12. Brigham Young	1903	114	1764	1059	.625
13. Arizona	1905	111	1762	927	.655

■ **Tickets Available** -- A limited number of single-game tickets for UofL home games in November and December on sale now. Tickets are \$46 for the Cardinals' Nov. 30 game against Purdue, \$82 for UofL's Dec. 28 ACC opener against Virginia, weekend non-conference games are \$45 and remaining weekday non-conference and exhibition games are \$40 each. The Cardinals' Dec. 21 game against Kentucky is sold out. Tickets will be on sale at the UofL Ticket Office, located near Gate 2 of Papa John's Cardinal Stadium at 2800 South Floyd Street. The ticket office is open weekdays from 9 a.m. until 5 p.m. Cardinal fans may also purchase tickets by visiting Ticketmaster online at www.Ticketmaster.com, calling 1-800-745-3000 or by visiting any Ticketmaster Ticket Center, including the KFC Yum! Center.

■ **La Poderosa Broadcast Six** — Six UofL home men's basketball games will be broadcast this season in Spanish on La Poderosa (WTUV, 620AM). The remaining games include: Nov. 17 vs. Long Beach State, Dec. 7 vs. Southern Illinois, Dec. 10 vs. Texas Southern, Jan. 19 vs. Clemson and Feb. 18 vs. Virginia Tech. Carlos Lucio and Elvis Martinez call the action for the broadcasts in UofL's effort to reach out to the Hispanic community for the last 12 years. All of U of L's home football games over the last 12 years have also been broadcast in Spanish.

Louisville has won ...

... 48 of its last 64 post-season tournament games over the last 12 years (including conference, NCAA and NIT since 2005). Louisville is 25-4 in the postseason over the last five years.
 ... 26 of its last 34 games in the NCAA Tournament (since 2005), advancing to the final eight teams five times in the last nine years (2008, 2009, 2012, 2013, 2015).
 ... 30 of 38 games during the month of March over the last five years.
 ... 148 games over the last six years, tied for the fifth-most wins in the nation in that stretch. Louisville is one of just three teams to win at least 30 games in three of the last five seasons (also Kentucky, Wichita State), winning a school-record 35 victories during the Cardinals' 2012-13 NCAA Championship season.
 ... 20 games for the last 14 straight seasons, a feat accomplished by only four schools.
 ... 12 ACC regular season games in 2014-15 and 2015-16. Louisville has won at least 10 league games for nine straight seasons. UofL has finished in the top three in its conference six of the last 10 years.
 ... 10 of its last 11 conference tournament games. Louisville is 15-3 with three championships over its last seven conference tournaments, reaching the title game five times. Louisville has won three of the last four conference tournament titles in which it has participated.

Cardinals in the NCAA Tournament

■ Louisville made its 41st NCAA Tournament appearance in 2015. The Cardinals have reached the NCAA Tournament 32 of the last 40 years (nine of the last 10, 12 of the last 14, 14 of the last 18 years, 20 of last 25). The Cards have reached the Sweet 16 on 21 occasions and have advanced to the Elite Eight four of the last seven seasons. Louisville is sixth in tournament victories (75) and is fifth in NCAA Tournament appearances (41). UofL has a 75-42 overall NCAA Tournament record, reaching the Final Four 10 times.

■ Only four teams -- Kentucky (56), North Carolina (47), UCLA (46), and Kansas (45) -- have more NCAA Tournament appearances than Louisville's 41.

■ U of L Coach Rick Pitino has a 53-18 record in NCAA Tournament play (.746), ranking him second among active coaches in winning percentage and 10th all time. Only three coaches have coached more Final Four teams than Pitino's seven, a feat matched by one other. Pitino is the first coach to win an NCAA Championship at two different schools; the first to lead three different teams to the Final Four; is one of 11 coaches to lead four different schools to the NCAA Tournament; and one of 10 active collegiate coaches who have won an NCAA Championship.

■ Only three teams have been to more Sweet 16 appearances than Louisville's 21 since the NCAA began Sweet 16 records in 1975 (North Carolina 27, Kentucky 26, Duke 25; Kansas is tied with Louisville/21).

■ U of L Coach Rick Pitino has guided 20 teams to NCAA tournament appearances, including 12 of his last 14 years at Louisville (nine of the last 10 years). His last six straight Kentucky teams reached the NCAA Tournament. The Wildcats won the 1996 NCAA title and were national runner-up in 1997 under his guidance.

All-Time NCAA Final Four Appearances

North Carolina...	19
UCLA.....	17
Kentucky	17
Duke.....	16
Kansas	14
Ohio State	11
Louisville.....	10
Michigan State....	9
Indiana.....	8

UofL in the NCAA Tournament

NCAA Tournament Appearances	41
(32 of the last 39 years; 20 of last 24)	
All-Time NCAA Tourn. Record.....	75-42
Sweet 16 Appearances.....	21
Final Four Appearances.....	10
NCAA Championships	3
Pitino's NCAA Tourn. Record	53-18
Pitino's NCAA Tourn. Appearances ..	20

'16-17 NATIONAL RANKINGS

Associated Press
(Nov. 14)

1 Duke
2 Kentucky
3 Villanova
4 Oregon
5 North Carolina
6 Indiana
7 Kansas
8 Virginia
9 Wisconsin
10 Arizona
11 Xavier
12 Louisville
13 Michigan State
14 Gonzaga
15 Purdue
16 UCLA
17 Saint Mary's
18 Syracuse
19 West Virginia
20 Iowa State
21 Rhode Island
22 Creighton
23 Texas
24 Cincinnati
25 California

ESPN/USA Today
(Nov. 14)

1 Duke
2 Kentucky
3 Villanova
4 Oregon
5 Indiana
6 North Carolina
7 Virginia
8 Kansas
9 Arizona
10 Xavier
11 Wisconsin
12 Louisville
13 Michigan State
14 Gonzaga
15 Purdue
16 UCLA
17 Saint Mary's
18 Syracuse
19 West Virginia
20 Creighton
21 Texas
22 Rhode Island
23 Iowa State
24 Maryland
25 Cincinnati

Last time an individual had ...

	For Louisville	For A Louisville Opponent
30 or more points	31 by Wayne Blackshear vs. CSUN (12/23/14)	31 by Devin Thomas, Wake Forest (1/4/15)
35 or more points	42 by Russ Smith vs. Houston (3/14/14)	36 by Scottie Reynolds, Villanova (1/11/10)
20 points in a half	20 by Trey Lewis vs. Virginia Tech, 2H (1/27/16)	24 by Austin Freeman, Georgetown, 2H (2/23/10)
15 or more rebounds	15 by Chinanu Onuaku vs. Syracuse (2/17/16)	18 by Ryan Taylor, Marshall (11/21/14)
20 or more rebounds	23 by Ellis Myles vs. Tennessee St. (12/1/01)	21 by Dwayne Whitfield, Jackson St. (11/23/94)
A four-point play	Russ Smith vs. Kentucky (12/31/11)	Demetrius Jackson, Notre Dame (2/13/16)
12 made free throws	12 by Russ Smith vs. UConn, 15 att. (1/18/14)	13 by Seth Allen, Virginia Tech (1/27/16)
7 made three-point goals	7 by Preston Knowles vs. Syracuse (2/12/11)	7 by Anthony Mason Jr., St. John's (1/26/08)
10 or more assists	11 by Chris Jones vs. Virginia Tech (1/13/15)	10 by Elfrid Payton, Louisiana Lafayette (12/7/13)
5 or more blocked shots	5 by Mangok Mathiang vs. William & Mary (11/14/16)	5 by Cheikh Mbodj, Cincinnati (3/4/13)
5 or more steals	5 by Damion Lee vs. Michigan State (12/2/15)	5 by Will Cummings, Temple (2/27/14)

The Last Time a Team ...

	Louisville	Opponent
Scored 100 points	111-63 win over Grand Canyon (12/5/15)	101-104 5OT loss to Notre Dame (2/9/13)
Scored less than 50 points	63-47 loss vs. Virginia (1/30/16)	78-47 victory over Evansville (11/11/16)
Scored 60 points in a half	61 vs. Gr. Canyon; 1st H of 111-63 win (12/5/15)	60 by Tulane; 2nd H of 109-96 win (1/18/90)
Scored under 20 points in a half	14 vs. Virginia; 1H of 63-47 loss (1/30/16)	14 by Boston College 1H, 79-47 UL win (2/6/16)
Had a +20 Rebound Margin	23 (52-29) vs. Evansville (11/11/16)	26 (57-31) by Kentucky (12/31/11)
Grabbed 60 or more rebounds	60 vs. Jacksonville State (11/17/14)	60 by George Mason (1/4/94)
Grabbed less than 25 rebounds	24 vs. USF (1/12/12)	22 by Kennesaw State (12/16/15)
Shot 60% or better from the field	.652 (30-46) vs. Pittsburgh (1/25/15)	.614 (43-70) by Charlotte (2/11/01)
Shot 30% or below from the field	.295 (18-61) vs. Duke (1/17/15)	.281 (14-49) by Evansville (11/11/16)
Shot 70% from the field for a half	.708 (17-24) vs. Pittsburgh in 1st H (1/25/15)	.765 (13-17) by Georgetown in 2nd H (1/31/11)
Made 5 or less free throws	1 vs. Syracuse (in 2 attempts, 2/17/16)	5 by Georgia Tech (in 7 attempts, 3/1/16)
Made 15 three-point goals	16 (in 30 attempts) vs. Rutgers (2/16/14)	17 by Notre Dame (2/4/06)
Made No three-point goals	0 vs. Pittsburgh (2/11/15)	0 by Cal State Northridge (12/23/14)
Shot 60% from the three-point line	.667 (12-18) vs. Virginia Tech (1/27/16)	.727 (8-11) by Miami (2/27/16)
Handed out 25 or more assists	28 vs. UCF (12/31/13)	25 by Notre Dame (2/28/08)
Handed out 5 or less assists	1 vs. Kentucky (12/27/14)	4 by Pittsburgh (1/14/16)
Committed 25 or more turnovers	26 vs. West Virginia (1/31/09)	25 by FIU (12/5/14)
Committed 5 or fewer turnovers	5 vs. NC State (2/14/15)	2 by Virginia (2/7/15)
Blocked 10 or more shots	11 vs. William & Mary (11/14/16)	14 by Connecticut (3/4/06)
Had No Blocked Shots	0 vs. North Carolina A&T (3/21/13)	0 by UMKC (12/22/15)
Had 15 or more steals	16 vs. Savannah State (11/24/14)	19 by Rutgers (3/13/14)
Had No Steals	0 vs. Saint Louis (2/12/03)	0 by Saint Louis (3/22/14)

**Louisville Top Efforts Under Rick Pitino
(Since 2001-02)****Longest winning streak:** 17 games (2002-03)**Longest conference winning streak:** 10, twice -- 2008-09 & 2012-13 seasons**Longest losing streak:** 4 games (2003-04)**Longest conference losing streak:** 4 games (2003-04)**Most points scored in a game:** 114 vs. Western Kentucky, 12-22-10 (UL 114, WKU 82)**Fewest points scored in a game:** 45 vs. Cleveland State, 11-26-14 (UL 45, CSU 33)**Most points allowed in a game:** 104 vs. Notre Dame, 2-9-13 (UND 104, UL 101, 5 ot)**Fewest Points Allowed in a Game:** 26 vs. Savannah State, 11-24-14 (UL 87, SSU 26)**Fewest Points Allowed in a Conference Game:** 31 vs. Rutgers, 3-13-14 (UL 92, RU 31)**Largest Margin of Victory:** 64 vs. Morehead St., 12-27-04 (UL 104, USA 40)**Largest Margin of Victory in a Conference Game:** 61 vs. Rutgers, 3-13-14 (UL 92, RU 31)**Largest losing margin:** 33 vs. Notre Dame, 2-12-09 (ND 90, UL 57)**Fewest points scored in a win:** 45 vs. Cleveland State, 11-26-14 (UL 45, CSU 33)**Most points allowed in a win:** 89 vs. Notre Dame, 2-17-10 (UL 91, UND 89 2 ot)**Most points scored in a loss:** 101 vs. Notre Dame, 2-9-13 (UND 104, UL 101, 5 ot)**Fewest points allowed in a loss:** 52 vs. Drexel, 12-14-10 (DU 52, UL 46); vs. Syracuse, 2-13-12 (SU 52, UL 51); vs. Virginia, 2-17-15 (UVA 52, UL 47)**Largest deficit overcome to win a game:** 20 vs. West Virginia, 3-26-05 (UL 18, WVU 38)**Largest lead given up in a loss:** 19 vs. Marquette, 2-27-03 (UL 42, MU 23)**Highest shooting percentage:** .652 vs. Pittsburgh, 1-25-15 (UL 80, Pitt 68)**Highest shooting percentage in a conference game:** .652 vs. Pittsburgh, 1-25-15 (UL 80, Pitt 68)**Lowest shooting percentage:** .268 vs. Western Kentucky, 11-30-08 (WKU 68, UL 54)**Lowest shooting percentage in a conference game:** .274 vs. Cincinnati, 1-19-02 (UL 50, UC 77)**Highest 3-point percentage:** .778 vs. Memphis, 2-4-04 (UL 58, UM 62)**Highest 3-point percentage in a conference game:** .778 vs. Memphis, 2-4-04 (UL 58, UM 62)**Lowest 3-point percentage:** .000 vs. Pittsburgh, 2-11-15 (UL 69, Pitt 56)**Lowest 3-point percentage in a conference game:** .000 vs. Pittsburgh, 2-11-15 (UL 69, Pitt 56)**Most three-pointers:** 22 vs. Hartford, 11-17-07 (UL 104, UH 69)**Free throws made:** 41 vs. Rutgers, 1-4-14 (UL 83, RU 76)**Most assists:** 34 vs. VMI, 12-23-04 (UL 107, VMI 56)**Most blocked shots:** 18 vs. Holy Cross, 12-7-03 (UL 56, HC 40)



2016-17 Louisville Men's Basketball
LOUISVILLE Combined Team Statistics (as of Nov 14, 2016)
All games



RECORD:	OVERALL	HOME	AWAY	NEUTRAL
ALL GAMES	2-0	2-0	0-0	0-0
CONFERENCE	0-0	0-0	0-0	0-0
NON-CONFERENCE	2-0	2-0	0-0	0-0

#	Player	gp-gs	min	avg	Total		3-Point		F-Throw		Rebounds					pts	avg					
					fg-fga	fg%	3fg-fga	3fg%	ft-fta	ft%	off	def	tot	avg	pf			dq	a	to	blk	stl
10	JOHNSON, Jaylen	2-2	49	24.5	14-19	.737	1-1	1.000	3-6	.500	12	11	23	11.5	3	0	1	4	3	1	32	16.0
45	MITCHELL, Donovan	2-2	55	27.5	10-21	.476	3-11	.273	1-2	.500	3	7	10	5.0	3	0	6	5	4	5	24	12.0
00	KING, VJ	2-0	31	15.5	7-12	.583	3-4	.750	6-8	.750	2	5	7	3.5	3	0	0	1	1	1	23	11.5
22	ADEL, Deng	2-2	50	25.0	5-17	.294	1-8	.125	11-12	.917	2	8	10	5.0	1	0	7	1	0	5	22	11.0
04	SNIDER, Quentin	2-2	44	22.0	4-12	.333	4-10	.400	4-6	.667	0	5	5	2.5	4	0	7	3	0	0	16	8.0
12	MATHIANG, Mangok	2-2	43	21.5	5-12	.417	0-0	.000	2-8	.250	6	11	17	8.5	3	0	2	1	7	0	12	6.0
14	MAHMOUD, Anas	2-0	31	15.5	6-7	.857	0-0	.000	0-0	.000	3	5	8	4.0	6	0	2	2	4	3	12	6.0
13	SPALDING, Ray	2-0	31	15.5	6-10	.600	0-1	.000	0-1	.000	2	6	8	4.0	9	1	1	2	2	2	12	6.0
01	HICKS, Tony	2-0	30	15.0	3-14	.214	0-4	.000	2-4	.500	1	3	4	2.0	1	0	5	2	0	2	8	4.0
05	STOCKMAN, Matz	2-0	4	2.0	2-3	.667	0-0	.000	0-2	.000	2	1	3	1.5	1	0	0	0	0	0	4	2.0
11	HENDERSON, Jay	2-0	4	2.0	1-1	1.000	1-1	1.000	0-0	.000	0	0	0	0.0	3	0	0	0	0	0	3	1.5
23	LEVITCH, David	2-0	16	8.0	0-4	.000	0-1	.000	1-3	.333	1	3	4	2.0	0	0	2	0	0	1	1	0.5
15	SHARPE, Tyler	1-0	1	1.0	0-0	.000	0-0	.000	0-0	.000	0	0	0	0.0	0	0	0	0	0	0	0	0.0
30	McMAHON, Ryan	2-0	11	5.5	0-3	.000	0-2	.000	0-0	.000	0	0	0	0.0	3	0	3	0	0	0	0	0.0
Team											2	0	2									
Total.....		2	400		63-135	.467	13-43	.302	30-52	.577	36	65	101	50.5	40	1	36	21	21	20	169	84.5
Opponents.....		2	400		35-118	.297	10-44	.227	25-47	.532	25	46	71	35.5	39	-	17	29	5	9	105	52.5

TEAM STATISTICS	LOU	OPP	Date	Opponent	Score	Att.
SCORING	169	105	11/11/16	EVANSVILLE	w 78-47	21129
Points per game	84.5	52.5	11/14/16	WILLIAM & MARY	w 91-58	19314
Scoring margin	+32.0	-	* - Conference game			
FIELD GOALS-ATT	63-135	35-118				
Field goal pct	.467	.297				
3 POINT FG-ATT	13-43	10-44				
3-point FG pct	.302	.227				
3-pt FG made per game	6.5	5.0				
FREE THROWS-ATT	30-52	25-47				
Free throw pct	.577	.532				
F-Throws made per game	15.0	12.5				
REBOUNDS	101	71				
Rebounds per game	50.5	35.5				
Rebounding margin	+15.0	-				
ASSISTS	36	17				
Assists per game	18.0	8.5				
TURNOVERS	21	29				
Turnovers per game	10.5	14.5				
Turnover margin	+4.0	-				
Assist/turnover ratio	1.7	0.6				
STEALS	20	9				
Steals per game	10.0	4.5				
BLOCKS	21	5				
Blocks per game	10.5	2.5				
ATTENDANCE	40443	0				
Home games-Avg/Game	2-20222	0-0				
Neutral site-Avg/Game	-	0-0				

Score by Periods	1st	2nd	Totals
LOUISVILLE	87	82	169
Opponents	58	47	105

2016-17 Louisville Men's Basketball Miscellaneous Statistics

Louisville's Record When the Cardinals ...

Lead at halftime	2-0
Trail at halftime	0-0
Are tied at halftime	0-0
Shoot better from the field than opponent	2-0
Shoot worse from the field than opponent	0-0
Shoot 50 percent or better from the field	0-0
Shoot below 50 percent from the field	2-0
Opp. shoots 50 pct. or better from the field	0-0
Opp. shoots below 50 pct. from the field	2-0
Make 7 or fewer three-point goals	1-0
Make more than 7 three-point goals	1-0
Attempt 20 or fewer three-point goals	1-0
Attempt more than 20 three-point goals	1-0
Shoot more free throws than their opp.	1-0
Opponent shoots more free throws	1-0
Outrebound their opponent	2-0
Are outrebounded by their opponent	0-0
Bench outscores the opponent bench	2-0
Opponent bench outscores their bench	0-0
Commit fewer turnovers than their opp.	2-0
Commit more turnovers than their opp.	0-0
Commit same number of turnover as opp.	0-0
Commit 15 or fewer turnovers	2-0
Commit more than 15 turnovers	0-0
Lead with 5:00 Remaining	2-0
Trail with 5:00 Remaining	0-0
Tied with 5:00 Remaining	0-0
1-3 point margins	0-0
4-5 point margins	0-0
6-10 point margins	0-0
11-19 point margins	0-0
20 or more point margins	2-0
Overtime games	0-0
Vs. Top 25 teams	0-0
Home games	2-0
Away games	0-0
Neutral games	0-0
Score 59 or fewer points	0-0
Score 60-69 points	0-0
Score 70-79 points	1-0
Score 80-89 points	0-0
Score 90 or more points	1-0
Allow 59 or fewer points	2-0
Allow 60-69 points	0-0
Allow 70-79 points	0-0
Allow 80 or more points	0-0

Double-Doubles

Johnson 1

Points Off Turnovers

Louisville 42 Opponents 18

Bench Scoring

Louisville 63 (31.5) Opp 42 (21.0)

Rebounding Advantage

Louisville 2 Opponents 0

Attendance

Home 40,548 (20,274 avg.)
 Away 0 (0 avg.)
 Neutral 0 (0 avg.)
 Total 40,548 (20,274 avg.)

Double-Figure

Scoring Games

Johnson 2
 Adel 1
 King 1
 Mahmoud 1
 Mitchell 1
 Snider 1
 Spalding 1

Games Leading UofL in Scoring

Johnson 1
 King 1

Games Leading UofL in Rebounding

Johnson 1
 Mathiang 1

Games Leading UofL in Assists

Adel 1
 Mitchell 1
 Snider 1

Scored Louisville's First Points

Who
 Mitchell 1
 Snider 1

How
 Layup 1
 Three-pointer 1

Dunks 12

Johnson 4
 Spalding 3
 Mathiang 2
 Adel 1
 Mahmoud 1
 Mitchell 1

Jump Balls Controlled

Louisville 2 (Mathiang 2)
 Opponents 0

Starting Lineups

W-L	Forward	Forward	Center	Guard	Guard
2-0	Adel	Johnson	Mathiang	Snider	Mitchell

Scoring Summary

	1st Half	2nd Half	OT	Total
Louisville	87	82		169
Opponents	58	47		105

Leads and Deficits

UL's Biggest Halftime Lead 16 (43-27) vs. Evansville (11/11)
 UL's Biggest Halftime Lead Blown none
 UL's Biggest Halftime Deficit
 Overcome none
 UL's Biggest 2nd Half Lead 36 (91-55) vs. Wm. & Mary (11/14)
 UL's Biggest 2nd Half Lead Blown none
 UL's Biggest 2nd Half Deficit none
 UL's Biggest 2nd Half Deficit
 Overcome none
 UL's Biggest Overall Lead 36 (91-55) vs. Wm. & Mary (11/14)
 UL's Biggest Lead Blown 3 (3-0) vs. William & Mary (11/14)
 UL's Biggest Overall Deficit 1 (5-6) vs. William & Mary (11/14)
 UL's Biggest Deficit Overcome 1 (5-6) vs. William & Mary (11/14)

Home, Road and Half Statistics

Halftime Leads UL 2, Opp 0, Tied 0
 FG% in KFC Yum! Center 467 (63-135)
 FG% Away from Home 000 (0-0)
 3 Pt FG% in KFC Yum! Center 302 (13-43)
 3 Pt FG% Away from Home 000 (0-0)
 FT% in KFC Yum! Center 577 (30-52)
 FT% Away from Home 000 (0-0)
 Scoring Average
 in KFC Yum! Center 84.5 (169 pts.)
 Scoring Avg. on the Road 0.0 (0 pts.)
 Opp. Scoring Average
 in KFC Yum! Center 52.5 (105 pts.)
 Opp. Scoring Average
 on the Road 0.0 (0 pts.)
 Most 1st Half Points 44 vs. William & Mary (11/14)
 Most 2nd Half Points 47 vs. William & Mary (11/14)
 Fewest 1st Half Points 43 vs. Evansville (11/11)
 Fewest 2nd Half Points 35 vs. Evansville (11/11)
 Largest Halftime Lead 16 vs. Evansville (11/11)
 Largest Halftime Deficit none

2016-17 Louisville Men's Basketball Game-by-Game Team Statistics

Teams	FG-FGA	Pct	3Pt-Att	Pct	FT-FTA	Pct	O	D	Reb	PF-D	Asst	TO	Blk	Stl	1H	2H	OT	TOT
Evansville	16-57	.281	4-15	.267	11-20	.550	11	18	29	18-0	6	13	2	7	27	20		47
LOUISVILLE	30-63	.476	3-15	.200	15-27	.556	19	33	52	17-1	15	12	10	10	43	35		78
William & Mary	19-61	.311	6-29	.207	14-27	.519	14	28	42	21-0	11	16	3	2	31	27		58
LOUISVILLE	33-72	.457	10-28	.357	15-25	.600	17	32	49	23-0	21	9	11	10	44	47		91



2016-17 Louisville Men's Basketball LOUISVILLE Points-Rebounds-Assists (as of Nov 14, 2016) All games



Opponent	Date	Score		00	01	04	05	10	11	12
				KING,VJ	HICKS,TONY	SNIDER,QUE	STOCKMAN,M	JOHNSON,JA	HENDERSON,	MATHIANG,M
EVANSVILLE	11/11/16	78-47 w		6-2-0	4-2-2	3-2-3	4-2-0	19-14-1	0-0-0	9-7-0
WILLIAM & MARY	11/14/16	91-58 w		17-5-0	4-2-3	13-3-4	0-1-0	13-9-0	3-0-0	3-10-2

Opponent	Date	Score		13	14	15	22	23	30	45
				SPALDING,R	MAHMOUD,AN	SHARPE,TYL	ADEL,DENG	LEVITCH,DA	MCMAHON,RY	MITCHELL,D
EVANSVILLE	11/11/16	78-47 w		2-4-1	10-5-1	0-0-0	6-5-2	0-3-2	0-0-0	15-5-3
WILLIAM & MARY	11/14/16	91-58 w		10-4-0	2-3-1	DNP	16-5-5	1-1-0	0-0-3	9-5-3



2016-17 Louisville Men's Basketball LOUISVILLE Team Game-by-Game Comparison (as of Nov 14, 2016) All games



Opponent	1st	2nd	Score	Mar	Total FG	FG Pct	3-Pointers	3FG Pct	Free Throws	FT Pct	Rebounds	Assist	T/Over	Block	Steal	Fouls
EVANSVILLE	43/27	35/20	78-47	+31	30-63/16-57	.476/.281	3-15/4-15	.200/.267	15-27/11-20	.556/.550	52/29 +23	15/6	12/13	10/2	10/7	17/18
WILLIAM & MARY	44/31	47/27	91-58	+33	33-72/19-61	.458/.311	10-28/6-29	.357/.207	15-25/14-27	.600/.519	49/42 +7	21/11	9/16	11/3	10/2	23/21

Note: Game totals are displayed in the format TEAM/OPPONENT for each category

Louisville Men's Basketball Career Highs

0 V.J. King Season/Career Highs

Points..... 17 vs. William & Mary (11/14)
Reb. 5 vs. William & Mary (11/14)
Asst..... none
Blocks 1 vs. Evansville (11/11)
Steals 1 vs. William & Mary (11/14)
FGM 7 vs. William & Mary (11/14)
FGA 11 vs. William & Mary (11/14)
3FGM 3 vs. William & Mary (11/14)
3FGA 3 vs. William & Mary (11/14)
FT 6 vs. Evansville (11/11)
FTA 8 vs. Evansville (11/11)

1 Tony Hicks Season/Career Highs

Points..... 4 vs. Evansville (11/11)
vs. William & Mary (11/14)
Reb. 2 vs. Evansville (11/11)
vs. William & Mary (11/14)
Asst..... 3 vs. William & Mary (11/14)
Blocks none
Steals 2 vs. Evansville (11/11)
FGM 2 vs. Evansville (11/11)
FGA 9 vs. William & Mary (11/14)
3FGM none
3FGA 3 vs. William & Mary (11/14)
FT 2 vs. William & Mary (11/14)
FTA 2 vs. Evansville (11/11)
vs. William & Mary (11/14)

4 Quentin Snider Career Highs

Points..... 21 vs. NC State (1/7/16)
Reb. 5 (4 times) *latest*: vs. Georgia Tech (1/23/16)
Asst..... 8 vs. Grand Canyon (12/5/15)
vs. Kennesaw St. (12/16/15)
Blocks 1 vs. Michigan State (3/29/15)
Steals 3 vs. Utah Valley (12/23/15)
FGM 8 vs. Florida State (1/20/16)
FGA 14 vs. North Florida (11/21/15)
vs. Western Kentucky (12/19/15)
3FGM 4 (3 times) *latest*: vs. Wm. & Mary (11/14/16)
3FGA 9 vs. Syracuse (2/18/15)
vs. William & Mary (11/14)
FT 5 vs. Notre Dame (2/13/16)
FTA 6 vs. NC State (3/27/15)
vs. Notre Dame (2/13/16)

5 Matz Stockman Career Highs

Points..... 8 vs. Kennesaw St. (12/16/15)
Reb. 5 vs. Kennesaw St. (12/16/15)
vs. Utah Valley (12/23/15)
Asst..... 1 (5 times) *latest*: vs. Pittsburgh (2/24/16)
Blocks 2 (3 times) *latest*: vs. UMKC (12/22/15)
Steals 1 vs. Jacksonville St. (11/17/14)
vs. Fla. International (12/5/14)
FGM 4 vs. Kennesaw St. (12/16/15)
FGA 5 vs. Kennesaw St. (12/16/15)
3FGM none
3FGA none
FT 2 (4 times) *latest*: vs. Notre Dame (2/13/16)
FTA 6 vs. Utah Valley (12/23/15)

10 Jaylen Johnson Career Highs

Points..... 19 vs. Evansville (11/11/16)
Reb. 14 vs. Evansville (11/11/16)
Asst..... 3 vs. Virginia Tech (1/27/16)
Blocks 3 vs. Evansville (11/11/16)
Steals 1 (14 times) *latest*: vs. Wm. & Mary (11/14/16)
FGM 9 vs. Evansville (11/11/16)
FGA 11 vs. Grand Canyon (12/5/15)
vs. Evansville (11/11/16)

3FGM 1 (4 times) *latest*: vs. Evansville (11/11/16)
3FGA 3 vs. Grand Canyon (12/5/15)
FT 3 vs. Boston College (2/6/16)
vs. William & Mary (11/14/16)
FTA 4 vs. St. Francis Brooklyn (11/24/15)
vs. William & Mary (11/14/16)

11 Jay Henderson Career Highs

Points..... 3 vs. Kennesaw St. (12/16/15)
vs. William & Mary (11/14/16)
Reb. 1 vs. Kennesaw St. (12/16/15)
vs. Boston College (2/6/16)
Asst..... 1 vs. Samford (11/13/15)
vs. Kennesaw St. (12/16/15)
Blocks none
Steals 2 vs. Kennesaw St. (12/16/15)
FGM 1 vs. Kennesaw St. (12/16/15)
FGA 3 vs. Kennesaw St. (12/16/15)
3FGM 1 vs. Kennesaw St. (12/16/15)
vs. William & Mary (11/14/16)
3FGA 2 vs. Kennesaw St. (12/16/15)
vs. Utah Valley (12/23/15)
FT none
FTA none

12 Mangok Mathiang Career Highs

Points..... 17 vs. Saint Louis (11/28/15)
Reb. 13 vs. Saint Louis (11/28/15)
Asst..... 2 (8 times) *latest*: vs. Wm. & Mary (11/14/16)
Blocks 5 vs. NC State (2/14/15)
vs. William & Mary (11/14)
Steals 3 vs. Cal State Northridge (12/23/14)
FGM 6 vs. Saint Louis (11/28/15)
FGA 10 vs. Evansville (11/11/16)
3FGM none
3FGA none
FT 5 vs. Pittsburgh (1/25/15)
vs. Saint Louis (11/28/15)
FTA 6 (5 times) *latest*: vs. Wm. & Mary (11/14/16)

13 Ray Spalding Career Highs

Points..... 18 vs. North Florida (11/21/15)
Reb. 12 vs. North Florida (11/21/15)
Asst..... 3 vs. Duke (2/20/16)
Blocks 3 vs. Eastern Michigan (12/12/15)
Steals 4 vs. North Florida (11/21/15)
FGM 8 vs. North Florida (11/21/15)
FGA 10 vs. North Florida (11/21/15)
vs. Virginia (1/30/16)
3FGM 1 vs. Duke (2/20/16)
3FGA 1 (3 times) *latest*: vs. Evansville (11/11/16)
FT 4 vs. Virginia Tech (1/27/16)
FTA 6 (3 times) *latest*: vs. Virginia Tech (1/27/16)

14 Anas Mahmoud Career Highs

Points..... 15 vs. Georgia Tech (1/23/16)
Reb. 10 vs. Clemson (1/10/16)
Asst..... 3 vs. Wake Forest (1/4/15)
Blocks 4 vs. Grand Canyon (12/5/15)
vs. Utah Valley (12/23/15)
Steals 3 vs. Florida State (1/20/16)
FGM 6 vs. Georgia Tech (1/23/16)
FGA 9 vs. Georgia Tech (1/23/16)
3FGM none
3FGA none
FT 3 vs. Ohio State (12/3/14)
vs. Georgia Tech (1/23/16)
FTA 6 vs. Georgia Tech (1/23/16)

15 Tyler Sharpe Season/Career Highs

Points..... none
Reb. none
Asst..... none
Blocks none
Steals none
FGM none
FGA none
3FGM none
3FGA none
FT none
FTA none

22 Deng Adel Season Highs

Points..... 16 vs. William & Mary (11/14/16)
Reb. 7 vs. Boston College (2/6/16)
Asst..... 5 vs. William & Mary (11/14/16)
Blocks 1 vs. NC State (1/7/16)
Steals 4 vs. William & Mary (11/14/16)
FGM 5 (4 times) *latest*: vs. Pittsburgh (2/24/16)
FGA 9 vs. Virginia (1/30/16)
vs. William & Mary (11/14/16)
3FGM 2 vs. Virginia (1/30/16)
3FGA vs. William & Mary (11/14/16)
FT 7 vs. William & Mary (11/14/16)
FTA 8 vs. Samford (11/13/15)

23 David Levitch Career Highs

Points..... 9 vs. Cal State Northridge (12/23/14)
vs. Grand Canyon (12/5/15)
Reb. 3 vs. Evansville (11/11/16)
Asst..... 2 (3 times) *latest*: vs. Evansville (11/11/16)
Blocks none
Steals 2 vs. Marshall (11/21/14)
vs. Utah Valley (12/23/15)
FGM 3 vs. Cal State Northridge (12/23/14)
vs. Grand Canyon (12/5/15)
FGA 4 vs. Cal State Northridge (12/23/14)
3FGM 3 vs. Cal State Northridge (12/23/14)
3FGA 4 vs. Cal State Northridge (12/23/14)
FT 4 vs. Utah Valley (12/23/15)
FTA 4 (4 times) *latest*: Utah Valley (12/23/15)

30 Ryan McMahon Season/Career Highs

Points..... none
Reb. none
Asst..... 3 vs. William & Mary (11/14)
Blocks none
Steals none
FGM none
FGA 2 vs. Evansville (11/11)
3FGM none
3FGA 1 vs. Evansville (11/11)
vs. William & Mary (11/14)
FT none
FTA none


45 Donovan Mitchell Season Highs

Points..... 18 vs. Wake Forest (1/3/16)
Reb. 8 vs. Wake Forest (1/3/16)
Asst..... 7 vs. Eastern Michigan (12/12/15)
Blocks 4 vs. William & Mary (11/14/16)
Steals 4 vs. Evansville (11/11/16)
FGM 7 vs. Wake Forest (1/3/16)
vs. Duke (2/8/16)
FGA 15 vs. Wake Forest (1/3/16)
3FGM 3 vs. Utah Valley (12/23/15)
3FGA 6 vs. Evansville (11/11/16)
FT 5 vs. Samford (11/13/15)
FTA 6 (3 times) *latest*: Florida State (1/20/16)

2016-17 Louisville Photo Roster




0 V.J. King
F 6-6 190 Fr.
Cleveland, Ohio
(Paul VI Catholic HS)



1 Tony Hicks
G 6-1 180 Gr.
South Holland, Ill.
(Univ. of Pennsylvania)



4 Quentin Snider
G 6-2 175 Jr.
Louisville, Ky.
(Ballard HS)



5 Matz Stockman
F/C 7-0 240 Jr.
Oslo, Norway
(Canarias Bb. Acad.)



10 Jaylen Johnson
F 6-9 230 Jr.
Ypsilanti, Mich.
(Ypsilanti HS)



11 Jay Henderson
G 6-4 180 So.
Orlando, Fla.
(Lake Highland Prep)




12 Mangok Mathiang
C/F 6-10 220 Sr.
Melbourne, Australia
(IMG Academy/Fla.)



13 Ray Spalding
F 6-10 215 So.
Louisville, Ky.
(Trinity HS)




14 Anas Mahmoud
C/F 7-0 215 Jr.
Cairo, Egypt
(West Oaks Academy)



15 Tyler Sharpe
G 6-1 185 Fr.
Mt. Washington, Ky.
(Bullitt East HS)




22 Deng Adel
F 6-7 200 So.
Melbourne, Australia
(Victory Rock Prep)



23 David Levitch
G 6-3 180 Sr.
Goshen, Ky.
(North Oldham HS)



24 Dwayne Sutton
F 6-5 200 So.
Louisville, Ky.
(UNC Asheville)



30 Ryan McMahon
G 6-0 170 Fr.
Sarasota, Fla.
(Cardinal Mooney HS)



45 Donovan Mitchell
G 6-3 195 So.
Greenwich, Conn.
(Brewster Academy)



On The Bench



Pronunciation Guide:

- ◆ Adel (uh-DELL)
- ◆ Levitch (LEV-itch)
- ◆ Anas Mahmoud (AH-nus mah-MOOD)
- ◆ Mangok Mathiang (MANG-go, silent "K" MATH-ee-ang)
- ◆ Matz (Motts)

Dwayne Sutton will sit out the 2016-17 season after transferring from UNC Asheville.



Rick Pitino
Head Coach



Kenny Johnson
Associate Head Coach



Mike Balado
Assistant Coach



David Padgett
Assistant Coach



Michael Bowden
Dir. Basketball Operations