



KANSAS

#kufball

f /KANSASFOOTBALL

@KU_FOOTBALL

@KUFOOTBALL

OCT. 17, 2015 | TEXAS TECH | GAME NOTES

CONTACTS: Katy Lonergan (katyl@ku.edu) | D.J. Haurin (dhaurin@ku.edu) | Trae Green (traegr@ku.edu)

1651 Naismith Drive | 1400 Parrott | Lawrence, KS 66045

Can also be reached on their cells: **KL** (785) 691-7026 | **DH** (785) 312-2836 | **TG** (785) 766-3527

JAYHAWKS

0-5 OVERALL

AP rank: --

Head Coach: David Beaty

0-2

CFP rank: --

Record: 0-5



VS.

**4-2** OVERALLAP rank: **RV**

Head Coach: Kliff Kingsbury

1-2 USA Today rank: **RV**

Record: 16-15

RED RAIDERS

GAME

6

TEXAS TECH

October 17, 2015 • 11 a.m. CT • Fox Sports 1
Lawrence, Kan.
Memorial Stadium (50,071)

HOW THEY COMPARE

Jayhawks 0-5, (0-2 Big 12) | Red Raiders 4-2, (1-2 Big 12)

19.0 PPG 52.7

99 1ST DOWNS 174

130.0 YPG RUSH 192.7 YPG

228.4 YPG PASS 439.0 YPG

358.4 YPG OFFENSE 631.7 YPG

4 INTs 7

12 TDs 43

4/5 FGs 5/6

29:29 TOP 25:34

8 SACKS 5



FOX SPORTS 1

Tim Brando (PxP), Spencer Tillman (A),
Bruce Feldman (SL), Mike Helling (Producer)

KANSAS CITY METRO

Time Warner Cable - Ch 75, 400
Google Fiber - Ch 208
Comcast - Ch 223, 878

LAWRENCE

WOW! - Ch 150, 227

NATIONWIDE

AT&T U-Verse - Ch 652, 1652

DIRECTV - Ch 219

Dish Network - Ch 150

ON TELEVISION



JAYHAWK RADIO NETWORK

Bob Davis (PxP), David Lawrence (A), Josh Klingler
(SL), Bob Newton (Producer/Engineer), Marc Tuttle
(GM)

SATELLITE RADIO

Sirius - Ch. 118, XM Ch. 199

KANSAS ATHLETICS WEBCAST

KUathletics.com/Radio

ON THE AIRWAVES

2015 Schedule

SOUTH DAKOTA STATE
Sept. 5 | Memorial Stadium

L, 38-41

MEMPHIS
Sept. 12 | Memorial Stadium

L, 23-55

at RUTGERS
Sept. 26 | High Point Solutions

L, 14-27

at IOWA STATE
Oct. 3 | Jack Trice Stadium

L, 13-38

#3/4 BAYLOR
Oct. 10 | Memorial Stadium

L, 7-66

TEXAS TECH
Oct. 17 | Memorial Stadium | 11 a.m. | FS1at OKLAHOMA STATE
Oct. 24 | Boone Pickens Stadium | 2:30 p.m. | FS1OKLAHOMA
Oct. 31 | Memorial Stadium | TBA | TBAat TEXAS
Nov. 7 | Royal-Memorial Stadium | 7 p.m. | JTV/LHNat TCU
Nov. 14 | Amon G. Carter Stadium | TBA | TBAWEST VIRGINIA
Nov. 21 | Memorial Stadium | TBA | TBAKANSAS STATE
Nov. 28 | Memorial Stadium | TBA | TBA

KANSAS STAT LEADERS



RUSHING

72 ATT

5 TD

347 YARDS

KE'AUN
KINNER

PASSING

28-54-1

1 TD

258 YARDS

RYAN
WILLIS

RECEIVING

15 REC

1 TD

242 YARDS

TRE
PARMALEE

DEFENSE

34 SOLO

11 ASST

3 PBU

FISH
SMITHSON

12

MONDAY

Big 12 Teleconference
10 a.m.

Practice
4:50 p.m. (closed)

13

TUESDAY

Beaty Press Lunch
12 p.m. - Gridiron Room

Beaty Press Conference
1 p.m. - Mrkonic Auditorium

1:30 p.m. - Coordinators

1:40 p.m. - Players

Practice
4:15 p.m. (First 20 min)

Beaty Hawk Talk
7 p.m. - Salty Iguana

14

WEDNESDAY

Beaty 610 AM Interview
11:30 a.m.

Practice
4:15 p.m. (First 20 min)

15

THURSDAY

Practice
4:15 p.m. (closed)

16

FRIDAY

Team Ramp Up
4:55 p.m. (closed)

17

SATURDAY

Gameday
KU vs. Texas Tech
Memorial Stadium
11 a.m. CT – Fox Sports 1

Post Game
Coach Beaty is available following the game in Mrkonic Auditorium

Players will follow in the same location

18

SUNDAY

Kansas Communications

TODD KOBER

Associate AD/Executive Director - External Branding
tkober@ku.edu

CHRIS THEISEN

Assisant AD Communications
theisen@ku.edu

KATY LONERGAN

Director Football Communications/Primary Football Contact
katyl@ku.edu | 785/691-7026 cell

BRIAN KARST

Assistant Communications Director
brian.karst@ku.edu

BRAD GILBERT

Assistant Communications Director
brgilbert@ku.edu

D.J. HAURIN

Assistant Communications Director/Second Football Contact
dhaurin@ku.edu | 785/312-2836

THERESA KURTZ

Assistant Communications Director
t.kurtz@ku.edu

JACKIE BERRA

Director of Creative Services
jberra@ku.edu

JEFF JACOBSEN

Staff Photographer
jacobsen@ku.edu

KEVIN MCCARTY

Web Designer
kmccarty@ku.edu

ERIN PENNING

Office Manager/Publications Coordinator/Credentials
epenning@ku.edu | 785/424-0990

RACHEL PINCUS

Strategic Communications Manager
rpincus@ku.edu

TRAE GREEN

Communications Student Assistant/Third Football Contact
traegr@ku.edu | 785/766-3527

MAILING ADDRESS: 1651 Naismith Drive
1400 Parrott
Lawrence, KS 66045

PHONE: 785.864.3417

PRESS BOX PHONE: 785.864.5593

Media Information

CREDENTIALS

All credential requests can be made online. Contact the communications office for information on how to access the page. Credentials requested after Monday of the game week will not be mailed. Instead, they will be available for pickup at a location agreeable to both parties. The Kivisto Field at Memorial Stadium Media Will Call distribution location is at the base of the elevator, below the pressbox, on the west side of the stadium.

PHOTOGRAPHERS

Credentials for sideline photographers will be issued on the basis of circulation, with priority granted to agencies covering the participating schools on a regular basis. All photographers must pick up a photo sticker in order to be admitted to the sidelines. This may be done at the gate at the southwest corner of Memorial Stadium.

PARKING

Media parking is located in the Mississippi Street Parking Garage just south of the Kansas Union on the southeast side of Memorial Stadium. The garage is approximately two blocks away from the stadium.

PRESSBOX AND GAMEDAY SERVICES

The Kivisto Field at Memorial Stadium pressbox is located on the west side of the stadium. Entrance is at the base of the elevator located just off of Maine Street. Level eight is reserved for the print media, home and visiting radio, home and visiting booths for coaches and athletics directors, along with game and scoreboard operations. Level nine serves as the photo deck and the location for television booths. Packets with pregame information will be distributed in advance of kickoff on the day of the game. Quarter, halftime, and final statistics, game books, coaches and player quote sheets are all regular services on game day. Stat monitors with live, updated statistics are available throughout the print media level and in booths for electronic media. In addition, television monitors are also part of the fixtures in both home and visiting radio booths.

WIRELESS INTERNET

Complimentary access to wireless internet is available at Memorial Stadium and information about how to access it will be available in the pressbox.

TELEPHONES

Writers wanting phone lines at their seat locations should contact the KU Telecommunications Office at (785) 864-9300 regarding installation. For specific line location, please list Katy Lonergan as the contact. Allow at least two weeks notice prior to the game.

WEEKLY NEWS CONFERENCE

Kansas head football coach David Beaty will conduct a weekly press conference each Tuesday during the season. A media luncheon is held at 12 p.m., in the Chancellor's Lounge located in the Anderson Family Football Complex south of Kivisto Field at Memorial Stadium. The weekly press conferences follow in the George R. Mrkonic Auditorium at 1 p.m. Offensive coordinator Rob Likens and defensive coordinator Clint Bowen will be available at 1:30 p.m., and requested players will be made available each week following the coordinators (approximately 1:40 p.m.). **Freshmen and redshirt freshmen are not available for interviews.**

Coach Beaty will also be available on the weekly Big 12 Teleconference on Mondays at 10 a.m. Central. Information on how to take part in the teleconference is available through the Big 12 Conference office.

INTERVIEWS

Contact the communications office for all player or coach interview requests. All interviews with players during the season will take place at 1:40 p.m., on Tuesdays in the Chancellor's Lounge at the Anderson Family Football Complex. To request players, media should contact Katy Lonergan, Director of Football Communications, by noon each Monday at katyl@ku.edu or (785) 864-7314. Out-of-town media wishing to interview Kansas players should also contact the communications office with their requests by noon the day prior to the interview. **Freshmen and redshirt freshmen are not available for interviews.**

Home and cell phone numbers for players will not be provided and players have been instructed not to accept calls from media without prior notice from the communications office. Please do not contact a player or coach without scheduling the interview through the communications office.

DIGITAL ASSETS

Head shots and selected video and audio elements will be made available throughout the season on the KU Athletics Media FTP: www.KUathletics.com/mediaftp.

Quick Facts

UNIVERSITY	
Location	1651 Naismith Dr. Lawrence, KS 66045
Founded	1866
Enrollment	27,983
Chancellor	Dr. Bernadette Gray-Little
Athletics Director	Dr. Sheahon (SHAY-un) Zenger
	Kansas State, 1988, 1992 Kansas, 1996
Colors	Crimson & Blue
Nickname	Jayhawks
Affiliations	NCAA Division I Big 12 Conference
Conference Website	www.Big12Sports.com
Ticket Office	800/34-HAWKS (42957) KUTickets.com

KANSAS FOOTBALL COMMUNICATIONS STAFF	
Office	785/864-3417
Director Football Communications	Katy Loneragan
Assistant Communications Director	D.J. Haurin
Communications Student Assistant	Trae Green
Loneragan's Cell	785/691-7026
Loneragan's E-Mail	katyl@ku.edu
Haurin's Cell	785/312-2836
Haurin's E-Mail	dhaurin@ku.edu
Green's Cell	785/766-3527
Green's E-Mail	traegr@ku.edu
KU Athletics Website	www.KUAthletics.com
Facebook	/KUAthletics
Twitter	@KUAthletics

STADIUM	
Football Facility	Memorial Stadium
Capacity	50,071
Largest Crowd	52,530 (Sept. 5, 2009 vs. Northern Colorado)
Surface	Field Turf (2009)
Year Opened	1921
Press Box Phone (Media Only)	785/864-5593

COACHING INFORMATION	
Head Coach	David Beaty (BAIT-ee) Lindenwood College, 1994
Record at Kansas (Seasons)	0-5 (1)
Career Record at Division I (Seasons)	0-5 (1)
Asst. Head Coach/Defensive Coord./S	Clint Bowen
Special Teams Coordinator/TE	Gary Hyman
Linebackers	Kevin Kane
Wide Receivers	Klint Kubiak
Offensive Coordinator/QB	Rob Likens
Recruiting Coordinator/RB	Reggie Mitchell
Co-Defensive Coordinator/CB	Kenny Perry
Defensive Line	Calvin Thibodeaux
Run Game Coordinator/OL	Zach Yenser
Director Strength & Conditioning	Je'Ney Jackson

HISTORY	
First Season of Record	1890
Seasons	126th
All-Time Record	579-603-58
Conference Titles (Last)	7 (2007)
Big 12 Titles (Last)	1 (North Division 2007)
Bowl Games (Last)	12 (2008)
Bowl Game Titles (Last)	6 (2008)
Bowl Games Record	6-6

TEAM INFORMATION	
2014 Overall Record	3-9
2014 Conference Record	1-8 (9th)
2014 Home Record	3-3
2014 Road Record	0-6
Letterwinners Returning/Lost	40/26
Starters Returning/Lost	4/17

SERIES HISTORY

Kansas and Texas Tech will meet for the 17th time in the history of the two programs with the Red Raiders leading the way with a 15-1 advantage. The Jayhawks have never won a game against TTU in Lawrence, and haven't beaten them since a 34-31 overtime victory in Lubbock, Texas, Oct. 6, 2001.

SCOUTING THE RED RAIDERS' OFFENSE

Texas Tech is averaging 52.7 points per game which ranks second nationally behind Baylor. The Red Raiders are coming off a school-record 776 yards of total offense (515 passing, 261 rushing) last weekend against Iowa State. TTU has racked up 174 first downs (59 rushing, 103 passing, 12 penalty) en route to scoring 43 touchdowns. Typical of a Kliff Kingsbury style offense, Texas Tech leads the nation averaging 439.0 yards per game in the air, which is 33 yards more than the next power five team in Washington State (396.4). Quarterback Patrick Mahomes completes 65 percent of his passes (167-of-257) and has thrown for 2,264 yards and 19 touchdowns. Mahomes leads the Big 12 Conference and ranks third in the nation with 377.3 yards per game, 26.8 more than Heisman candidate Trevone Boykin of TCU. One of Mahomes' favorite targets, wide receiver Jakeem Grant, has hauled in 44 of his passes for 648 yards (108.0 ypg) and four scores. On the ground, running back DeAndre Washington has rushed for 586 yards on the season on 83 attempts and ranks fifth in the league at 97.7 yards per game and six touchdowns. When it comes to scoring, TTU wastes no time getting on the board with 90 points scored in the first quarter and 98 points scored in the second period.

1ST	2ND	3RD	4TH	OT	TOTAL
90	98	65	63	-	316

Stat Leaders:

RUSHING	ATT	YDS	TD
DeAndre Washington	83	586	6
Justin Stockton	37	253	3
PASSING	C-A-I	YDS	TD
Patrick Mahomes	167-257-5	2264	19
RECEIVING	NO.	YDS	TD
Jakeem Grant	44	648	4
Devin Lauderdale	16	323	3

SCOUTING THE RED RAIDERS' DEFENSE

Texas Tech enters Saturday's contest allowing opponents to 39.7 points-per-game and has given up 158 first downs (77 rushing, 75 passing and six penalty). Opponents have found success with a balanced attack against the Red Raider defense as teams have averaged 283.7 yards per game on the ground while throwing for 283.0 yards per game. Teams have completed 64 percent of their passes (137-of-214) for 1,698 yards and 13 touchdowns. When opponents reach the red zone on TTU, they have scored 86 percent of the time, including 21-of-24 touchdowns. The first half seems the easiest to rack up points against Texas Tech as it has allowed 172 points through the first two quarters compared to just 66 points in the final two. Freshman linebacker Dakota Allen leads the Big 12 with 9.7 stops per game (34 solo, 24 assists) while J.J. Gaines leads the squad with four interceptions through six games.

1ST	2ND	3RD	4TH	OT	TOTAL
79	93	20	46	-	238

Stat Leaders:

TACKLES	TOT	SOLO	ASST
Dakota Allen	58	34	24
Micah Awe	47	28	19
TFLS	NO.	YDS	
Pete Robertson	7.5	16	
Five tied	3.0	8.0	
SACKS	NO.	YDS	
Gary Moore	2.0	7	
Brian Jackson	1.0	6	
Pete Robertson	1.0	1	
INTERCEPTIONS	NO.	YDS	
J.J. Gaines	4	60	
PASSES DEFENDED	NO.		
Tevin Madison	7		
J.J. Gaines	5		

ABOUT TEXAS TECH HEAD COACH KLIFF KINGSBURY

In his third season at the helm of his alma mater, Texas Tech head coach Kliff Kingsbury holds a 16-15 overall record. In his second season as head coach, Kingsbury led a young and inexperienced squad to a 4-8 overall record. His potent offense began to develop the balance he had been seeking, as running back DeAndre Washington became the first Red Raider to rush for over 1,000 yards in a single season since Ricky Williams did so in 1998. The Red Raider offense finished the season ranked 10th (504.1 yards-per-game) nationally while the pass offense ranked fifth (351.1 yards-per-game). In his inaugural year, Kingsbury led the Red Raiders to an 8-5 overall record and a stunning 37-23 win over No. 16 Arizona State in the National University Holiday Bowl. He became just the second coach in school history to win a bowl game in his first season as the Red Raiders dismantled the heavily favored Sun Devils in San Diego. His popularity also helped revitalize the Texas Tech fan base as the Red Raiders set a new school record for average home attendance (57,933 average per game). Kingsbury returned to his alma mater after a one-year stint as offensive coordinator at Texas A&M in 2012 where he played a major role in leading freshman quarterback Johnny Manziel to the Heisman Trophy. Under his guidance, the Aggie offense finished third nationally in total offense by averaging 552.33 yards per game. The Aggies ranked 14th nationally in passing offense and 13th nationally in rushing offense, making Texas A&M one of the most balanced attacks in college football. Before he took the Texas A&M job, Kingsbury was the offensive coordinator at Houston where he helped the Cougars to a record-setting 13-win season in 2011 and the program's highest final BCS finish in school history (No. 19). As a quarterback at Texas Tech, Kingsbury received multiple honors including 2002 Associated Press Big 12 Offensive Player of the Year. During his career from 1999-2002, Kingsbury set 39 school records, 16 Big 12 records and 17 NCAA records. As a senior he was awarded the Sammy Baugh Trophy, presented annually to the nation's best college quarterback.

2015 Kansas Record When...

Overall	0-5
Big 12	0-2
Non-Conference	0-3
vs. Missouri Valley Football Conference	0-1
vs. American	0-1
vs. Big Ten	0-1
Home	0-3
Away	0-2
Neutral	0-0
Day Games	0-4
Night Games (6 p.m. start or later)	0-1
vs. Top 25 teams	0-1
vs. Top 10 teams	0-1
TV games	0-2
on Jayhawk Network	0-1
on FOX Sports Net	0-2
on Big Ten Network	0-1
on Fox Sports 1	0-1
When scoring first	0-1
When opponents score first	0-4
When leading at halftime	0-0
When trailing at halftime	0-5
When tied at halftime	0-0
When leading after third quarter	0-0
When trailing after third quarter	0-5
When tied after third quarter	0-0
In overtime games	0-0
When scoring less than 20 points	0-3
When scoring 20+ points	0-2
When scoring 30+ points	0-1
When allowing less than 20 points	0-0
When allowing 20+ points	0-5
When allowing 30+ points	0-4
When rushing for <100 yards	0-3
When rushing for 100+ yards	0-2
When rushing for 200+ yards	0-1
When passing for 200+ yards	0-3
When passing for 250+ yards	0-2
When passing for 300+ yards	0-0
When totaling <300 yds total offense	0-2
When gaining 300+ yds total offense.	0-3
When gaining 400+ yds total offense	0-1
When gaining 500+ yds total offense	0-1
When allowing <100 yds rushing	0-0
When allowing 100+ yds rushing	0-5
When allowing 200+ yds rushing	0-4
When allowing <200 yds passing	0-0
When allowing 200+ yards passing	0-5
When allowing 250+ yards passing	0-4
When allowing 300+ yards passing	0-2
When allowing <300 yds total offense	0-0
When allowing 300+ yds total offense	0-5
When having a 100-yard rusher	0-2
When opp. have a 100-yard rusher	0-4
When having no turnovers	0-1
When having less than 3 turnovers	0-4
When having 3 or more turnovers	0-1
When having no takeaways	0-1
When having <3 takeaways	0-2
When having 3 or more takeaways	0-2
When having more than 30:00 TOP	0-1
When having less than 30:00 TOP	0-4

TWO (OR FOUR) YUTES IN QUESTION

The Jayhawks are one of the youngest teams in the country as they rank first in both first-time players (36) and second in first-time starters (27). With that said, the young 'Hawks are producing in several areas, including receiving where freshmen have hauled in 31 catches for 322 yards and a touchdown. Redshirt freshman **Tyler Patrick**, along with true freshmen **Steven Sims, Jr.**, **Jeremiah Booker** and **Emmanuel Moore**, have accounted for 30 percent of the receiving offense through five games.

Most first-time players in 2015:

NO.	SCHOOL
36	Kansas
	TCU
33	Boston College
	Central Florida
	Colorado
	Georgia
	Ole Miss
	USC
	UTSA
31	Arkansas State
30	NC State
	Tennessee

Most first-time starters in 2015:

NO.	SCHOOL
30	Central Florida
27	Kansas
19	TCU
17	Arkansas State
	UTSA
16	Colorado
	Florida State
	Nebraska

BACK IN THE SADDLE

Kansas got a boost from the return of sixth-year senior running back **Taylor Cox** in its last outing. Cox, who has battled injuries the last two seasons, had not seen game action in 765 days. He picked up a start against Baylor (Oct. 10), carrying the ball a career-high 19 times for 45 yards. Cox also caught three passes for 16 yards.

FRESHMEN CONNECTION

In his first career start, freshman quarterback **Ryan Willis** lined up behind center and marched Kansas 74 yards down the field for its first points of the season on an opening possession against Baylor (Oct. 10). The conclusion of that nine-play drive came at the hands of freshman wide receiver **Steven Sims, Jr.** The rookie slipped behind one of Baylor's cornerbacks and hauled in a 36-yard strike from Willis for the Jayhawks' lone score of the game.

One would have to look back 12 years to find the last rookie duo to hook up for a receiving touchdown in quarterback Adam Barmann and running back John Randle. In the third quarter against Texas A&M, Barmann connected with Randle for 39 yards and one of his four passing scores on the day. A true freshman wouldn't throw another touchdown until 2006 when Todd Reesing chucked one against Colorado, and then Willis Saturday (Oct. 10).

TAKING THE BAIT

Junior safety **Fish Smithson** has been one of the steady workhorses in the Kansas secondary averaging 9.0 tackles-per-game through the first five contests. Smithson has 34 solo stops and assisted on 11 others, en route to a season-high 45 total tackles. His 6.8 solo stop per game rank fifth in the nation and the first in the Big 12, while his 9.0 rank second among league defensive backs.

CORNERING THEM

Freshman cornerback **Tyrone Miller, Jr.**, has led the Jayhawks in tackles in two of their five games and sits atop the Big 12 Conference chart among

NATIONAL POLLS

Oct. 11, 2015

ASSOCIATED PRESS			
RK.	TEAM	RECORD	POINTS
1	Ohio State (27)	6-0	1411
2	Baylor (13)	5-0	1390
3	TCU (3)	6-0	1354
4	Utah (16)	5-0	1350
5	Clemson (1)	5-0	1260
6	LSU	5-0	1231
7	Michigan State	6-0	1139
8	Florida	6-0	1075
9	Texas A&M (1)	5-0	1046
10	Alabama	5-1	1034
11	Florida State	5-0	937
12	Michigan	5-1	894
13	Mississippi	5-1	803
14	Notre Dame	5-1	766
15	Stanford	4-1	662
16	Oklahoma State	6-0	614
17	Iowa	6-0	520
18	UCLA	4-1	487
19	Oklahoma	4-1	342
20	Northwestern	5-1	317
21	Boise State	5-1	260
22	Toledo	5-0	237
23	California	5-1	204
24	Houston	5-0	121
25	Duke	5-1	114

USA TODAY COACHES'			
RK.	TEAM	RECORD	POINTS
1	Ohio State (47)	6-0	1547
2	Baylor (8)	5-0	1463
3	TCU (5)	6-0	1441
4	Michigan State (1)	6-0	1358
5	LSU (1)	5-0	1288
6	Clemson	5-0	1245
7	Utah (1)	5-0	1239
8	Florida State	5-0	1080
9	Alabama	5-1	1052
10	Texas A&M	5-0	1028
11	Florida	6-0	1001
12	Mississippi	5-1	837
13	Notre Dame	5-1	786
14	Michigan	5-1	760
15	Oklahoma State	6-0	689
16	Stanford	4-1	677
17	Iowa	6-0	525
18	UCLA	4-1	466
19	Oklahoma	4-1	432
20	Boise State	5-1	321
21	Northwestern	5-1	242
22	Memphis	5-0	185
23	California	5-1	174
24	Duke	5-1	154
25	Toledo	5-0	149

Kansas Players of the Week

GAME	OFFENSE	DEFENSE	SPECIAL TEAMS
SDSU	Parmalee	Roberts	Schadler
Memphis	Kinner	Goodman	Wyman
Rutgers	Patrick	Miller, Jr.	Stewart
Iowa State	Parmalee	Smithson	Rosser
Baylor	Booker	none	Spencer

Kansas Scout Players of the Week

GAME	OFFENSE	DEFENSE	SPECIAL TEAMS
SDSU	Jolaso	Hall	Loneker
Memphis	W. Smith	Ehambe	C. Bell
Rutgers	Sullivan	Aql	Hall
Iowa State	Moses	Seuer	Conway
Baylor	Williams	Conway	Davis

Big 12 Conference

STANDINGS

	BIG 12	PCT	STREAK	OVERALL	PCT	STREAK
Oklahoma State	3-0	1.000	W3	6-0	1.000	W6
TCU	3-0	1.000	W3	6-0	1.000	W6
Baylor	2-0	1.000	W2	5-0	1.000	W5
Oklahoma	1-1	.500	L1	4-1	.800	L1
Iowa State	1-1	.500	L1	2-3	.400	L1
Texas Tech	1-2	.333	W1	4-2	.667	W1
Texas	1-2	.333	W1	2-4	.333	W1
Kansas State	0-2	.000	L2	3-2	.600	L2
West Virginia	0-2	.000	L2	3-2	.600	L2
Kansas	0-2	.000	L2	0-5	.000	L5

THIS WEEK IN THE BIG 12 - SATURDAY, OCT. 3

West Virginia at Baylor	11 a.m.	FOX
Texas Tech at Kansas	11 a.m.	Fox Sports 1
Oklahoma at Kansas State	2:30 p.m.	ABC
TCU at Iowa State	6 p.m.	ESPN2

LAST WEEK IN THE BIG 12

Baylor 66, Kansas 7
Texas 24, Oklahoma 17
Texas Tech 66, Iowa State 31
Oklahoma State 33, West Virginia 26 (OT)
TCU 52, Kansas State 45

BIG 12 STAT LEADERS

SCORING	SCHOOL	PPG
Offense	Baylor	64.2
Defense	West Virginia	20.0
RUSHING	YPG	TD
Shock Linwood, BU	143.8	7
W. Smallwood, WVU	117.8	5
PASSING	YPG	TD
P. Mahomes, TTU	377.3	19
Trevone Boykin, TCU	350.5	21
RECEIVING	YPG	TD
Josh Doctson, TCU	146.2	10
Corey Coleman, BU	135.6	13
TACKLES	SOLO-AST	AVG/G
(LB) Dakota Allen	34-24	9.7
(LB) D. Alexander	23-25	9.6

BIG 12 PRESEASON POLL

RK	SCHOOL	POINTS
1.	TCU (32)	408
2.	Baylor (10)	384
3.	Oklahoma	312
4.	Oklahoma State	289
5.	Texas	245
6.	West Virginia	204
7.	K-State	201
8.	Texas Tech	139
9.	Iowa State	83
10.	Kansas	45

BIG 12 TELECONFERENCE

Coach David Beaty will be available on the weekly Big 12 Coaches Teleconference every Monday during the season. The call will be available live and archived on www.Big12Sports.com. Email Joni Lehmann (joni@big12sports.com) for the media dial-in number.

9:50 a.m.	Charlie Strong	Texas
10:00 a.m.	David Beaty	Kansas
10:10 a.m.	Bob Stoops	Oklahoma
10:20 a.m.	Mike Gundy	Oklahoma State
10:30 a.m.	Bill Snyder	Kansas State
10:40 a.m.	Dana Holgorsen	West Virginia
10:50 a.m.	Kliff Kingsbury	Texas Tech
11:00 a.m.	Art Briles	Baylor
11:10 a.m.	Paul Rhoads	Iowa State
11:20 a.m.	Gary Patterson	TCU

freshman defensive backs averaging 8.0 stops per game. If that’s not enough, Miller ranks second among all freshmen in the league and sixth among all current players. His 5.6 solo stops per game rank him fourth overall in the conference and 26th in the nation. The last true freshman to lead Kansas in total tackles in two or more games in a season was Huldon Tharp in 2009.

O CAPTAIN! MY CAPTAIN!

Senior defensive end Ben Goodman, Jr., and juniors, quarterback Montell Cozart and safety Fish Smithson were all appointed by their peers for captain’s duties this season. The Jayhawks employ a rotating captain each of the 12 games. The coaching staff’s Special Teams Player of the Week holds the honorary captain title during the next week’s contest. This week’s fourth captain is sophomore cornerback Colin Spencer.

#EARNIT

Head coach David Beaty preaches a simple philosophy to his players, “You have to go out and earn everything you get. Nothing in life is going to be handed to you – on the football field or in the professional world – it has to be earned.” That simple statement is a pillar that the Kansas players strive to uphold on a daily basis and is the foundation for the type of player Beaty wants to recruit at the University of Kansas. His go-to sermon to the Jayhawk community is “We are going to earn the support of our fans one person at a time, and we are not going to sleep until we can give everyone something to be proud of at Memorial Stadium.” As a result, a simple #EarnIt hashtag is plastered on everything Kansas football to show the new culture Beaty brings to the table.

UP NEXT

Kansas hits the road and heads to Stillwater, Oklahoma, to face Oklahoma State Saturday, Oct. 24, at Boone Pickens Stadium, before returning home Oct. 31 to host Oklahoma for Homecoming. Kickoff against the Cowboys can be seen on FOX Sports 1 at 2:30 p.m.

JAYHAWK RADIO NETWORK

With 30 stations in 24 markets, the Jayhawk IMG Radio Network has a footprint stretching across the state of Kansas. The Jayhawks are able to offer both local & state-wide exposure during the official pre-game shows, play-by-play broadcast & post-game show.

Abilene/Salina	KSAJ-98.5 FM
Belleville	KREP 92.1 FM
Chanute	KKOY-105.5 FM
Coffeyville/Independence/Fredonia	KIND 102.9
Concordia	KCKS-94.9 FM
Dodge City	KZRD-93.9 FM
Emporia	KVOE-1400 AM
Fort Scott	KMDQ-1600 AM
Fort Scott	KOMB-103.9 FM
Garden City/Leoti	KBUF-1030 AM
Glen Elder/Cawker City	KZDY-96.3 FM
Goodland/Colby	KWGB-97.9 FM
Great Bend/Larned	KBGL-106.9 FM
Hays	KAYS-1400 AM
Hutchinson	KSKU-94.7 FM
Iola	KIOL-103.0 AM
Kansas City	KCSP-610 AM
Lawrence (Flagship)	KLWN-1320 AM
Lawrence (Flagship)	KLZR-105.9 FM
Liberal	KSCB-1270 AM
Marysville	KNDY-95.5 FM
Parsons	KLKC-1540 AM
Parsons	KLKC-93.5 FM
Phillipsburg	KKAN-1490 AM
Phillipsburg	KQMA-92.5 FM
Russell	KRSL-990 AM
Topeka	KMAJ 1440 AM
Topeka	KWIC 99.3 FM
Wellington	KWME-93.5 FM
Wichita	KFH-1240 AM
Wichita/Clearwater	KFH-98.7 FM
Winfield	KKLE-1550 AM

HAWK TALK

Live from the Salty Iguana in Lawrence, Hawk Talk will give fans the opportunity to listen to Coach Beaty answer fan questions from the internet and social media about all things KU Football. Hawk Talk can be heard around the state on the Jayhawk Radio Network or around the world on KUathletics.com. The show takes place each Tuesday from 7-8 p.m.

2015 Stat Rankings

TEAM

STAT	NATL RANK	BIG 12 RANK	VALUE
3rd%	52	7	41.4%
4th%	115	9	30.8%
Comp%	84	8	57.4%
1st Downs	100	9	99
Passing Off.	70	8	228.4
Red Zone Def.	56	4	81.8%
Red Zone Off.	103	9	76.9%
Rushing Def.	120	9	257.4
Rushing Off.	108	10	130.0
Scoring Def.	123	10	45.4
Scoring Off.	119	10	19.0
Sacks	96	6	2.6
TOP	80	5	29:29
Total Def.	123	9	556.6
Total Off.	97	9	358.4

INDIVIDUAL

STAT		NATL RANK	BIG 12 RANK	VALUE
All Purpose	Kinner	178	14	82.0
Comp%	Cozart	44	6	62.9%
Comp/GM	Cozart	66	8	16.5
KO TD	Schadler	5	1	1
Passing	Cozart	101	9	752
Pass Yds/GM	Cozart	73	8	188.0
Rec. Yds/GM	Parmalee	87	10	60.5
Rushing	Kinner	106	11	347
Rush Yds/GM	Kinner	91	10	69.4
Sacks	Goodman	48	6	0.70
Scoring	Kinner	137	15	6.0
Solo Tackles	Smithson	5	1	6.8
Total Off.	Cozart	69	8	216.3
Tackles	Smithson	36	4	9.0

Head Coach David Beaty



DAVID BEATY

POSITION

HEAD COACH

ALMA MATER

LINDENWOOD, '94

HOMETOWN

GARLAND, TEXAS

WIFE

RAYNEE

CHILDREN

AVERIE & ALEXA

David Beaty took the reigns of the Kansas football program Dec. 5, 2014, with more than 20 years of coaching experience, including two previous stints as an assistant coach with the Jayhawks.

A native of Garland, Texas, Beaty takes over the KU program after spending three previous seasons as the Texas A&M wide receivers coach, where he also coordinated all the recruiting efforts during the 2013-14 seasons.

Under Beaty's tutelage, the Aggies' wide receivers were a record-setting group. With first-team All-American Mike Evans leading the way in 2013, the Aggies set team records for receiving yards, receiving touchdowns and completion percentage. Evans set the A&M record with 1,394 receiving yards and matched the receiving touchdowns record with 12. He also shattered and re-broke the single-game receiving record with 279 yards vs. Alabama and 287 yards against Auburn. Evans went on to become the Aggies' first wide receiver to be selected in the first round of the NFL Draft. Texas A&M was the only team in the nation with four 50-catch, 600-yard receivers in 2013.

Beaty went to Texas A&M after serving as offensive coordinator at both Kansas and Rice. He was the co-offensive coordinator and wide receivers coach at KU in 2011, and helped develop one of the Big 12's top all-purpose threats in wideout D.J. Beshears.

Beaty spent the 2010 season as the offensive coordinator at Rice, where he helped the team average 28.7 points and 375.3 yards per game. Prior to his second stint at Rice, Beaty was the wide receivers coach at Kansas during the 2008 and 2009 seasons.

RECORD AT KU

0-5

RECORD AT D1

0-5

During his first tour at KU, he helped receivers Kerry Meier and Dezmon Briscoe develop into NFL-caliber players. Meier, who was taken in the fifth round of the 2010 NFL Draft, received All-Big 12 accolades in 2008 and 2009. Briscoe, a sixth-round selection in the 2010 NFL Draft, was an All-American and All-Big 12 First Team pick in 2009.

Beaty spent the 2006 and 2007 seasons as the wide receivers coach at Rice. In 2006 he served as passing game coordinator as the team made its first bowl game in 45 years (the New Orleans Bowl). He had two players - Jarett Dillard and James Casey - drafted by NFL teams following the 2007 season.

Prior to joining the Owls' staff, Beaty was a successful head coach at MacArthur (Irving, Texas) High School from 2002-05. He began his coaching career as an assistant coach at Naaman Forest High School in Garland, Texas, from 1994-96. He was also an assistant at Garland High School from 1997-2000.

Beaty assumed his first head coaching job at North Dallas High School in 2001. He coached there for one season, posting a 6-4 record, before taking over at MacArthur.

Beaty is a 1994 graduate of Lindenwood (St. Charles, Missouri) College, where he played football and served as a team captain from 1992-93. He was a four-year starter at wide receiver and led the team in receptions for three-straight seasons.

Beaty and his wife, Raynee, have two daughters, Averie (15) and Alexa (10).

Path to Kansas

2015-

 Kansas
 Head Coach

2012-14

 Texas A&M
 WR/Recruiting Coordinator

2011

 Kansas
 Co-Offensive Coordinator/WR

2010

 Rice
 Offensive Coordinator

2008-09

 Kansas
 Wide Receivers

2006-07

 Rice
 Pass Game Coordinator/WR

2002-05

 Irving MacArthur HS
 Head Coach

2001

 North Dallas HS
 Head Coach

ASSISTANT COACHES



CLINT BOWEN
 Asst. H.C./D.C.
 Field



GARY HYMAN
 Tight Ends
 Field



KEVIN KANE
 Linebackers
 Pressbox



KLINT KUBIAK
 Wide Receivers
 Field



ROB LIKENS
 Off. Coord.
 Pressbox



REGGIE MITCHELL
 Running Backs
 Field



KENNY PERRY
 Cornerbacks
 Field



CALVIN THIBODEAUX
 Defensive Line
 Field



ZACH YENSER
 Offensive Line
 Field

Kansas Roster

NO.	NAME	POS.	HT.	WT.	YR.	HOMETOWN (PREVIOUS SCHOOL)	NO.	NAME	POS.	HT.	WT.	YR.	HOMETOWN (PREVIOUS SCHOOL)
22	Greg Allen	S	5-11	212	Jr.	Houston, Texas (Alief Taylor)	78	Larry Mazyck	OL	6-8	335	Sr.	Washington, D.C. (Iowa Western CC)
52	Mazin Aql	DE	6-2	208	Fr.	Stilwell, Kan. (Blue Valley)	83	Clyde McCauley III	TE	6-5	292	Fr.	Arlington, Texas (Bowie)
46	Dorance Armstrong, Jr.	DE	6-4	225	Fr.	Houston, Texas (North Shore)	32	Schlyler Miles	LB	6-2	221	R.Jr.	Tampa, Fla. (Berkeley Prep)
28	Courtney Arnick	LB	6-2	210	Jr.	Dallas, Texas (Carter)	47	Nathan Miller	DB	5-11	175	Fr.	Topeka, Kan. (Washburn Rural)
97	Kellen Ash	DE	6-3	242	So.	Manchester, Mo. (Parkway South)	19	Tyrone Miller, Jr.	CB	6-0	180	Fr.	Ann Arbor, Mich. (Saline)
62	D'Andre Banks	OL	6-3	302	Jr.	Killeen, Texas (Trinity Valley CC)	1	T.J. Millweard	QB	6-4	219	Jr.	Colleyville, Texas (UCLA)
82	Shakiem Barbel	WR	6-3	192	Sr.	Fresno, Calif. (Fresno City College)	20	Emmanuel Moore	WR	6-0	203	Fr.	Haslet, Texas (Northwest)
14	Nick Bartolotta	K	5-6	181	So.	St. Louis, Mo. (College of DuPage)	13	Damani Mosby	DE	6-3	230	Jr.	Atlanta, Ga. (Mesa CC)
24	Bazie Bates IV	S	6-1	189	Jr.	Allen, Texas (Trinity Valley CC)	85	Austin Moses	WR	6-1	194	Jr.	Overland Park, Kan. (Highland CC)
37	Beau Bell	LB	5-11	217	Sr.	Wichita, Kan. (Hutchinson CC)	7	Derrick Neal	WR	5-10	170	So.	Dallas, Texas (Lincoln)
26	Chris Bell	WR	5-10	176	Fr.	The Woodlands, Texas (The Woodlands)	98	Jason Nix	DT	6-2	240	So.	Kansas City, Mo. (Army)
88	Jeremiah Booker	WR	6-2	195	Fr.	College Station, Texas (College Station)	31	Osaze Ogbebor	LB	6-1	215	Fr.	McKinney, Texas (Heritage)
55	Jacob Bragg	OL	6-4	284	Fr.	Nacogdoches, Texas (Nacogdoches)	25	Marnez Ogletree	CB	5-10	190	Jr.	Lawrenceville, Ga. (Fullerton College)
15	Seth Conway	WR	5-11	178	Sr.	Osborne, Kan. (Osborne)	56	Anthony Olobia	DE	6-5	240	Jr.	Renton, Wash. (Arizona Western College)
36	Taylor Cox	RB	5-11	206	RSr.	Mill Creek, Wash. (College of the Siskiyous)	11	Tre' Parmalee	WR	5-10	171	Sr.	Overland Park, Kan. (Bishop Miege)
2	Montell Cozart	QB	6-2	193	Jr.	Kansas City, Mo. (Bishop Miege)	4	Tyler Patrick	WR	6-0	179	Fr.	The Woodlands, Texas (The Woodlands)
12	Dariusus Crawley	WR	5-11	190	So.	Houston, Texas (Cypress Ridge)	17	Quincy Perdue	WR	6-3	210	So.	Smyrna, Ga. (UAB)
14	Michael Cummings	QB	5-10	212	Sr.	Killeen, Texas (Killeen)	8	Keaton Perry	QB	5-10	186	R.Fr.	Arlington, Texas (TCU)
27	Luke Curtis	WR	6-0	175	Fr.	Stilwell, Kan. (Blue Valley West)	76	Bryan Peters	OL	6-3	300	Sr.	La Mirada, Calif. (La Mirada)
23	Ronnie Davis	CB	6-0	192	Sr.	Oklahoma City, Okla. (NE Oklahoma A&M)	34	Aaron Plump	LB	5-10	213	Sr.	Topeka, Kan. (Butler CC)
40	Jacob Davis	LB	6-2	240	Jr.	Wichita, Kan. (Wichita Northwest HS)	64	Kyle Pullia	OL	6-4	273	So.	Villa Park, Ill. (Fenwick)
54	Jacky Dezir	DT	6-1	286	So.	Chicago, Ill. (College of DuPage)	43	Mason Ramirez	S	5-11	198	Fr.	Round Rock, Texas (Round Rock)
29	Joe Dineen, Jr.	LB	6-2	212	So.	Lawrence, Kan. (Free State)	40	Preston Randall	RB	6-1	193	Jr.	Lawrence, Kan. (Veritas Christian School)
41	Kendall Duckworth	LB	6-1	210	Fr.	Naples, Fla. (Lely)	32	Reese Randall	RB	5-11	205	Fr.	Lawrence, Kan. (Baldwin)
17	Josh Ehambe	DE	6-3	240	Fr.	Arlington, Texas (Prime Prep Academy)	65	Jayson Rhodes	OL	6-4	285	So.	Deer Park, Texas (Blinn College)
16	Denzel Feaster	S	6-3	200	Fr.	Austin, Texas (Manor)	69	Mesa Ribordy	OL	6-4	270	Fr.	Louisburg, Kan. (Louisburg)
90	Kapil Fletcher	DT	6-3	285	Sr.	Fort Lauderdale, Fla. (Hartnell College)	4	Shaquille Richmond	CB	6-0	184	Fr.	Grand Prairie, Texas (Mansfield Timberview)
89	DeAnte Ford	WR	5-10	170	Fr.	Missouri City, Texas (Ridge Point)	88	Eric Rivers	CB	5-9	170	Jr.	Arlington, Texas (College of the Desert)
15	Deondre Ford	QB	6-1	185	Jr.	Waco, Texas (Dodge City CC)	5	Marquis Roberts	LB	6-1	220	Jr.	Powder Springs, Ga. (South Carolina)
63	Aaron Garza	OL	6-3	300	Fr.	Sherman, Texas (Sherman)	59	Cameron Rosser	LB	6-1	224	Jr.	Las Vegas, Nev. (Silverado)
77	Joe Gibson	OL	6-3	290	So.	Prairie Village, Kan. (Rockhurst)	66	Hunter Sausbury	OL	6-4	290	Fr.	Stilwell, Kan. (Blue Valley West)
86	Brock Gilmore	TE	6-3	232	Jr.	Chanute, Kan. (Coffeyville CC)	33	Ryan Schadler	RB	5-11	185	Fr.	Hesston, Kan. (Hesston HS/Wichita State)
39	Michael Glatczak	S	5-10	173	Sr.	Centralia, Kan. (Butler CC)	35	T.J. Semke	DE	6-2	248	Sr.	Lee's Summit, Mo. (Lee's Summit North)
64	Jordan Goldenberg	LS	6-0	215	So.	Creve Coeur, Mo. (Parkway Central)	18	Frank Seurer, Jr.	S	5-11	195	So.	Olathe, Kan. (Hutchinson CC)
1	LaQuivonte Gonzales	WR	5-10	175	Jr.	Cedar Hill, Texas (Texas A&M)	30	Tevin Shaw	S	5-11	198	Jr.	Piscataway, N.J. (Piscataway)
10	Ben Goodman, Jr.	DE	6-3	253	Sr.	Beaumont, Texas (West Brook)	79	Jordan Shelley-Smith	OL	6-5	296	Jr.	Waco, Texas (Reicher Catholic)
15	Chevy Graham	CB	5-9	196	Jr.	Uniondale, N.Y. (Easton Area)	16	Steven Sims, Jr.	WR	5-10	170	Fr.	Houston, Texas (Travis)
45	Ruben Guzman	P	5-8	190	Sr.	Fontana, Calif. (Hawaii)	72	Will Smith	OL	6-3	305	Jr.	Shawnee, Kan. (Butler CC)
49	Hudson Hall	LB	6-2	220	Fr.	Austin, Texas (Westlake)	9	Fish Smithson	S	5-11	190	Jr.	Baltimore, Md. (Hartnell College)
92	Timmy Hamilton	DE	6-5	265	Jr.	Wichita, Kan. (Arizona)	49	Sebastian Sock	TE	6-4	220	Fr.	Highlands Ranch, Colo. (Valor Christian)
3	Chase Harrell	WR	6-4	202	Fr.	Huffman, Texas (Hargrave)	26	Colin Spencer	CB	5-10	180	So.	Dallas, Texas (Woodrow Wilson)
5	Bobby Hartzog, Jr.	WR	5-11	189	So.	Houston, Texas (Westside)	6	Joshua Stanford	WR	6-1	200	Jr.	Mississauga, Ontario (Virginia Tech)
70	Keyon Haughton	OL	6-2	285	Sr.	Baltimore, Md. (Georgia Military College)	9	Carter Stanley	QB	6-2	190	Fr.	Vero Beach, Fla. (Vero Beach)
80	Matt Hentges	WR	6-2	195	Jr.	Eureka, Mo. (Eureka)	19	Jace Sternberger	TE	6-4	225	Fr.	Kingfisher, Okla. (Kingfisher)
94	Tyler Holmes	DT	6-3	270	Jr.	Garland, Texas (Sachse)	8	Brandon Stewart	CB	6-0	171	Jr.	Cedar Hill, Texas (Trinity Valley CC)
73	Larry Hughes	OL	6-7	281	Fr.	Carrollton, Texas (Creekview)	57	Taylor Stine	DT	6-0	265	Fr.	Dallas, Texas (Dallas Jesuit)
38	Hunter January	S	6-3	170	Fr.	McGregor, Texas (McGregor)	69	Ben Swanton	DL	6-0	270	Fr.	DeForest, Wis. (DeForest)
59	Jackson Jenkins	OL	6-4	298	Fr.	Overland Park, Kan. (Bishop Miege)	81	Kent Taylor	TE	6-5	220	Jr.	Tampa, Fla. (Florida)
84	Ben Johnson	TE	6-5	230	So.	Basehor, Kan. (Basehor Linwood)	27	Michael Valentine	P	6-3	175	Fr.	Leawood, Kan. (Blue Valley North)
92	Lay'Trion Jones	DT	6-3	295	Fr.	Garland, Texas (Garland)	6	Kyron Watson	LB	6-0	225	So.	East St. Louis, Ill. (East St. Louis)
25	J.J. Jolaoso	RB	5-10	208	Jr.	Attleboro, Mass. (Bristol CC)	91	D.J. Williams	DT	6-5	298	Fr.	Lufkin, Texas (Lufkin)
18	Eric Kahn	P	6-5	204	Sr.	Spring Hill, Kan. (MidAmerican Nazarene)	71	Devon Williams	OL	6-4	301	Jr.	St. Augustine, Fla. (Georgia Military College)
99	Corey King	DT	6-1	295	Sr.	Boca Raton, Fla. (Miami [Fla.]	13	Ryan Willis	QB	6-4	211	Fr.	Overland Park, Kan. (Bishop Miege)
22	Ke'aun Kinner	RB	5-9	186	Jr.	Little Elm, Texas (Navarro JC)	68	John Wirtel	LS	6-3	230	Jr.	Orland Park, Ill. (Mount Carmel)
68	Beau Lawrence	OL	6-5	295	Fr.	Overland Park, Kan. (Blue Valley Southwest)	96	Daniel Wise	DT	6-3	280	Fr.	Lewisville, Texas (Hebron)
20	Keith Loneker, Jr.	LB	6-2	205	So.	Lawrence, Kan. (Baker)	7	Matthew Wyman	K	6-1	218	Jr.	Bloomfield Hills, Mich. (Andover)
23	De'Andre Mann	RB	5-9	205	Sr.	Miami, Fla. (Hartnell College)	44	Michael Zunica	LB	5-11	221	Jr.	Palos Park, Ill. (Columbia)
24	Taylor Martin	RB	5-10	195	Fr.	Fort Worth, Texas (Dunbar)							

NUMERICAL ROSTER

NO.	NAME	POS.	NO.	NAME	POS.	NO.	NAME	POS.	NO.	NAME	POS.	NO.	NAME	POS.
1	LaQuivonte Gonzales	WR	13	Ryan Willis	QB	24	Bazie Bates IV	S	39	Michael Glatczak	S	64	Jordan Goldenberg	LS
1	T.J. Millweard	QB	14	Nick Bartolotta	K	24	Taylor Martin	RB	40	Preston Randall	RB	64	Kyle Pullia	OL
2	Montell Cozart	QB	14	Michael Cummings	QB	25	J.J. Jolaoso	RB	40	Jacob Davis	LB	65	Jayson Rhodes	OL
3	Chase Harrell	WR	15	Seth Conway	WR	25	Marnez Ogletree	CB	41	Kendall Duckworth	LB	66	Hunter Sausbury	OL
4	Tyler Patrick	WR	15	Deondre Ford	QB	26	Chris Bell	WR	43	Mason Ramirez	S	68	Beau Lawrence	OL
4	Shaquille Richmond	CB	15	Chevy Graham	CB	26	Colin Spencer	CB	44	Michael Zunica	LB	68	John Wirtel	LS
5	Bobby Hartzog, Jr.	WR	16	Denzel Feaster	S	27	Luke Curtis	WR	45	Ruben Guzman	P	69	Mesa Ribordy	OL
5	Marquis Roberts	LB	16	Steven Sims, Jr.	WR	27	Michael Valentine	P	46	Dorance Armstrong, Jr.	DE	69	Ben Swanton	DL
6	Joshua Stanford	WR	17	Josh Ehambe	LB	28	Courtney Arnick	LB	47	Nathan Miller	DB	70	Keyon Haughton	OL
6	Kyron Watson	LB	17	Quincy Perdue	WR	29	Joe Dineen, Jr.	LB	49	Hudson Hall	LB	71	Devon Williams	OL
7	Derrick Neal	WR	18	Eric Kahn	P	30	Tevin Shaw	S	49	Sebastian Sock	TE	72	Will Smith	OL
7	Matthew Wyman	K	18	Frank Seurer, Jr.	S	31	Osaze Ogbebor	LB	52	Mazin Aql	DE	73	Larry Hughes	OL
8	Keaton Perry	QB	19	Tyrone Miller, Jr.	CB	32	Schlyler Miles	LB	54	Jacky Dezir	DT	76	Bryan Peters	OL
8	Brandon Stewart	CB	19	Jace Sternberger	TE	32	Reese Randall	RB	55	Jacob Bragg	OL	77	Joe Gibson	OL
9	Fish Smithson	S	20	Keith Loneker, Jr.	LB	33	Ryan Schadler	RB	56	Anthony Olobia	DE	78	Larry Mazyck	OL
9	Carter Stanley	QB	20	Emmanuel Moore	WR	34	Aaron Plump	LB	57	Taylor Stine	DT	79	Jordan Shelley-Smith	OL
10	Ben Goodman, Jr.	DE	22	Greg Allen	S	35	T.J. Semke	DE	59	Jackson Jenkins	OL	80	Matt Hentges	WR
11	Tre' Parmalee	WR	22	Ke'aun Kinner	RB	36	Taylor Cox	RB	59	Cameron Rosser	LB	81	Kent Taylor	LB
12	Dariusus Crawley	WR	23	Ronnie Davis	CB	37	Beau Bell	LB	62	D'Andre Banks	OL	82	Shakiem Barbel	WR
13	Damani Mosby	DE	23	De'Andre Mann	RB	38	Hunter January	S	63	Aaron Garza	OL	83	Clyde McCauley III	TE

Depth Chart

WHEN KANSAS HAS THE BALL

<div>TE</div> <div>84</div> <div>BEN JOHNSON</div> <div>6-5, 230, So.-1L</div> <div>OR</div> <div>81</div> <div>KENT TAYLOR</div> <div>6-5, 220, Jr.-TR</div>	<div>LT</div> <div>79</div> <div>JORDAN SHELLEY-SMITH</div> <div>6-5, 296, Jr.-1L</div> <div>74</div> <div>CLYDE MCCAULEY III</div> <div>6-5, 292, Fr.-HS</div> <div>OR</div> <div>65</div> <div>JAYSON RHODES</div> <div>6-4, 285, So.-JC</div>	<div>LG</div> <div>76</div> <div>BRYAN PETERS</div> <div>6-3, 300, Sr.-1L</div> <div>55</div> <div>JACOB BRAGG</div> <div>6-4, 284, Fr.-RS</div>	<div>C</div> <div>77</div> <div>JOE GIBSON</div> <div>6-3, 288, So.1L</div> <div>70</div> <div>KEYON HAUGHTON</div> <div>6-2, 285, Sr.-1L</div>	<div>RG</div> <div>62</div> <div>D'ANDRE BANKS</div> <div>6-3, 302, Jr.-JC</div> <div>65</div> <div>JAYSON RHODES</div> <div>6-4, 285, So.-JC</div>	<div>RT</div> <div>73</div> <div>LARRY HUGHES</div> <div>6-7, 281, Fr.-HS</div> <div>78</div> <div>LARRY MAZYCK</div> <div>6-8, 335, Sr.-1L</div> <div>OR</div> <div>65</div> <div>JAYSON RHODES</div> <div>6-4, 285, So.-JC</div>
<div>WR</div> <div>16</div> <div>STEVEN SIMS, JR.</div> <div>5-10, 170, Fr.-HS</div> <div>12</div> <div>DARIOUS CRAWLEY</div> <div>5-11, 190, So.-1L</div> <div>OR</div> <div>6</div> <div>JOSHUA STANFORD</div> <div>6-1, 200, Jr.-TR</div>	<div>WR</div> <div>11</div> <div>TRE' PARMALÉE</div> <div>5-10, 175, Sr.-3L</div> <div>20</div> <div>EMMANUEL MOORE</div> <div>6-0, 203, Fr.-HS</div> <div>OR</div> <div>7</div> <div>DERRICK NEAL</div> <div>5-10, 170, So.-1L</div>	<div>RB</div> <div>36</div> <div>TAYLOR COX</div> <div>5-11, 206, Sr.-1L</div> <div>OR</div> <div>22</div> <div>KE'AUN KINNER</div> <div>5-9, 186,Jr.-JC</div> <div>OR</div> <div>23</div> <div>DE'ANDRE MANN</div> <div>5-9, 205, Sr.-1L</div>	<div>QB</div> <div>13</div> <div>RYAN WILLIS</div> <div>6-4, 211, Fr.-HS</div> <div>1</div> <div>T.J. MILLWEARD</div> <div>6-4, 219, Jr.-2L</div> <div>8</div> <div>KEATON PERRY</div> <div>5-10, 186, R-Fr.-TR</div>	<div>WR</div> <div>88</div> <div>JEREMIAH BOOKER</div> <div>6-2, 195, Fr.-HS</div> <div>4</div> <div>TYLER PATRICK</div> <div>6-0, 179, Fr.-RS</div> <div>OR</div> <div>82</div> <div>SHAKIEM BARBEL</div> <div>6-3, 192, Sr.-SQ</div>	

WHEN BAYLOR HAS THE BALL

<div>CB</div> <div>8</div> <div>BRANDON STEWART</div> <div>6-0, 171, Jr.-JC</div> <div>25</div> <div>MARNEZ OGLETREE</div> <div>5-10, 190, Jr.-JC</div>	<div>DE</div> <div>10</div> <div>BEN GOODMAN, JR.</div> <div>6-3, 253, Sr.-3L</div> <div>35</div> <div>T.J. SEMKE</div> <div>6-2, 248, Sr.-1L</div>	<div>NT</div> <div>99</div> <div>COREY KING</div> <div>6-1, 295, Sr.-TR</div> <div>54</div> <div>JACKY DEZIR</div> <div>6-1, 286, So.-JC</div>	<div>T</div> <div>96</div> <div>DANIEL WISE</div> <div>6-3, 280, Fr.-RS</div> <div>90</div> <div>KAPIL FLETCHER</div> <div>6-3, 285, Sr.-1L</div>	<div>DE</div> <div>56</div> <div>ANTHONY OLOBIA</div> <div>6-5, 240, Jr.-RS</div> <div>13</div> <div>DAMANI MOSBY</div> <div>6-3, 230, Jr.-RS</div> <div>OR</div> <div>46</div> <div>DORANCE ARMSTRONG</div> <div>6-4, 225, Fr.-HS</div>	<div>CB</div> <div>19</div> <div>TYRONE MILLER, JR.</div> <div>6-0, 180, Fr.-HS</div> <div>23</div> <div>RONNIE DAVIS</div> <div>6-0, 192, Sr.-1L</div>
<div>NB</div> <div>30</div> <div>TEVIN SHAW</div> <div>5-11, 198, Jr.-1L</div> <div>36</div> <div>CHEVY GRAHAM</div> <div>5-9, 196, Jr.-1L</div>	<div>S</div> <div>9</div> <div>FISH SMITHSON</div> <div>5-11, 190, Jr.-1L</div> <div>24</div> <div>BAZIE BATES IV</div> <div>6-1, 189, Jr.-JC</div>	<div>LB</div> <div>5</div> <div>MARQUIS ROBERTS</div> <div>6-1, 220, Jr.-TR</div> <div>32</div> <div>SCHYLER MILES</div> <div>6-2, 221, Jr.-2L</div> <div>OR</div> <div>31</div> <div>OSAZE OGBEBOR</div> <div>6-1, 215, Fr.-HS</div>	<div>S</div> <div>39</div> <div>MICHAEL GLATCAK</div> <div>5-10, 173, Sr.-1L</div> <div>22</div> <div>GREG ALLEN</div> <div>5-11, 212, Jr.-1L</div>	<div>LB</div> <div>28</div> <div>COURTNEY ARNICK</div> <div>6-2, 210, Jr.-2L</div> <div>OR</div> <div>29</div> <div>JOE DINEEN, JR.</div> <div>6-2, 212, So.-1L</div>	

KANSAS SPECIALISTS

KO	7	Matthew Wyman (6-1, 218, Jr.-2L)
PK	7	Matthew Wyman (6-1, 218, Jr-2L)
	OR	14 Nick Bartolotta (5-6, 190, So-JC)
P	18	Eric Kahn (6-5, 204, Sr-1L)
	OR	45 Ruben Guzman (5-8, 190, Sr-TR)
LS	68	John Wirtel (6-3, 230, Jr-2L)
	64	Jordan Goldenberg (6-0, 214, So-RS)

PRONUNCIATION GUIDE


NO.	NAME	PRONUNCIATION
1	LAQUIVIONTE Gonzales	La-Quiv-ee-on-tay
2	Montell COZART	COE-zart
3	Chase HARRELL	hair-ull
5	MARQUIS Roberts	Mar-qweese
6	KYRON Watson	kye-run
10	T.J. MILLWEARD	mill-word
12	DARIOUS Crawley	dare-ee-us
13	Damani MOSBY	mows-bee
14	Nick BARLOTTA	Bar-tuh-Low-tuh
16	Denzel FEASTER	feest-er
17	Josh EHAMBE	e-hahm-bay
18	Frank SEURER, Jr.	sire
19	JACE Sternberger	Jace (silent E)
22	KE'AUN Kinner	key-on
23	DE'ANDRE Mann	dee-andre
24	BAZIE Bates IV	BAZZ (like jazz)-ee
25	J.J. JOLAOSO	Juh-LOSS-o
29	Joe DINEEN, Jr.	duh-NEEN
30	TEVIN Shaw	rhymes with Kevin
31	OSAZE OGBEBOR	oh-sauz ohg-buh-bor
32	SCHYLER Miles	Sky-ler
38	Ryan SCHADLER	shadd-ler
39	Michael GLATCZAK	glat-zick
44	Michael ZUNICA	ZOO-nick-uh
45	Ruben GUZMAN	Gooz-man
46	DORANCE Armstrong, Jr.	door-ance
52	MAZIN AQL	Maiz-in (like Raisin) Aql (like apple)
54	Jacky DEZIR	dez-ear
56	Anthony OLOBIA	oh-low-bee-uh
68	John WIRTEL	were-TELL
69	MESA RIBORY	May-sa Rib-or-dee
70	Keyon HAUGHTON	HOT-un
71	DEVON Williams	duh-VONN
78	Larry MAZYCK	muh-ZEEK
80	Matt HENTGES	hentches
82	SHAKIEM BARBEL	shuh-KEEM bar-BELL
90	KAPIL Fletcher	kuh-PILL
92	LAY'TRION Jones	lay-tree-ON
HC	David BEATY	Bait-ee

CAREER STARTS KANSAS

NAME	TOT	CON	'15	'14	'13	'12
Goodman, Sr., DE	29	29	5	12	12	-
Arnick, Jr., LB	14	2	3	5	6	-
Cummings, Sr., QB	12	7	-	7	0	5
Cozart, Jr., QB	10	1	3	5	3	-
Mazyck, Sr., OL	10	-	1	9	-	-
Shaw, Jr., S	10	1	2	8	-	-
Gibson, So., OL	9	2	2	7	-	-
Haughton, Sr., OL	8	3	3	5	-	-
Parmalee, Sr., WR	8	4	4	-	3	1
Shelley-Smith, Jr., OL	7	5	5	1	1	-
Peters, Sr., OL	6	5	5	1	-	-
Semke, Sr., DE	6	-	0	6	-	-
Banks, Jr., OL	5	5	5	-	-	-
King, Sr., DT	5	5	5	-	-	-
Miller, Fr., CB	5	5	5	-	-	-
Smithson, Jr., S	5	5	5	-	-	-
Allen, Jr., S	4	-	2	2	-	-
Cox, R-Sr., RB	4	1	1	-	-	3
Glatczak, Sr., S	4	4	4	-	-	-
Hughes, Fr., OL	4	4	4	-	-	-
Johnson, So., TE	4	4	4	-	-	-
Kinner, Jr., RB	4	4	4	-	-	-
Roberts, Jr., LB	4	3	4	-	-	-
Stewart, Jr., CB	4	4	4	-	-	-
Wise, R-Fr., DR	4	3	4	-	-	-
Mosby, R-Jr., DE	3	2	3	-	-	-
Sims, Fr., WR	3	1	3	-	-	-
Dineen, So., LB	2	2	2	-	-	-
Graham, Sr., CB	2	2	2	-	-	-
Olobia, R-Jr., DE	2	2	2	-	-	-
Patrick, R-Fr., WR	2	2	2	-	-	-
Zunica, Jr., FB	2	2	2	-	-	-
Crawley, So., WR	1	1	1	-	-	-
Fletcher, Sr., DT	1	1	1	-	-	-
Ford, Jr., QB	1	1	1	-	-	-
Hatzog, So., WR	1	-	1	-	-	-
Mann, Sr., RB	1	-	1	-	-	-
Miles, R-Jr., LB	1	1	1	-	-	-
Neal, So., WR	1	1	1	-	-	-
Ogletree, Jr., CB	1	1	1	-	-	-
Stanford, Jr., WR	1	-	1	-	-	-
Willis, Fr., QB	1	1	1	-	-	-

QB**#13 – RYAN WILLIS • 6-4, 211, FR.-HS**


- Threw for a career high 158 yards vs. Baylor (10/10)
- Completed 20-of-36 passes vs. Baylor (10/10)
- Hit Steven Sims, Jr., for his first-career TD pass vs. Baylor (10/10)
- Picked up his first-career start vs. Baylor (10/10)

**RB****#36 – TAYLOR COX • 5-11, 206, R-SR.-1L**

- Logged a career-best 19 rushes vs. Baylor (10/10)
- Saw action for the first time in 765 days vs. Baylor (10/10)
- Picked up his fourth-career start vs. Baylor (10/10)

**WR****#11 – TRE' PARMALEE • 5-10, 171, SR.-3L**

- Missed the Baylor game with an injury (10/10)
- KU's Offensive Player of the Week (9/7)
- Scored first touchdown of his career vs. SDSU (9/5)
- Career-high 82 yards receiving vs. SDSU (9/5)

**WR****#16 – STEVEN SIMS, JR. • 5-10, 170, FR.-HS**

- Caught his first-career TD (36-yard) vs. Baylor (10/10)
- Season-high two catches for 44 yards at Iowa State (10/3)
- Recorded a season-long reception of 38 yards at ISU (10/3)

**WR****#88 – JEREMIAH BOOKER • 6-2, 195, FR.-HS**

- Hauled in three catches for 39 yards vs. Baylor (10/10)
- Named KU's Offensive Player of the Week (10/10)
- Saw first action of KU career vs. Baylor (10/10)

**RT****#73 – LARRY HUGHES • 6-7, 260, FR.-HS**


- Made first career start vs. Memphis (9/12)
- Started four-straight games (Memphis, Rutgers, ISU, Baylor)

**RG****#62 – D'ANDRE BANKS • 6-3, 302, JR.-JC**

- Started all five contests for Kansas at right guard
- Helped pace Jayhawks to 576 yards of total offense vs. SDSU (9/5)

**C****#77 – JOE GIBSON • 6-3, 293, SO.-1L**


- Started last two games for Kansas at center (Iowa State, Baylor)
- Played in all five games in 2015

**LG****#76 – BRYAN PETERS • 6-3, 300, SR.-1L**

- Started all five contests for Kansas at left guard
- Helped pace Jayhawks to 576 yards of total offense vs. SDSU (9/5)

**LT****#79 – JORDAN SHELLEY-SMITH • 6-5, 296, JR.-1L**

- Started all five contests for Kansas at left tackle
- Helped pace Jayhawks to 576 yards of total offense vs. SDSU (9/5)

**TE****#84 – BEN JOHNSON • 6-5, 230, SO.-1L**

- Started all 4-of-5 contests for the Jayhawks
- Caught two passes for a season-best 19 yards at ISU (10/3)
- Caught two passes for 12 yards vs. Memphis (9/12)
- Caught three balls for 12 yards vs. SDSU (9/5)

**DE****#10 – BEN GOODMAN, JR. • 6-3, 253, SR.-3L**

- Started 29th-straight game at Iowa State (10/3)
- Career-high seven tackles at Rutgers (9/26)
- Set new personal-best with two sacks vs. Memphis (9/12)
- Named KU's Defensive Player of the Week (9/14)

**N****#99 – COREY KING • 6-1, 295, JR.-TR**

- Started all five contests at nose tackle for the Jayhawks
- Career-high five tackles at Rutgers (9/26)
- Recorded one tackle in his debut vs. SDSU (9/5)

**T****#96 – DANIEL WISE • 6-3, 280, FR.-RS**

- Started 4-of-5 games at tackle
- Credited with four tackles at Iowa State (10/3)

**DE****#56 – ANTHONY OLOBIA • 6-5, 239, JR.-RS**

- Started 2-of-5 games at defensive end (Rutgers, Baylor)
- Posted a career-best five stops at Iowa State (10/3)

**NB****#30 – TEVIN SHAW • 5-11, 194, JR.-1L**

- Started 2-of-5 games at nickelback for KU
- Tallied a career-high 10 tackles at Rutgers (9/26)
- Sixth on the team in tackles with 22

**LB****#5 – MARQUIS ROBERTS • 6-1, 220, JR.-TR**

- Started 4-of-5 contests at linebacker for Kansas
- First career pick-6 for an 83-yard TD at ISU (10/3)
- Credited with six tackles, including a sack, at ISU (10/3)
- Set career high with nine tackles and a forced fumble vs. Memphis (9/12)

**LB****#28 – COURTNEY ARNICK • 6-2, 210, JR.-2L**

- Started 3-of-5 games at linebacker
- Snagged his first career interception at Rutgers (9/26)
- Recorded four tackles versus Memphis (9/12)
- Recorded four stops vs. SDSU (9/5)

**CB****#8 – BRANDON STEWART • 6-0, 171, JR.-JC**

- Started 4-of-5 games at cornerback for Kansas
- Missed the Baylor game with an injury (10/10)
- KU's Special Teams Player of the Week (9/28)
- Notched a career-best eight tackles and forced a fumble vs. Memphis (9/12)

**CB****#19 – TYRONE MILLER, JR. • 6-0, 180, FR.-H**

- Started all five games at cornerback for Kansas
- Came away with 10 tackles vs. Iowa State (10/3)
- Career-high 11 stops at Rutgers (9/26)
- Ranks fourth in the Big 12 and 26th in the NCAA in solo tackles (5.6)

**S****#9 – FISH SMITHSON • 5-11, 190, JR.-1L**

- Started all five games at safety for Kansas
- Credited with a career-best 13 stops at Iowa State (10/3)
- Leads KU in tackles with 45 on the season
- Ranks first in the Big 12 and 5th in the NCAA in solo tackles (6.8)

**S****#32 – MICHAEL GLATCZAK • 5-10, 173, SR.**

- Started 4-of-5 games for the Jayhawks at safety
- Recorded a career-high 10 tackles vs. Baylor (10/10)
- Tallied five tackles at Iowa State (10/3)
- Made first career start vs. Memphis (9/12)



The Numbers

RESULTS				
DATE	OPPONENT	SCORE	RESULT	ATTEND
Sep 5	SOUTH DAKOTA STATE	38-41	L	30,144
Sep 12	MEMPHIS	23-55	L	37,798
Sep 26	at Rutgers	17-24	L	46,136
Oct 3	* at Iowa State	13-38	L	55,837
Oct 10	* BAYLOR	7-66	L	25,910
Oct 17	* TEXAS TECH			
Oct 24	* at Oklahoma State			
Oct 31	* OKLAHOMA			
Nov 7	* at Texas			
Nov 14	* at TCU			
Nov 21	* WEST VIRGINIA			
Nov 28	* KANSAS STATE			
*Big 12 Conference Game				

TEAM STATISTICS						
	KU	OPP.				
SCORING	95	227				
Points Per Game	19.0	45.4				
FIRST DOWNS	99	148				
Rushing	34	68				
Passing	59	68				
Penalty	6	12				
RUSHING YARDAGE	650	1287				
Yards gained rushing	814	1381				
Yards lost rushing	164	94				
Rushing Attempts	197	231				
Average Per Rush	3.3	5.6				
Average Per Game	130.0	257.4				
TDs Rushing	7	15				
PASSING YARDAGE	1142	1496				
Comp-Att-Int	105-183-3	113-159-4				
Average Per Pass	6.2	9.4				
Average Per Catch	10.9	13.2				
Average Per Game	228.4	299.2				
TDs Passing	3	14				
TOTAL OFFENSE	1792	2783				
Total Plays	380	390				
Average Per Play	4.7	7.1				
Average Per Game	358.4	556.6				
KICK RETURNS: #-Yards	20-370	7-152				
PUNT RETURNS: #-Yards	5-32	9-56				
INT RETURNS: #-Yards	4-122	3-59				
KICK RETURN AVERAGE	18.5	21.7				
PUNT RETURN AVERAGE	6.4	6.2				
INT RETURN AVERAGE	30.5	19.7				
FUMBLES-LOST	11-4	7-5				
PENALTIES-Yards	27-276	26-206				
Average Per Game	55.2	41.2				
PUNTS-Yards	30-1023	15-605				
Average Per Punt	34.1	40.3				
Net punt average	30.9	36.9				
KICKOFFS-Yards	21-1350	41-2493				
Average Per Kick	64.3	60.8				
Net kick average	42.8	40.2				
TIME OF POSSESSION/Game	28:52	31:08				
3RD-DOWN Conversions	36/88	30/61				
3rd-Down Pct	41%	49%				
4TH-DOWN Conversions	4/13	3/3				
4th-Down Pct	31%	100%				
SACKS BY-Yards	8-46	13-100				
MISC YARDS	0	0				
TOUCHDOWNS SCORED	12	30				
FIELD GOALS-ATTEMPTS	4-5	6-9				
ON-SIDE KICKS	0-0	0-0				
RED-ZONE SCORES	(10-13) 77%	(28-34) 82%				
RED-ZONE TOUCHDOWNS	(7-13) 54%	(22-34) 65%				
PAT-ATTEMPTS	(11-12) 92%	(29-29) 100%				
SCORE BY QUARTERS						
	1ST	2ND	3RD	4TH	OT	TOTAL
Kansas	24	17	34	20	--	95
Opponents	61	83	62	21	--	227

RUSHING									
	GP	ATT	GAIN	LOSS	NET	AVG	TD	LONG	AVG/G
Kinner, Ke'aun	5	72	362	15	347	4.8	5	29	69.4
Cozart, Montell	4	44	181	68	113	2.6	1	20	28.2
Mann, De'Andre	5	25	108	8	100	4.0	0	41	20.0
Cox, Taylor	1	19	47	2	45	2.4	0	8	45.0
Schadler, Ryan	5	10	36	0	36	3.6	0	20	7.2
Martin, Taylor	4	12	40	5	35	2.9	0	6	8.8
Parmalee, Tre'	4	1	19	0	19	19.0	1	19	4.8
Ford, Deondre	3	5	9	12	-3	-0.6	0	5	-1.0
Sims, Steven	5	1	0	9	-9	-9.0	0	0	-1.8
Willis, Ryan	3	8	12	45	-33	-4.1	0	8	-11.0
TOTAL	5	197	814	164	650	3.3	7	41	130.0
OPPONENTS	5	231	1381	94	1287	5.6	15	62	257.4

PASSING								
	G	EFFIC	CMP-ATT-INT	PCT	YDS	TD	LNG	AVG/G
Cozart, Montell	4	127.40	66-105-1	62.9	752	2	47	188.0
Willis, Ryan	3	94.39	28-54-1	51.9	258	1	38	86.0
Ford, Deondre	3	87.34	11-23-1	47.8	132	0	33	44.0
Sims, Steven	5	0.00	0-1-0	0.0	0	0	0	0.0
TOTAL	5	111.93	105-183-3	57.4	1142	3	47	228.4
OPPONENTS	5	174.13	113-159-4	71.1	1496	14	60	299.2

RECEIVING							
	G	NO.	YDS	AVG	TD	LONG	AVG/G
Parmalee, Tre'	4	15	242	16.1	1	47	60.5
Patrick, Tyler	5	15	135	9.0	0	33	27.0
Sims, Steven	5	11	134	12.2	1	38	26.8
Johnson, Ben	5	8	48	6.0	0	14	9.6
Crawley, Darious	5	7	112	16.0	0	39	22.4
Taylor, Kent	5	7	92	13.1	1	18	18.4
Neal, Derrick	5	7	52	7.4	0	20	10.4
Mann, De'Andre	5	7	43	6.1	0	22	8.6
Hartzog, Bobby	3	6	72	12.0	0	29	24.0
Barbel, Shakiem	5	6	42	7.0	0	11	8.4
Kinner, Ke'aun	5	5	63	12.6	0	24	12.6
Booker, Jeremiah	1	3	39	13.0	0	22	39.0
Stanford, Joshua	2	3	38	12.7	0	19	19.0
Cox, Taylor	1	3	16	5.3	0	12	16.0
Moore, Emmanuel	3	2	14	7.0	0	9	4.7
TOTAL	5	105	1142	10.9	3	47	228.4
OPPONENTS	5	113	1496	13.2	14	60	299.2

TOTAL OFFENSE						
	G	PLAYS	RUSH	PASS	TOTAL	AVG/G
Cozart, Montell	4	149	113	752	865	216.2
Kinner, Ke'aun	5	72	347	0	347	69.4
Willis, Ryan	3	62	-33	258	225	75.0
Ford, Deondre	3	28	-3	132	129	43.0
Mann, De'Andre	5	25	100	0	100	20.0
Cox, Taylor	1	19	45	0	45	45.0
Schadler, Ryan	5	10	36	0	36	7.2
Martin, Taylor	4	12	35	0	35	8.8
Parmalee, Tre'	4	1	19	0	19	4.8
Sims, Steven	5	2	-9	0	-9	-1.8
TOTAL	5	380	650	1142	1792	358.4
OPPONENTS	5	390	1287	1496	2783	556.6

SCORING									
	TD	FGS	PAT'S				DXP	SAF	POINTS
Kinner,Ke'aun	5	0-0	KICK	RUSH	RCV	PASS	0	0	30
Bartolotta,Nick	0	3-4	11-12	0-0	0	0-0	0	0	20
Parmalee,Tre'	2	0-0	0-0	0-0	0	0-0	0	0	12
Sims,Steven	1	0-0	0-0	0-0	0	0-0	0	0	6
Cozart,Montell	1	0-0	0-0	0-0	0	0-0	0	0	6
Taylor,Kent	1	0-0	0-0	0-0	0	0-0	0	0	6
Schadler,Ryan	1	0-0	0-0	0-0	0	0-0	0	0	6
Marcquis Roberts	1	0-0	0-0	0-0	0	0-0	0	0	6
Wyman,Matthew	0	1-1	0-0	0-0	0	0-0	0	0	3
TOTAL	12	4-5	11-12	0-0	0	0-0	0	0	95
OPPONENTS	30	6-9	29-29	0-1	0	0-0	0	0	227

KICK RETURNS					
	NO.	YDS	AVG	TD	LONG
Neal,Derrick	9	137	15.2	0	24
Schadler,Ryan	7	184	26.3	1	91
Sims,Steven	3	49	16.3	0	20
Ehambe,Josh	1	0	0.0	0	0
TOTAL	20	370	18.5	1	91
OPPONENTS	7	152	21.7	0	38

FUMBLE RETURNS					
	NO.	YDS	AVG	TD	LONG
Roberts, Marcquis	1	2	2.0	0	2
TOTAL	1	2	2.0	0	2
OPPONENTS	0	0	0.0	0	0

PUNT RETURNS					
	NO.	YDS	AVG	TD	LONG
Parmalee, Tre'	4	22	5.5	0	26
Neal, Derrick	1	10	10.0	0	10
TOTAL	5	32	6.4	0	26
OPPONENTS	9	56	6.2	0	34

FIELD GOALS									
	FGM-FGA	PCT	01-19	20-29	30-39	40-49	50-99	LG	BLK
Bartolotta,Nick	3-4	75.0	0-0	1-1	2-2	0-1	0-0	33	0
Wyman,Matthew	1-1	100.0	0-0	0-0	0-0	0-0	1-1	51	0

KICKOFFS								
	NO.	YDS	AVG	TB	OB	RETN	NET	YDLN
Wyman,Matthew	21	1350	64.3	12	2			
TOTAL	21	1350	64.3	12	2	152	42.8	22
OPPONENTS	41	2493	60.8	19	2	370	40.2	24

INTERCEPTIONS					
	NO.	YDS	AVG	TD	LONG
Allen, Greg	2	13	6.5	0	13
Arnick, Courtney	1	26	26.0	0	26
Marcquis Roberts	1	83	83.0	1	83
TOTAL	4	122	30.5	1	83
OPPONENTS	2	54	27.0	0	53

DEFENSIVE STATISTICS														
	GP-GS	SOLO	TACKLES AST	TOTAL	TFL/YDS	SACKS NO-YARDS	PASS DEF INT-YDS	BRUP	QBH	FUMBLES RCV-YDS	FF	BLOCKED KICK	SAF	
Smithson, Fish	5	34	11	45				3			1			
Miller, Tyrone	5	28	12	40	2.0-5			2		1-0	1			
Marcquis Roberts	5	25	7	32	1.0-1	1.0-1	1-83			1-2				
Michael Glatczak	5	19	6	25						1-0				
Goodman, Ben	5	15	8	23	6.0-23	3.5-19			1					
Shaw, Tevin	5	15	7	22				1	1					
Stewart, Brandon	4	16	4	20							1			
Dineen, Joe	5	14	3	17					2					
Graham, Chevy	5	13	4	17	1.5-13	1.0-12								
Arnick, Courtney	5	12	4	16			1-26							
Miles, Schyler	5	12	3	15				1						
Wise, Daniel	5	7	5	12	1.5-9	1.5-9								
Ogletree, Marnez	4	9	1	10				2						
Olobia, Anthony	5	4	6	10	1.0-1									
Bates, Bazie	4	6	1	7										
Rosser, Cameron	5	6	1	7						1-0				
King, Corey	5	5	1	6	1.0-2									
Allen, Greg	4	5	1	6			2-13							
Fletcher, Kapil	5	3	1	4										
Dezir, Jacky	5	2	2	4										
Mosby, Damani	4	3		3	1.0-14					1-0				
Holmes, Tyler	1	3		3										
Dorance Armstrong	5	2		2	1.0-5	1.0-5								
Kendall Duckworth	1		1	1										
TEAM	1	1		1							1			
Plump, Aaron	5	1		1										
Williams, D.J.	2		1	1										
Spencer, Colin	5	1		1										
Guzman, Ruben	2	1		1										
Sims, Steven	5	1		1										
Davis, Ronnie	5	1		1										
Goldenberg, J.	4	1		1										
TOTAL	5	265	90	355	16-73	8-46	4-122	9	4	5-2	4			
OPPONENTS	5	244	111	355	32.0-152	13-100	3-59	17	16	4-30	7			

FIELD GOAL SEQUENCE		
	KANSAS	OPPONENTS
South Dakota State	(23)	(28),(24)
Memphis	(30),(33),(51)	(27),(32)
Rutgers	-	39
Iowa State	44	28,(34)
Baylor	-	(31),34
Numbers in (parentheses) indicate field goal was made.		

PUNTING								
	NO.	YDS	AVG	LONG	TB	FC	I20	BLKD
Kahn, Eric	28	963	34.4	49	2	12	5	0
Guzman, Ruben	2	60	30.0	39	0	0	0	0
TOTAL	30	1023	34.1	49	2	12	5	0
OPPONENTS	15	605	40.3	56	1	4	6	0

ALL PURPOSE								
	G	RUSH	REC	PR	KOR	IR	TOT	AVG/G
Kinner, Ke'aun	5	347	63	0	0	0	410	82.0
Parmalee, Tre'	4	19	242	22	0	0	283	70.8
Schadler, Ryan	5	36	0	0	184	0	220	44.0
Neal, Derrick	5	0	52	10	137	0	199	39.8
Sims, Steven	5	-9	134	0	49	0	174	34.8
Mann, De'Andre	5	100	43	0	0	0	143	28.6
Patrick, Tyler	5	0	135	0	0	0	135	27.0
Cozart, Montell	4	113	0	0	0	0	113	28.2
Crawley, Darius	5	0	112	0	0	0	112	22.4
Taylor, Kent	5	0	92	0	0	0	92	18.4
Marcquis Roberts	5	0	0	0	0	83	83	16.6
Hartzog, Bobby	3	0	72	0	0	0	72	24.0
Cox, Taylor	1	45	16	0	0	0	61	61.0
Johnson, Ben	5	0	48	0	0	0	48	9.6
Barbel, Shakiem	5	0	42	0	0	0	42	8.4
Booker, Jeremiah	1	0	39	0	0	0	39	39.0
Stanford, Joshua	2	0	38	0	0	0	38	19.0
Martin, Taylor	4	35	0	0	0	0	35	8.8
Arnick, Courtney	5	0	0	0	0	26	26	5.2
Moore, Emmanuel	3	0	14	0	0	0	14	4.7
Allen, Greg	4	0	0	0	0	13	13	3.2
Ford, Deondre	3	-3	0	0	0	0	-3	-1.0
Willis, Ryan	3	-33	0	0	0	0	-33	-11.0
TOTAL	5	650	1142	32	370	122	2316	463.2
OPPONENTS	5	1287	1496	56	152	59	3050	610.0

GAME-BY-GAME TEAM STATISTICS

GAME	FINAL SCORE	SCORE BY QUARTER				FIRST DOWNS				RUSHING			PASSING			TOTAL OFFENSE		PUNTING	FUMBLES	PENALTY	THIRD	TOTAL
		1	2	3	4(OT)	RU	PA	PN	TOT	ATT	YDS	TD	C-A-I	YDS	TD	ATT	YDS	NO-AVG	NO-LOST	NO-YDS	DOWNS	TOP
SDSU	41	17	14	3	7	11	11	3	25	39	170	2	17-33-0	293	3	72	463	5-41.6	0-0	3-25	5-14	29:56
Kansas	38	7	7	14	10	14	15	0	29	50	285	3	25-40-1	291	1	90	576	2-43.5	2-1	7-75	7-16	30:04
Memphis	55	10	14	24	7	14	16	4	34	52	281	5	24-27-0	370	2	79	651	2-50.5	3-3	7-58	5-9	28:26
Kansas	23	10	3	7	3	10	11	2	23	46	194	2	18-38-0	165	0	84	359	8-36.6	1-0	7-68	8-20	31:34
Kansas	14	0	7	7	0	1	15	2	18	29	64	2	19-32-1	278	0	61	342	4-28.0	2-0	4-46	6-13	22:01
Rutgers	27	7	13	7	0	15	13	3	31	58	312	2	18-25-2	201	2	83	513	2-36.0	2-1	10-80	8-12	37:59
Kansas	13	0	0	6	7	4	11	0	15	33	38	0	23-37-0	250	1	70	288	8-32.4	2-1	5-37	7-18	28:03
Iowa State	38	3	14	14	7	11	12	1	24	37	243	3	27-37-2	269	2	74	512	5-35.4	0-0	2-10	5-14	31:57
Baylor	66	24	28	14	0	34	17	16	1	45	281	3	27-37-0	363	5	82	644	1-47.0	1-1	4-33	7-12	24:15
Kansas	7	7	0	0	0	14	5	7	2	39	69	0	20-36-1	158	1	75	227	8-34.0	3-2	4-50	8-20	35:45

GAME-BY-GAME OFFENSIVE STARTERS

	WR	LT	LG	C	RG	RT	TE	WR	WR/FB	QB	RB
SDSU	Sims, Jr.	Shelley-Smith	Peters	Haughton	Banks	Mazyck	Johnson	Parmalee	Hartzog, Jr.	Cozart	Kinner
Memphis	Sims, Jr.	Shelley-Smith	Peters	Haughton	Banks	Hughes	Johnson	Parmalee	Stanford	Cozart	Kinner
Rutgers	Patrick	Shelley-Smith	Peters	Haughton	Banks	Hughes	Johnson	Parmalee	Barbel	Ford	Kinner
Iowa State	Crawley	Shilley-Smith	Peters	Gibson	Banks	Hughes	Johnson	Parmalee	Zunica (FB)	Cozart	Kinner
Baylor	Neal	Shelley-Smith	Peters	Gibson	Banks	Hughes	Zunica (FB)	Sims, Jr.	Patrick	Willis	Cox
Texas Tech											
Oklahoma State											
Oklahoma											
Texas											
TCU											
West Virginia											
Kansas State											

GAME-BY-GAME DEFENSIVE STARTERS

	DE	NT	T	DE	LB	LB	NB	CB	S	S	CB
SDSU	Goodman, Jr.	King	Wise	Mosby	Roberts	Arnick	Shaw	Stewart	Smithson	Allen	Miller, Jr.
Memphis	Goodman, Jr.	King	Wise	Mosby	Roberts	Dineen, Jr.	Allen	Stewart	Smithson	Glatczak	Miller, Jr.
Rutgers	Goodman, Jr.	King	Fletcher	Olobia	Miles	Dinnen, Jr.	Shaw	Stewart	Smithson	Glatczak	Miller, Jr.
Iowa State	Goodman, Jr.	King	Wise	Mosby	Roberts	Arnick	Graham	Stewart	Smithson	Glatczak	Miller, Jr.
Baylor	Goodman, Jr.	King	Wise	Olobia	Roberts	Arnick	Graham	Ogletree	Smithson	Glatczak	Miller, Jr.
Texas Tech											
Oklahoma State											
Oklahoma											
Texas											
TCU											
West Virginia											
Kansas State											

GAME-BY-GAME PASSING

#2 COZART, MONTELL	ATT	COMP	INT	PCT	YARDS	TD	LONG	SACK	YDS	EFFIC
SOUTH DAKOTA STATE	38	25	1	65.8	291	1	39	0	0	133.5
MEMPHIS	28	13	0	46.4	118	0	22	2	20	81.8
RUTGERS	18	13	0	72.2	193	0	33	2	15	162.3
IOWA STATE	21	15	0	71.4	150	1	47	3	19	147.1
TOTALS	105	66	1	62.9	752	2	47	7	54	127.4
#15 FORD, DEONDRÉ	ATT	COMP	INT	PCT	YARDS	TD	LONG	SACK	YDS	EFFIC
MEMPHIS	10	5	0	50.0	47	0	11	1	7	89.5
RUTGERS	13	6	1	46.2	85	0	33	1	5	85.7
TOTALS	23	11	1	47.8	132	0	33	2	12	87.3
#13 WILLIS, RYAN	ATT	COMP	INT	PCT	YARDS	TD	LONG	SACK	YDS	EFFIC
SOUTH DAKOTA STATE	2	0	0	0.0	0	0	0	0	0	0.0
IOWA STATE	16	8	0	50.0	100	0	38	2	19	102.5
BAYLOR	36	20	1	55.6	158	1	36	2	15	96.0
TOTALS	54	28	1	51.9	258	1	38	4	34	94.4
#16 SIMS, STEVEN	ATT	COMP	INT	PCT	YARDS	TD	LONG	SACK	YDS	EFFIC
RUTGERS	1	0	0	0.0	0	0	0	0	0	0.0
TOTALS	1	0	0	0.0	0	0	0	0	0	0.0

GAME-BY-GAME RUSHING

	NO-YDS/TD	SDSU	MEM	RU	ISU	BU	TTU	OSU	OU	UT	TCU	WVU	KSU
Kinner, Ke'aun RB	72-347/5	27-157/2	16-113/1	16-25/2	11-46/0	2-6/0							
Cozart, Montell QB	44-113/1	17-94/0	11-18/1	6-1/0	10-0/0	DNP							
Mann, De'Andre RB	25-100/0	4-13/0	10-36/0	5-40/0	2-3/0	4-8/0							
Cox, Taylor RB	19-45/0	DNP	DNP	DNP	DNP	19-45/0							
Schadler, Ryan RB	10-36/0	1-2/0	6-28/0	-	2-5/0	1-1/0							
Martin, Taylor RB	12-35/0	-	DNP	-	4-11/0	8-24/0							
Parmalee, Tre' WR	1-19/1	1-19/1	-	-	-	DNP							
Ford, Deondre QB	5--3/0	-	3--1/0	2--2/0	DNP	DNP							
Sims, Steven WR	1--9/0	-	-	-	1--9/0	-							
Willis, Ryan QB	8--33/0	-	DNP	DNP	3--18/0	5--15/0							

GAME-BY-GAME RECEIVING

	NO-YDS/TD	SDSU	MEM	RU	ISU	BU	TTU	OSU	OU	UT	TCU	WVU	KSU
Parmalee, Tre' WR	15-242/1	3-82/0	2-15/0	5-64/0	5-81/1	DNP							
Patrick, Tyler WR	15-135/0	-	6-38/0	3-70/0	3-12/0	3-15/0							
Sims, Steven WR	11-134/1	3-15/0	3-27/0	2-12/0	2-44/0	1-36/1							
Crawley, Darius WR	7-112/0	2-64/0	1-3/0	1-33/0	1-5/0	2-7/0							
Taylor, Kent TE	7-92/1	2-25/1	1-18/0	2-29/0	2-20/0	-							
Hartzog, Bobby WR	6-72/0	3-24/0	DNP	1-11/0	2-37/0	DNP							
Kinner, Ke'aun RB	5-63/0	-	-	3-49/0	2-14/0	-							
Neal, Derrick WR	7-52/0	1-20/0	-	-	2-6/0	4-26/0							
Johnson, Ben TE	8-48/0	3-12/0	2-12/0	1-5/0	2-19/0	-							
Mann, De'Andre RB	7-43/0	4-15/0	1-22/0	1-5/0	-	1-1/0							
Barbel, Shakiem WR	6-42/0	2-15/0	1-11/0	-	2-12/0	1-4/0							
Booker, Jeremiah WR	3-39/0	DNP	DNP	DNP	DNP	3-39/0							
Stanford, Joshua WR	3-38/0	2-19/0	1-19/0	DNP	DNP	DNP							
Cox, Taylor RB	3-16/0	DNP	DNP	DNP	DNP	3-16/0							
Moore, Emmanuel WR	2-14/0	DNP	-	DNP	-	2-14/0							

GAME-BY-GAME TACKLES

	UA-A	TOT	SDSU	MEM	RU	ISU	BU	TTU	OSU	OU	UT	TCU	WVU	KSU
Smithson, Fish	34-11	45	2-3	9-3	6-0	10-3	7-2							
Miller, Tyrone CB	28-12	40	4-4	4-3	10-1	6-4	4-0							
Roberts, M. LB	25-7	32	5-2	8-1	4-1	5-1	3-2							
Glatczak, M.	19-6	25	2-0	5-1	2-0	4-1	6-4							
Goodman, Ben DE	15-8	23	1-1	5-1	6-1	2-3	1-2							
Shaw, Tevin	15-7	22	2-3	2-0	7-3	1-1	3-0							
Stewart, Brandon CB	16-4	20	3-0	8-0	3-3	2-1	DNP							
Dineen, Joe LB	14-3	17	2-0	2-0	2-2	2-0	6-1							
Graham, Chevy CB	13-4	17	-	1-0	-	5-3	7-1							
Arnick, Courtney LB	12-4	16	3-1	3-1	3-1	1-1	2-0							
Miles, Schyler LB	12-3	15	3-1	2-0	6-0	0-1	1-1							
Wise, Daniel DT	7-5	12	2-2	-	2-0	1-3	2-0							
Olobia, Anthony DE	4-6	10	1-1	1-0	0-1	1-4	1-0							
Ogletree, Marnez CB	9-1	10	DNP	3-0	1-0	1-0	4-1							
Bates, Bazie	6-1	7	-	4-0	DNP	0-1	2-0							
Rosser, Cameron LB	6-1	7	1-0	-	2-1	3-0	-							
King, Corey DT	5-1	6	0-1	-	5-0	-	-							
Allen, Greg	5-1	6	5-1	-	-	-	DNP							
Fletcher, Kapil DT	3-1	4	0-1	1-0	1-0	-	1-0							
Dezir, Jacky DT	2-2	4	0-1	-	-	1-1	1-0							
Mosby, Damani DE	3-0	3	2-0	1-0	-	-	DNP							
Holmes, Tyler DT	3-0	3	DNP	3-0	DNP	DNP	DNP							
Armstrong, D. DE	2-0	2	1-0	-	-	-	1-0							
Spencer, Colin CB	1-0	1	-	-	-	-	1-0							
Plump, Aaron LB	1-0	1	-	-	1-0	-	-							
Guzman, Ruben	1-0	1	-	DNP	DNP	DNP	1-0							
Davis, Ronnie CB	1-0	1	-	1-0	-	-	-							
Williams, D.J. DT	0-1	1	-	DNP	DNP	0-1	DNP							
Goldenberg, J.	1-0	1	DNP	1-0	-	-	-							
Sims, Steven	1-0	1	1-0	-	-	-	-							
Duckworth, K. LB	0-1	1	DNP	DNP	DNP	0-1	DNP							
TEAM	1-0	1	-	-	-	-	1-0							

GAME-BY-GAME TACKLES FOR LOSS

	UA-A	TOT	SDSU	MEM	RU	ISU	BU	TTU	OSU	OU	UT	TCU	WVU	KSU
Goodman, Ben DE	5-2	6.0	1.5-7	2.0-12	1.0-3	1.0-1	0.5-0							
Miller, Tyrone CB	2-0	2.0	-	-	-	1.0-3	1.0-2							
Wise, Daniel DT	1-1	1.5	0.5-3	-	-	-	1.0-6							
Graham, Chevy CB	1-1	1.5	-	-	-	1.0-12	0.5-1							
King, Corey DT	1-0	1.0	-	-	1.0-2	-	-							
Olobia, Anthony DE	1-0	1.0	-	-	-	-	1.0-1							
Armstrong, D. DE	1-0	1.0	1.0-5	-	-	-	-							
Mosby, Damani DE	1-0	1.0	-	1.0-14	-	-	DNP							
Roberts, M. LB	1-0	1.0	-	-	-	1.0-1	-							

GAME-BY-GAME SACKS

	UA-A	TOT	SDSU	MEM	RU	ISU	BU	TTU	OSU	OU	UT	TCU	WVU	KSU
Goodman, Ben DE	3-1	3.5	1.5-7	2.0-12	-	-	-							
Wise, Daniel DT	1-1	1.5	0.5-3	-	-	-	1.0-6							
Armstrong, D. DE	1-0	1.0	1.0-5	-	-	-	-							
Roberts, M. LB	1-0	1.0	-	-	-	1.0-1	-							
Graham, Chevy CB	1-0	1.0	-	-	-	1.0-12	-							

KANSAS SCORING DRIVES

OPPONENT	NO. OF PLAYS	TOTAL YARDS	DRIVE TIME	TYPE OF SCORE	SCORE QTR/TIME	DRIVE START	SCORING PLAY
SDSU	-	91	0:00	TD	1st/7:57	n/a	Schadler 91 yd KOR
SDSU	16	75	5:24	TD	2nd/7:14	KU25	Parmalee 19 yd run
SDSU	9	75	2:29	TD	3rd/12:31	KU25	Kinner 3 yd run
SDSU	6	85	1:15	TD	3rd/9:12	KU15	Kinner 26 yd run
SDSU	15	70	4:46	FG	4th/11:18	KU25	Bartolotta 23 yd FG
SDSU	10	74	3:56	TD	4th/2:18	KU26	Taylor 10 yd rec
Memphis	4	-2	0:44	FG	1st/12:34	UM10	Bartolotta 30 yd FG
Memphis	5	73	1:25	TD	1st/9:48	KU27	Kinner 5 yd run
Memphis	13	65	4:00	FG	2nd/6:54	KU20	Bartolotta 33 yd FG
Memphis	10	75	2:44	TD	3rd/11:20	KU25	Cozart 7 yd run
Memphis	8	42	2:59	FG	4th/7:57	KU25	Wyman 51 yd FG
Rutgers	7	68	2:37	TD	2nd/6:47	KU32	Kinner 2 yd run
Rutgers	9	52	3:33	TD	3rd/2:05	KU48	Kinner 1 yd run
ISU	1	47	0:09	TD	3rd/5:36	ISU47	Parmalee 47 yd rec
ISU	-	83	0:00	TD	4th/13:30	n/a	Roberts 83 yd IR
Baylor	9	74	3:14	TD	1st/9:27	KU26	Sims, Jr., 36 yd rec

OPPONENT SCORING DRIVES

OPPONENT	NO. OF PLAYS	TOTAL YARDS	DRIVE TIME	TYPE OF SCORE	SCORE QTR/TIME	DRIVE START	SCORING PLAY
SDSU	6	64	2:16	FG	1st/12:44	SD25	Carlson 28 yd FG
SDSU	2	27	0:42	TD	1st/8:09	KU27	Mengarelli 25 yd run
SDSU	8	75	3:24	TD	1st/4:33	SD25	Wieneke 29 yd rec
SDSU	10	78	5:00	TD	2nd/13:39	SD22	Wieneke 16 yd rec
SDSU	2	29	0:14	TD	2nd/12:38	KU29	Mengarelli 29 yd rec
SDSU	15	53	6:20	FG	3rd/1:04	SD40	Carlson 24 yd FG
SDSU	10	75	5:00	TD	4th/6:18	SD25	Wallace 3 yd run
Memphis	8	75	3:22	TD	1st/6:26	UM25	Craft 1 yd run
Memphis	7	39	2:23	FG	1st/2:28	KU49	Elliott 27 yd FG
Memphis	6	69	1:16	TD	2nd/13:45	UM48	Dorceus 9 yd run
Memphis	10	80	4:07	TD	2nd/0:32	UM20	Jones 6 yd rec
Memphis	3	75	0:56	TD	3rd/14:04	UM25	Frazier 60 yd run
Memphis	7	75	2:06	TD	3rd/9:14	UM25	Montiel 3 yd rec
Memphis	8	75	3:05	FG	3rd/3:53	UM11	Elliott 32 yd FG
Memphis	5	62	1:41	TD	3rd/1:01	UM38	Cooper 1 yd run
Memphis	8	71	3:50	TD	4th/10:56	UM29	Henderson 1 yd run
Rutgers	11	91	4:48	TD	1st/1:49	RU09	Agudosi 14 yd rec
Rutgers	3	31	1:05	TD	2nd/9:24	KU31	Flanagan 7 yd rec
Rutgers	8	75	4:16	TD	2nd/2:31	RU25	Hicks 1 yd run
Rutgers	12	84	5:32	TD	3rd/9:24	RU16	Hicks 4 yd run
ISU	8	32	3:28	FG	1st/1:54	KU48	Cole 34 yd FG
ISU	6	62	2:33	TD	2nd/5:40	ISU38	Richardson 4 yd run
ISU	7	73	1:19	TD	2nd/0:27	ISU27	Lazard 9 yd rec
ISU	1	62	0:09	TD	3rd/9:47	ISU38	Warren 62 yd run
ISU	7	65	3:21	TD	3rd/2:15	ISU35	Montgomery 13 yd rec
ISU	5	74	1:50	TD	4th/11:34	ISU26	Warren 7 yd run
Baylor	11	75	2:16	TD	1st/12:44	BU25	Coleman 11 yd rec
Baylor	8	87	1:48	TD	1st/7:33	BU13	Coleman 11 yd rec
Baylor	7	80	1:14	TD	1st/4:42	BU20	Russell 5 yd run
Baylor	5	36	1:13	FG	1st/1:45	BU50	Callahan 31 yd FG
Baylor	4	42	1:13	TD	2nd/13:58	KU42	Linwood 1 yd run
Baylor	5	32	1:16	TD	2nd/11:41	KU32	McGowan 18 yd rec
Baylor	8	52	1:40	TD	2nd/5:46	BU48	Jefferson 5 yd run
Baylor	-	30	0:00	TD	2nd/8:03	n/a	Howard 30 yd FR
Baylor	8	89	2:05	TD	3rd/8:03	BU11	Zamora 37 yd rec
Baylor	1	30	0:06	TD	3rd/6:16	KU30	Hall 30 yd rec

SCORING DRIVE ANALYSIS

YARDAGE	KANSAS		OPPONENTS	
	TD	FG	TD	FG
No Drive	2	-	-	-
Negative Yds.	-	1	-	-
0-9	-	-	-	-
10-19	-	-	-	-
20-29	-	-	2	-
30-39	-	-	3	3
40-49	1	1	1	-
50-59	1	-	1	1
60-69	1	1	4	2
70-79	6	1	10	1
80-89	1	-	4	1
90-99	-	-	1	-

GAME-OPENING DRIVES

OPPONENTS	KANSAS			OPPONENTS		
	PTS.	1STD	YDS.	PTS.	1STD	YDS.
SDSU	0	3	62	3	1	64
Memphis	0	1	23	0	0	0
at Rutgers	0	1	15	0	2	25
at Iowa State	0	3	41	0	3	64
Baylor	7	4	74	7	4	75
Texas Tech	-	-	-	-	-	-
at Oklahoma State	-	-	-	-	-	-
Oklahoma	-	-	-	-	-	-
at Texas	-	-	-	-	-	-
at TCU	-	-	-	-	-	-
West Virginia	-	-	-	-	-	-
Kansas State	-	-	-	-	-	-

SECOND HALF-OPENING DRIVES

OPPONENTS	KANSAS			OPPONENTS		
	PTS.	1STD	YDS.	PTS.	1STD	YDS.
SDSU	7	4	75	0	1	27
Memphis	7	3	75	7	2	75
at Rutgers	0	2	51	7	5	84
at Iowa State	0	1	0	0	0	6
Baylor	0	3	38	7	5	89
Texas Tech	-	-	-	-	-	-
at Oklahoma State	-	-	-	-	-	-
Oklahoma	-	-	-	-	-	-
at Texas	-	-	-	-	-	-
at TCU	-	-	-	-	-	-
West Virginia	-	-	-	-	-	-
Kansas State	-	-	-	-	-	-

DRIVE SUPERLATIVES

	KANSAS	OPPONENT
Most Plays/Result	16, vs. South Dakota State/Touchdown	15, vs. South Dakota State/Field Goal
Most Yards/Result	85, vs. South Dakota State/Touchdown	91, at Rutgers/Touchdown
Most Time/Result	5:24, vs. South Dakota State/Touchdown	6:20, vs. South Dakota State/Field Goal

DRIVE CHART						
DRIVE START RESULT	1-9 NO/TD/FG	10-19 NO/TD/FG	20-29 NO/TD/FG	30-39 NO/TD/FG	40-49 NO/TD/FG	50+ NO/TD/FG
SDSU	0/1/0	5/1/0	6/3/1	0/0/0	1/0/0	0/0/0
Memphis	0/0/0	1/0/0	12/2/2	0/0/0	0/0/0	2/0/1
at Rutgers	2/0/0	1/0/0	5/0/0	2/1/0	1/1/0	0/0/0
at Iowa State	1/0/0	2/0/0	7/0/0	2/0/0	1/0/0	1/1/0
Baylor	0/0/0	0/0/0	10/1/0	2/0/0	2/0/0	0/0/0
Texas Tech						
at Oklahoma State						
Oklahoma						
at Texas						
at TCU						
West Virginia						
Kansas State						

THREE-AND-OUTS		
	KANSAS THREE-AND-OUT/DRIVES	OPPONENT THREE-AND-OUT/DRIVES
SDSU	2/13	1/12
Memphis	4/15	2/15
at Rutgers	0/11	0/11
at Iowa State	3/15	5/15
Baylor	4/14	1/15
Texas Tech		
at Oklahoma State		
Oklahoma		
at Texas		
at TCU		
West Virginia		
Kansas State		

KANSAS INSIDE THE RED ZONE															
OPPONENT	SCORE	TIMES IN RZ	TIMES SCORED	TOTAL PTS	TOTAL TDS	RUSH TDS	PASS TDS	FGS MADE	FGA	-----FAILED TO SCORE INSIDE RZ----->					GAME
South Dakota State	L, 38-41	5	4	24	3	2	1	1	0	DOWN	INT	FUMB	HALF		0
Memphis	L, 23-55	5	4	20	2	2	0	2	0	1	0	0	0		0
at Rutgers	L, 14-27	3	2	14	2	2	0	0	0	1	0	0	0		0
at Iowa State	L, 13-38	0	0	0	0	0	0	0	0	0	0	0	0		0
Baylor	L, 7-66	0	0	0	0	0	0	0	0	0	0	0	0		0
Texas Tech															
at Oklahoma State															
Oklahoma															
at Texas															
at TCU															
West Virginia															
Kansas State															
TOTALS		13	10	58	7	6	1	3	0	2	1	0	0		0

Season Percentage - Overall: 10 of 13 (76.9%)
Season Percentage - Touchdowns: 7 of 13 (53.8%)
Season Percentage - Field Goals: 3 of 13 (23.0%)
Season Percentage - Failed to Score: 3 of 13 (23.0%)

KANSAS OPPONENTS INSIDE THE RED ZONE															
OPPONENT	SCORE	TIMES IN RZ	TIMES SCORED	TOTAL PTS	TOTAL TDS	RUSH TDS	PASS TDS	FGS MADE	FGA	-----FAILED TO SCORE INSIDE RZ----->					GAME
South Dakota State	L, 38-41	4	4	20	2	1	1	2	0	0	0	0	0		0
Memphis	L, 23-55	8	8	48	6	4	2	2	0	0	0	0	0		0
at Rutgers	L, 14-27	7	4	27	4	2	2	0	1	0	1	0	1		0
at Iowa State	L, 13-38	7	5	31	4	2	2	1	1	0	1	0	0		0
Baylor	L, 7-66	8	7	45	6	3	3	1	1	0	0	0	0		0
Texas Tech															
at Oklahoma State															
Oklahoma															
at Texas															
at TCU															
West Virginia															
Kansas State															
TOTALS		34	28	171	22	12	10	6	3	0	2	0	1		0

Season Percentage - Overall: 28 of 34 (82.3%)
Season Percentage - Touchdowns: 22 of 34 (64.7%)
Season Percentage - Field Goals: 6 of 34 (17.6%)
Season Percentage - Failed to Score: 6 of 34 (17.6%)

KANSAS LONG PLAYS

KANSAS 20-YARD PLUS PLAYS

YARDS	TYPE	PLAYER(S)	OPPONENT
*91	KR	Schadler,Ryan	South Dakota State
*83	INT	Marcquis Roberts	Iowa State
*47	Pass	Parmalee,Tre' from Cozart,Montell	Iowa State
43	KR	Schadler,Ryan	Baylor
41	Rush	Mann,De'Andre	Rutgers
39	Pass	Crawley,Darius from Cozart,Montell	South Dakota State
38	Pass	Sims,Steven from Willis,Ryan	Iowa State
*36	Pass	Sims,Steven from Willis,Ryan	Baylor
35	Pass	Parmalee,Tre' from Cozart,Montell	South Dakota State
35	Pass	Parmalee,Tre' from Cozart,Montell	South Dakota State
33	Pass	Patrick,Tyler from Cozart,Montell	Rutgers
33	Pass	Crawley,Darius from Ford,Deondre	Rutgers
29	Pass	Hartzog,Bobby from Willis,Ryan	Iowa State
29	Rush	Kinner,Ke'aun	Memphis
27	Pass	Patrick,Tyler from Cozart,Montell	Rutgers
26	INT	Arnick,Courtney	Rutgers
26	PR	Parmalee,Tre'	South Dakota State
*26	Rush	Kinner,Ke'aun	South Dakota State
25	Pass	Crawley,Darius from Cozart,Montell	South Dakota State
24	Pass	Kinner,Ke'aun from Cozart,Montell	Rutgers
24	Rush	Kinner,Ke'aun	Memphis
24	KR	Neal,Derrick	Iowa State
23	Rush	Kinner,Ke'aun	South Dakota State
22	Pass	Mann,De'Andre from Cozart,Montell	Memphis
22	Pass	Booker,Jeremiah from Willis,Ryan	Baylor
21	Rush	Kinner,Ke'aun	South Dakota State
21	Pass	Kinner,Ke'aun from Cozart,Montell	Rutgers
20	Rush	Cozart,Montell	Memphis
20	KR	Sims,Steven	Memphis
20	Rush	Schadler,Ryan	Memphis
20	KR	Neal,Derrick	Iowa State
20	Pass	Neal,Derrick from Cozart,Montell	South Dakota State
20	Rush	Cozart,Montell	South Dakota State

* touchdown scored on play

KANSAS LONG PLAYS BY THE NUMBERS

LONG PLAYS BY YARDS	NO.	TD
100+	0	0
90-99	1	1
80-89	1	1
70-79	0	0
60-69	0	0
50-59	0	0
40-49	3	1
30-39	7	1
20-29	21	1

KANSAS LONG PLAYS BY TYPE

	NO.	TD
Rushing	9	1
Passing	16	2
Punt returns	1	0
Kick returns	5	1
Interceptions	2	1
Fumble returns	0	0
Other	0	0
TOTAL	33	5

KANSAS 20-YARD PLUS BY PLAYER

PLAYER	NO.	TD	R	P	KR	PR	IR	FR
Kinner, Ke'aun	7	1	5	2	0	0	0	0
Parmalee, Tre'	4	1	0	3	0	1	0	0
Schadler, Ryan	3	1	1	0	2	0	0	0
Sims, Steven	3	1	0	2	1	0	0	0
Neal, Derrick	3	0	0	1	2	0	0	0
Crawley, Darius	3	0	0	3	0	0	0	0
Mann, De'Andre	2	0	1	1	0	0	0	0
Cozart, Montell	2	0	2	0	0	0	0	0
Patrick, Tyler	2	0	0	2	0	0	0	0
Marcquis Roberts	1	1	0	0	0	0	1	0
Hartzog, Bobby	1	0	0	1	0	0	0	0
Booker, Jeremiah	1	0	0	1	0	0	0	0
Arnick, Courtney	1	0	0	0	0	0	1	0
TOTAL	33	5	9	16	5	1	2	0

KANSAS OPPONENTS LONG PLAYS

OPPONENT 20-YARD PLUS PLAYS

YARDS	TYPE	PLAYER(S)	KU OPPONENT
*62	Rush	Warren, Mike	ISU
*60	Rush	FRAZIER, Mose	Memphis
60	Pass	Jake Wieneke from Zach Lujan	SDSU
53	INT	Dallas Brown	SDSU
42	Pass	FRAZIER, Mose from LYNCH, Paxton	Memphis
41	Pass	Wesley, Jauan from Richardson, SB	ISU
41	Pass	Coleman, Corey from Russell, Seth	Baylor
40	Rush	Linwood, Shock	Baylor
38	KR	Grant, Janarion	Rutgers
*37	Pass	Zamora, Ishmael from Stidham, Jarrett	Baylor
35	Rush	Martin, Robert	Rutgers
34	PR	Hawthorne, Lynx	Baylor
33	Pass	Montgomery, D. from Richardson, SB	ISU
32	Pass	MAYHUE, Phil from LYNCH, Paxton	Memphis
31	Rush	Hicks, Josh	Rutgers
30	Pass	OGLESBY, J from LYNCH, Paxton	Memphis
30	Pass	Chandler, J. from Richardson, SB	ISU
30	Pass	Lee, Jay from Russell, Seth	Baylor
*30	Pass	Hall, Davion from Stidham, Jarrett	Baylor
*30	FR	Howard, Xavien	Baylor
*29	Pass	BradyMengarelli from Zach Lujan	SDSU
*29	Pass	Jake Wieneke from Zach Lujan	SDSU
28	Rush	Warren, Mike	ISU
27	Rush	James, Paul	Rutgers
26	Pass	MILLER, Anthony from LYNCH, Paxton	Memphis
26	Pass	Dallas Goedert from Zach Lujan	SDSU
26	KR	Wiltz, Jomal	ISU
25	Pass	Grant, Janarion from Laviano, Chris	Rutgers
*25	Rush	BradyMengarelli	SDSU
23	KR	CRAFT, Sam	Memphis
23	Pass	MONTIEL, Daniel from LYNCH, Paxton	Memphis
23	Pass	Dallas Goedert from Zach Lujan	SDSU
22	KR	Isaac Wallace	SDSU
21	Pass	CROSS, Alan from LYNCH, Paxton	Memphis
20	Pass	MILLER, Anthony from LYNCH, Paxton	Memphis
20	KR	Isaac Wallace	SDSU
20	Pass	Trevor Wesley from Zach Lujan	SDSU
20	Pass	Lazard, Allen from Richardson, SB	ISU
20	Rush	Linwood, Shock	Baylor

* touchdown scored on play

KANSAS LONGEST PLAYS

Rushing	41	Mann, De'Andre at Rutgers (9/26/2015)
Rushing Touchdown	26	Kinner, Ke'aun vs. SDSU (9/5/2015)
Passing	47	Parmalee, Tre' from Cozart, Montell at ISU (10/03/2015)
Passing Touchdown	47	Parmalee, Tre' from Cozart, Montell at ISU (10/03/2015)
Punt Return	26	Parmalee, Tre' vs. SDSU (9/5/2015)
Kick Return	91	Schadler, Ryan vs. SDSU (9/5/2015)
Interception Return	83	Marcquis Roberts at ISU (10/03/2015)
Fumble Return	2	Marcquis Roberts vs. Memphis (9/12/2015)
Punt	49	Kahn, Eric vs. SDSU (9/5/2015)
Field Goal	51	Wyman, Matthew vs. Memphis (9/12/2015)

KANSAS SEASON SUPERLATIVES

KANSAS INDIVIDUALS

Rushes	27	Kinner, Ke'aun vs South Dakota State (Sep 05, 2015)
Yards Rushing	157	Kinner, Ke'aun vs South Dakota State (Sep 05, 2015)
TD Rushes	2	Kinner, Ke'aun vs South Dakota State (Sep 05, 2015) Kinner, Ke'aun at Rutgers (Sep 26, 2015)
Long Rush	41	Mann, De'Andre at Rutgers (Sep 26, 2015)
Pass attempts	38	Cozart, Montell vs South Dakota State (Sep 05, 2015)
Pass completions	25	Cozart, Montell vs South Dakota State (Sep 05, 2015)
Yards Passing	291	Cozart, Montell vs South Dakota State (Sep 05, 2015)
TD Passes	1	Cozart, Montell vs South Dakota State (Sep 05, 2015) Cozart, Montell at Iowa State (Oct 03, 2015) Willis, Ryan vs Baylor (Oct 10, 2015)
Long Pass	47	Cozart, Montell at Iowa State (Oct 03, 2015)
Receptions	6	Patrick, Tyler vs Memphis (Sep 12, 2015)
Yards Receiving	82	Parmalee, Tre' vs South Dakota State (Sep 05, 2015)
TD Receptions	1	Taylor, Kent vs South Dakota State (Sep 05, 2015) Parmalee, Tre' at Iowa State (Oct 03, 2015) Sims, Steven vs Baylor (Oct 10, 2015)
Long Reception	47	Parmalee, Tre' at Iowa State (Oct 03, 2015)
Field Goals	2	Bartolotta, Nick vs Memphis (Sep 12, 2015)
Long Field Goal	51	Wyman, Matthew vs Memphis (Sep 12, 2015)
Punts	8	Kahn, Eric vs Memphis (Sep 12, 2015) Kahn, Eric at Iowa State (Oct 03, 2015)
Punting Avg	43.5	Kahn, Eric vs South Dakota State (Sep 05, 2015)
Long Punt	49	Kahn, Eric vs South Dakota State (Sep 05, 2015)
Punts inside 20	2	Kahn, Eric vs Baylor (Oct 10, 2015)
Long Punt Return	26	Parmalee, Tre' vs South Dakota State (Sep 05, 2015)
Long Kickoff Return	91	Schadler, Ryan vs South Dakota State (Sep 05, 2015)
Tackles	13	Smithson, Fish at Iowa State (Oct 03, 2015)
Sacks	2.0	Goodman, Ben vs Memphis (Sep 12, 2015)
Tackles For Loss	2.0	Goodman, Ben vs Memphis (Sep 12, 2015)
Interceptions	1	Allen, Greg at Rutgers (Sep 26, 2015) Arnick, Courtney at Rutgers (Sep 26, 2015) Marcquis Roberts at Iowa State (Oct 03, 2015) Allen, Greg at Iowa State (Oct 03, 2015)

KANSAS TEAM

Rushes	50	vs South Dakota State (Sep 05, 2015)
Yards Rushing	285	vs South Dakota State (Sep 05, 2015)
Yards Per Rush	5.7	vs South Dakota State (Sep 05, 2015)
TD Rushes	3	vs South Dakota State (Sep 05, 2015)
Pass attempts	40	vs South Dakota State (Sep 05, 2015)
Pass completions	25	vs South Dakota State (Sep 05, 2015)
Yards Passing	291	vs South Dakota State (Sep 05, 2015)
Yards Per Pass	8.7	at Rutgers (Sep 26, 2015)
TD Passes	1	vs South Dakota State (Sep 05, 2015) at Iowa State (Oct 03, 2015) vs Baylor (Oct 10, 2015)
Total Plays	90	vs South Dakota State (Sep 05, 2015)
Total Offense	576	vs South Dakota State (Sep 05, 2015)
Yards Per Play	6.4	vs South Dakota State (Sep 05, 2015)
Points	38	vs South Dakota State (Sep 05, 2015)
Sacks By	3	vs South Dakota State (Sep 05, 2015)
First Downs	29	vs South Dakota State (Sep 05, 2015)
Penalties	7	vs South Dakota State (Sep 05, 2015) vs Memphis (Sep 12, 2015)
Penalty Yards	75	vs South Dakota State (Sep 05, 2015)
Turnovers	3	vs Baylor (Oct 10, 2015)
Interceptions By	2	at Rutgers (Sep 26, 2015) at Iowa State (Oct 03, 2015)
Punts	8	vs Memphis (Sep 12, 2015) at Iowa State (Oct 03, 2015) vs Baylor (Oct 10, 2015)
Punting Avg	43.5	vs South Dakota State (Sep 05, 2015)
Long Punt	49	vs South Dakota State (Sep 05, 2015)
Punts inside 20	2	vs Baylor (Oct 10, 2015)
Long Punt Return	26	vs South Dakota State (Sep 05, 2015)

KANSAS OPPONENTS SEASON SUPERLATIVES

OPPONENT INDIVIDUALS

Rushes	24	Isaac Wallace, vs South Dakota State (Sep 05, 2015)
Yards Rushing	175	Warren, Mike, at Iowa State (Oct 03, 2015)
TD Rushes	2	Hicks, Josh, at Rutgers (Sep 26, 2015) Warren, Mike, at Iowa State (Oct 03, 2015)
Long Rush	62	Warren, Mike, at Iowa State (Oct 03, 2015)
Pass attempts	37	Richardson, SB, at Iowa State (Oct 03, 2015)
Pass completions	27	Richardson, SB, at Iowa State (Oct 03, 2015)
Yards Passing	354	LYNCH, Paxton, vs Memphis (Sep 12, 2015)
TD Passes	3	Zach Lujan, vs South Dakota State (Sep 05, 2015) Russell, Seth, vs Baylor (Oct 10, 2015)
Long Pass	60	Zach Lujan, vs South Dakota State (Sep 05, 2015)
Receptions	8	Jake Wieneke, vs South Dakota State (Sep 05, 2015)
Yards Receiving	160	Jake Wieneke, vs South Dakota State (Sep 05, 2015)
TD Receptions	2	Jake Wieneke, vs South Dakota State (Sep 05, 2015) Coleman, Corey, vs Baylor (Oct 10, 2015)
Long Reception	60	Jake Wieneke, vs South Dakota State (Sep 05, 2015)
Field Goals	2	Jay Carlson, vs South Dakota State (Sep 05, 2015) ELLIOTT, Jake, vs Memphis (Sep 12, 2015)
Long Field Goal	34	Netten, Cole, at Iowa State (Oct 03, 2015)
Punts	5	Brady Hale, vs South Dakota State (Sep 05, 2015) Downing, Colin, at Iowa State (Oct 03, 2015)
Punting Avg	54.0	SMITH, Spencer, vs Memphis (Sep 12, 2015)
Long Punt	56	Brady Hale, vs South Dakota State (Sep 05, 2015)
Punts inside 20	4	Brady Hale, vs South Dakota State (Sep 05, 2015)
Long Punt Return	34	Hawthorne, Lynx, vs Baylor (Oct 10, 2015)
Long Kickoff Return	38	Grant, Janarion, at Rutgers (Sep 26, 2015)
Tackles	11	Longa, Steve, at Rutgers (Sep 26, 2015) Davis, Raaquan, vs Baylor (Oct 10, 2015)
Sacks	2.0	Harvey, Willie, at Iowa State (Oct 03, 2015)
Tackles For Loss	2.5	PENNINGTON, D, vs Memphis (Sep 12, 2015)
Interceptions	1	Dallas Brown, vs South Dakota State (Sep 05, 2015) Lewis, Kaiwan, at Rutgers (Sep 26, 2015) Howard, Xavien, vs Baylor (Oct 10, 2015)

OPPONENT TEAM

Rushes	58	at Rutgers (Sep 26, 2015)
Yards Rushing	312	at Rutgers (Sep 26, 2015)
Yards Per Rush	6.6	at Iowa State (Oct 03, 2015)
TD Rushes	5	vs Memphis (Sep 12, 2015)
Pass attempts	37	at Iowa State (Oct 03, 2015) vs Baylor (Oct 10, 2015)
Pass completions	27	at Iowa State (Oct 03, 2015) vs Baylor (Oct 10, 2015)
Yards Passing	370	vs Memphis (Sep 12, 2015)
Yards Per Pass	13.7	vs Memphis (Sep 12, 2015)
TD Passes	5	vs Baylor (Oct 10, 2015)
Total Plays	83	at Rutgers (Sep 26, 2015)
Total Offense	651	vs Memphis (Sep 12, 2015)
Yards Per Play	8.2	vs Memphis (Sep 12, 2015)
Points	66	vs Baylor (Oct 10, 2015)
Sacks By	5	at Iowa State (Oct 03, 2015)
First Downs	34	vs Memphis (Sep 12, 2015) vs Baylor (Oct 10, 2015)
Penalties	10	at Rutgers (Sep 26, 2015)
Penalty Yards	80	at Rutgers (Sep 26, 2015)
Turnovers	3	vs Memphis (Sep 12, 2015) at Rutgers (Sep 26, 2015)
Interceptions By	1	vs South Dakota State (Sep 05, 2015) at Rutgers (Sep 26, 2015) vs Baylor (Oct 10, 2015)
Punts	5	vs South Dakota State (Sep 05, 2015) at Iowa State (Oct 03, 2015)
Punting Avg	50.5	vs Memphis (Sep 12, 2015)
Long Punt	56	vs South Dakota State (Sep 05, 2015)
Punts inside 20	4	vs South Dakota State (Sep 05, 2015)
Long Punt Return	34	vs Baylor (Oct 10, 2015)

The Last Time a Kansas...

TEAM	
Scored 80+ points	86 vs. South Dakota State, 1947 (previous: 83 vs. Washington, Mo., 1923)
Scored 70-79 points	76, Nebraska, 2007 (71 vs. Cal State Northridge, 1999)
Scored 60-69 points	62, Southeastern Louisiana, 2007 (63 vs. Toledo, 2004)
Scored 50-59 points	52, Colorado, 2010 (previous: 52, vs. Kansas State, 2008)
Scored 40-49 points	45, Northern Illinois, 2011 (previous: 42 vs. McNeese State, 2011)
Scored 40+ points in back-to-back games	45, Northern Illinois and 42, McNeese State, 2011
Rushed for 500+ yards	556, Missouri, 1975
Rushed for 400-499 yards	418 vs. UAB, 1994
Rushed for 300-399 yards	315, West Virginia, 2013 (previous: 390, at Texas Tech, 2012)
Rushed for 200-299 yards	228, vs. Iowa State, 2014 (previous: 202, at Oklahoma State, 2013)
Passed for 500+ yards	Never
Passed for 400-499 yards	498 vs. Missouri, 2009 (previous: 421 at Colorado, 2009)
Passed for 300-399 yards	342, vs. TCU, 2014 (previous: 303, vs. TCU, 2012)
Rushed/Passed for 200+ yards	285 rush, 291 pass vs. South Dakota State, 2015 (previous: 228 rush, 286 pass vs. Iowa State, 2014)
Had 600+ yards of total offense	615 vs. FIU, 2007 (previous: 641 vs. Jacksonville State, 2003)
Had 500-599 yards of total offense	576, vs. South Dakota State, 2015 (previous: 514, vs. Iowa State, 2014)
Scored on first offensive play	vs. Cental Michigan, 2014 (Pierson 74 yd run) (previous: vs. Minnesota, 2008 (Briscoe 60 pass from Reesing))
Won on final offensive play	vs. Louisiana Tech, 2013 (Wyman 52 FG) (previous: vs. Iowa State, 2005 (Webb 34 FG (OT))
Lost on final defensive play	vs. Rice, 2012, (Boswell, 27 FG) (previous: vs. Missouri, 2009, Ressel 27 FG)
Won in overtime	vs. Iowa State (24-21), 2005
Lost in overtime	at Texas Tech, 2012 (41-34)
Recorded a safety	at Kansas State, 2012 (previous: vs. Missouri, 2008)
Recorded two safeties	vs. Southeastern Louisiana, 2007
Recorded two defensive touchdowns	vs. Northwestern, 2003 (previous: vs. Missouri, 2001)
Recorded a 90+ yard scoring drive	91, vs. Iowa State, 2014 (previous: 91, at Rice, 2013)
Zero punts in a game	vs. UNLV, 2003 (previous: vs. Illinois State, 1998)
Zero sacks allowed in a game	vs. South Dakota State, 2015 (previous: at Iowa State 2013)
Recorded a shutout	vs. Louisiana Tech, 2008 (previous: vs. Southeastern Louisiana, 2007)
Held opponent to 0 yards rushing	(-31) vs. Southeastern Louisiana, 2007 (previous [-6] at Missouri, 2004)
Blocked multiple kicks in a game	2, vs. South Dakota State, 2011 (2 Blocked Punts) (previous: 3, at Oklahoma, 2004 (Blocked PAT, Blocked FG, Blocked Punt)
Blocked multiple punts in a game	2, vs. South Dakota State, 2011
Scored a special teams TD	vs. South Dakota State (91 yd KOR TD, 2015 (previous: vs. West Virginia (76 yd PR TD, 2014)
Scored a special teams & defensive TD	vs. FIU, 2007
10+ Pass Breakups in a game	14, vs. Iowa State, 2014

INDIVIDUAL OFFENSE	
Rushed for 200+ yards	211, James Sims, vs. West Virginia, 2013 (previous: 202, Tony Pierson at Texas Tech, 2012)
Rushed for 150-199 yards	157, Ke'aun Kinner vs. South Dakota State, 2015 (previous: 176, James Sims vs. Texas, 2012)
Two Players Rushed for 100+ yards	Tony Pierson (102) & Corey Avery (104) vs. Iowa State, 2014 (previous: Tony Pierson (202) & James Sims (127) at Texas Tech, 2012)
Three Players Rushed for 100+ yards	Smith (253), Banks (120), and Wright (116), vs. Missouri, 1975
Had 40+ carries	40, June Henley vs. Iowa State, 1996
Had 30-39 carries	30, James Sims at Texas Tech, 2012
Had 25-29 carries	27, Ke'aun Kinner vs. South Dakota state, 2015 (previous: 28, James Sims vs. Texas, 2012)
Rushed for 5 TDs	Never
Rushed for 4 TDs	James Sims vs. Colorado, 2010 (previous: Jake Sharp vs. Kansas State, 2008)
Rushed for 3 TDs	James Sims vs. West Virginia, 2013 (previous: James Sims vs. Colorado, 2010)
Passed for 500+ yards	Never
Passed for 400-499 yards	498, Todd Reesing vs. Missouri, 2009 (previous: 401, Todd Reesing at Colorado, 2009)
Passed for 300-399 yards	332, Cummings, Michael vs. TCU, 2014 (previous: 303, Dayne Crist vs. TCU, 2012)
Threw 5+ TDs	6, Todd Reesing vs. Nebraska, 2007
Threw 4 TDs	Todd Reesing vs. Missouri, 2009
Threw 3 TDs	Montell Cozart vs. SEMO, 2014
Had 50+ pass attempts	55, Todd Reesing vs. Missouri, 2009 (previous: 51, Todd Reesing at Colorado, 2009)
Had 40-49 pass attemptps	40, Cummings, Michael vs. Iowa State, 2014 (previous: 46, Jake Heaps vs. Louisiana Tech, 2013)
Had 30-39 pass attemptps	36, Ryan Willis vs. Baylor, 2015

Had 30+ pass completions	(previous: 38, Montell Cozart vs. South Dakota State, 2015) 37, Todd Reesing vs. Missouri, 2009 (previous: 37, Todd Reesing vs. Iowa State, 2009)
Had 25-29 pass completions	25, Montell Cozart vs. South Dakota State, 2015 (previous: 28, Jake Heaps vs. Louisiana Tech, 2013)
QB Rush for 100+ yards	121, Bill Whittemore vs. Colorado, 2002
QB Rush for 100+ yards, pass for 200+ yards	(121 / 217) Bill Whittemore vs. Colorado, 2002
Had 15+ catches	16, Kerry Meier vs. Iowa State, 2009
Had 10-14 catches	14, Dezmon Briscoe and 10, Kerry Meier vs. Missouri, 2009
Had Two Players with 10+ catches	Dezmon Briscoe (14) and Kerry Meier (10) vs. Missouri, 2009 (previous: Kerry Meier (11) and Johnathan Wilson (10) at South Florida, 2008)
Had 250+ yards receiving	269, Dezmon Briscoe at Oklahoma, 2008
Had 200-249 yards receiving	242, Dezmon Briscoe vs. Missouri, 2009 (previous: 201, Dezmon Briscoe vs. Minnesota, 2008)
Had 150-199 yards receiving	181, Dezmon Briscoe at Texas Tech, 2009 (previous: 154, Dezmon Briscoe at Colorado, 2009)
Had 100 yards receiving	Jimmay Mundine (137), Nigel King (128) vs. TCU, 2014 (previous: 101, Nigel King vs. Iowa State, 2014)
Had 100+ yards rushing and receiving	Never
Had a touchdown rushing and receiving	Toben Oporum vs. Southern Miss, 2009 (previous: Jake Sharp at Iowa State, 2008)
2 Players with 100+ yards receiving	137, Jimmay Mundine and Nigel King, 128, vs. TCU, 2014 (previous: 154, Dezmon Briscoe and 103, Kerry Meier at Colorado, 2009)
3 Players with 100+ yards receiving	Never
Had 4+ TD receptions	4, Quintin Smith vs. Louisville, 1989
Had 3 TD receptions	Dezmon Briscoe vs. Minnesota, 2008 (previous: Briscoe vs. FIU, 2008)
Had 2 TD receptions	Nick Harwell at Baylor, 2014 (previous: Nick Harwell vs. SEMO, 2014)

INDIVIDUAL DEFENSE	
Intercepted 3 passes	3, Bill Crank vs. Tulane, 1958
Intercepted 2 passes	2, Dexter McDonald vs. SEMO, 2014 (previous: 2, Isaiah Johnson vs. Texas, 2013)
Returned multiple interceptions for TDs	2, Patrick Brown vs. UAB, 1997
Returned an interception for a TD	Marquis Roberts (83) at ISU, 2015 (previous: Shepherd, JaCorey (32) at TCU, 2013)
Interception Return for 100+ yards	100, Aqib Talib vs. FIU, 2007
Recorded 15+ Tackles	Ben Heeney (21) at Texas Tech, 2014 Ben Heeney (15) at Duke, 2014 Ben Heeney (15) at Rice, 2013 (previous: Steven Johnson (18) and Keeston Terry (15) at Texas, 2011)
Recorded 10-14 Tackles	(10) Michael Glatczak, vs. Baylor, 2015 (13) Fish Smithson, (10) Tyrone Miller, Jr., at ISU, 2015
Two Players with 10+ Tackles	(13) Fish Smithson, (10) Tyrone Miller, Jr., at ISU, 2015 (previous: (11) Tyrone Miller, Jr., (10) Tevin Shaw at Rutgers 2015)
Recorded 5+ Sacks	5, Brandon Perkins vs. Louisiana Tech, 2005
Recorded 4 Sacks	5, Brandon Perkins vs. Louisiana Tech, 2005
Recorded 3 Sacks	3, James Holt vs. Minnesota, 2008 (previous: 3, David McMillan vs. Missouri, 2004)
Had 5+ Pass Breakups	5, Shepherd, JaCorey, vs. Iowa State
Returned a fumble for a TD	63, Cassius Sendish, at Oklahoma (2014)

INDIVIDUAL SPECIAL TEAMS	
Returned a Kickoff for a Touchdown	91, Ryan Schadler vs. South Dakota State, 2015 (previous: 96, D.J. Beshears vs. New Mexico State, 2010)
Punt Return for a Touchdown	76, Nick Harwell vs. West Virginia, 2014 (previous: 75, Daymond Patterson vs. FIU, 2008)
Blocked a Punt	Josh Ford vs. Oklahoma, 2013 (previous: Josh Ford vs. South Dakota, 2013)
Blocked Punt Return for a TD	Dakota Lewis vs. FIU, 2007
Blocked a FG	Tevin Shaw vs. Oklahoma State, 2014 (previous: T.J. Semke vs. West Virginia, 2014)
Blocked FG Return for a TD	54, Patrick Brown at Oklahoma, 1996
Blocked a PAT	Brandon Rideau vs. Oklahoma, 2004
Returned a PAT for a Two-Point Conversion	Carl Nesmith vs. Texas, 2000
Executed a Fake Punt for a First Down	Ron Doherty at Kansas State, 2012
Executed a Fake Field Goal	T.J. Millweard and Trent Smiley vs. TCU, 2014 (previous: Blake Jablonski and Toben Oporum, at Kansas State, 2012)
Made 5+ Field Goals	5, Bruce Kallmeyer vs. Wichita State, 1983
Made 4 Field Goals	4, Scott Webb vs. Kansas State, 2006
Made a Field Goal of 50+ Yards	51, Matthew Wyman vs. Memphis, 2015 (previous: 52, Matthew Wyman vs. Louisiana Tech, 2013)
Recorded a 70+ yard Punt	72 and 70, Trevor Pardula at Duke, 2014 (previous: 78, Trevor Pardula vs. Louisiana Tech, 2013)
Recorded a 60-69 yard Punt	64 and 61, Trevor Pardula vs. TCU, 2014 (previous: 61, Trevor Pardula at Baylor, 2014)

The Last Time a Kansas Opponent...

TEAM	
Scored 80+ points	Never
Scored 70-79 points	70 at Oklahoma State, 2011
Scored 60-69 points	66, vs. Baylor, 2015
Scored 50-59 points	55, vs. Memphis, 2015
Scored 40-49 points	41, vs. South Dakota State, 2015
Scored 40+ points in back-to-back games	(55) vs. Memphis, (41) vs. South Dakota State
Rushed for 500+ yards	510, at Oklahoma (2014) (previous: 604, at Georgia Tech, 2011)
Rushed for 400-499 yards	441, at Texas, 2011 (previous: 604 at Georgia Tech, 2011)
Rushed for 300-399 yards	312, at Rutgers, 2015 (previous: 326, at Baylor, 2014)
Rushed for 200-299 yards	281, vs. Baylor, 2015
Passed for 500+ yards	508, at Texas Tech, 2012
Passed for 400-499 yards	437, vs. Baylor, 2013
Passed for 300-399 yards	363, vs. Baylor, 2015
Rushed/Passed for 200+ yards	243 rushing, 269 passing at ISU, 2015
Had 600+ yards of total offense	641, vs. Baylor, 2015 (previous: 651, vs. Memphis, 2015)
Had 500-599 yards of total offense	512, at ISU, 2015 (previous: 513, at Rutgers, 2015)
Scored on first offensive play	at Georgia Tech, 2011 (95-yard run)
Won on final offensive play	Rice, 2012 (Boswell, 45 FG)
Lost on final defensive play	Louisiana Tech, 2013 (Wyman 52 FG)
Won in overtime	41-34, at Texas Tech, 2012 (Prev: 31-30, Baylor, 2011)
Recorded a safety	at Texas A&M, 2011 (snap fumbled through end zone) (Prev: at Texas, 2011)
Recorded two safeties	at Texas, 2001
Recorded two defensive touchdowns	Iowa State, 1996 (fumble ret., INT ret.)
Recorded two special teams touchdowns	at Oklahoma, 2012 (punt return, kickoff return) (Prev: at Colorado, 2005)
Zero punts in a game	at Texas A&M, 2011 (Prev: vs. Oklahoma State, 2010)
Zero sacks allowed in a game	at Rutgers, 2015 (previous: at Kansas State, 2014)
Held KU to 0 yards rushing	at Texas, 2011 (Prev: vs. San Diego State, 1999)
Blocked multiple kicks in a game	Oklahoma State, 2010 (blocked FG and punt)
Scored a special teams TD	vs. TCU, 2014 (PR) (previous: vs. Oklahoma State, 2014 (KR))
Scored a special teams & defensive TD	Oklahoma State, 2002 (blocked punt, fumble return)

INDIVIDUAL OFFENSE	
Rushed for 200+ yards	427, Samaje Perine, at Oklahoma, 2014 (previous: 245, Shaun Wilson, at Duke, 2014)
Rushed for 150-199 yards	175, Mike Warren, at ISU, 2015 (previous: 170, D. Washington, at Texas Tech, 2014)
Two Players Rushed for 100+ yards	Josh Hicks (113), Robert Martin (102) at Rutgers, 2015
Three Players Rushed for 100+ yards	Crouch (127), Alexander (119), Buckhalter (100), at Nebraska, 2000
Had a 90+ yard run from scrimmage	99, Zach Zenner, South Dakota State, 2012
Had 40+ carries	41, Jason Wright, Northwestern, 2003
Had 30-39 carries	34, Samaje Perine, at Oklahoma, 2014 (previous: 30, John Hubert, Kansas State 2013)
Had 25-29 carries	27, Charles Ross, at Rice, 2013 (previous: 29, Joseph Randle, Oklahoma State, 2012)
Rushed for 5+ TDs	5, Samaje Perine, at Oklahoma, 2014 (previous: 6, Calvin Jones, Nebraska, 1991)
Rushed for 4 TDs	John Hubert, at Kansas State, 2012
Rushed for 3 TDs	Shaun Wilson, at Duke, 2014 (previous: John Hubert, at Kansas State, 2012)
Passed for 500+ yards	Never
Passed for 400-499 yards	430, Bryce Petty, Baylor, 2013
Passed for 300-399 yards	354, Paxton Lynch, vs. Memphis, 2015 (previous: 330, Trevone Boykin, vs. TCU, 2014)
Threw 5+ TDs	5, Graham Harrell, Texas Tech, 2008
Threw 4 TDs	4, Jake Waters, at Kansas State, 2014 (previous: Sam Richardson, Iowa State, 2012)
Threw 3 TDs	Seth Russell, vs. Baylor, 2015 (previous: Zach Lujan, South Dakota State, 2015)
Had 50+ pass attempts	50, Grant Rohach vs. Iowa State, 2014 (previous: 51, Baker Mayfield, Texas Tech, 2013)
Had 40-49 pass attemptps	44, Davis Web, at Texas Tech, 2014 (previous: 43, Paul Millard, West Virginia, 2013)
Had 30-39 pass attemptps	37, Sam B Richardson, at ISU, 2015 (previous: 33, Zach Lujan, South Dakota State, 2015)
Had 30+ pass completions	33, Baker Mayfield, Texas Tech, 2013
Had 25-29 pass completions	27, Sam B Richardson, at ISU, 2015 (previous: 25, Grant Rohach, vs. Iowa State, 2014)
Had completion percentage of 70 percent (Min. 20 pass attempts)	

72.9%, Sam B Richardson, at ISU, 2015 (27-37) (previous: 70.3%, Trevone Boykin, vs. TCU, 2014 (26-37)
Had completion percentage of 80 percent (Min. 20 pass attempts)
88.0, Paxton Lynch, vs. Memphis, 2015 (22-of-25) (previous: 95.8, Geno Smith, at West Virginia, 2012 (23-of-24))
Had completion percentage of 90+ percent (Min. 20 pass attempts)
95.8, Geno Smith, at West Virginia, 2012 (23-of-24)**
QB Rush for 100+ yards
116, Collin Klein, at Kansas State, 2012
QB Rush for 100+ yards, pass for 200+ yards
Robert Griffin III (103 rush, 312 pass), Baylor, 2011
Had 15+ catches
15, Dana Alexander, Missouri, 2009
Had 10-14 catches
13, DJ Banks, Louisiana Tech, 2013
Had Two Players with 10+ catches
Never*
Had 250+ yards receiving
300, Adarius Bowman, Oklahoma State, 2006
Had 200-249 yards receiving
217, Ryan Broyles, Oklahoma, 2011
Had 150-199 yards receiving
160, Jake Wieneke, South Dakota State, 2015 (previous: 167, Corey Coleman, at Baylor, 2014)
Had 100+ yards rushing and receiving
O. Smith (157 rushing, 108 receiving) at Georgia Tech, 2011
Had a touchdown rushing and receiving
Orwin Smith, at Georgia Tech, 2011
2 Players with 100+ yards receiving
Bailey (159) and Austin (110), at West Virginia, 2012
3 Players with 100+ yards receiving
Never*
Had 4+ TD receptions
4, Adarius Bowman, Oklahoma, 2006
Had 3 TDs receptions
Maurice Purify, Nebraska, 2007
Had 2 TD receptions
Corey Coleman, vs. Baylor, 2015 (previous: Jake Wieneke, South Dakota State, 2015)

INDIVIDUAL DEFENSE	
Intercepted 3+ passes	3, Darcel McBeth, Texas Tech, 2008
Intercepted 2 passes	Duke Thomas, vs. Texas, 2015 (previous: Javon Harris, at Oklahoma, 2012) (previous: Bryce Callahan, Rice, 2012)
Returned multiple interceptions for TDs	Never*
Returned an interception for a TD	Michael Kutzler, at Rice, 2013 (previous: Tim Atchison, Baylor, 2010)
Interception Return for 100+ yards	Never*
Recorded 15+ Tackles	18, Jutin Cherocci, Central Michigan, 2014 (previous: 15, B. Slaughter, Kansas State 2013)
Recorded 10-14 Tackles	(11) Raaquan Davis, vs. Baylor, 2015 (previous: (10) Brian Peavy, at ISU, 2015)
Two Players with 10+ Tackles	Seeley (13), Cotton-Moya (12), vs. Iowa State, 2014 (previous: Hicks (11), Edmond (11), vs. Texas, 2014)
Recorded 5+ Sacks	Never*
Recorded 4 Sacks	Never*
Recorded 3 Sacks	Marquez Herrod, at Colorado, 2009
Forced 2 fumbles	K.J. Smith at Baylor, 2014

INDIVIDUAL SPECIAL TEAMS	
Returned a Kickoff for a Touchdown	Tyreek Hill (99) vs. Oklhaoma State, 2014 (previous: Mario Alford (94) at West Virginia, 2014)
Kickoff Return of 100 Yards	Justin Gilbert (100) at Oklahoma State, 2013 (previous: Roy Finch (100), at Oklahoma, 2012)
Two returns for TDs	Gerald Neasman (99 kickoff; 41 INT), Kansas State, 1997
Punt Return for a Touchdown	C. Echols-Luper, vs. TCU (69), 2014 (previous: Justin Brown (90), at Oklahoma, 2012)
Blocked a Punt	Derek Brown, at Rice, 2013 (previous: Michael Harrison, Oklahoma State, 2010)
Blocked a Punt Return for a TD	Michael Harrison, Oklahoma State, 2010
Blocked a FG	Breon Border, at Duke, 2014 (previous: Tim Hamm-Bey, SEMO, 2014)
Blocked FG Return for a TD	Robert Blackmon (64), Baylor, 1988
Blocked a PAT	D. Roberts, at Kansas State, 2014 (previous: R. Texada, vs. TCU, 2014)
Returned a PAT for a Two-Point Conversion	Aaron Colvin, Oklahoma, 2013
Made 5+ Field Goals	5, Jeff Jacke, at Missouri, 1992
Made 4 Field Goals	Chris Callahan, at Baylor, 2014 (previous: Josh Lambert, at West Virginia, 2014)
Made a Field Goal of 50+ Yards	52, M. McCrane, at Kansas State, 2014 (previous: 53, Josh Lambert, at West Virginia, 2014)
Recorded a 70+ yard Punt	73, Quinn Sharp, Oklahoma State, 2012
Recorded a 60-69 yard Punt	62, Spencer Roth, at Baylor, 2012

Player Capsules



S

GREG ALLEN
 HT: 5-11 WT: 212 YR: Jr.
 HOMETOWN: Houston, Texas
 PS: Alief Taylor

22

ALLEN'S CAREER STATS

TACKLES	G-S	UA	A	Total	TFL	Yds	PD	FF	FR	Blkd
2013	8-0	2	0	2	0.0	0	0	0	0	0
2014	12-3	13	4	17	2.0	7	1	0	0	0
2015	4-2	5	1	6	0.0	0	2	0	0	0
TOTAL	24-5	20	5	25	2.0	7	3	0	0	0

INT	G	No.	Yds	TD	Lg	Avg/R	Avg/G
2013	8-0	0	0	0	0	0.0	0.0
2014	12-3	0	0	0	0	0.0	0.0
2015	4-2	2	13	0	13	6.5	3.2
TOTAL	24-5	2	13	0	13	6.5	0.5


SACKS	G	UA	A	Total	Yds
2013	8-0	0	0	0.0	0
2014	12-3	1	0	1.0	1
2015	4-2	0	0	0.0	0
TOTAL	24-5	1	0	1.0	1

ALLEN'S CAREER HIGHS

Tackles: 6, vs. SDSU (2015)
Interceptions: 1, (2x), MR at Iowa State (2015)
Sacks: 1.0, vs. TCU (2014)
Tackles for Loss: 1, (2x), MR vs. TCU (2014)
Pass Breakups: 1, vs. Texas (2014)
Quarterback Hurries: 1, vs. Iowa State (2014)

ALLEN'S SEASON HIGHS

Tackles: 6, vs. SDSU
Interceptions: 1, (2x), MR at Iowa State



DE

DORANCE ARMSTRONG, JR.
 HT: 6-4 WT: 225 YR: Fr.
 HOMETOWN: Houston, Texas
 PS: North Shore HS

46

ARMSTRONG'S CAREER STATS

TACKLES	G-S	UA	A	Total	TFL	Yds	PD	FF	FR	Blkd
2015	5-0	2	0	2	1.0	5	0	0	0	0
TOTAL	5-0	2	0	2	1.0	5	0	0	0	0

SACKS	G-S	UA	A	Total	Yds
2015	5-0	1	0	1.0	5
TOTAL	5-0	1	0	1.0	5

ARMSTRONG'S CAREER HIGHS

Tackles: 1, (2x), MR vs. Baylor (2015)
Sacks: 1.0, vs. SDSU (2015)
Tackles for Loss: 1.0, vs. SDSU (2015)



LB

COURTNEY ARNICK
 HT: 6-2 WT: 210 YR: Jr.
 HOMETOWN: Dallas, Texas
 PS: Carter

28

ARNICK'S CAREER STATS

TACKLES	G-S	UA	A	Total	TFL	Yds	PD	FF	FR	Blkd
2013	12-6	26	25	51	3.5	7	1	1	0	0
2014	12-5	34	11	45	4.0	10	2	0	0	0
2015	5-3	12	4	16	0.0	0	1	0	0	0
TOTAL	29-14	72	40	112	7.5	17	4	1	0	0

SACKS	G-S	UA	A	Total	Yds
2013	12-6	0	0	0.0	0
2014	12-5	1	0	1.0	6
2015	5-3	0	0	0.0	0
TOTAL	29-14	1	0	1.0	6


INT	G	No.	Yds	TD	Lg	Avg/R	Avg/G
2013	8-0	0	0	0	0	0.0	0.0
2014	12-3	0	0	0	0	0.0	0.0
2015	5-3	1	26	0	26	26.0	5.2
TOTAL	25-6	1	26	0	26	26.0	0.9

ARNICK'S CAREER HIGHS

Tackles: 10, at Oklahoma (2014)
Sacks: 1.0, vs. Central Michigan (2014)
Tackles for Loss: 1.0, (7x), MR vs. Iowa State (2014)
Forced Fumbles: 1, vs. Texas Tech (2013)
Interceptions: 1, at Rutgers (2015)
Pass Breakups: 2, vs. Iowa State (2014)
Quarterback Hurries: 1, (2x), MR vs. Texas (2014)

ARNICK'S SEASON HIGHS

Tackles: 4, (3x), last at Rutgers
Interceptions: 1, at Rutgers



WR

SHAKIEM BARBEL
 HT: 6-3 WT: 192 YR: Sr.
 HOMETOWN: Fresno, Calif.
 PS: Fresno City College

82

BARBEL'S CAREER STATS

REC	G-S	REC	YDS	TD	LG	REC/G	AVG/C	AVG/G
2014	1-0	0	0	0	0	0.0	0.0	0.0
2015	5-1	6	42	0	11	1.2	7.0	8.4
TOTAL	6-1	6	42	0	11	1.0	7.0	7.0


BARBEL'S CAREER HIGHS

Receptions: 2, (2x), MR at Iowa State (2015)
Receiving Yards: 15, vs. SDSU (2015)
Longest Reception: 11, (2x), last vs. Memphis (2015)

BARBEL'S SEASON HIGHS

Receptions: 2, (2x), MR vs. Iowa State
Receiving Yards: 15, vs. SDSU
Longest Reception: 11, (2x), last vs. Memphis

Player Capsules



NICK BARTOLOTTA
 HT: 5-6 WT: 190 YR: So.
 HOMETOWN: St. Louis, Mo.
 PS: College of DuPage

14


BARTOLOTTA'S CAREER STATS

SCORING	G	TD	Rush	Pass	Retn	PAT	2PAT	FG	Total	Avg/G
2015	5	0	0	0	0	11	0	3	20	4.0
TOTAL	5	0	0	0	0	11	0	3	20	4.0

FG	G	Att	Made	Lg	Pct
2015	5	4	3	33	75.0
TOTAL	5	4	3	33	75.0

BARTOLOTTA'S CAREER HIGHS

Field Goals Made: 2, vs. Memphis (2015)
Field Goals Attempted: 2, vs. Memphis (2015)
Long Made: 33, vs. Memphis (2015)
Long Attempt: 44, at Iowa State (Missed) (2015)



BAZIE BATES IV
 HT: 6-1 WT: 186 YR: Jr.
 HOMETOWN: Allen, Texas
 PS: Trinity Valley CC


24

BATES' CAREER STATS

TACKLES	G-S	UA	A	Total	TFL	Yds	PD	FF	FR	Blkd
2015	4-0	6	1	7	0.0	0	0	0	0	0
TOTAL	4-0	6	1	7	0.0	0	0	0	0	0

BATES' CAREER HIGHS

Tackles: 4, vs. Memphis (2015)



BEAU BELL
 HT: 5-11 WT: 217 YR: Sr.
 HOMETOWN: Wichita, Kan.
 PS: Hutchinson CC


37

BELL'S CAREER STATS

TACKLES	G-S	UA	A	Total	TFL	Yds	PD	FF	FR	Blkd
2013	8-0	0	0	0	0.0	0	0	0	0	0
2014	9-0	1	0	1	0.0	0	0	0	0	0
2015	4-0	0	0	0	0.0	0	0	0	0	0
TOTAL	21-0	1	0	1	0.0	0	0	0	0	0

BELL'S CAREER HIGHS

Tackles: 1, vs. SEMO (2014)



JEREMIAH BOOKER
 HT: 6-2 WT: 195 YR: Fr.
 HOMETOWN: College Station, Texas
 PS: College Station

88


BOOKER'S CAREER STATS

REC	G-S	REC	YDS	TD	LG	REC/G	AVG/C	AVG/G
2015	1-0	3	39	0	22	3.0	13.0	39.0
TOTAL	1-0	3	39	0	22	3.0	13.0	39.0

BOOKER'S CAREER HIGHS

Receptions: 3, vs. Baylor (2015)
Receiving Yards: 39, vs. Baylor (2015)
Longest Reception: 22, vs. Baylor (2015)

Player Capsules



RB

TAYLOR COX

HT: 5-11 WT: 206 YR: R-Sr.

HOMETOWN: Mill Creek, Wash.

PS: College of Siskiyous

36

COX'S CAREER STATS

RUSH	G-S	ATT	YDS	TD	LG	AVG/C	AVG/G
2012	12-3	91	464	3	39	5.1	38.7
2013	2-0	6	44	0	22	7.3	22.0
2014 - DNP							
2015	1-1	19	45	0	8	2.4	45.0
TOTAL	15-4	116	553	3	39	4.8	36.9

REC	G-S	REC	YDS	TD	LG	REC/G	AVG/C	AVG/G
2012	12-3	3	24	0	17	0.2	8.0	2.0
2013	2-0	0	0	0	0	0.0	0.0	0.0
2014 - DNP								
2015	1-1	3	16	0	12	3.0	5.3	16.0
TOTAL	15-4	6	40	0	17	0.4	6.7	2.7


RETURN	NO	YDS	TD	LG	AVG/R	AVG/G
2012	9	198	0	42	22.0	16.5
2013	2	34	0	27	17.0	17.0
2014 - DNP						
2015	--	--	--	--	--	--
TOTAL	11	232	0	42	21.1	16.6

COX'S CAREER HIGHS

Rushes: 19, vs. Baylor (2015)
Rushing Yards: 121, vs. South Dakota State (2012)
Longest Rush: 39, vs. South Dakota State (2012)
Rushing Touchdowns: 1 (3x), MR: vs. Iowa State (2012)
Receptions: 3, vs. Baylor (2015)
Receiving Yards: 17, vs. Iowa State (2012)
Longest Reception: 17, vs. Iowa State (2012)
Kickoff Returns: 4, at Baylor (2012)
Kickoff Return Yards: 110, at Baylor (2012)
Longest Kickoff Return: 42, at Baylor (2012)

COX'S SEASON HIGHS

Rushes: 19, vs. Baylor
Rushing Yards: 45, vs. Baylor
Longest Rush: 8, vs. Baylor
Receptions: 3, vs. Baylor
Receiving Yards: 16, vs. Baylor
Longest Reception: 12, vs. Baylor



QB

MONTELL COZART

HT: 6-2 WT: 193 YR: Jr.

HOMETOWN: Kansas City, Mo.

PS: Bishop Miege

2

COZART'S CAREER STATS

PASS	G-S	ATT	CMP	INT	YDS	TD	LG	PCT	AVG/P	AVG/G	EFFIC
2013	7-3	63	23	2	227	0	45	36.5	3.6	32.4	60.4
2014	7-5	128	64	7	701	5	67	50.0	5.5	100.1	98.0
2015	4-3	105	66	1	752	2	47	62.9	7.2	188.0	127.4
TOTAL	18-11	296	153	10	1680	7	67	51.7	5.7	93.3	100.4

RUSH	G-S	ATT	YDS	TD	LG	AVG/C	AVG/G
2013	7-3	66	214	1	21	3.2	30.6
2014	7-5	52	63	0	24	1.2	9.0
2015	4-3	44	113	1	20	2.6	28.2
TOTAL	18-11	162	390	2	24	2.4	21.7

REC	REC	YDS	TD	LG	REC/G	AVG/C	AVG/G
2014	1	5	0	5	0.1	5.0	0.7
TOTAL	1	5	0	5	0.1	5.0	0.3


TOTAL OFFENSE	G	Rush	Pass	Total	Avg/G
2013	7-3	214	227	441	63.0
2014	7-5	63	701	764	109.1
2015	4-3	113	752	865	216.2
TOTAL	18-11	390	1680	2070	115.0

COZART'S CAREER HIGHS

Pass Attempts: 38, vs. SDSU (2015)
Completions: 25, vs. SDSU (2015)
Passing Yards: 291, vs. SDSU (2015)
Touchdown Passes: 3, vs. SEMO (2014)
Longest Completion: 67, vs. SEMO (2014)
Longest TD Pass: 67, vs. SEMO (2014)
Rushes: 19, vs. Texas (2014)
Rushing Yards: 94, vs. SDSU (2015)
Longest Rush: 24, at Duke (2014)
Rushing Touchdowns: 1, (2x), MR vs. Memphis (2015)
Receptions: 1, vs. Central Michigan (2014)
Receiving Yards: 5, vs. Central Michigan (2014)

COZART'S SEASON HIGHS

Attempts: 38, vs. SDSU
Completions: 25, vs. SDSU
Passing Yards: 291, vs. SDSU
Touchdown Passes: 1, (2x), MR at Iowa State
Longest Completion: 47, at Iowa State
Longest TD Pass: 47, at Iowa State
Rushes: 18, vs. SDSU
Rushing Yards: 94, vs. SDSU
Rushing Touchdowns: 1, vs. Memphis
Longest Rush: 20, (2x), MR vs. Memphis



WR

DARIOUS CRAWLEY

HT: 5-11 WT: 190 YR: So.

HOMETOWN: Houston, Texas

PS: Cypress Ridge

12

CRAWLEY'S CAREER STATS

RUSH	G-S	ATT	YDS	TD	LG	AVG/C	AVG/G
2014	5-0	12	29	0	7	2.4	5.8
2015	5-1	0	0	0	0	0.0	0.0
TOTAL	10-1	12	29	0	7	2.4	2.9

REC	G-S	REC	YDS	TD	LG	REC/G	AVG/C	AVG/G
2014	5-0	1	7	0	7	0.2	7.0	1.4
2015	5-1	7	112	0	39	1.4	16.0	22.4
TOTAL	10-1	8	119	0	39	0.8	14.9	11.9

KICK RET	NO	YDS	TD	LG	AVG/R	AVG/G
2014	2	35	0	24	17.5	7.0
2015	0	0	0	0	0.0	0.0
TOTAL	2	35	0	24	17.5	3.5


TACKLES	G-S	UA	A	TOT	TFL	YDS	PD	FF	FR	BLKD
2014	5-0	2	2	4	0.0	0	0	0	1	0
2015	5-1	0	0	0	0.0	0	0	0	0	0
TOTAL	10-1	2	2	4	0.0	0	0	0	1	0

CRAWLEY'S CAREER HIGHS

Rushes: 6, at Oklahoma (2014)
Rushing Yards: 14, vs. Iowa State (2014)
Longest Rush: 7, at Oklahoma (2014)
Receptions: 2, (2x), MR vs. Baylor (2015)
Receiving Yards: 64, vs. SDSU (2015)
Long Reception: 39, vs. SDSU (2015)
Kick Returns: 1, (2x), MR at K-State (2014)
Kick Return Yards: 24, at K-State (2014)
Tackles: 2, vs. TCU (2014)
Fumble Recoveries: 1, vs. TCU (2014)

CRAWLEY'S SEASON HIGHS

Receptions: 2, (2x), MR vs. Baylor
Receiving Yards: 64, vs. SDSU
Long Reception: 39, vs. SDSU



CB

RONNIE DAVIS

HT: 6-0 WT: 192 YR: Sr.

HOMETOWN: Oklahoma City, Okla.

PS: NE Oklahoma A&M

23

DAVIS' CAREER STATS

TACKLES	G-S	UA	A	Total	TFL	Yds	PD	FF	FR	Blkd
2014	10-0	3	1	4	0.0	0	1	0	0	0
2015	5-0	1	0	1	0.0	0	0	0	0	0
TOTAL	15-0	4	1	5	0.0	0	1	0	0	0

DAVIS' CAREER HIGHS

Tackles: 1, (5x), MR vs. Memphis (2015)
Pass Breakups: 1, vs. SEMO (2014)

DAVIS' SEASON HIGHS

Tackles: 1, vs. Memphis

Player Capsules



LB

JACKY DEZIR
HT: 6-1 WT: 286 YR: So.
HOMETOWN: Chicago, Ill.
PS: College of DuPage


54

DEZIR'S CAREER STATS

TACKLES	G-S	UA	A	Total	TFL	Yds	PD	FF	FR	Blkd
2015	5-0	2	2	4	0.0	0	0	0	0	0
TOTAL	5-0	2	2	4	0.0	0	0	0	0	0

DEZIR'S CAREER HIGHS

Tackles: 2, at Iowa State (2015)



LB

JOE DINEEN, JR.
HT: 6-2 WT: 212 YR: So.
HOMETOWN: Lawrence, Kan.
PS: Free State

29

DINEEN'S CAREER STATS

RUSHING	G-S	Att	Yds	TD	Lg	Avg/C	Avg/G
2014	11-0	14	45	0	7	3.2	4.1
2015	5-2	0	0	0	0	0.0	0.0
TOTAL	16-2	14	45	0	7	3.2	2.8

PASSING	G-S	Att	Cmp	Int	Yds	TD	Lg	Pct	Avg/P	Avg/G	Effic
2014	11-0	1	1	0	5	0	5	100.0	5.0	0.5	142.0
2015	5-2	0	0	0	0	0	0	0.0	0.0	0.0	0.0
TOTAL	16-2	1	1	0	5	0	5	100.0	5.0	0.3	142.0


TACKLES	G-S	UA	A	Total	TFL	Yds	PD	FF	FR	Blkd
2014	11-0	4	1	5	0.0	0	0	0	0	0
2015	5-2	14	3	17	0.0	0	0	0	0	0
TOTAL	16-2	18	4	22	0.0	0	0	0	0	0

DINEEN'S CAREER HIGHS

Rushes: 6, at Duke (2014)
Rushing Yards: 28, at Duke (2014)
Longest Rush: 7, at Duke (2014)
Passing Attempts: 1, vs. Central Michigan (2014)
Passing Completions: 1, vs. Central Michigan (2014)
Passing Yards: 5, vs. Central Michigan (2014)
Tackles: 7, vs. Baylor (2015)
Quarterback Hurries: 1, (2x), MR vs. Memphis (2015)

DINEEN'S SEASON HIGHS

Tackles: 7, vs. Baylor
Quarterback Hurries: 1, (2x), MR vs. Memphis



LB

KENDALL DUCKWORTH
HT: 6-1 WT: 210 YR: Fr.
HOMETOWN: Naples, Fla.
PS: Lely HS


41

DUCKWORTH'S CAREER STATS

TACKLES	G-S	UA	A	Total	TFL	Yds	PD	FF	FR	Blkd
2015	1-0	0	1	1	0.0	0	0	0	0	0
TOTAL	1-0	0	1	1	0.0	0	0	0	0	0

DUCKWORTH'S CAREER HIGHS

Tackles: 1, at Iowa State



DT

KAPIL FLETCHER
HT: 6-3 WT: 285 YR: Sr.
HOMETOWN: Fort Lauderdale, Fla.
PS: Hartnell College

90

FLETCHER'S CAREER STATS

TACKLES	G-S	UA	A	Total	TFL	Yds	PD	FF	FR	Blkd
2014	7-0	4	0	4	0.0	0	0	0	0	0
2015	5-1	3	1	4	0.0	0	0	0	0	0
TOTAL	12-1	7	1	8	0.0	0	0	0	0	0


FLETCHER'S CAREER HIGHS

Tackles: 2, at West Virginia (2014)

FLETCHER'S SEASON HIGHS

Tackles: 1, (4x), MR vs. Baylor

Player Capsules



QB

DEONDRE FORD

HT: 6-1 WT: 200 YR: Jr.
HOMETOWN: Waco, Texas
HS: Midway // Dodge City CC

15

FORD'S CAREER STATS


PASS	G-S	ATT	CMP	INT	YDS	TD	LG	PCT	AVG/P	AVG/G	EFFIC
2015	2-1	23	11	1	132	0	33	47.8	5.7	66.0	87.3
TOTAL	2-1	23	11	1	132	0	33	47.8	5.7	66.0	87.3

RUSH	G-S	ATT	YDS	TD	LG	AVG/C	AVG/G
2015	2-1	5	-3	0	5	-0.6	-1.5
TOTAL	2-1	5	-3	0	5	-0.6	-1.5

TOTAL OFFENSE	G	Rush	Pass	Total	Avg/G
2015	2-1	-3	132	129	64.5
TOTAL	2-1	-3	132	129	64.5

FORD'S CAREER HIGHS

Pass Attempts: 13, at Rutgers (2015)
Completions: 6, at Rutgers (2015)
Passing Yards: 85, at Rutgers (2015)
Longest Completion: 33, at Rutgers (2015)
Rushes: 3, vs. Memphis (2015)
Rushing Yards: -1, vs. Memphis (2015)
Longest Rush: 5, vs. Memphis (2015)



S

MICHAEL GLATCZAK

HT: 5-10 WT: 173 YR: Sr.
HOMETOWN: Centralia, Kan.
PS: Butler CC

39

GLATCZAK'S CAREER STATS


TACKLES	G-S	UA	A	Total	TFL	Yds	PD	FF	FR	Blkd
2014	7-0	1	0	1	0.0	0	0	0	0	0
2015	5-4	19	6	25	0.0	0	0	0	1	0
TOTAL	12-4	20	6	26	0.0	0	0	0	1	0

GLATCZAK'S CAREER HIGHS

Tackles: 10, vs. Baylor (2015)
Fumble Recoveries: 1, vs. Memphis (2015)

GLATCZAK'S SEASON HIGHS

Tackles: 10, vs. Baylor
Fumble Recoveries: 1, vs. Memphis



LS

JORDAN GOLDENBERG

HT: 6-0 WT: 215 YR: R-So.
HOMETOWN: Creve Coeur, Mo.
PS: Parkway Central


64

GOLDENBERG'S CAREER STATS

TACKLES	G-S	UA	A	Total	TFL	Yds	PD	FF	FR	Blkd
2015	4-0	1	0	1	0.0	0	0	0	0	0
TOTAL	4-0	1	0	1	0.0	0	0	0	0	0

GOLDENBERG'S CAREER HIGHS

Tackles: 1, vs. Memphis (2015)



DE

BEN GOODMAN, JR.

HT: 6-3 WT: 253 YR: Sr.
HOMETOWN: Beaumont, Texas
PS: West Brook

10

GOODMAN'S CAREER STATS

TACKLES	G-S	UA	A	Total	TFL	Yds	PD	FF	FR	Blkd
2012	11-0	13	8	21	3.5	20	0	0	0	0
2013	12-12	23	11	34	7.5	29	3	0	0	1
2014	12-12	14	7	21	2.0	4	0	0	1	0
2015	5-5	15	8	23	6.0	23	0	0	0	0
TOTAL	40-29	65	34	99	19.0	76	3	0	1	1

SACKS	G-S	UA	A	Total	Yds
2012	11-0	1	0	1.0	16
2013	12-12	3	0	3.0	20
2014	12-12	1	0	1.0	3
2015	5-5	3	1	3.5	19
TOTAL	40-29	8	1	8.5	58

INTERCEPTIONS	G-S	No.	Yds	TD	Lg	Avg/R	Avg/G
2012	11-0	0	0	0	0	0.0	0.0
2013	12-12	1	54	0	54	54.0	4.5
2014	12-12	0	0	0	0	0.0	0.0
2015	5-5	0	0	0	0	0.0	0.0
TOTAL	40-29	1	54	0	54	54.0	1.4


GOODMAN'S CAREER HIGHS

Tackles: 7, at Rutgers (2015)
Tackles for Loss: 2.0, (5x), MR vs. Memphis (2015)
Sacks: 2.0, vs. Memphis (2015)
Interceptions: 1, vs. West Virginia (2013)
Pass Breakups: 1, (2x), MR at Oklahoma State (2013)
QB Hurries: 2, at Northern Illinois (2012)
Fumble Recoveries: 1, vs. Central Michigan (2014)

GOODMAN'S SEASON HIGHS

Tackles: 7, at Rutgers
Tackles for Loss: 2.0, vs. Memphis
Sacks: 2.0, vs. Memphis

Player Capsules



CB

CHEVY GRAHAM

HT: 5-9 WT: 196 YR: Jr.
HOMETOWN: Uniondale, N.Y.
PS: Easton Area


15

GRAHAM'S CAREER STATS

TACKLES	G-S	UA	A	Total	TFL	Yds	PD	FF	FR	Blkd
2014	4-0	--	--	--	--	--	--	--	--	--
2015	5-2	13	4	17	1.5	13	0	0	0	0
TOTAL	9-2	13	4	17	1.5	13	0	0	0	0

SACKS	G	UA	A	Total	Yds
2014	4-0	0	0	0.0	0
2015	5-2	1	0	1.0	12
TOTAL	9-2	1	0	1.0	12

GRAHAM'S CAREER HIGHS
Tackles: 8, (2x), MR vs. Baylor (2015)
Sacks: 1.0, at Iowa State (2015)
Tackles for Loss: 1.0, at Iowa State (2015)



P

RUBEN GUZMAN

HT: 5-8 WT: 190 YR: Sr.
HOMETOWN: Fontana, Calif.
PS: Hawaii

45

GUZMAN'S CAREER STATS

PUNTING	G	No.	Yards	Lg	Avg
*2013	6	26	1040	60	40.0
2015	1	2	60	39	30.0
TOTAL	7	28	1100	60	35.0

GUZMAN'S CAREER HIGHS
***Punts:** 9, vs. San Jose State (2013)
***Yards:** 380, vs. San Jose State (2013)
***Long:** 60, vs. Nevada (2013)
***Inside 20:** 2, vs. San Jose State (2013)
Tackles: 1, vs. Baylor (2015)

GUZMAN'S SEASON HIGHS
Punts: 2, vs. Baylor (2015)
Yards: 60, vs. Baylor (2015)
Long: 39, vs. Baylor (2015)
Tackles: 1, vs. Baylor (2015)



WR

BOBBY HARTZOG, JR.

HT: 5-11 WT: 189 YR: So.
HOMETOWN: Houston, Texas
PS: Westside

5

HARTZOG'S CAREER STATS

REC	G-S	REC	YDS	TD	LG	REC/G	AVG/C	AVG/G
2014	9-0	0	0	0	0	0.0	0.0	0.0
2015	3-1	6	72	0	29	2.0	12.0	24.0
TOTAL	12-1	6	72	0	29	0.5	12.0	6.0

KICK RETURNS	G	No.	Yds	TD	Lg	Avg/R	Avg/G
2014	9	2	33	0	19	16.5	3.7
2015	3	0	0	0	0	0.0	0.0
TOTAL	12	2	33	0	19	16.5	2.8

HARTZOG'S CAREER HIGHS
Receptions: 3, vs. SDSU (2015)
Receiving Yards: 37, at Iowa State (2015)
Long Reception: 29, at Iowa State (2015)
Kickoff Returns: 2, at Duke (2014)
Kickoff Return Yards: 33, at Duke (2014)
Longest Kickoff Return: 19, at Duke (2014)

HARTZOG'S SEASON HIGHS
Receptions: 3, vs. SDSU
Receiving Yards: 37, at Iowa State
Long Reception: 29, at Iowa State



DT

TYLER HOLMES

HT: 6-3 WT: 270 YR: Jr.
HOMETOWN: Garland, Texas
PS: Sasche

94


HOLMES' CAREER STATS

TACKLES	G-S	UA	A	Total	TFL	Yds	PD	FF	FR	Blkd
2013	3-0	1	0	1	0.0	0	0	0	0	0
2014	12-0	4	6	10	0.5	0	0	0	0	0
2015	1-0	3	0	3	0.0	0	0	0	0	0
TOTAL	16-0	8	6	14	0.5	0	0	0	0	0

HOLMES' CAREER HIGHS
Tackles: 4, vs. TCU (2014)
Tackles for Loss: 0.5, at Oklahoma (2014)

HOLMES' SEASON HIGHS
Tackles: 3, vs. Memphis

Player Capsules



TE

BEN JOHNSON
 HT: 6-5 WT: 230 YR: So.
 HOMETOWN: Basehor, Kan.
 PS: Basehor Linwood

84

JOHNSON'S CAREER STATS


RECEIVING	G-S	Rec	Yds	TD	Lg	Rec/G	Avg/C	Avg/G
2014	12-0	8	80	0	17	0.7	10.0	6.7
2015	5-4	8	48	0	14	1.6	6.0	9.6
TOTAL	17-4	16	128	0	17	0.9	8.0	7.5

JOHNSON'S CAREER HIGHS

Receptions: 3, vs. SDSU (2015)
Receiving Yards: 25, at Texas Tech (2014)
Longest Reception: 17, at West Virginia (2014)
Tackles: 1, vs. SEMO (2014)

JOHNSON'S SEASON HIGHS

Receptions: 3, vs. SDSU
Receiving Yards: 19, at Iowa State
Longest Reception: 14, at Iowa State



P

ERIC KAHN
 HT: 6-5 WT: 204 YR: Sr.
 HOMETOWN: Spring Hill, Kan.
 PS: MidAmerican Nazarene

18

KAHN'S CAREER STATS

Kickoffs	G	No.	Yards	Avg.
2013	2	2	127	63.5
2014	2	6	240	40.0
TOTAL	4	8	367	45.9


PUNTING	G	No.	Yards	Lg	Avg
2013	2	0	0	0	0.0
2014	2	0	0	0	0.0
2015	5	28	963	49	34.4
TOTAL	9	28	963	49	34.4

KAHN'S CAREER HIGHS

Punts: 8, (2x), MR at Iowa State (2015)
Punt Yards: 293, vs. Memphis (2015)
Long Punt: 49, vs. SDSU (2015)
Punt Average: 43.5, vs. SDSU (2015)
Inside 20: 2, vs. Baylor (2015)
Kickoffs: 4, vs. Oklahoma State (2014)
Kickoff Yards: 134, vs. Oklahoma State (2014)

KAHN'S SEASON HIGHS

Punts: 8, (2x), MR at Iowa State
Punt Yards: 293, vs. Memphis
Long Punt: 49, vs. SDSU
Punt Average: 43.5, vs. SDSU
Inside 20: 2, vs. Baylor



DT

COREY KING
 HT: 6-1 WT: 295 YR: Sr.
 HOMETOWN: Boca Raton, Fla.
 PS: Miami

99

KING'S CAREER STATS

TACKLES	G-S	UA	A	TOT	TFL	YDS	PD	FF	FR	BLKD
*2012	9-1	6	7	13	0.0	0	0	0	0	0
*2013	3-0	0	1	1	0.0	0	0	0	0	0
*2014	4-0	0	0	0	0.0	0	0	0	0	0
2015	5-5	5	1	6	1.0	2	0	0	0	0
TOTAL	21-6	11	9	20	1.0	2	0	0	0	0

KING'S CAREER HIGHS

Tackles: 5, at Rutgers (2015)
Tackles for Loss: 1.0, at Rutgers (2015)

KING'S SEASON HIGHS

Tackles: 5, at Rutgers
Tackles for Loss: 1.0, at Rutgers



RB

KE'AUN KINNER
 HT: 5-9 WT: 180 YR: Jr.
 HOMETOWN: Little Elm, Texas
 PS: Navarro JC

22

KINNER'S CAREER STATS

RUSH	G-S	ATT	YDS	TD	Lg	AVG/C	AVG/G
2015	5-4	72	347	5	29	4.8	69.4
TOTAL	5-4	72	347	5	29	4.8	69.4

RECEIVING	G	Rec	Yds	TD	Lg	Rec/G	Avg/C	Avg/G
2015	5-4	5	63	0	24	1.0	12.6	12.6
TOTAL	5-4	5	63	0	24	1.0	12.6	12.6

KINNER'S CAREER HIGHS

Rushes: 27, vs. SDSU (2015)
Rushing Yards: 157, vs. SDSU (2015)
Longest Rush: 29, vs. Memphis (2015)
Rushing Touchdowns: 2, (2x), MR at Rutgers (2015)
Receptions: 3, at Rutgers (2015)
Receiving Yards: 49, at Rutgers (2015)
Longest Reception: 24, at Rutgers (2015)

Player Capsules



RB

DE'ANDRE **MANN**

HT: 5-9 WT: 205 YR: Sr.
HOMETOWN: Miami, Fla.
PS: Hartnell College

23

MANN'S CAREER STATS

RUSH	G-S	ATT	YDS	TD	LG	AVG/C	AVG/G
2014	9-1	85	399	0	21	4.7	44.3
2015	5-0	25	100	0	41	4.0	20.0
TOTAL	14-1	110	499	0	41	4.5	35.6

RECEIVING	G	Rec	Yds	TD	Lg	Rec/G	Avg/C	Avg/G
2014	9-1	8	56	0	36	0.9	7.0	6.2
2015	5-0	7	43	0	22	1.4	6.1	8.6
TOTAL	14-1	15	99	0	36	1.1	6.6	7.1

MANN'S CAREER HIGHS

Rushes: 17, vs. Texas (2014)
Rushing Yards: 121, vs. SEMO (2014)
Longest Rush: 37, at Rutgers (2015)
Receptions: 4, vs. SDSU (2015)
Receiving Yards: 36, vs. Duke (2014)
Longest Reception: 36, at Duke (2014)

MANN'S SEASON HIGHS

Rushes: 10, vs. Memphis
Rushing Yards: 40, at Rutgers
Longest Rush: 37, at Rutgers
Receptions: 4, vs. SDSU
Receiving Yards: 22, vs. Memphis
Longest Reception: 22, vs. Memphis



RB

TAYLOR **MARTIN**

HT: 5-10 WT: 195 YR: Fr.
HOMETOWN: Fort Worth, Texas
PS: Dunbar

24

MARTIN'S CAREER STATS

RUSH	G-S	ATT	YDS	TD	LG	AVG/C	AVG/G
2015	4-0	12	35	0	6	2.9	8.8
TOTAL	4-0	12	35	0	6	2.9	8.8

MARTIN'S CAREER HIGHS

Rushes: 8, vs. Baylor (2015)
Rushing Yards: 24, vs. Baylor (2015)
Longest Rush: 6, at Iowa State (2015)



LB

SCHYLER **MILES**

HT: 6-2 WT: 221 YR: R-Jr.
HOMETOWN: Tampa, Fla.
PS: Berkeley Prep

32

MILES' CAREER STATS

TACKLES	G	UA	A	Total	TFL	Yds	PD	FF	FR	Blkd
2012	11-0	4	5	9	0.0	0	0	0	0	0
2013	10-0	9	6	15	0.0	0	0	0	0	0
2014 - DNP										
2015	5-1	12	3	15	0.0	0	1	0	0	0
TOTAL	26-1	25	14	39	0.0	0	1	0	0	0

MILES' CAREER HIGHS

Tackles: 6, at Rutgers (2015)
Pass Breakups: 1, at Rutgers (2015)
Rushes: 1, vs. Rice (2012)
Rushing Yards: 1, vs. Rice (2012)
Rushing Touchdowns: 1, vs. Rice (2012)

MILES' SEASON HIGHS

Tackles: 6, at Rutgers
Pass Breakups: 1, at Rutgers



CB

TYRONE **MILLER, JR.**

HT: 6-0 WT: 180 YR: Fr.
HOMETOWN: Ann Arbor, Mich.
PS: Saline

19

MILLER'S CAREER STATS

TACKLES	G-S	UA	A	Total	TFL	Yds	PD	FF	FR	Blkd
2015	5-5	28	12	40	2.0	5	2	1	1	0
TOTAL	5-5	28	12	40	2.0	5	2	1	1	0

MILLER'S CAREER HIGHS

Tackles: 11, at Rutgers (2015)
Tackles for Loss: 1.0, (2x), MR vs. Baylor (2015)
Pass Breakups: 2, vs. SDSU (2015)
Forced Fumbles: 1, at Rutgers (2015)
Fumble Recoveries: 1, at Rutgers (2015)

Player Capsules



QB

T.J. MILLWEARD

HT: 6-4 WT: 219 YR: Jr.
HOMETOWN: Colleyville, Texas
PS: UCLA

1

MILLWEARD'S CAREER STATS

PASSING	G-S	Att	Cmp	Int	Yds	TD	Lg	Pct	Avg/P	Avg/G	Effic
2014	3-0	3	2	0	14	0	10	66.7	4.7	4.7	105.9
2015	0-0	--	--	--	--	--	--	--	--	--	--
TOTAL	3-0	3	2	0	14	0	10	66.7	4.7	4.7	105.9

MILLWEARD'S CAREER HIGHS

Pass Attempts: 1, (3x), MR at Oklahoma (2014)
Completions: 1, (2x), MR vs. TCU (2014)
Passing Yards: 10, vs. TCU (2014)
Longest Completion: 10, vs. TCU (2014)



WR

EMMANUEL MOORE

HT: 6-0 WT: 200 YR: Fr.
HOMETOWN: Haslet, Texas
PS: Northwest

20

MOORE'S CAREER STATS

REC	G-S	REC	YDS	TD	LG	REC/G	AVG/C	AVG/G
2015	3-0	2	14	0	9	0.7	7.0	4.7
TOTAL	3-0	2	14	0	9	0.7	7.0	4.7

MOORE'S CAREER HIGHS

Receptions: 2, vs. Baylor (2015)
Receiving Yards: 14, vs. Baylor (2015)
Longest Reception: 9, vs. Baylor (2015)



DAMANI MOSBY

HT: 6-3 WT: 239 YR: R-Jr.
HOMETOWN: Atlanta, Ga.
PS: Mesa CC

13

MOSBY'S CAREER STATS

TACKLES	G-S	UA	A	Total	TFL	Yds	PD	FF	FR	Blkd
2015	4-3	3	0	3	1.0	14	0	0	1	0
TOTAL	4-3	3	0	3	1.0	14	0	0	1	0

MOSBY'S CAREER HIGHS

Tackles: 2, vs. SDSU (2015)
Tackles for Loss: 1.0, vs. Memphis (2015)
Fumble Recoveries: 1, vs. Memphis (2015)



WR

DERRICK NEAL

HT: 5-10 WT: 170 YR: So.
HOMETOWN: Dallas, Texas
PS: Lincoln

7

NEAL'S CAREER STATS

RECEIVING	G	Rec	Yds	TD	Lg	Rec/G	Avg/C	Avg/G
2014	4-0	0	0	0	0	0.0	0.0	0.0
2015	5-1	7	52	0	20	1.4	7.4	10.4
TOTAL	9-1	7	52	0	20	0.8	7.4	5.8

PUNT RETURNS	G	No.	Yds	TD	Lg	Avg/R	Avg/G
2014	4	4	10	0	6	2.5	2.5
2015	5	1	10	0	10	10.0	2.0
TOTAL	9	5	20	0	10	4.0	2.2

TACKLES	G-S	UA	A	Total	TFL	Yds	PD	FF	FR	Blkd
2014	4-0	1	0	1	0.0	0	0	0	0	0
2015	5-0	0	0	0	0.0	0	0	0	0	0
TOTAL	9-0	1	0	1	0.0	0	0	0	0	0

KICK RETURNS	G	No.	Yds	TD	Lg	Avg/R	Avg/G
2014	4	0	0	0	0	0.0	0.0
2015	5	9	137	0	24	15.2	27.4
TOTAL	9	9	137	0	24	15.2	15.2

NEAL'S CAREER HIGHS

Receptions: 4, vs. Baylor (2015)
Receiving Yards: 26, vs. Baylor (2015)
Long Reception: 20, vs. SDSU (2015)
Kick Returns: 6, at Iowa State (2015)
Kick Return Yards: 90, at Iowa State (2015)
Long Kick Return: 24, at Iowa State (2015)
Punt Returns: 2, (2x), MR at Texas Tech (2014)
Long Punt Return: 10, vs. Baylor (2015)
Tackles: 1, at Baylor (2014)

NEAL'S SEASON HIGHS

Receptions: 4, vs. Baylor
Receiving Yards: 26, vs. Baylor
Long Reception: 20, vs. SDSU
Kick Returns: 6, at Iowa State
Kick Return Yards: 90, at Iowa State
Long Kick Return: 24, at Iowa State
Punt Returns: 1, vs. Baylor
Long Punt Return: 10, vs. Baylor

Player Capsules



LB

OSAIZE **OGBEBOR**

HT: 6-1 WT: 210 YR: Fr.
HOMETOWN: McKinney, Texas
PS: Heritage

31

OGBEBOR'S CAREER STATS

TACKLES	G-S	UA	A	Total	TFL	Yds	PD	FF	FR	Blkd
2015	5-0	--	--	--	--	--	--	--	--	--
TOTAL	5-0	--	--	--	--	--	--	--	--	--

OGBEBOR'S CAREER HIGHS

Tackles:
Sacks:
Tackles for Loss:
Pass Breakups:
Quarterback Hurries:



MARNEZ **OGLETREE**

HT: 5-10 WT: 190 YR: Jr.
HOMETOWN: Lawrenceville, Ga.
HS: Shiloh // Fullerton College

25

OGLETREE'S CAREER STATS

TACKLES	G-S	UA	A	Total	TFL	Yds	PD	FF	FR	Blkd
2015	4-1	9	1	10	0.0	0	2	0	0	0
TOTAL	4-1	9	1	10	0.0	0	2	0	0	0

OGLETREE'S CAREER HIGHS

Tackles: 5, vs. Baylor (2015)
Pass Breakups: 1, (2x), MR vs. Baylor (2015)



DE

ANTHONY **OLOBIA**

HT: 6-5 WT: 239 YR: R-Jr.
HOMETOWN: Renton, Wash.
PS: Arizona Western College


56

OLOBIA'S CAREER STATS

TACKLES	G-S	UA	A	Total	TFL	Yds	PD	FF	FR	Blkd
2015	5-2	4	6	10	1.0	1	0	0	0	0
TOTAL	5-2	4	6	10	1.0	1	0	0	0	0

OLOBIA'S CAREER HIGHS

Tackles: 5, at Iowa State (2015)
Tackles for Loss: 1.0 vs. Baylor (2015)



WR

TRE' **PARMALEE**

HT: 5-10 WT: 171 YR: Sr.
HOMETOWN: Overland Park, Kan.
PS: Bishop Miege

11

PARMALEE'S CAREER STATS

RUSHING	G	Att	Yds	TD	Lg	Avg/C	Avg/G
2012	12-1	1	15	0	15	15.0	1.2
2013	7-3	0	0	0	0	0.0	0.0
2014	6-0	0	0	0	0	0.0	0.0
2015	4-4	1	19	1	19	19.0	4.8
TOTAL	29-8	2	34	1	19	17.0	1.2

RECEIVING	G	Rec	Yds	TD	Lg	Rec/G	Avg/C	Avg/G
2012	12-1	7	79	0	23	0.6	11.3	6.6
2013	7-3	9	74	0	17	1.3	8.2	10.6
2014	6-0	4	21	0	8	0.7	5.2	3.5
2015	4-4	15	242	1	47	3.8	16.1	60.5
TOTAL	29-8	35	416	1	47	1.2	11.9	14.3

PUNT RETURNS	G	No.	Yds	TD	Lg	Avg/R	Avg/G
2012-14	25	--	--	--	--	--	--
2015	4	4	22	0	26	5.5	5.5
TOTAL	29	4	22	0	26	5.5	0.8

KICK RETURNS	G	No.	Yds	TD	Lg	Avg/R	Avg/G
2012	12-1	13	260	0	33	20.0	21.7
2013-14	13-3	--	--	--	--	--	--
2015	4-4	0	0	0	0	0.0	0.0
TOTAL	29	13	260	0	33	20.0	9.0


PARMALEE'S CAREER HIGHS

Receptions: 5, (2x), MR at Iowa State (2015)
Receiving Yards: 82, vs. SDSU (2015)
Touchdown Receptions: 1, at Iowa State (2015)
Longest Reception: 47, at Iowa State (2015)
Rushes: 1, (2x), MR vs. SDSU (2015)
Rushing Yards: 19, vs. SDSU (2015)
Rushing Touchdowns: 1, vs. SDSU (2015)
Longest Rush: 19, vs. SDSU (2015)
Kick Returns: 6, at Oklahoma (2012)
Kick Return Yards: 100, at Oklahoma (2012)

PARMALEE'S SEASON HIGHS

Receptions: 5, (2x), MR at Iowa State
Receiving Yards: 82, vs. SDSU
Touchdown Receptions: 1, at Iowa State
Longest Reception: 47, at Iowa State
Rushes: 1, vs. SDSU
Rushing Yards: 19, vs. SDSU
Rushing Touchdowns: 1, vs. SDSU
Longest Rush: 19, vs. SDSU
Punt Returns: 2, vs. SDSU
Punt Return Yards: 25, vs. SDSU
Longest Punt Return: 26, vs. SDSU

Player Capsules



WR

TYLER **PATRICK**

HT: 6-0 WT: 179 YR: R-Fr.
HOMETOWN: The Woodlands, Texas
PS: The Woodlands


4

PATRICK'S CAREER STATS

REC	G-S	REC	YDS	TD	LG	REC/G	AVG/C	AVG/G
2015	5-2	15	135	0	33	3.0	9.0	27.0
TOTAL	5-2	15	135	0	33	3.0	9.0	27.0

PATRICK'S CAREER HIGHS

Receptions: 6, vs. Memphis (2015)
Receiving Yards: 70, at Rutgers (2015)
Longest Reception: 33, at Rutgers (2015)



WR

QUINCY **PERDUE**

HT: 6-3 WT: 210 YR: So.
HOMETOWN: Smyrna, Ga.
PS: UAB

17


PERDUE'S CAREER STATS

REC	G-S	REC	YDS	TD	LG	REC/G	AVG/C	AVG/G
*2014	6-0	2	82	1	41	0.3	41.0	13.7
2015	0-0	--	--	--	--	--	--	--
TOTAL	6-0	2	82	1	41	0.3	41.0	13.7

TACKLES	G-S	UA	A	TOT	TFL	YDS	PD	FF	FR	BLKD
*2014	6-0	1	0	1	0.0	0	0	0	0	0
2015	0-0	--	--	--	--	--	--	--	--	--
TOTAL	6-0	1	0	1	0.0	0	0	0	0	0

PERDUE'S CAREER HIGHS

Receptions: 1, (2X), MR vs. North Texas (2014)
Receiving Yards: 75, at Mississippi State (2014)
Receiving Touchdowns: 1, at Mississippi State (2014)
Long Reception: 75, at Mississippi State (2014)



WR

AARON **PLUMP**

HT: 5-10 WT: 213 YR: Sr.
HOMETOWN: Topeka, Kan.
PS: Topeka West // Butler CC

34

PLUMP'S CAREER STATS


TACKLES	G-S	UA	A	TOT	TFL	YDS	PD	FF	FR	BLKD
2014	5-0	0	0	0	0.0	0	0	0	0	0
2015	5-0	1	0	1	0.0	0	0	0	0	0
TOTAL	10-0	1	0	1	0.0	0	0	0	0	0

PLUMP'S CAREER HIGHS

Tackles: 1, at Rutgers (2015)

PLUMP'S SEASON HIGHS

Tackles: 1, at Rutgers



RB

PRESTON **RANDALL**

HT: 6-1 WT: 193 YR: Jr.
HOMETOWN: Lawrence, Kan.
PS: Veritas Christian School

40


RANDALL'S CAREER STATS

RUSH	G-S	ATT	YDS	TD	LG	AVG/C	AVG/G
2013	2-0	--	--	--	--	--	--
2014	8-0	--	--	--	--	--	--
2015	0-0	--	--	--	--	--	--
TOTAL	10-0	--	--	--	--	--	--

RANDALL'S CAREER HIGHS

Rushes:
Rushing Yards:
Longest Rush:

Player Capsules



LB

MARCQUIS ROBERTS

HT: 6-1 WT: 220 YR: Jr.
HOMETOWN: Powder Springs, Ga.
PS: South Carolina

5

ROBERTS' CAREER STATS

TACKLES	G-S	UA	A	TOT	TFL	YDS	PD	FF	FR	BLKD
*2013	13-9	31	17	48	3.5	11	2	1	0	0
*2014	13-6	15	16	31	1.5	1	2	0	0	0
2015	5-4	25	7	32	1.0	1	1	0	1	0
TOTAL	31-19	71	40	111	6.0	13	5	1	1	0

SACKS	G	UA	A	Total	Yds
*2013	13-9	1	0	1.0	6
*2014	13-6	0	0	0.0	0
2015	5-4	1	0	1.0	1
TOTAL	31-19	2	0	2.0	7

INT	G	No.	Yds	TD	Lg	Avg/R	Avg/G
*2013-14	26-15	--	--	--	--	--	--
2015	5-4	1	83	1	83	83.0	16.6
TOTAL	31-19	1	83	1	83	83.0	16.6

ROBERTS' CAREER HIGHS

Tackles: 9, vs. Memphis (2015)
***Tackles for Loss:** 2, at Georgia (2013)
Sacks: 1, (2x), MR at Iowa State (2015)
Interceptions: 1, at Iowa State (2015)
Interception Return TD: 1, at Iowa State (2015)
Pass Breakups: 1, (5x), MR at Iowa State (2015)
***Quarterback Hurries:** 1, (2x), MR vs. Missouri (2014)
Fumble Recoveries: 1, vs. Memphis (2015)

ROBERTS' SEASON HIGHS

Tackles: 9, vs. Memphis
Sacks: 1.0, at Iowa State
Tackles for Loss: 1.0, at Iowa State
Interceptions: 1, at Iowa State
Interception Return TD: 1, at Iowa State
Fumble Recoveries: 1, vs. Memphis



LB

CAMERON ROSSER

HT: 6-1 WT: 221 YR: Jr.
HOMETOWN: Las Vegas, Nev.
PS: Silverado

59

ROSSER'S CAREER STATS


TACKLES	G-S	UA	A	Total	TFL	Yds	PD	FF	FR	Blkd
2013	0-0	--	--	--	--	--	--	--	--	--
2014	3-0	--	--	--	--	--	--	--	--	--
2015	5-0	6	1	7	0.0	0	0	0	1	0
TOTAL	8-0	6	1	7	0.0	0	0	0	1	0

ROSSER'S CAREER HIGHS

Tackles: 3, (2x), MR at Iowa State (2015)
Fumble Recoveries: 1, vs. Baylor (2015)

ROSSER'S SEASON HIGHS

Tackles: 3, (2x), MR at Iowa State
Fumble Recoveries: 1, vs. Baylor



RB

RYAN SCHADLER

HT: 5-11 WT: 185 YR: R-Fr.
HOMETOWN: Hesston, Kan.
PS: Wichita State

33


SCHADLER'S CAREER STATS

RUSH	G-S	ATT	YDS	TD	LG	AVG/C	AVG/G
2015	5-0	10	36	0	20	3.6	7.2
TOTAL	5-0	10	36	0	20	3.6	7.2

KICK RETURNS	G	No.	Yds	TD	Lg	Avg/R	Avg/G
2015		5	7	184	1	91	26.3
TOTAL		5	7	184	1	91	26.3

SCHADLER'S CAREER HIGHS

Rushes: 6, vs. Memphis (2015)
Rushing Yards: 28, vs. Memphis (2015)
Longest Rush: 20, vs. Memphis (2015)
Kick Returns: 3, (2x), MR vs. Baylor (2015)
Kick Return Yards: 104, vs. SDSU (2015)
Long Kick Return: 91, vs. SDSU (2015)
Kick Return Touchdowns: 1, vs. SDSU (2015)



DE

T.J. SEMKE

HT: 6-2 WT: 248 YR: Sr.
HOMETOWN: Lee's Summit, Mo.
PS: Lee's Summit North

35

SEMKE'S CAREER STATS

TACKLES	G-S	UA	A	Total	TFL	Yds	PD	FF	FR	Blkd
2013	11-0	0	0	0	0.0	0	0	0	0	0
2014	12-6	9	12	21	2.0	2	0	0	2	1
2015	5-0	0	0	0	0.0	0	0	0	0	0
TOTAL	28-6	9	12	21	2.0	2	0	0	2	1

SEMKE'S CAREER HIGHS

Tackles: 6, at Duke (2014)
Tackles for Loss: 1.0, vs. Texas (2014)
Fumble Recoveries: 1, (2x), MR at Oklahoma (2014)
Blocks: 1, at West Virginia (2014)

Player Capsules



S

TEVIN SHAW
 HT: 5-11 WT: 198 YR: Jr.
 HOMETOWN: Piscataway, N.J.
 PS: Piscataway

30

SHAW'S CAREER STATS

TACKLES	G-S	UA	A	Total	TFL	Yds	PD	FF	FR	Blkd
2013	12-0	3	0	3	0.0	0	0	0	0	0
2014	12-8	24	12	36	2.5	5	1	1	1	1
2015	5-2	15	7	22	0.0	0	1	0	0	0
TOTAL	29-10	42	19	61	2.5	5	2	1	1	1

SHAW'S CAREER HIGHS

Tackles: 10, at Rutgers (2015)
Tackles for Loss: 1.5, vs. Oklahoma State (2014)
Pass Breakups: 1, (2x), MR vs. Baylor (2014)
Forced Fumbles: 1, at Duke (2014)
Blocks: 1, vs. Oklahoma State (2014)
Fumble Recoveries: 1, vs. Oklahoma State (2014)
Quarterback Hurries: 1, vs. TCU (2014)

SHAW'S SEASON HIGHS

Tackles: 10, at Rutgers
Pass Breakups: 1, vs. Baylor



S

FISH SMITHSON
 HT: 5-11 WT: 190 YR: Jr.
 HOMETOWN: Baltimore, Md.
 PS: Hartnell College

9

SMITHSON'S CAREER STATS


TACKLES	G-S	UA	A	Total	TFL	Yds	PD	FF	FR	Blkd
2014	12-0	36	13	49	2.0	6	1	0	0	0
2015	5-5	34	11	45	0.0	0	3	1	0	0
TOTAL	17-5	70	24	94	2.0	6	4	1	0	0

SMITHSON'S CAREER HIGHS

Tackles: 13, at Iowa State (2015)
Tackles for Loss: 1.0, (2x), MR at Oklahoma (2014)
Forced Fumbles: 1, vs. Memphis (2015)
Pass Breakups: 1, (4x), MR vs. Baylor (2015)

SMITHSON'S SEASON HIGHS

Tackles: 13, at Iowa State
Pass Breakups: 1, (3x), MR vs. Baylor
Forced Fumbles: 1, vs. Memphis



WP

STEVEN SIMS, JR.
 HT: 5-10 WT: 170 YR: Fr.
 HOMETOWN: Houston, Texas
 HS: Travis

16

SIMS' CAREER STATS

REC	G-S	REC	YDS	TD	LG	REC/G	AVG/C	AVG/G
2015	5-3	11	134	1	38	2.2	12.2	26.8
TOTAL	5-3	11	134	1	38	2.2	12.2	26.8

RUSHING	G	Att	Yds	TD	Lg	Avg/C	Avg/G
2015	5-3	1	-9	0	0	-9.0	-1.8
TOTAL	5-3	1	-9	0	0	-9.0	-1.8

KICK RETURNS	G	No.	Yds	TD	Lg	Avg/R	Avg/G
2015	5	3	49	0	20	16.3	12.2
TOTAL	5	3	49	0	20	16.3	12.2

PASS	G-S	ATT	CMP	INT	YDS	TD	LG	PCT	AVG/P	AVG/G	EFFIC
2015	5-3	1	0	0	0	0	0	0.0	0.0	0.0	0.0
TOTAL	5-3	1	0	0	0	0	0	0.0	0.0	0.0	0.0

TACKLES	G	UA	A	Total	TFL	Yds	PD	FF	FR	Blkd
2015	5	1	0	1	0.0	0	0	0	0	0
TOTAL	5	1	0	1	0.0	0	0	0	0	0

SIMS' CAREER HIGHS

Receptions: 3, (2x), MR vs. Memphis (2015)
Receiving Yards: 44, at Iowa State (2015)
Longest Reception: 38, at Iowa State (2015)
Touchdown Receptions: 1, vs. Baylor (2015)
Longest TD Reception: 36, vs. Baylor (2015)
Kick Returns: 2, vs. Memphis (2015)
Kick Return Yards: 38, vs. Memphis (2015)
Pass Attempts: 1, at Rutgers (2015)
Tackles: 1, vs. SDSU (2015)



CB

COLIN SPENCER
 HT: 5-10 WT: 180 YR: So.
 HOMETOWN: Dallas, Texas
 PS: Woodrow Wilson

26

SPENCER'S CAREER STATS

TACKLES	G-S	UA	A	Total	TFL	Yds	PD	FF	FR	Blkd
2014	10-0	2	0	2	0.0	0	0	0	0	0
2015	5-0	1	0	1	0.0	0	0	0	0	0
TOTAL	15-0	3	0	3	0.0	0	0	0	0	0

SPENCER'S CAREER HIGHS

Tackles: 1, (3x), MR vs. Baylor (2015)

SPENCER'S SEASON HIGHS

Tackles: 1, vs. Baylor

Player Capsules



JOSHUA STANFORD

HT: 6-1 WT: 200 YR: Jr.
HOMETOWN: Mississauga, Ontario
PS: Virginia Tech

6

STANFORD'S CAREER STATS

REC	G-S	REC	YDS	TD	LG	REC/G	AVG/C	AVG/G
*2012	1-0	1	9	0	9	1.0	9.0	9.0
*2013	13-12	40	640	1	69	3.1	16.0	49.2
*2014	7-3	7	64	0	15	1.0	9.1	9.1
2015	2-1	3	38	0	19	1.5	12.7	19.0
TOTAL	23-16	51	751	1	69	2.2	14.7	32.7

STANFORD'S CAREER HIGHS

*Receptions: 7, at Miami (2013)
*Receiving Yards: 171, at Boston College (2013)
*Touchdown Receptions: 1, vs. Miami (2013)
*Longest Reception: 69, at Boston College (2013)

STANFORD'S SEASON HIGHS

Receptions: 2, vs. SDSU
Receiving Yards: 19, (2x), MR vs. Memphis
Longest Reception: 19, vs. Memphis



BRANDON STEWART

HT: 6-0 WT: 171 YR: Jr.
HOMETOWN: Cedar Hill, Texas
PS: Trinity Valley CC

8

STEWART'S CAREER STATS

TACKLES	G-S	UA	A	Total	TFL	Yds	PD	FF	FR	Blkd
2015	4-4	16	4	20	0.0	0	0	1	0	0
TOTAL	4-4	16	4	20	0.0	0	0	1	0	0

STEWART'S CAREER HIGHS

Tackles: 8, vs. Memphis (2015)
Forced Fumbles: 1, vs. Memphis (2015)



KENT TAYLOR

HT: 6-5 WT: 220 YR: Jr.
HOMETOWN: Tampa, Fla.
PS: Land O'Lakes // Florida

81

TAYLOR'S CAREER STATS

REC	G-S	REC	YDS	TD	LG	REC/G	AVG/C	AVG/G
*2012	6-0	2	5	1	5	0.3	2.5	0.8
*2013	0-0	--	--	--	--	--	--	--
2014 - DNP Due to NCAA transfer rules								
2015	5-0	7	92	1	18	1.4	13.1	18.4
TOTAL	11-0	9	97	1	18	0.8	10.7	8.8

TAYLOR'S CAREER HIGHS

Receptions: 2, (4x), MR at Iowa State (2015)
Receiving Yards: 29, at Rutgers (2015)
Receiving Touchdowns: 1, (2x), MR vs. SDSU (2015)
Longest Reception: 18, vs. Memphis (2015)

TAYLOR'S SEASON HIGHS

Receptions: 2, (4x), MR at Iowa State
Receiving Yards: 29, at Rutgers
Receiving Touchdowns: 1, vs. SDSU
Longest Reception: 18, vs. Memphis



KYRON WATSON

HT: 6-0 WT: 225 YR: So.
HOMETOWN: East St. Louis, Ill.
PS: East St. Louis

6


WATSON'S CAREER STATS

TACKLES	G-S	UA	A	Total	TFL	Yds	PD	FF	FR	Blkd
2014	11-0	3	1	4	0.0	0	0	0	0	0
2015	0-0	--	--	--	--	--	--	--	--	--
TOTAL	11-0	3	1	4	0.0	0	0	0	0	0

WATSON'S CAREER HIGHS

Tackles: 2, at Baylor (2014)

Player Capsules



DL

D.J. **WILLIAMS**

HT: 6-5 WT: 292 YR: R-Fr.
HOMETOWN: Lufkin, Texas
PS: Lufkin


91

WILLIAMS' CAREER STATS

TACKLES	G	UA	A	Total	TFL	Yds	PD	FF	FR	Blkd
2015	2-0	0	1	1	0.0	0	0	0	0	0
TOTAL	2-0	0	1	1	0.0	0	0	0	0	0

WILLIAMS' CAREER HIGHS

Tackles: 1, at Iowa State (2015)



DT

RYAN **WILLIS**

HT: 6-4 WT: 205 YR: Fr.
HOMETOWN: Overland Park, Kan.
PS: Bishop Miege

13

WILLIS' CAREER STATS

PASS	G-S	ATT	CMP	INT	YDS	TD	LG	PCT	AVG/P	AVG/G	EFFIC
2015	3-1	54	28	1	258	1	38	51.9	4.8	86.0	94.4
TOTAL	3-1	54	28	1	258	1	38	51.9	4.8	86.0	94.4

RUSH	G-S	ATT	YDS	TD	LG	AVG/C	AVG/G
2015	3-1	8	-33	0	8	-4.1	-11.0
TOTAL	3-1	8	-33	0	8	-4.1	-11.0

TOTAL OFFENSE	G	Rush	Pass	Total	Avg/G
2015	3-1	-33	258	225	75.0
TOTAL	3-1	-33	258	225	75.0

WILLIS' CAREER HIGHS

Pass Attempts: 36, vs. Baylor (2015)
Pass Completions: 20, vs. Baylor (2015)
Pass Yards: 158, vs. Baylor (2015)
Long Completion: 38, at Iowa State (2015)
Touchdown Passes: 1, vs. Baylor (2015)
Longest TD Pass: 36, vs. Baylor (2015)
Interceptions: 1, vs. Baylor (2015)
Rush Attempts: 5, vs. Baylor (2015)
Rush Yards: -15, vs. Baylor (2015)
Longest Rush: 8, vs. Baylor (2015)



LS

JOHN **WIRTEL**

HT: 6-3 WT: 230 YR: Jr.
HOMETOWN: Orland Park, Ill.
PS: Mount Carmel

68

WIRTEL'S CAREER STATS

TACKLES	G-S	UA	A	Total	TFL	Yds	PD	FF	FR	Blkd
2013	12-0	1	2	3	0.0	0	0	0	1	0
2014	12-0	1	2	3	0.0	0	0	0	0	0
2015	3-0	--	--	--	--	--	--	--	--	--
TOTAL	27-0	2	4	6	0.0	0	0	0	1	0

WIRTEL'S CAREER HIGHS

Tackles: 1, (3x), MR at Oklahoma (2014)
Fumbles Recovered: 1, at TCU (2013)



DT

DANIEL **WISE**

HT: 6-3 WT: 271 YR: RFr.
HOMETOWN: Lewisville, Texas
PS: Hebron

96

WISE'S CAREER STATS


TACKLES	G-S	UA	A	Total	TFL	Yds	PD	FF	FR	Blkd
2015	5-4	7	5	12	1.5	9	0	0	0	0
TOTAL	5-4	7	5	12	1.5	9	0	0	0	0

SACKS	G	UA	A	Total	Yds
2015	5-4	1	1	1.5	9
TOTAL	5-4	1	1	1.5	9

WISE'S CAREER HIGHS

Tackles: 4, (2x), MR at Iowa State (2015)
Sacks: 1.0, vs. Baylor (2015)
Tackles for Loss: 1.0, vs. Baylor (2015)

Player Capsules



K

MATTHEW WYMAN

HT: 6-1 WT: 218 YR: Jr.
HOMETOWN: Bloomfield Hills, Mich.
PS: Andover

7

WYMAN'S CAREER STATS

SCORING	G	TD	Rush	Pass	Retn	PAT	2PAT	FG	Total	Avg/G
2013	8	0	0	0	0	13	0	5	28	3.5
2014	11	0	0	0	0	25	0	9	52	4.7
2015	5	0	0	0	0	0	0	1	3	0.6
TOTAL	24	0	0	0	0	38	0	15	83	3.5

FG'S	G	Att	Made	Lg	Pct
2013	8	10	5	52	50.0
2014	11	15	9	43	60.0
2015	5	1	1	51	100.0
TOTAL	24	26	15	52	57.7

Kickoffs	G	No.	Yards	Avg.
2013	8	0	0	0.0
2014	11	1	53	53.0
2015	5	21	1350	64.3
TOTAL	24	22	1403	63.8

WYMAN'S CAREER HIGHS

Field Goals Made: 2, (4x), MR vs. Iowa State (2014)
Field Goals Attempted: 4, vs. SEMO (2014)
Longest Made: 52, vs. Louisiana Tech (2013)
Longest Attempt: 56, at Duke (2014)
Kickoffs: 7, vs. SDSU (2015)
Kickoff Yards: 450, vs. SDSU (2015)
Touchbacks: 5, vs. Memphis (2015)
Kickoff Out of Bounds: 1, (2x), MR at Iowa State (2015)

WYMAN'S SEASON HIGHS

Field Goals Made: 1, vs. Memphis
Field Goals Attempted: 1, vs. Memphis
Longest Made: 51, vs. Memphis
Longest Attempt: 51, vs. Memphis
Kickoffs: 7, vs. SDSU
Kickoff Yards: 450, vs. SDSU
Touchbacks: 5, vs. Memphis
Kickoff Out of Bounds: 1, (2x), MR at Iowa State



LB

MICHAEL ZUNICA

HT: 5-11 WT: 221 YR: Jr.
HOMETOWN: Palos Park, Ill.
PS: Columbia

44

ZUNICA'S CAREER STATS

TACKLES	G-S	UA	A	Total	TFL	Yds	PD	FF	FR	Blkd
2014	9-0	1	0	1	0.0	0	0	0	0	0
2015	4-2	0	0	0	0.0	0	0	0	0	0
TOTAL	13-2	1	0	1	0.0	0	0	0	0	0

ZUNICA'S CAREER HIGHS

Tackles: 1, at K-State (2014)

ZUNICA'S SEASON HIGHS

Notes

Lined area for taking notes.