



# KANSAS

@kuhoops  
#kuball  
#PayHeed

KANSAS BASKETBALL GAME NOTES

KANSAS COMMUNICATIONS

JAYHAWKS

**2-1**  
OVERALL

**#5**  
RANK (AP)

**Bill Self**  
HEAD COACH

**0-0**  
BIG 12

**#7**  
RANK (COACHES)

**354-79** (.818)  
RECORD AT KU, 13TH SEASON



-VS-



**3-1**  
OVERALL

**--**  
RANK (AP)

**Steve Alford**  
HEAD COACH

**0-0**  
Pac-12

**--**  
RANK (COACHES)

**53-24** (.688)  
RECORD AT UCLA, 3RD SEASON

SILVERWORDS

## SCHEDULE

OVERALL 1-1 | BIG 12 0-0 | H 1-0 | A 0-0 | N 0-1

DATE	KU RANK	OPP RANK	OPPONENT	TV	TIME/RESULT
N.13	4/5	-/-	NORTHERN COLO. &	JTV/ESPN3	W, 109-72
<i>State Farm Champions Classic (Chicago, Ill. - United Center)</i>					
N.17	4/5	13/13	vs. Michigan State !	ESPN	L, 73-79
<i>Maui Jim Maui Invitational (Lahaina, Hawai'i - Lahaina Civic Center)</i>					
N.23	5/7	-/-	vs. Chaminade	ESPN2	W, 123-72
N.24			vs. UCLA	ESPN	9 p.m.
N.25			vs. Wake Forest or Vanderbilt	ESPN or ESPN2	6:30 or 9 p.m.
D.1			LOYOLA (MD.)	JTV/ESPN3	7 p.m.
D.5			HARVARD	ESPN2	2:15 p.m.
D.9			HOLY CROSS	JTV/ESPN3	7 p.m.
<i>Kansas City Shootout (Kansas City, Mo. - Sprint Center)</i>					
D.12			OREGON STATE	ESPN2	7 p.m.
D.19			MONTANA	JTV/ESPN3	1 p.m.
D.22			at San Diego State	CBS S.N.	10 p.m.
D.29			UC IRVINE	ESPN2	8 p.m.
J.2			BAYLOR *	CBS	3 p.m.
J.4			OKLAHOMA *	ESPN	8 p.m.
J.9			at Texas Tech *	ESPN2	8 p.m.
J.12			at West Virginia *	ESPN2	6 p.m.
J.16			TCU *	ESPN2	1 p.m.
J.19			at Oklahoma State *	ESPN2	6 p.m.
J.23			TEXAS *	ESPN2	1 p.m.
J.25			at Iowa State *	ESPN	8 p.m.
J.30			KENTUCKY +	ESPN	TBA
F.3			KANSAS STATE *	ESPN2	8 p.m.
F.6			at TCU *	ESPN2	11 a.m.
F.9			WEST VIRGINIA *	ESPN2	6 p.m.
F.13			at Oklahoma *	ESPN2	1 p.m.
F.15			OKLAHOMA STATE *	ESPN	8 p.m.
F.20			at Kansas State *	ESPN2	5 p.m.
F.23			at Baylor *	ESPN2	7 p.m.
F.27			TEXAS TECH *	ESPN2	11 a.m. or 1 p.m.
F.29			at Texas *	ESPN	8 p.m.
M.5			IOWA STATE *	ESPN2	TBA

M.9-12: Phillips 66 Big 12 Championship  
Kansas City, Mo. - Sprint Center (ESPN Networks)

M.13: NCAA Selection Show (CBS)

All times Central and subject to change.

\* Big 12 Conference game

& Maui Jim Maui Invitational Opening Round

+ Big 12/SEC Challenge

## HOW THEY COMPARE

KANSAS	-VS-	UCLA
<b>7</b>	<b>SERIES WINS</b>	<b>10</b>
<b>101.7</b>	<b>POINTS</b>	<b>81.8</b>
<b>52.0</b>	<b>FG %</b>	<b>45.6</b>
<b>41.3</b>	<b>REBOUNDS</b>	<b>45.5</b>
<b>23.7</b>	<b>ASSISTS</b>	<b>16.0</b>
<b>4.0</b>	<b>BLOCKS</b>	<b>4.0</b>
<b>7.7</b>	<b>STEALS</b>	<b>6.0</b>
<b>74.3</b>	<b>OPPONENT POINTS</b>	<b>77.2</b>
<b>40.0</b>	<b>OPPONENT FG %</b>	<b>40.1</b>
<b>33.7</b>	<b>OPPONENT REBOUNDS</b>	<b>35.2</b>
<b>12.7</b>	<b>OPPONENT ASSISTS</b>	<b>14.0</b>
<b>3.3</b>	<b>OPPONENT BLOCKS</b>	<b>2.8</b>
<b>4.7</b>	<b>OPPONENT STEALS</b>	<b>10.5</b>



**GAME 4** **KANSAS vs. UCLA**  
*Maui Jim Maui Invitational*  
Lahaina, Hawai'i • Lahaina Civic Center (2,400)  
9 p.m. CT • Tuesday, Nov. 24, 2015



**ESPN**  
**Play-by-Play:** Sean McDonough  
**Analyst:** Fran Fraschilla  
**Producer:** Eric Mosley



## JAYHAWK RADIO NETWORK

**IMG Jayhawk Radio Network**  
**Play-by-Play:** Bob Davis  
**Analyst:** Greg Gurley

**KANSAS ATHLETICS WEBCAST**  
KUAthletics.com/Radio



## ESPN RADIO

ESPN Radio will broadcast the *Maui Jim Maui Invitational* semifinals and finals only.

## LAST GAME STARTERS

<b>0 MASON III</b> JR • GUARD	<b>4 GRAHAM</b> SO • GUARD	<b>1 SELDEN JR.</b> SO • GUARD	<b>34 ELLIS</b> SR • FORWARD	<b>31 TRAYLOR</b> SR • FORWARD
MIN <b>27.7</b>	MIN <b>30.0</b>	MIN <b>24.7</b>	MIN <b>26.0</b>	MIN <b>17.7</b>
PPG <b>13.0</b>	PPG <b>10.7</b>	PPG <b>15.0</b>	PPG <b>16.0</b>	PPG <b>6.0</b>
FG% <b>.433</b>	FG% <b>.333</b>	FG% <b>.452</b>	FG% <b>.545</b>	FG% <b>.833</b>
3FG% <b>.444</b>	3FG% <b>.333</b>	3FG% <b>.500</b>	REB <b>5.3</b>	REB <b>5.7</b>
AST <b>6.3</b>	AST <b>5.0</b>	AST <b>4.0</b>	BLK <b>0.0</b>	BLK <b>1.0</b>

## COMMUNICATIONS

### CHRIS THEISEN

Asst. AD for Communications

e theisen@ku.edu

c 785.331.9356

### BRIAN KARST

Asst. Comm. Director

e bkarst@ku.edu

c 785.551.0355

## NUMERICAL ROSTER

NO.	NAME	POS.	HT.	WT.	YR.	EXP.	HOMETOWN / HIGH SCHOOL / PREVIOUS SCHOOL
0	Frank Mason III	G	5-11	185	Jr.	2L	Petersburg, Virginia / Massanutten Military Academy
1	Wayne Selden Jr.	G	6-5	230	Jr.	2L	Roxbury, Massachusetts / Tilton School [N.H.]
2	Lagerald Vick	G	6-5	175	Fr.	HS	Memphis, Tennessee / Douglass HS
4	Devonte' Graham	G	6-2	175	So.	1L	Raleigh, North Carolina / Brewster Academy [N.H.]
5	Evan Manning	G	6-3	170	Sr.	3L	Lawrence, Kansas / New Hampton Prep [N.H.]
10	Sviatoslav Mykhailiuk	G	6-8	195	So.	1L	Cherkasy, Ukraine / Cherkasy First City Gymnasia
11	Tyler Self	G	6-2	165	Jr.	2L	Lawrence, Kansas / Free State HS
13	Cheick Diallo	F	6-9	220	Fr.	HS	Kayes, Mali, Africa / Our Savior New American HS [N.Y.]
14	Brannen Greene	G	6-7	215	Jr.	2L	Juliette, Georgia / Tift County HS
15	Carlton Bragg Jr.	F	6-9	220	Fr.	HS	Cleveland, Ohio / Villa Angela-St. Joseph HS
21	Clay Young	F	6-5	205	So.	SQ	Lansing, Kansas / Lansing HS / Kansas City Kansas CC
*22	Dwight Coleby	F	6-9	240	Jr.	TR	Nassau, Bahamas / Piney Woods HS / Ole Miss
31	Jamari Traylor	F	6-8	220	Sr.	3L	Chicago, Illinois / IMG Academy [Fla.]
33	Landen Lucas	F	6-10	240	Jr.	2L	Portland, Oregon / Westview HS
34	Perry Ellis	F	6-8	225	Sr.	3L	Wichita, Kansas / Wichita Heights HS
42	Hunter Mickelson	F	6-10	245	Sr.	1L	Jonesboro, Arkansas / Westside HS / Arkansas

\*Dwight Coleby will sit out 2015-16 due to transfer rules

## COACHING STAFF

NAME	POSITION // YEAR AT KU	ALMA MATER // YEAR
Bill Self	Head Coach // 13th	Oklahoma State // 1985
Kurtis Townsend	Assistant Coach // 12th	Western Kentucky // 1982
Norm Roberts	Assistant Coach // 5th	Queens College // 1987
Jerrance Howard	Assistant Coach // 3rd	Illinois // 2004
Brennan Bechard	Dir. of Operations // 7th	Kansas // 2009
James Cox	Video Coordinator // 2nd	Kansas // 2012
Fred Quartlebaum	Dir. of S-A Development // 3rd	Fordham // 1989
Aaron Miles	Asst. Dir. of S-A Dev. // 1st	Kansas // 2005

## PRONUNCIATIONS

Cheick Diallo . . . . . Shek Dee-a-low  
 Devonte' Graham. . . . . Duh-VON-tae  
 Sviatoslav Mykhailiuk . . . . . Sviat-is-slov Meh-Ky-luke  
 Jamari Traylor. . . . . Juh-MAR-ee  
 Lagerald Vick . . . . . LA-jer-ald

## RADIO/TV ROSTER




**0 FRANK MASON III**  
 Jr. / G / 5-11 / 185  
 Petersburg, Va.




**1 WAYNE SELDEN JR.**  
 Jr. / G / 6-5 / 230  
 Roxbury, Mass.



**2 LAGERALD VICK**  
 Fr. / G / 6-5 / 175  
 Memphis, Tenn.




**4 DEVONTE' GRAHAM**  
 So. / G / 6-2 / 175  
 Raleigh, N.C.



**5 EVAN MANNING**  
 Sr. / G / 6-3 / 170  
 Lawrence, Kan.




**10 SVIATOSLAV MYKHAIIUK**  
 So. / G / 6-8 / 195  
 Cherkasy, Ukraine




**11 TYLER SELF**  
 Jr. / G / 6-2 / 165  
 Lawrence, Kan.



**13 CHEICK DIALLO**  
 Fr. / F / 6-9 / 220  
 Kayes, Mali, Africa



**14 BRANNEN GREENE**  
 Jr. / G / 6-7 / 215  
 Juliette, Ga.



**15 CARLTON BRAGG JR.**  
 Fr. / F / 6-9 / 220  
 Cleveland, Ohio




**21 CLAY YOUNG**  
 So. / F / 6-5 / 205  
 Lansing, Kan.



**22 DWIGHT COLEBY**  
 Jr. / F / 6-9 / 240  
 Nassau, Bahamas




**31 JAMARI TRAYLOR**  
 Sr. / F / 6-8 / 220  
 Chicago, Ill.



**33 LANDEN LUCAS**  
 Jr. / F / 6-10 / 240  
 Portland, Ore.



**34 PERRY ELLIS**  
 Sr. / F / 6-8 / 225  
 Wichita, Kan.



**42 HUNTER MICKELSON**  
 Sr. / F / 6-10 / 245  
 Jonesboro, Ark.



**BILL SELF**  
 Head Coach  
 13th Year at Kansas



**KURTIS TOWNSEND**  
 Assistant Coach  
 12th Year at Kansas



**NORM ROBERTS**  
 Assistant Coach  
 Fifth Year at Kansas



**JERRANCE HOWARD**  
 Assistant Coach  
 Third Year at Kansas



**BRENNAN BECHARD**  
 Director of Operations  
 Seventh Year at Kansas



**JAMES COX**  
 Video Coordinator  
 Second Year at Kansas



**FRED QUARTLEBAUM**  
 Director of Student-Athlete Development  
 Third Year at Kansas



**AARON MILES**  
 Asst. Director of Student-Athlete Development  
 First Year at Kansas

**MAUI JIM MAUI INVITATIONAL**

No. 5/7 Kansas (2-1) will face UCLA (3-1) in the semifinals of the Maui Jim Maui Invitational, Tuesday, Nov. 24, at 9 p.m. (Central) on ESPN. Kansas advanced to the semis with a 123-72 win versus host Chaminade. UCLA edged UNLV, 77-75, to reach the semifinals. The last time these two historic teams met was in the semifinals of the 2011 Maui Invitational with Kansas winning 72-56. Kansas ranks second all-time in NCAA Division I history with 2,155 wins, while UCLA is seventh with 1,806 victories. UCLA is second with 17 Final Four appearances, while Kansas is fifth with 14.

Kansas is going for its second-straight, eight-team bracket tournament title. Last year the Jayhawks won the Orlando Classic at Disney's Wide World of Sports in Orlando posting a 3-0 record over the Thanksgiving week.

**2015 Maui Jim Maui Invitational \* Lahaina Civic Center \* Lahaina, Hawaii****All times are Central****Monday, Nov. 23**

Vanderbilt 92, St. John's 55

Wake Forest 82, Indiana 78

**KANSAS 123, Chaminade 72**

UCLA 77, UNLV 75

**Tuesday, Nov. 24**

Indiana vs. St. John's, 1 p.m., ESPN2

Chaminade vs. UNLV, 3:30 p.m., ESPN2

Wake Forest vs. Vanderbilt, 6:30 p.m., ESPN

**KANSAS vs. UCLA, 9 p.m., ESPN****Wednesday, Nov. 25**

7th-8th place game, 1:30 p.m., ESPNU

5th-6th place game, 4 p.m., ESPN2

3rd-4th place game, 6:30 p.m., ESPN2

Championship game, 9 p.m., ESPN

**ABOUT KANSAS**

Kansas rebounded from its first loss of the season against current-No. 3 Michigan State last Tuesday with a 123-72 win versus Chaminade in the quarterfinals of the 2015 Maui Jim Maui Invitational. The Jayhawks had seven players score in double figures in what was the sixth-most points ever scored in KU history and the most in the Bill Self era at KU. Through three games, Kansas is averaging 101.7 points and has a +27.3 scoring margin. The Jayhawks are making 11.0 3-pointers per game and shooting 52.0 percent from the field and 47.1 percent from beyond the arc. KU averages 41.3 rebounds per game with a +7.7 rebound margin. Kansas also averages 23.7 assists, 7.7 steals and 4.0 blocked shots per game.

Senior F Perry Ellis leads Kansas with a 16.0 scoring average. He is third on the team with a 5.0 rebound average and has made a team-high 11 free throws this season. Junior G Wayne Selden Jr. leads Kansas with nine 3-pointers made through three games. He is second on the team with a 15.0 scoring average. Junior G Frank Mason III leads KU with 19 assists and he is third on the team with a 13.0 scoring average. Sophomore G Devonte' Graham has a team-best six steals to complement his 10.7 points per game. Senior F Jamari Traylor rounds out the KU starters. Traylor is second on the team with a 5.7 rebound average and scores 6.0 points per contest.

Sophomore G Sviatoslav Mykhailiuk is coming off a career-high 18 points against Chaminade where he made six 3-pointers. Mykhailiuk scores 9.0 points per game and is second on the team with seven 3-pointers made this season. Posting his first career double-double with 13 points and 12 rebounds vs. Chaminade, junior F Landen Lucas leads KU with 7.3 rebounds per game. Lucas scores 7.7 points per outing. Other key contributors include freshman F Carlton Bragg Jr. (6.7 ppg, 3.0 rpg), freshman G Lagerald Vick (4.5 ppg) and senior F Hunter Mickelson (4.3 ppg and a team-high five blocked shots).

**ABOUT UCLA**

Located in Los Angeles with an enrollment of 43,239, UCLA is 3-1 on the season after its 77-75 win against UNLV Monday. The Bruins lost in overtime to Monmouth to open the season and take a three-game winning streak into the Kansas contest. UCLA is coached by Steve Alford who is 53-24 in his third season at UCLA and 516-259 in his 25th season overall. UCLA went 22-14 last season, finished fourth in the Pac-12 Conference with an 11-7 record and advanced to the NCAA Tournament Sweet 16. Through four games, UCLA averages 81.8 points and has a +4.5 scoring margin. The Bruins average 45.5 rebounds per contest and have a +10.3 rebound margin. Three of UCLA's four games have been decided by five points or less.

Junior G Bryce Alford leads UCLA with a 19.8 scoring average after his 20-point effort against UNLV. He has made a team-best eight 3-pointers and his 20 assists are also a team high. Sophomore C Thomas Welsh, 7-0, is next in scoring at 15.0 ppg and he is second on the team with 7.3 rebounds per game. Welsh, who also had 20 points against UNLV, leads UCLA with seven blocked shots. Freshman G Aaron Holiday scores 13.3 points per game with a team-high 10 steals, while senior F/C Tony Parker averages 13.0 points and leads UCLA with 12.8 rebounds per outing. Junior G Isaac Hamilton (8.0 ppg, 5.8 rpg) rounds out the UCLA starters. Other contributors for UCLA include freshman G Prince Ali (6.3 ppg) and sophomore G/F Jonah Bolden (4.7 ppg).

**ABOUT THE SERIES****RECORD**

UCLA leads 10-7

**OVERVIEW**

This series dates back to 1958 with UCLA winning the first eight meetings. KU has won the last three meetings with the last being in the semifinals of the 2011 Maui Invitational.

**COACHES**

Kansas coach Bill Self is in his 13th season at KU with a 354-79 record and is 561-184 in his 23rd season overall. Steve Alford is in his third season at UCLA with a 53-24 record. Overall, Alford is 516-259 in his 25th season.

**POLLS**

Kansas is ranked No. 5 by Associated Press and No. 7 in the *USA Today* Coaches' polls released Nov. 23. UCLA is not ranked.

**KANSAS BY THE NUMBERS****11**

Consecutive conference regular-season titles - 2005-06-07-08-09-10-11-12-13-14-15, a KU record and tied for second in NCAA history.

**12**

Streaks of 10 or more consecutive wins in the Bill Self-era, including KU's 18-game winning streak in 2012-13.

**15**

Big 12 Conference regular-season championships for KU in the league's 19-year existence.

**15**

Academic All-America First Team selections.

**18**

Championships for Kansas in the Bill Self-era - 11 Big 12 regular-season titles, six Big 12 postseason championships and one NCAA.

**18**

Undefeated home seasons at Allen Fieldhouse, including 2007-08, 2008-09, 2009-10, 2011-12 and 2014-15 under Bill Self.

**21**

Consecutive seasons Kansas has won 10 or more league games, starting in 1995 (53 times overall).

**23**

Or more victories for Kansas in each of the past 26 seasons.

**25**

Consecutive wins in Allen Fieldhouse, which ties for the ninth-longest home court winning streak in KU history.

**26**

Consecutive seasons KU has made the NCAA Tournament, the longest active streak in the nation.

**26**

Consecutive seasons Kansas has won 20 or more games, the longest active streak in the NCAA.

**27**

Consecutive seasons Kansas has led its conference in home attendance, dating back to 1986-87.

**28**

Consensus All-America First Team selections, the most of any NCAA Division I school.

**58**

Conference regular-season championships, most in NCAA Division I.

**197**

Kansas victories from the 2006-07 to 2011-12 seasons, the most in NCAA Division I history in a six-year span.

**228**

Consecutive sellouts in Allen Fieldhouse, dating back to 2001-02.

**354**

Victories for Bill Self in 12 seasons at Kansas. He is the fastest KU coach to reach 350 wins.

**729**

All-time Kansas victories inside Allen Fieldhouse. The historic building opened in 1955 and KU holds a 729-109 record in its home venue.

**2,155**

All-time Kansas men's basketball victories. Second most in NCAA Division I history.



2015-16 ACCOLADES

TEAM

USA Today Coaches' Preseason Poll ranked No. 5  
Preseason Big 12 Coaches poll ranked No. 1

CHEICK DIALLO

Kareem Abdul Jabbar Award Watch List  
Preseason Big 12 Freshman of the Year

PERRY ELLIS

Preseason Wooden Award Top 50  
Karl Malone Award Watch List  
Preseason All-Big 12 First Team

FRANK MASON III

Bob Cousy Award Watch List  
Preseason All-Big 12 Honorable Mention

SVIATOSLAV MYKHAILIUK

Julius Erving Award Watch List

WAYNE SELDEN JR.

Julius Erving Award Watch List

MOST POINTS IN A GAME (KU TOP-10)

- Score Opponent (Date)
- 150-95 - Kentucky (12-9-89)
  - 140-72 - Oral Roberts (1-14-93)
  - 134-73 - Niagara (1-9-97)
  - 132-65 - Elizabeth City State (1-18-90)
  - 127-82 - Iowa State (1-7-89)
  - 123-72 - Chaminade (11-23-15)
  - 122-58 - Md.-Baltimore Co. (11-23-91)
  - 121-65 - Central Missouri State (11-28-77)
  - 118-75 - Iowa State (3-9-90)
  - 115-45 - Brown (1-3-89)

MOST 3-POINT FGs (KU)

- FG Opponent (Date)
- 16 - at Baylor (1-25-2005)
  - 15 - vs. Chaminade (11-23-2015)
  - 15 - Northern Colorado (11-13-2015)
  - 15 - vs. Texas (3-16-2008)
  - 15 - American (12-29-2012)
  - 15 - at N.C. State (12-10-1994)
  - 14 - Tennessee Tech (11-27-2009)
  - 14 - Texas Tech (3-3-2008)
  - 14 - Cornell (1-2-1996)

THE SERIES

UCLA holds a 10-7 advantage over Kansas in a series which started in 1958. After UCLA won the first eight match-ups, Kansas is 7-2 against the Bruins in their last nine meetings. KU has won the last three battles with the last being in the semifinals of the 2011 Maui Invitational, a KU 72-56 win. The two meetings before 2011 were part of the Big 12/Pac 10 Hardwood Series with KU winning both contests in 2009 and 2010. Kansas and UCLA have met four times in the NCAA Tournament including the 1971 NCAA semifinals, a UCLA 68-60 win in Houston, the 1974 NCAA consolation game, a UCLA 78-61 win in Greensboro, North Carolina, the 1990 East Regional in Atlanta, a UCLA win 71-70, and the 2007 West Regional final in San Jose, a UCLA 68-55 win.

A KANSAS WIN WOULD...

Make Kansas 3-1... Advance KU to its second-straight and third overall Maui Invitational championship game... Improve Kansas to 13-6 all-time in the Maui Invitational, including 11-6 in games played at the Lahaina Civic Center... Give Kansas its fourth-straight win against UCLA... Narrow the KU-UCLA series to 10-8 in favor of the Bruins... Make KU 2-1 in neutral site games this season... Make Bill Self 355-78 while at Kansas and 562-184 all-time... Make Kansas 2,536-184 all-time

A KANSAS LOSS WOULD...

Make Kansas 2-2 on the season... Drop Kansas to 12-7 all-time in the Maui Invitational, including a 10-7 record in games played at the Lahaina Civic Center... End a Kansas three-game winning streak against UCLA... Give UCLA an 11-7 series advantage over Kansas... Make KU 1-2 in neutral site games this season... Make Bill Self 354-80 while at Kansas and 561-184 all-time... Make Kansas 2,155-833 all-time.

MAUI INVITATIONAL HISTORY

Kansas is participating in its sixth Maui Jim Maui Invitational where the Jayhawks have won the event once, 1996, and have a combined 12-6 record, 10-6 in games played in Maui. In KU's 1988 NCAA National Championship season, the Jayhawks placed fourth in the event going 1-2. Kansas won the 1996 Maui Invitational defeating LSU, California and Virginia. Raef LaFrentz was named the MVP. In 2001, KU finished third in the event with a 2-1 record. Drew Gooden was a member of the all-tournament team and was the first Jayhawk on the Maui Invitational all-tourney list which began in 2000. KU has appeared in the invitational two times under Bill Self. In 2005, the Jayhawks placed seventh losing to Arizona and Arkansas before defeating Chaminade. In 2011, KU finished runner-up defeating Georgetown and UCLA before falling to Duke in the title game. KU would later advance to the 2012 Final Four finishing runner-up. Jayhawk Thomas Robinson was named to the 2011 Maui all-tournament team.

Hawaii-wise, Kansas has also played in three Rainbow Classics as well in 1986-87, 1992-93 and 1997-98. Next season, Kansas will play Indiana in the 2016 Armed Forces Classic on Veterans Day, Nov. 11, at Pearl Harbor. The game will be part of a double-header with Arizona facing Michigan State.

CHAMINADE LEFTOVERS

- 100-POINT GAME: Kansas reached 100 points in a game for the second time this season and the 109th time in program history. The offensive output marks the most points scored in the Bill Self era, the most points scored in a neutral site game, and the sixth-most points in a game in program history. KU is averaging 101.7 points per game this season after Monday night's performance.
- 3-POINTERS: For the second time this season, KU made 15 3-pointers to tie for the second-most in program history. The Jayhawks also sank 15 treys against Northern Colorado in the season opener on Nov. 13. Through three games, Kansas is averaging 11.0 3-point field goals per game.
- ASSISTS: Kansas totaled 32 assists as a team – a game record during the Bill Self era and the most since dishing out 29 dimes against Yale on Jan. 4, 2006. The Jayhawks held a +2.3 assists-to-turnover ratio on Monday. (32 assists, 14 turnovers).
- IN THE PAINT & OFF THE BENCH: Kansas out-scored Chaminade 60 to 26 in points in the paint, and 61 to 29 in points off the bench.

Junior G Frank Mason III

- Scored the first seven points of the game for Kansas by the 17:27 mark of the first half.

MEDIA INFORMATION

Weekly Press Conference

Bill Self will conduct press conferences throughout the season. Media members should contact the communications office for accurate dates and times. Video of the press conference will stream live on KUAthletics.com. The 2014-15 press conference schedule: Nov. 30; Dec. 17-31; Jan. 7-14-21-28; Feb. 1-11-18-25; March 3-7-13.

Big 12 Teleconference

The Big 12 Conference conducts weekly interviews with every league head coach throughout the season. Bill Self's scheduled time is from 10:00-10:08 a.m. each week. Contact the Big 12 office for the appropriate phone number and for the entire lineup of coaches' times. Remaining schedule: Mondays-Dec. 14; Jan. 4-11-18-25; Feb. 1-8-15-22-29; March 7-14.

Hawk Talk Radio Show

Hawk Talk, Bill Self's radio show, airs every Monday during the season from 6-7 p.m. starting Nov. 2, on most Jayhawk Radio Network stations. Hawk Talk will originate from the Salty Iguana in Lawrence. Remaining schedule: Nov. 30; Dec. 7-14-28; Jan. 5-13-20-26; Feb. 1-8-16-24; March 1-7.

Credentials

Please apply at [www.KUAthletics.com/media](http://www.KUAthletics.com/media).

KANSAS MEN'S BASKETBALL  
NETWORK AFFILIATES

Abilene/Salina	KSAJ98.5 -FM	Lawrence	KKSJW-105.9 FM
Concordia	KNCK-94.9 FM	Liberal	KSCB-1270 AM
Dodge City	KZRD-93.9 FM	Marysville	KNDY-95.5 FM
Emporia	KVOE-1400 AM	Parsons	KLKC-1540 AM
Fort Scott	KMDO-1600 AM	Parsons	KLKC-93.5 FM
Fort Scott	KOMB-103.9 FM	Phillipsburg	KKAN-1490 AM
Garden City/Leoti	KBUF-1030 AM	Phillipsburg	KOMA-92.5 FM
Glen Elder/Beloit	KZDY-96.3 FM	Russell	KRSL-990 AM
Goodland/Colby	KWGB-97.9 FM	Topeka	KMAJ-1440 AM
Great Bend/Larned		Topeka	KWIC-99.3 FM
	KBGL-106.9 FM	Wellington	KWME-93.5 FM
Hays	KAYS-1400 AM	Wichita	KFH-1240 AM
Hutchinson	KSKU-94.7 FM	Wichita/Clearwater	KFH-98.7 FM
Iola	KIOL-1370 AM	Winfield	KKLE-1550 AM
Kansas City	KCSP-610 AM		
Lawrence	KLWN-1320 AM		

- Finished with 14 points on 5-of-9 shooting from the field with six rebounds and seven assists in 26 minutes.
- Co-led the team in assists (seven) with Wayne Selden Jr..

#### Senior F Perry Ellis

- Finished with 11 points and eight rebound in 24 minutes.
- Now has 628 career rebounds, tying Jeff Withey (2010-13) for 22nd on KU's all-time rebounds list.
- With 1,205 career points, sits two points away from passing Jacque Vaughn (1994-97; 1,207) on KU's all-time points list for 35th-place.

#### Junior G Wayne Selden Jr.

- Scored 18 points on 7-of-11 shooting with seven assists and five rebounds in 24 minutes.
- Co-led the team in assists (seven) with Frank Mason III.

#### Senior F Jamari Traylor

- Tied a career-high three blocked shots for the eighth time.

#### Sophomore G Devonte' Graham

- Finished with 15 points on 6-of-10 shooting from the field, including 3-of-5 from 3-point range, in 28 minutes.

#### Sophomore G Svi Mykhailiuk

- Scored a career-high 18 points on 6-of-11 shooting from 3-point range. All of his 18 points came from 3-point field goals.
- His career-high six 3-pointers are the most by a Jayhawk since Elijah Johnson made six at Iowa State on Feb. 25, 2013.

#### Senior G Evan Manning

- Scored three points on 1-of-1 shooting from 3-point range in three minutes of action.
- With six points this season, Manning has eclipsed his total points from the last two seasons as a junior (five) and a sophomore (four).

#### Junior F Landen Lucas

- Tied his career highs in points (13) and rebounds (12) for his second career double-double. Led KU in rebounding and shot 4 for 4 from the field and 5 of 6 from the free throw line in 17 minutes.
- Also recorded 12 rebounds at Oklahoma on March 7, 2015.
- Monday marked his third game with a career-high 13 points, also occurring at Oklahoma (3/7/15) and against TCU (3/7/15).

#### IN THE POLLS

Kansas is ranked No. 5 by the Associated Press and No. 7 in the *USA Today* Coaches' polls released Nov. 23. KU has been ranked in each of the last 126 AP polls which is the second longest active streak in NCAA Division I behind Duke's 158. The last time Kansas was not ranked by AP was during the 2008-09 season.

Under head coach Bill Self, Kansas has been ranked in the AP Top 25 for 212 weeks, which includes 150 weeks in the Top 10 and 83 times in the Top 5. In the coaches' poll, under Self, Kansas has been ranked 225 times with 163 in the top 10 and 99 in the top five.

Kansas entered the 2015-16 season ranked No. 4 by AP and No. 5 in the coaches' polls. This season's AP poll is the highest ranking for the Jayhawks since 2009-10 when they entered the season No. 1 in the country. The preseason ranking is the 10th time in the Bill Self era that the Jayhawks enter the season slotted seventh or higher, including each of the last four seasons – No. 5 in 2015-16 and 2014-15, No. 6 in 2013-14, and No. 7 in 2012-13.

Last season, KU entered the year No. 5 nationally in the coaches' poll and ended up No. 17. The Jayhawks were ranked in the top 10 in 12 times during the 2014-15 season.

#### THIS DAY IN KANSAS BASKETBALL HISTORY

##### Kansas is 8-0 all time on Nov. 24

**Nov. 24, 1989:** Led by tournament most valuable player Mark Randall, who scored double figures for the fourth-straight game, Kansas captured the Dodge Preseason NIT title with a 66-57 win over St. John's at historic Madison Square Garden in New York City. Randall finished the game with 25 points, while also pulling down 10 rebounds. Senior Kevin Pritchard led all players with five assists to complement his nine points. The Jayhawks swarming defense forced St. John's to commit 15 turnovers and held the Red Storm to 36 percent shooting from the field. Kansas would go on to finish 30-5 in 1989-90 and ranked No. 5 in the final national polls.

#### UP NEXT

Kansas will face either Wake Forest, coached by former KU legend Danny Manning, or Vanderbilt, on Wednesday, Nov. 25. Should KU defeat UCLA, it would play at 9 p.m. (Central) on ESPN in the championship game. Should Kansas lose to UCLA, it would play at 6:30 p.m. on ESPN2.

#### BIG 12 PRESEASON POLL

##### TEAM (FIRST-PLACE VOTES) POINTS

1. KANSAS (9) . . . . .	81
2. Oklahoma . . . . .	70
3. Iowa State (1) . . . . .	68
4. Texas . . . . .	51
5. Baylor . . . . .	49
6. West Virginia . . . . .	47
7. Oklahoma State . . . . .	33
8. Kansas State . . . . .	18
8. TCU . . . . .	18
10. Texas Tech . . . . .	15

Nine points were awarded for first place, eight for second, etc. Coaches are not permitted to vote for their own team.

#### JAYHAWKS IN THE NBA

Cole Aldrich (L.A. Clippers)  
 Cliff Alexander (Portland)  
 Darrell Arthur (Denver)  
 Tarik Black (L.A. Lakers)  
 Mario Chalmers (Memphis)  
 Nick Collison (Oklahoma City)  
 Joel Embiid (Philadelphia)  
 Drew Gooden (Washington)  
 Kirk Hinrich (Chicago)  
 Sasha Kaun (Cleveland)  
 Ben McLemore (Sacramento)  
 Marcus Morris (Detroit)  
 Markieff Morris (Phoenix)  
 Kelly Oubre Jr. (Washington)  
 Paul Pierce (L.A. Clippers)  
 Thomas Robinson (Brooklyn)  
 Brandon Rush (Golden State)  
 Andrew Wiggins (Minnesota)  
 Jeff Withey (Utah)

#### KANSAS IN THE BIG 12/NCAA

2015-16 BIG 12 (11.23.15); NCAA Top-100



##### TEAM

W-L Percentage (66.7, 2-1) . . . . .	T8 . . . . .
Rating Percentage Index (RPI) . . . . .	-- . . . . .
Scoring (101.7) . . . . .	1 . . . . .
Scoring Margin (+27.3) . . . . .	2 . . . . .
Field Goal Pct. (.520) . . . . .	1 . . . . .
3-point Pct. (.471) . . . . .	1 . . . . .
Rebounding (41.3) . . . . .	7 . . . . .
Scoring Defense (74.3) . . . . .	10 . . . . .
Free Throw Pct. (.762) . . . . .	2 . . . . .
FG Pct. Defense (.400) . . . . .	8 . . . . .
3FG Pct. Defense (.320) . . . . .	9 . . . . .
Rebounding Defense (33.7) . . . . .	4 . . . . .
Rebounding Margin (+7.7) . . . . .	5 . . . . .
Assists (23.7) . . . . .	1 . . . . .
Turnover Margin (+5.3) . . . . .	2 . . . . .
Blocked Shots (4.0) . . . . .	T5 . . . . .
Steals (7.7) . . . . .	5 . . . . .
Assist-to-Turnover Ratio (2.0) . . . . .	1 . . . . .
Made 3-pointers (11.0) . . . . .	T1 . . . . .

##### INDIVIDUAL (ALL GAMES)

###### SCORING

Perry Ellis (16.0) . . . . .	T7 . . . . .
Wayne Selden Jr. (15.0) . . . . .	T10 . . . . .

###### REBOUNDING

Landen Lucas (7.3) . . . . .	T10 . . . . .
------------------------------	---------------

###### ASSISTS

Frank Mason III (6.3) . . . . .	2 . . . . .
Devonte' Graham (5.0) . . . . .	T4 . . . . .
Wayne Selden Jr. (4.0) . . . . .	T10 . . . . .

###### FREE THROW PERCENTAGE (min 2.5 made)

Jamari Traylor (100.0) . . . . .	T1 . . . . .
Frank Mason III (.818) . . . . .	T14 . . . . .

###### STEALS

Devonte' Graham (2.0) . . . . .	T5 . . . . .
Frank Mason III (1.7) . . . . .	T12 . . . . .

###### 3-POINT FIELD GOALS PCT.

Svi Mykhailiuk (.538) . . . . .	7 . . . . .
Wayne Selden Jr. (.500) . . . . .	T9 . . . . .

###### 3-POINT FIELD GOALS MADE

Wayne Selden Jr. (3.0) . . . . .	T2 . . . . .
Svi Mykhailiuk (2.3) . . . . .	6 . . . . .
Devonte' Graham (1.7) . . . . .	T14 . . . . .

###### BLOCKED SHOTS

Hunter Mickelson (1.7) . . . . .	T5 . . . . .
Jamari Traylor (1.0) . . . . .	T13 . . . . .

###### ASSIST-TO-TURNOVER RATIO

Devonte' Graham (7.5) . . . . .	2 . . . . .
Frank Mason III (3.8) . . . . .	T4 . . . . .
Wayne Selden Jr. (1.7) . . . . .	T14 . . . . .

#### 2015-16 BIG 12 STANDINGS (11.23.15)

	W	L	W	L
Kansas State . . . . .	0	0	4	0
West Virginia . . . . .	0	0	4	0
Iowa State . . . . .	0	0	3	0
Oklahoma . . . . .	0	0	2	0
Oklahoma State . . . . .	0	0	4	1
Baylor . . . . .	0	0	3	1
Texas Tech . . . . .	0	0	2	1
<b>KANSAS . . . . .</b>	<b>0</b>	<b>0</b>	<b>2</b>	<b>1</b>
TCU . . . . .	0	0	2	1
Texas . . . . .	0	0	1	1



**Kansas Men's Basketball 2014-15**  
**Kansas Combined Team Statistics (as of Nov 23, 2015)**  
**All games**



<b>RECORD:</b>	<b>OVERALL</b>	<b>HOME</b>	<b>AWAY</b>	<b>NEUTRAL</b>
ALL GAMES	2-1	1-0	0-0	1-1
CONFERENCE	0-0	0-0	0-0	0-0
NON-CONFERENCE	2-1	1-0	0-0	1-1

#	Player	gp-gs	min	avg	Total		3-Point		F-Throw		Rebounds				pf	dq	a	to	blk	stl	pts	avg
					fg-fga	fg%	3fg-fga	3fg%	ft-fa	ft%	off	def	tot	avg								
34	Ellis, Perry	3-3	78	26.0	18-33	.545	1-3	.333	11-17	.647	6	10	16	5.3	4	0	1	1	0	1	48	16.0
01	Selden Jr., Wayne	3-3	74	24.7	14-31	.452	9-18	.500	8-10	.800	2	5	7	2.3	8	0	12	7	1	3	45	15.0
00	Mason III, Frank	3-3	83	27.7	13-30	.433	4-9	.444	9-11	.818	3	12	15	5.0	6	0	19	5	0	5	39	13.0
14	Greene, Brannen	2-0	23	11.5	6-6	1.000	5-5	1.000	7-8	.875	1	1	2	1.0	2	0	2	1	0	1	24	12.0
04	Graham, Devonte'	3-3	90	30.0	10-30	.333	5-15	.333	7-8	.875	0	8	8	2.7	4	0	15	2	0	6	32	10.7
10	Mykhailiuk, Svi	3-0	47	15.7	9-19	.474	7-13	.538	2-3	.667	1	3	4	1.3	5	0	5	1	2	1	27	9.0
33	Lucas, Landen	3-0	40	13.3	8-14	.571	0-0	.000	7-11	.636	6	16	22	7.3	6	0	6	6	1	1	23	7.7
15	Bragg Jr., Carlton	3-0	40	13.3	9-13	.692	0-1	.000	2-3	.667	1	8	9	3.0	5	0	2	4	0	1	20	6.7
31	Traylor, Jamari	3-3	53	17.7	5-6	.833	0-0	.000	8-8	1.000	6	11	17	5.7	9	0	4	1	3	2	18	6.0
02	Vick, Lagerald	2-0	26	13.0	4-7	.571	0-3	.000	1-2	.500	0	2	2	1.0	0	0	2	3	0	0	9	4.5
42	Mickelson, Hunter	3-0	28	9.3	6-7	.857	0-0	.000	1-1	1.000	1	7	8	2.7	4	0	1	0	5	2	13	4.3
05	Manning, Evan	2-0	6	3.0	2-2	1.000	2-2	1.000	0-0	.000	0	1	1	0.5	3	0	0	1	0	0	6	3.0
21	Young, Clay	2-0	6	3.0	0-0	.000	0-0	.000	1-2	.500	0	2	2	1.0	1	0	0	0	0	0	1	0.5
11	Self, Tyler	2-0	6	3.0	0-2	.000	0-1	.000	0-0	.000	1	0	1	0.5	2	0	2	2	0	0	0	0.0
Team											6	4	10					1				
Total.....		3	600		104-200	.520	33-70	.471	64-84	.762	34	90	124	41.3	59	0	71	35	12	23	305	101.7
Opponents.....		3	600		74-185	.400	24-75	.320	51-63	.810	28	73	101	33.7	81	-	38	51	10	14	223	74.3

<b>TEAM STATISTICS</b>	<b>KU</b>	<b>OPP</b>
SCORING	305	223
Points per game	101.7	74.3
Scoring margin	+27.3	-
FIELD GOALS-ATT	104-200	74-185
Field goal pct	.520	.400
3 POINT FG-ATT	33-70	24-75
3-point FG pct	.471	.320
3-pt FG made per game	11.0	8.0
FREE THROWS-ATT	64-84	51-63
Free throw pct	.762	.810
F-Throws made per game	21.3	17.0
REBOUNDS	124	101
Rebounds per game	41.3	33.7
Rebounding margin	+7.7	-
ASSISTS	71	38
Assists per game	23.7	12.7
TURNOVERS	35	51
Turnovers per game	11.7	17.0
Turnover margin	+5.3	-
Assist/turnover ratio	2.0	0.7
STEALS	23	14
Steals per game	7.7	4.7
BLOCKS	12	10
Blocks per game	4.0	3.3
ATTENDANCE	16300	23861
Home games-Avg/Game	1-16300	0-0
Neutral site-Avg/Game	-	2-11930

<b>Date</b>	<b>Opponent</b>		<b>Score</b>	<b>Att.</b>
11/13/15	NORTHERN COLORADO	W	109-72	16300
11/17/15	vs Michigan State	L	73-79	21461
11-23-15	vs CHAMINADE	W	123-72	2400

\* - Conference game

<b>Score by Periods</b>	<b>1st</b>	<b>2nd</b>	<b>Totals</b>
Kansas	147	158	305
Opponents	99	124	223



Kansas Men's Basketball 2014-15  
Kansas Team Game-by-Game Comparison (as of Nov 23, 2015)  
All games



Opponent	1st	2nd	Score	Mar	Total FG	FG Pct	3-Pointers	3FG Pct	Free Throws	FT Pct	Rebounds	Assist	T/Over	Block	Steal	Fouls
NORTHERN COLORADO	53/31	56/41	109-72	+37	34-61/22-56	.557/.393	15-26/7-21	.577/.333	26-34/21-26	.765/.808	38/30 +8	27/8	15/21	4/1	7/6	24/35
Michigan State	41/35	32/44	73-79	(6)	23-66/28-60	.348/.467	3-15/9-21	.200/.429	24-30/14-16	.800/.875	35/45 (10)	12/20	6/16	1/8	7/1	18/25
CHAMINADE	53/33	70/39	123-72	+51	47-73/24-69	.644/.348	15-29/8-33	.517/.242	14-20/16-21	.700/.762	51/26 +25	32/10	14/14	7/1	9/7	17/21

Note: Game totals are displayed in the format TEAM/OPPONENT for each category



**Kansas Men's Basketball 2014-15**  
**Kansas Game-by-Game Highs (as of Nov 23, 2015)**  
**All games**



Opponent	Date	Score	Points	Rebounds	Assists	Steals	Blocked shots
NORTHERN COLORADO	11/13/15	109-72	18-Greene, Brannen	7-Traylor, Jamari Mickelson, Hunter	9-Mason III, Frank	3-Graham, Devonte'	3-Mickelson, Hunter
vs Michigan State	11/17/15	73-79	21-Ellis, Perry	7-Traylor, Jamari Lucas, Landen	4-Graham, Devonte'	3-Mason III, Frank	1-Mykhailiuk, Svi
vs CHAMINADE	11-23-15	123-72	18-Selden Jr., Wayne Mykhailiuk, Svi	12-Lucas, Landen	7-Mason III, Frank Selden Jr., Wayne	2-Graham, Devonte' Traylor, Jamari	3-Traylor, Jamari





**Kansas Men's Basketball 2014-15**  
**Kansas Individual Game-by-Game (as of Nov 23, 2015)**  
**All games**



**#00 Mason III, Frank**

Opponent	Date	gs	min	Total		3-Pointers		Free throws		Rebounds				pf	a	t/o	blk	stl	pts	avg
				fg-fga	pct	3fg-fga	pct	ft-fa	pct	off	def	tot	avg							
NORTHERN COLORADO	11/13/15	*	23	3-6	.500	3-3	1.000	2-2	1.000	1	3	4	4.0	2	9	2	0	1	11	11.0
vs Michigan State	11/17/15	*	34	5-15	.333	0-3	.000	4-6	.667	0	5	5	4.5	2	3	1	0	3	14	12.5
vs CHAMINADE	11-23-15	*	26	5-9	.556	1-3	.333	3-3	1.000	2	4	6	5.0	2	7	2	0	1	14	13.0
Totals		3	83	13-30	.433	4-9	.444	9-11	.818	3	12	15	5.0	6	19	5	0	5	39	13.0

Games played: 3  
Minutes/game: 27.7  
Points/game: 13.0  
FG Pct: 43.3  
3FG Pct: 44.4  
FT Pct: 81.8

Rebounds/game: 5.0  
Assists/game: 6.3  
Turnovers/game: 1.7  
Assist/turnover ratio: 3.8  
Steals/game: 1.7

**#01 Selden Jr., Wayne**

Opponent	Date	gs	min	Total		3-Pointers		Free throws		Rebounds				pf	a	t/o	blk	stl	pts	avg
				fg-fga	pct	3fg-fga	pct	ft-fa	pct	off	def	tot	avg							
NORTHERN COLORADO	11/13/15	*	23	4-8	.500	3-6	.500	4-5	.800	0	1	1	1.0	2	4	1	0	0	15	15.0
vs Michigan State	11/17/15	*	27	3-12	.250	2-6	.333	4-4	1.000	1	0	1	1.0	3	1	2	0	2	12	13.5
vs CHAMINADE	11-23-15	*	24	7-11	.636	4-6	.667	0-1	.000	1	4	5	2.3	3	7	4	1	1	18	15.0
Totals		3	74	14-31	.452	9-18	.500	8-10	.800	2	5	7	2.3	8	12	7	1	3	45	15.0

Games played: 3  
Minutes/game: 24.7  
Points/game: 15.0  
FG Pct: 45.2  
3FG Pct: 50.0  
FT Pct: 80.0

Rebounds/game: 2.3  
Assists/game: 4.0  
Turnovers/game: 2.3  
Assist/turnover ratio: 1.7  
Steals/game: 1.0  
Blocks/game: 0.3

**#02 Vick, Lagerald**

Opponent	Date	gs	min	Total		3-Pointers		Free throws		Rebounds				pf	a	t/o	blk	stl	pts	avg
				fg-fga	pct	3fg-fga	pct	ft-fa	pct	off	def	tot	avg							
NORTHERN COLORADO	11/13/15		11	1-2	.500	0-1	.000	1-2	.500	0	0	0	0.0	0	0	1	0	0	3	3.0
vs CHAMINADE	11-23-15		15	3-5	.600	0-2	.000	0-0	.000	0	2	2	1.0	0	2	2	0	0	6	4.5
Totals		0	26	4-7	.571	0-3	.000	1-2	.500	0	2	2	1.0	0	2	3	0	0	9	4.5

Games played: 2  
Minutes/game: 13.0  
Points/game: 4.5  
FG Pct: 57.1  
3FG Pct: 0.0  
FT Pct: 50.0

Rebounds/game: 1.0  
Assists/game: 1.0  
Turnovers/game: 1.5  
Assist/turnover ratio: 0.7

**#04 Graham, Devonte'**

Opponent	Date	gs	min	Total		3-Pointers		Free throws		Rebounds				pf	a	t/o	blk	stl	pts	avg
				fg-fga	pct	3fg-fga	pct	ft-fa	pct	off	def	tot	avg							
NORTHERN COLORADO	11/13/15	*	24	3-11	.273	2-6	.333	5-6	.833	0	3	3	3.0	3	8	1	0	3	13	13.0
vs Michigan State	11/17/15	*	38	1-9	.111	0-4	.000	2-2	1.000	0	2	2	2.5	0	4	1	0	1	4	8.5
vs CHAMINADE	11-23-15	*	28	6-10	.600	3-5	.600	0-0	.000	0	3	3	2.7	1	3	0	0	2	15	10.7
Totals		3	90	10-30	.333	5-15	.333	7-8	.875	0	8	8	2.7	4	15	2	0	6	32	10.7

Games played: 3  
Minutes/game: 30.0  
Points/game: 10.7  
FG Pct: 33.3  
3FG Pct: 33.3  
FT Pct: 87.5

Rebounds/game: 2.7  
Assists/game: 5.0  
Turnovers/game: 0.7  
Assist/turnover ratio: 7.5  
Steals/game: 2.0



**Kansas Men's Basketball 2014-15**  
**Kansas Individual Game-by-Game (as of Nov 23, 2015)**  
**All games**



**#05 Manning, Evan**

Opponent	Date	gs	min	Total		3-Pointers		Free throws		Rebounds				pf	a	t/o	blk	stl	pts	avg
				fg-fga	pct	3fg-fga	pct	ft-fa	pct	off	def	tot	avg							
NORTHERN COLORADO	11/13/15		3	1-1	1.000	1-1	1.000	0-0	.000	0	1	1	1.0	2	0	1	0	0	3	3.0
vs CHAMINADE	11-23-15		3	1-1	1.000	1-1	1.000	0-0	.000	0	0	0	0.5	1	0	0	0	0	3	3.0
Totals		0	6	2-2	1.000	2-2	1.000	0-0	.000	0	1	1	0.5	3	0	1	0	0	6	3.0

Games played: 2  
 Minutes/game: 3.0  
 Points/game: 3.0  
 FG Pct: 100.0  
 3FG Pct: 100.0

Rebounds/game: 0.5  
 Turnovers/game: 0.5

**#10 Mykhailiuk, Svi**

Opponent	Date	gs	min	Total		3-Pointers		Free throws		Rebounds				pf	a	t/o	blk	stl	pts	avg
				fg-fga	pct	3fg-fga	pct	ft-fa	pct	off	def	tot	avg							
NORTHERN COLORADO	11/13/15		16	2-3	.667	1-2	.500	0-1	.000	0	0	0	0.0	0	0	0	1	0	5	5.0
vs Michigan State	11/17/15		12	1-4	.250	0-0	.000	2-2	1.000	0	1	1	0.5	3	2	0	1	0	4	4.5
vs CHAMINADE	11-23-15		19	6-12	.500	6-11	.545	0-0	.000	1	2	3	1.3	2	3	1	0	1	18	9.0
Totals		0	47	9-19	.474	7-13	.538	2-3	.667	1	3	4	1.3	5	5	1	2	1	27	9.0

Games played: 3  
 Minutes/game: 15.7  
 Points/game: 9.0  
 FG Pct: 47.4  
 3FG Pct: 53.8  
 FT Pct: 66.7

Rebounds/game: 1.3  
 Assists/game: 1.7  
 Turnovers/game: 0.3  
 Assist/turnover ratio: 5.0  
 Steals/game: 0.3  
 Blocks/game: 0.7

**#11 Self, Tyler**

Opponent	Date	gs	min	Total		3-Pointers		Free throws		Rebounds				pf	a	t/o	blk	stl	pts	avg
				fg-fga	pct	3fg-fga	pct	ft-fa	pct	off	def	tot	avg							
NORTHERN COLORADO	11/13/15		3	0-1	.000	0-0	.000	0-0	.000	0	0	0	0.0	2	1	2	0	0	0	0.0
vs CHAMINADE	11-23-15		3	0-1	.000	0-1	.000	0-0	.000	1	0	1	0.5	0	1	0	0	0	0	0.0
Totals		0	6	0-2	.000	0-1	.000	0-0	.000	1	0	1	0.5	2	2	2	0	0	0	0.0

Games played: 2  
 Minutes/game: 3.0  
 FG Pct: 0.0  
 3FG Pct: 0.0

Rebounds/game: 0.5  
 Assists/game: 1.0  
 Turnovers/game: 1.0  
 Assist/turnover ratio: 1.0

**#14 Greene, Brannen**

Opponent	Date	gs	min	Total		3-Pointers		Free throws		Rebounds				pf	a	t/o	blk	stl	pts	avg
				fg-fga	pct	3fg-fga	pct	ft-fa	pct	off	def	tot	avg							
NORTHERN COLORADO	11/13/15		14	6-6	1.000	5-5	1.000	1-2	.500	1	1	2	2.0	0	1	1	0	1	18	18.0
vs Michigan State	11/17/15		9	0-0	.000	0-0	.000	6-6	1.000	0	0	0	1.0	2	1	0	0	0	6	12.0
Totals		0	23	6-6	1.000	5-5	1.000	7-8	.875	1	1	2	1.0	2	2	1	0	1	24	12.0

Games played: 2  
 Minutes/game: 11.5  
 Points/game: 12.0  
 FG Pct: 100.0  
 3FG Pct: 100.0  
 FT Pct: 87.5

Rebounds/game: 1.0  
 Assists/game: 1.0  
 Turnovers/game: 0.5  
 Assist/turnover ratio: 2.0  
 Steals/game: 0.5



**Kansas Men's Basketball 2014-15**  
**Kansas Individual Game-by-Game (as of Nov 23, 2015)**  
**All games**



**#15 Bragg Jr., Carlton**

Opponent	Date	gs	min	Total		3-Pointers		Free throws		Rebounds				pf	a	t/o	blk	stl	pts	avg
				fg-fga	pct	3fg-fga	pct	ft-fa	pct	off	def	tot	avg							
NORTHERN COLORADO	11/13/15		17	3-6	.500	0-1	.000	1-2	.500	1	2	3	3.0	3	0	3	0	1	7	7.0
vs Michigan State	11/17/15		11	2-2	1.000	0-0	.000	0-0	.000	0	0	0	1.5	1	0	0	0	0	4	5.5
vs CHAMINADE	11-23-15		12	4-5	.800	0-0	.000	1-1	1.000	0	6	6	3.0	1	2	1	0	0	9	6.7
Totals		0	40	9-13	.692	0-1	.000	2-3	.667	1	8	9	3.0	5	2	4	0	1	20	6.7

Games played: 3  
Minutes/game: 13.3  
Points/game: 6.7  
FG Pct: 69.2  
3FG Pct: 0.0  
FT Pct: 66.7

Rebounds/game: 3.0  
Assists/game: 0.7  
Turnovers/game: 1.3  
Assist/turnover ratio: 0.5  
Steals/game: 0.3

**#21 Young, Clay**

Opponent	Date	gs	min	Total		3-Pointers		Free throws		Rebounds				pf	a	t/o	blk	stl	pts	avg
				fg-fga	pct	3fg-fga	pct	ft-fa	pct	off	def	tot	avg							
NORTHERN COLORADO	11/13/15		3	0-0	.000	0-0	.000	0-0	.000	0	1	1	1.0	0	0	0	0	0	0	0.0
vs CHAMINADE	11-23-15		3	0-0	.000	0-0	.000	1-2	.500	0	1	1	1.0	1	0	0	0	0	1	0.5
Totals		0	6	0-0	.000	0-0	.000	1-2	.500	0	2	2	1.0	1	0	0	0	0	1	0.5

Games played: 2  
Minutes/game: 3.0  
Points/game: 0.5  
FT Pct: 50.0

Rebounds/game: 1.0

**#31 Traylor, Jamari**

Opponent	Date	gs	min	Total		3-Pointers		Free throws		Rebounds				pf	a	t/o	blk	stl	pts	avg
				fg-fga	pct	3fg-fga	pct	ft-fa	pct	off	def	tot	avg							
NORTHERN COLORADO	11/13/15	*	21	2-3	.667	0-0	.000	4-4	1.000	2	5	7	7.0	2	3	0	0	0	8	8.0
vs Michigan State	11/17/15	*	18	1-1	1.000	0-0	.000	4-4	1.000	3	4	7	7.0	4	0	0	0	0	6	7.0
vs CHAMINADE	11-23-15	*	14	2-2	1.000	0-0	.000	0-0	.000	1	2	3	5.7	3	1	1	3	2	4	6.0
Totals		3	53	5-6	.833	0-0	.000	8-8	1.000	6	11	17	5.7	9	4	1	3	2	18	6.0

Games played: 3  
Minutes/game: 17.7  
Points/game: 6.0  
FG Pct: 83.3  
FT Pct: 100.0

Rebounds/game: 5.7  
Assists/game: 1.3  
Turnovers/game: 0.3  
Assist/turnover ratio: 4.0  
Steals/game: 0.7  
Blocks/game: 1.0

**#33 Lucas, Landen**

Opponent	Date	gs	min	Total		3-Pointers		Free throws		Rebounds				pf	a	t/o	blk	stl	pts	avg
				fg-fga	pct	3fg-fga	pct	ft-fa	pct	off	def	tot	avg							
NORTHERN COLORADO	11/13/15		9	3-5	.600	0-0	.000	2-4	.500	1	2	3	3.0	4	1	2	0	0	8	8.0
vs Michigan State	11/17/15		14	1-5	.200	0-0	.000	0-1	.000	1	6	7	5.0	2	1	1	0	0	2	5.0
vs CHAMINADE	11-23-15		17	4-4	1.000	0-0	.000	5-6	.833	4	8	12	7.3	0	4	3	1	1	13	7.7
Totals		0	40	8-14	.571	0-0	.000	7-11	.636	6	16	22	7.3	6	6	6	1	1	23	7.7

Games played: 3  
Minutes/game: 13.3  
Points/game: 7.7  
FG Pct: 57.1  
FT Pct: 63.6

Rebounds/game: 7.3  
Assists/game: 2.0  
Turnovers/game: 2.0  
Assist/turnover ratio: 1.0  
Steals/game: 0.3  
Blocks/game: 0.3



**Kansas Men's Basketball 2014-15**  
**Kansas Individual Game-by-Game (as of Nov 23, 2015)**  
**All games**



**#34 Ellis, Perry**

Opponent	Date	gs	min	Total		3-Pointers		Free throws		Rebounds				pf	a	t/o	blk	stl	pts	avg	
				fg-fga	pct	3fg-fga	pct	ft-fga	pct	off	def	tot	avg								
NORTHERN COLORADO	11/13/15	*	20	5-7	.714	0-1	.000	6-6	1.000	0	2	2	2.0	2	0	1	0	0	16	16.0	
vs Michigan State	11/17/15	*	34	9-18	.500	1-2	.500	2-5	.400	3	3	6	4.0	0	0	0	0	1	21	18.5	
vs CHAMINADE	11-23-15	*	24	4-8	.500	0-0	.000	3-6	.500	3	5	8	5.3	2	1	0	0	0	11	16.0	
Totals			3	78	18-33	.545	1-3	.333	11-17	.647	6	10	16	5.3	4	1	1	0	1	48	16.0

Games played: 3  
 Minutes/game: 26.0  
 Points/game: 16.0  
 FG Pct: 54.5  
 3FG Pct: 33.3  
 FT Pct: 64.7

Rebounds/game: 5.3  
 Assists/game: 0.3  
 Turnovers/game: 0.3  
 Assist/turnover ratio: 1.0  
 Steals/game: 0.3

**#42 Mickelson, Hunter**

Opponent	Date	gs	min	Total		3-Pointers		Free throws		Rebounds				pf	a	t/o	blk	stl	pts	avg
				fg-fga	pct	3fg-fga	pct	ft-fga	pct	off	def	tot	avg							
NORTHERN COLORADO	11/13/15		13	1-2	.500	0-0	.000	0-0	.000	1	6	7	7.0	2	0	0	3	1	2	2.0
vs Michigan State	11/17/15		3	0-0	.000	0-0	.000	0-0	.000	0	1	1	4.0	1	0	0	0	0	0	1.0
vs CHAMINADE	11-23-15		12	5-5	1.000	0-0	.000	1-1	1.000	0	0	0	2.7	1	1	0	2	1	11	4.3
Totals		0	28	6-7	.857	0-0	.000	1-1	1.000	1	7	8	2.7	4	1	0	5	2	13	4.3

Games played: 3  
 Minutes/game: 9.3  
 Points/game: 4.3  
 FG Pct: 85.7  
 FT Pct: 100.0

Rebounds/game: 2.7  
 Assists/game: 0.3  
 Assist/turnover ratio: 99.9  
 Steals/game: 0.7  
 Blocks/game: 1.7

**#TM TEAM**

Opponent	Date	gs	min	Total		3-Pointers		Free throws		Rebounds				pf	a	t/o	blk	stl	pts	avg
				fg-fga	pct	3fg-fga	pct	ft-fga	pct	off	def	tot	avg							
NORTHERN COLORADO	11/13/15		0	0-0	.000	0-0	.000	0-0	.000	2	2	4	4.0	0	0	0	0	0	0.0	
vs Michigan State	11/17/15		0	0-0	.000	0-0	.000	0-0	.000	4	1	5	4.5	0	0	1	0	0	0.0	
vs CHAMINADE	11-23-15		0	0-0	.000	0-0	.000	0-0	.000	0	1	1	3.3	0	0	0	0	0	0.0	
Totals			0	0	0-0	.000	0-0	.000	0-0	.000	6	4	10	3.3	0	0	1	0	0	0.0

Games played: 3

Rebounds/game: 3.3  
 Turnovers/game: 0.3