

KANSAS MEN'S BASKETBALL

STRXIGHT



PERRY ELLIS
ALL-BIG 12 FIRST TEAM



FRANK MASON III
ALL-BIG 12 SECOND TEAM



KELLY OUBRE, JR.
ALL-BIG 12 HONORABLE MENTION



WAYNE SELDEN, JR.
ALL-BIG 12 HONORABLE MENTION



2015 NCAA TOURNAMENT NOTES

GAME NOTES

SCHEDULE

OVERALL 26-8 | BIG 12 13-5 | H 16-0 | A 5-6 | N 5-2

NOVEMBER

14	UC Santa Barbara	JTV/ESPN3	W, 69-59
18	vs. Kentucky! (1/1)	ESPN	L, 40-72
24	Rider&	JTV/ESPN3	W, 87-60
27	vs. Rhode Island& (rv/rv)	ESPN2	W, 76-60
28	Tennessee&	ESPN	W, 82-67
30	Michigan State& (20/19)	ESPN	W, 61-56

DECEMBER

5	Florida@ (rv/24)	ESPN	W, 71-65
10	at Georgetown (rv/rv)	FS1	W, 75-70
13	Utah- (13/14)	ESPN	W, 63-60
20	Lafayette	JTV/ESPN3	W, 96-69
22	at Temple	ESPN2	L, 52-77
30	Kent State	JTV/ESPN3	W, 78-62

JANUARY

4	UNLV (rv/--)	CBS	W, 76-61
7	at Baylor* (21/22)	ESPNU	W, 56-55
10	Texas Tech*	ESPNU	W, 86-54
13	Oklahoma State* (24/24)	ESPN2	W, 67-57
17	at Iowa State* (11/13)	ESPN	L, 81-86
19	Oklahoma* (19/20)	ESPN	W, 85-78
24	at Texas* (17/18)	CBS	W, 75-62
28	at TCU*	ESPNU	W, 64-61
31	Kansas State* (--/rv)	ESPN	W, 68-57

FEBRUARY

2	Iowa State* (11/14)	ESPN	W, 89-76
7	at Oklahoma State* (rv/-)	ESPN	L, 62-67
10	at Texas Tech*	ESPN2	W, 73-51
14	Baylor* (16/16)	CBS	W, 74-64
16	at West Virginia* (23/22)	ESPN	L, 61-62
21	TCU*	ESPN2	W, 81-72
23	at Kansas State*	ESPN	L, 63-70
28	Texas* (rv/--)	ESPN	W, 69-64

MARCH

3	West Virginia* (20/20)	ESPN2	W(ot), 76-69
7	at Oklahoma* (15/15)	ESPN	L, 73-75
12	%TCU	ESPN2	W, 64-59
13	%Baylor (16/16)	ESPN2	W, 62-52
14	%Iowa State (13/15)	ESPN	L, 66-70
20	#New Mexico State	CBS	11:15 a.m.

All times Central and subject to change
(Associated Press/USA Today Coaches' poll rankings at tip)
! Champions Classic
& Orlando Classic
@ Big 12/SEC Challenge
- Kansas City Shootout
* Big 12 Conference game
% Big 12 Championship
NCAA Tournament



KANSAS

MEN'S BASKETBALL

CHRIS THEISEN
Assistant AD for Communications
e theisen@ku.edu c 785.331.9356

ALISSA BAUER
Assistant Communications Director
e anbauer@ku.edu c 785.840.5852
KUathletics.com

G35

NO. 2 KANSAS (26-8, 13-5) VS. NO. 15 NEW MEXICO STATE (23-10, 13-1)

Friday, March 20 • Omaha, Nebraska • CenturyLink Center (17,560) • 11:15 a.m. (Central) • CBS

NCAA TOURNAMENT

Kansas (26-8, 13-5 Big 12) is the No. 2 seed in the NCAA Men's Basketball Tournament Midwest Regional as selected March 15. KU will take on No. 15-seeded New Mexico State (23-10, 13-1 WAC) from the Western Athletic Conference (WAC) on Friday, March 20, at 11:15 a.m. (Central) at the CenturyLink Center Omaha in Omaha, Nebraska. The game will be televised on CBS. Kansas will have open practice in the venue on Thursday, March 19, from 1:30-2:10 p.m.

Kansas is making its 44th NCAA Tournament appearance and its 26th-consecutive trip to the tournament, the longest active streak in the nation. KU is a No. 2 seed for the second-straight season and seventh time since seeding began in 1979. The Jayhawks were a two seed in 1990-93-96, 2002-12-14-15. In 2012, KU was a No. 2 seed, advanced to its 14th Final Four and the NCAA championship game.

KU, which is ranked No. 10 in the latest Associated Press and No. 11 *USA Today* Coaches polls, has won 11-straight, 15 Big 12 and an NCAA best 58 regular-season conference championships, including the 2015 title.

ABOUT KANSAS

No. 10/11 Kansas won the Big 12 Conference regular-season outright on March 3 with a two-game lead and one league game remaining over nationally-ranked teams Iowa State and Oklahoma. The Jayhawks advanced to the finals of the 2015 Big 12 Championship at Sprint Center in Kansas City, Missouri, before losing to No. 13/15 Iowa State, 70-66. KU averages 71.2 points per game and has a +6.5 scoring margin. KU has outrebounded 21 of 34 opponents holds a +3.6 rebound margin. KU has outshot 24 of its 34 opponents in 2014-15.

After missing two games due to a knee injury suffered in the home season finale against West Virginia (3/3), All-Big 12 First Team selection, junior F **Perry Ellis** returned to the starting lineup and scored 11 points and pulled down six rebounds in the Big 12 Championship semifinal win against No. 16/16 Baylor (3/13). A 2015 Academic All-Big 12 First Team honoree, Ellis leads KU with a 13.8 scoring average and 7.0 rebound average. He is the only player in the Big 12 to rank sixth or higher in scoring (sixth) and rebounding (fourth). All-Big 12 Second Team selection, sophomore G **Frank Mason III**, is second in scoring at 12.3 points per game. He scored a career-high-tying 21 points at OU (3/7) in the regular-season finale. Mason leads KU with 4.0 assists, which is fifth in the Big 12, and 1.5 steals per game, good for eighth in the conference. His 37 three-pointers made this season are third-most on the team. Big 12 Championship All-Tournament Team selection, sophomore G **Wayne Selden, Jr.**, scored back-to-back 20-plus point games in the semifinals and final at the league tournament. Included was a career-high 25 points against Iowa State in the title game (3/14). Against Baylor (3/13), he had 20 points and pulled down a career-high eight rebounds. Selden averages 9.8 points, 2.9 rebounds and 2.8 assists per game, which is 12th in the league. He has made a team-high 46 three-pointers. All-Big 12 Honorable Mention honoree, freshman G **Kelly Oubre, Jr.**, averaged 12.3 points in the conference tournament. Included was a career-high 25 points against TCU (3/12), which included 15 free throws made. For the season, Oubre averages 9.3 points, 5.0 rebounds and is second on the team with 39 steals. Sophomore F **Landen Lucas**, who has 12 starts in 2014-15, rounds out the KU starters. Lucas has started the last four games and is averaging 9.0 points and 7.5 rebounds in that span. Lucas averages 3.4 points and 4.0 rebounds for the season.

Junior F **Jamari Traylor** has started four of the last six games and 18 games this season. His 36 blocked shots are second on the team and he averages 4.7 points and 3.6 rebounds per game. Sophomore G **Brannen Greene** averages 5.8 points and is second on the team with 38 three-pointers made. He makes 40.9 percent from beyond the arc in 2014-15. Freshman G **Devonte' Graham** is scoring 5.1 points per game and is third on the team with 54 assists. Redshirt junior F **Hunter Mickelson** has averaged 11.0 minutes in his last five games while playing 7.3 mpg for the season. Mickelson scored five points and pulled down six rebounds at Oklahoma (3/7) and averages 2.4 points and 1.9 boards for the season. Freshman F **Cliff Alexander** (7.1 ppg, 5.3 rpg, 1.3 blocked shots per game, six starts) has sat out the last six KU contests as a precautionary measure after the NCAA alerted KU about issues that could affect Alexander's eligibility.



26-8, 13-5	w-l	23-10, 13-1
No. 10/11	rank	--/--
71.2	ppg	68.5
.440	fg%	.466
37.9	rpg	35.5
13.3	apg	12.1
5.0	blks	3.7
6.5	stls	6.3
.395	ofg%	.421

TELEVISION

CBS with Marv Albert, Len Elmore, Chris Webber and Craig Sager calling the action. Scott Cockerill is the producer.

RADIO

Jayhawk Radio Network affiliates. Bob Davis (play-by-play) and Greg Gurley (color) call the action. Bob Newton is the producer/engineer. All KU games can be heard on the internet via www.KUathletics.com. Westwood One Sports with Kevin Kugler and Will Perdue.

last game STARTERS



MIN 33.7
PPG 12.3
FG% .432
3FG% .407
AST 4.0

FRANK MASON III
0 • SOPHOMORE



MIN 29.9
PPG 9.8
FG% .387
3FG% .371
AST 2.8

WAYNE SELDEN, JR.
1 • SOPHOMORE



MIN 20.9
PPG 9.3
FG% .448
3FG% .360
REB 5.0

KELLY OUBRE, JR.
12 • FRESHMAN



MIN 28.8
PPG 13.8
FG% .459
REB 7.0
BLK 0.7

PERRY ELLIS
34 • JUNIOR



MIN 14.6
PPG 3.4
FG% .528
REB 4.0
BLK 0.6

LANDEN LUCAS
33 • SOPHOMORE


NUMERICAL ROSTER

NO.	NAME	POS.	HT.	WT.	YR.	EXP.	HOMETOWN / HIGH SCHOOL / PREVIOUS SCHOOL
0	Frank Mason III	G	5-11	185	So.	1L	Petersburg, Virginia / Massanutten Military Academy
1	Wayne Selden, Jr.	G	6-5	230	So.	1L	Roxbury, Massachusetts / Tilton School [N.H.]
2	Cliff Alexander	F	6-8	240	Fr.	HS	Chicago, Illinois / Curie HS
4	Devonte' Graham	G	6-2	175	Fr.	HS	Raleigh, North Carolina / Brewster Academy [N.H.]
5	Evan Manning	G	6-3	170	Jr.	2L	Lawrence, Kansas / New Hampton Prep [N.H.]
10	Sviatoslav Mykhailiuk	G	6-8	195	Fr.	HS	Cherkasy, Ukraine
11	Tyler Self	G	6-2	165	R-So.	1L	Lawrence, Kansas / Free State HS
12	Kelly Oubre, Jr.	G	6-7	200	Fr.	HS	New Orleans, Louisiana / Findlay Prep [Nev.]
14	Brannen Greene	G	6-7	215	So.	1L	Juliette, Georgia / Tift County HS
15	Christian Garrett	G	6-4	185	Sr.	3L	Los Angeles, California / IMG Academy [Fla.]
22	Josh Pollard	G	6-4	200	Fr.	HS	Cedar Hills, Utah / Orem HS
31	Jamari Traylor	F	6-8	220	Jr.	2L	Chicago, Illinois / IMG Academy [Fla.]
33	Landen Lucas	F	6-10	240	So.	1L	Portland, Oregon / Westview HS
34	Perry Ellis	F	6-8	225	Jr.	2L	Wichita, Kansas / Wichita Heights HS
42	Hunter Mickelson	F	6-10	245	R-Jr.	TR	Jonesboro, Arkansas / Westside HS / Arkansas

COACHING STAFF

NAME	POSITION // YEAR AT KU	ALMA MATER // YEAR
Bill Self	Head Coach // 12th	Oklahoma State // 1985
Kurtis Townsend	Assistant Coach // 11th	Western Kentucky // 1982
Norm Roberts	Assistant Coach // 4th	Queens College // 1987
Jerrance Howard	Assistant Coach // 2nd	Illinois // 2004
Brennan Bechard	Dir. of Operations // 6th	Kansas // 2009
James Cox	Video Coordinator // 1st	Kansas // 2012
Fred Quartlebaum	Dir. of S-A Development // 2nd	Fordham // 1989

RADIO/TV ROSTER



0 FRANK MASON III
So. / G / 5-11 / 185
Petersburg, Va.




1 WAYNE SELDEN, JR.
So. / G / 6-5 / 230
Roxbury, Mass.



2 CLIFF ALEXANDER
Fr. / F / 6-8 / 240
Chicago, Ill.




4 DEVONTE' GRAHAM
Fr. / G / 6-2 / 175
Raleigh, N.C.




5 EVAN MANNING
Jr. / G / 6-3 / 170
Lawrence, Kan.



10 SVIATOSLAV MYKHAILIUK
Fr. / G / 6-8 / 195
Cherkasy, Ukraine



11 TYLER SELF
R So. / G / 6-2 / 165
Lawrence, Kan.



12 KELLY OUBRE, JR.
Fr. / G / 6-7 / 200
New Orleans, La.



14 BRANNEN GREENE
So. / G / 6-7 / 215
Juliette, Ga.



15 CHRISTIAN GARRETT
Sr. / G / 6-4 / 185
Los Angeles, Calif.



22 JOSH POLLARD
Fr. / G / 6-4 / 200
Cedar Hills, Utah



31 JAMARI TRAYLOR
Jr. / F / 6-8 / 220
Chicago, Ill.



33 LANDEN LUCAS
So. / F / 6-10 / 240
Portland, Ore.



34 PERRY ELLIS
Jr. / F / 6-8 / 225
Wichita, Kan.



42 HUNTER MICKELSON
R Jr. / F / 6-10 / 245
Jonesboro, Ark.



BILL SELF
Head Coach
12th Year at Kansas



KURTIS TOWNSEND
Assistant Coach
11th Year at Kansas



NORM ROBERTS
Assistant Coach
Fourth Year at Kansas



JERRANCE HOWARD
Assistant Coach
Second Year at Kansas



BRENNAN BECHARD
Director of Operations
Sixth Year at Kansas



JAMES COX
Video Coordinator
First Year at Kansas



FRED QUARTLEBAUM
Director of Student-Athlete Development
Second Year at Kansas

PRONUNCIATION GUIDE

Devonte' Graham Duh-VON-tae
Sviatoslav Mykhailiuk Sviat-is-slov Meh-Ky-luke
Kelly Oubre, Jr. Oo-bre
Jamari Traylor Juh-MAR-ee

KANSAS BY THE NUMBERS

11

Consecutive conference regular-season titles - 2005-06-07-08-09-10-11-12-13-14-15, a KU record and tied for third in NCAA history.

12

Streaks of 10 or more consecutive wins in the Bill Self-era, including KU's 18-game winning streak in 2012-13.

15

Big 12 Conference regular-season championships for KU in the league's 19-year existence.

15

Academic All-America First Team selections.

18

Championships for Kansas in the Bill Self-era - 11 Big 12 regular-season titles, six Big 12 postseason championships and one NCAA.

18

Undefeated home seasons at Allen Fieldhouse, including 2007-08, 2008-09, 2009-10, 2011-12 and 2014-15 under Bill Self.

21

Consecutive seasons Kansas has won 10 or more league games, starting in 1995 (53 times overall).

23

Or more victories for Kansas in each of the past 26 seasons.

26

Consecutive seasons KU has made the NCAA Tournament, the longest active streak in the nation.

26

Consecutive seasons Kansas has won 20 or more games, the longest active streak in the NCAA.

27

Consecutive seasons Kansas has led its conference in home attendance, dating back to 1986-87.

28

Consensus All-America First Team selections, the most of any NCAA Division I school.

58

Conference regular-season championships, most in NCAA Division I.

197

Kansas victories from the 2006-07 to 2011-12 seasons, the most in NCAA Division I history in a six-year span.

227

Consecutive sellouts in Allen Fieldhouse, dating back to 2001-02.

351

Victories for Bill Self in 12 seasons at Kansas. He is the fastest KU coach to reach 350 wins.

728

All-time Kansas victories inside Allen Fieldhouse. The historic building opened in 1955 and KU holds a 728-109 record in its home venue.

2,152

All-time Kansas men's basketball victories. Second most in NCAA Division I history.

KANSAS POSTSEASON TRAVEL PLANS

DATES

March 18-22, 2015 (Wednesday-Sunday)

KANSAS TRAVEL PLANS

On Wednesday, March 18, Kansas will practice in Lawrence, then bus to Omaha, departing Allen Fieldhouse at 1:30 p.m. The Jayhawks are staying at the Hilton Garden Inn Omaha (1005 Dodge St.). KU's communications office will be represented by **Chris Theisen** (email-theisen@ku.edu; cell-785.331.9356) and **Alissa Bauer** (email-anbauer@ku.edu; cell-785.840.5852).

KANSAS INTERVIEWS

Beginning Thursday, March 19, at 12:50 p.m., the Kansas locker room will be open to the media with two KU players in the news conference, followed by head coach **Bill Self** at 1:05 p.m. The locker room will close at 1:25 p.m., and KU will have its open practice at the CenturyLink Center from 1:30-2:10 p.m. Any requests for head coach Bill Self should be directed to Theisen or Bauer. Following each game of the NCAA Tournament, the KU locker room will be open for 30 minutes, and Self and two players will attend the postgame press conference.

NCAA TOURNAMENT HISTORY

Kansas is making its 44th NCAA Tournament appearance and has a 96-42 record in the event. The Jayhawks have advanced to 30 Sweet 16 contests, 14 Final Fours and three of their five national championships have been in NCAA Tournament format (1952, 1988, 2008).

ABOUT NEW MEXICO STATE

Located in Las Cruces, New Mexico, with an enrollment of 17,651, New Mexico State (23-10, 13-1 WAC) is making its fourth-straight NCAA Tournament appearance and fifth in the last six years. The Aggies are coached by **Marvin Menzies** who is the 2014-15 Western Athletic Conference (WAC) Coach of the Year. Menzies is 152-89 in his eighth season at NMSU. NMSU finished first in the WAC with a 13-1 league record and won its fourth-straight WAC Tournament title, defeating Seattle University in the finals 80-61 on March 15, in Las Vegas. The Aggies take a 13-game winning streak into the Kansas contest. New Mexico State averages 68.5 points and has a +9.2 scoring margin. The Aggies pull down 35.5 rebounds per game and have a +6.8 rebound margin. NMSU makes 15.9 free throws per game and averages 12.1 assists, 6.3 steals and 3.7 blocked shots per game.

New Mexico State has a balanced team with four players scoring in double figures and six at 8.1 points per game or better. Senior F **Remi Barry** leads the Aggies in scoring at 13.3 points per game. An All-WAC Second Team selection, Barry's 41 three-pointers are second on the team and he pulls down 4.8 rebounds per game. Redshirt freshman F **Pascal Siakam** is the 2014-15 WAC Freshman of the Year and an all-conference first-team selection. Siakam leads NMSU with 7.7 rebounds per game and 59 blocked shots. He scores 13.0 points per contest and makes 57.7 percent from the field. Senior G **Daniel Mullings** joined Siakam on the All-WAC First Team this season. He averages 12.6 points and 5.0 rebounds and is second on the team with 42 steals. Senior C **Tshilidzi Nephawe**, an all-league second team honoree in 2014-15 and the WAC Tournament MVP, is a starter who averages 10.4 points and 7.6 rebounds per game. Rounding out the NMSU starters is sophomore G **Ian Baker** who leads the team with 58 three-pointers, 91 assists and 47 steals. Baker scores 9.5 points per game and makes 47.2 percent of his shots from beyond the arc.

Senior G **DK Eldridge** has started 25 games this season and is third on the team with 34 three-pointers made and 36 steals. His 74 assists are second on the squad and he averages 8.1 points per game. Redshirt freshman F **Johnathon Wilkins** (3.1 ppg, 2.5 rpg) has 10 starts and rounds out the NMSU regulars.

THE NEW MEXICO STATE SERIES

The Jayhawks and Aggies have played twice previously, with Kansas coming away with victories in each of the games (102-51, Dec. 7, 1965; 100-79, Dec. 3, 2008). Both meetings were in Allen Fieldhouse. **Ron Franz** led KU with 19 points in the first meeting as seven Jayhawks scored in double figures. **Bob Wilson** and **Fred Chana** each scored 12 in the victory as KU led 62-27 at halftime. **Tyshawn Taylor** led KU in the second meeting, scoring 23 points, while All-American **Sherron Collins** had a double-double with 15 points and 11 assists. **Cole Aldrich** also had a double-double with 13 points and 13 rebounds in the victory.

A KANSAS WIN WOULD...

Make Kansas 27-8 and give KU 27 victories for the eighth time in the last nine seasons... Give KU its ninth-straight NCAA Tournament first-game victory which started in 2007... Make KU 30-2 in its last 32 NCAA Tournament first-games, beginning in 1981... Make KU 7-2 away from Allen Fieldhouse this season, which includes one designated home game at Sprint Center... Make the KU-NMSU series 3-0 in favor of Kansas... Make Kansas 97-42 all-time in NCAA Tournament games... Make Kansas 5-0 in NCAA Tournament games played in Omaha, Nebraska... Make **Bill Self** 352-77 while at Kansas, 559-182 all-time and 37-15 in the NCAA Tournament (23-5 while at KU)... Make Kansas 2,153-830 all-time.

A KANSAS LOSS WOULD...

End Kansas' season at 26-9... End a Kansas eight-straight first-game NCAA Tournament win streak... Narrow the KU-NMSU series 2-1 in favor of Kansas... Make Kansas 6-3 away from Allen Fieldhouse this season, which includes one designated home game at Sprint Center... Make Kansas 4-1 in NCAA Tournament games played in Omaha, Nebraska... Make **Bill Self** 351-78 while at Kansas, 558-183 all-time and 35-16 in the NCAA Tournament (22-6 while at Kansas)... Make Kansas 2,152-831 all-time.

WHAT'S TRENDING

- KU averages 5.0 blocked shots per game in 2014-15 and has 36 blocks in its last six games for a 6.0 per game average. Included were 10 blocks versus Texas (2/28) and nine blocked shots against TCU (3/12).
- Kansas has outrebounded two of its last three opponents and 21 of 34 opponents this season, compiling a 19-2 record in those contests. Seven of those games have been by double figures.

- Kansas had nine steals in each of its first two Big 12 Championship games against TCU (3/12) and Baylor (3/13). KU has averaged 7.2 steals in its last five games. Included were a season-high 13 steals against West Virginia (3/3). Kansas averages 6.5 steals for the season.
- Sophomore G **Wayne Selden, Jr.**, led KU with a 17.3 scoring averaging in the Big 12 Championship in earning all-tournament team honors. He scored 20 points versus Baylor (3/13) and a career-high 25 points against Iowa State (3/14). Selden was 18-for-27 (66.7 percent) from the field in the tourney and averaged 5.7 rebounds. He has four 20-point games this season.
- Freshman G **Kelly Oubre, Jr.**, averaged 12.3 points in three games at the Big 12 Championship. Included was his career-high 25 points against TCU (3/12). It was his third 20-point effort of the season. Oubre, who averages 9.3 points for the season, has averaged 12.9 points in his last seven games.
- Junior F **Perry Ellis** scored 11 points and pulled down six rebounds against Baylor (3/13) in his return to the lineup after missing two games with a sprained knee. In the Big 12 title game against Iowa State (3/14), he pulled down nine rebounds and scored seven points. Ellis has recorded nine or more boards 12 times this season.
- Ellis' seven double-doubles in 2014-15 are tied for third in the Big 12 and he is the only player in the conference to rank in the top six in scoring (sixth at 13.8 ppg) and rebounding (fourth at 7.0 rpg).
- Sophomore G **Frank Mason III** has led KU in scoring seven times this season, including two of his last five games. He scored a career-high-tying 21 points at Oklahoma (3/7). Mason had three steals against TCU (3/12) and two against Baylor (3/13). He has 12 steals in his last seven games.
- Sophomore F **Landen Lucas** has pulled down five or more rebounds in each of his last five games and is averaging 7.8 boards in that span. Lucas was 10-for-13 (76.9 percent) from the field in his three games at the Big 12 Championship.
- Freshman G **Devonte' Graham** has three or more assists in 12 games this season, with 11 against Big 12 teams. He had four dimes and zero turnovers against TCU (3/12) and four assists and one turnover against Iowa State (3/14) in the Big 12 title game.
- Redshirt junior F **Hunter Mickelson** has at least one blocked shot in each of KU's last six games played. Mickelson has nine blocks in the last six games and averages 1.0 blocks for the season.

KANSAS VS. THE NCAA TOURNAMENT FIELD

It is well documented Kansas had the toughest schedule in 2014-15 and there is more proof in the fact KU has faced 10 teams invited to play in the 2015 NCAA Tournament. The average seed of KU's 10 NCAA Tournament opponents is 5.1 with no seed higher than a No. 11. In all, Kansas played 17 games against 10 teams in this year's NCAA Tournament field with an 12-5 record: Baylor (3-0), Georgetown (1-0), Iowa State (1-2), Kentucky (0-1), Michigan State (1-0), Oklahoma (1-1), Oklahoma State (1-1), Texas (2-0), Utah (1-0) and West Virginia (1-1).

SEED NOTES

Kansas is the No. 2 seed for the seventh time since the NCAA Tournament started seeding in 1979: 1990-93-96-2003-12-13-15. This is the third time KU has been a No. 2 seed under Bill Self (2012-13-15). Kansas is 19-6 as a No. 2 seed, has won all six of its previous first-round games and has advanced to three Final Fours (1993, 2003 and 2012) as the No. 2 seed. KU's 25 games played as a No. 2 seed only trails its 39 contests as a No. 1 seed in the NCAA Tournament. KU has been a No. 1 seed 11 times, which is followed by the seven stints as the No. 2 seed.

KANSAS IN THE NCAA TOURNAMENT

- This year marks Kansas' 44th NCAA Tournament appearance.
- Kansas' 26-straight NCAA Tournament appearances, from 1990-2015, is the nation's longest active streak and ranks second-best all time. North Carolina had 27-straight appearances from 1975-2001.
- Under head coach Bill Self, Kansas is 26-10 (72.2 percent) in the NCAA Tournament with seven Sweet 16s, five Elite Eights, two Final Fours, one NCAA National Championship and one NCAA runner-up finish.
- In the last 13 NCAA Tournaments, Kansas has a 35-12 (74.5 percent) record with one NCAA National Championship (2008), four Final Four (2002-03-08-12) and seven Elite Eight (2002-03-04-07-08-11-12) appearances.
- Kansas' 44 NCAA Tournament appearances are fourth nationally behind only Kentucky (53), North Carolina (46) and UCLA (45).
- Kansas sports an all-time NCAA Tournament record of 96-42. The Jayhawks' 96 wins trail only Kentucky (116), North Carolina (110) Duke (99) and UCLA (97).
- The Jayhawks will play their 139th NCAA Tournament game on Friday. The Jayhawks' 138 games in the event rank third all-time in NCAA history, behind Kentucky (163) and North Carolina (153).
- KU's NCAA Tournament winning percentage of 69.6 percent ranks sixth all-time for a minimum of 20 games played.
- Kansas coach **Bill Self** is making his 17th-consecutive appearance in the NCAA Tournament as a head coach, which is tied for fifth-best consecutive string in tourney history by a head coach: 23 Dean Smith (1975-97), 20 Roy Williams (1990-2009), 20 Mike Krzyzewski, (1996-2015), 18 Tom Izzo (1998-2015), 17 Rick Barnes (1996-2012) and 17 Bill Self (1999-2015). Self, Krzyzewski and Izzo are the only active streaks.
- KU is one of eight schools that has won at least three NCAA Championships. The Jayhawks won the NCAA crown in 1952, 1988 and 2008. The other schools are: UCLA (11), Kentucky (8), Indiana (5), North Carolina (5), Duke (4), Connecticut (4) and

KANSAS MEN'S BASKETBALL NETWORK AFFILIATES			
Abilene/Salina	KSAJ-98.5 FM	Great Bend/Larned KBGL-106.9 FM	Phillipsburg
Concordia	KNCK-94.9 FM	Hays	KAYS-1400 AM
Denver, Colo.	KDSP- 102.3 FM	Hutchinson	KSKU-94.7 FM
Denver, Colo.	KJAC- 105.5 FM	Iola	KIOL-1370 AM
Dodge City	KZRD-93.9 FM	Kansas City	KCSP-610 AM
Emporia	KVOE-1400 AM	Lawrence	KLWN-1320 AM
Fort Scott	KMDO-1600 AM	Lawrence	KKSU-105.9 FM
Fort Scott	KOMB-103.9 FM	Liberal	KSCB-1270 AM
Garden City/Leoti	KWKR-99.9 FM	Marysville	KNDY-95.5 FM
Glen Elder/Beloit	KZDY-96.3 FM	Parsons	KLKC-1540 AM
Goodland/Colby	KWGB-97.9 FM	Parsons	KLKC-93.5 FM
		Phillipsburg	KKAN-1490 AM
		Phillipsburg	KQMA-92.5 FM
		Russell	KRSL-990 AM
		Topeka	KMAJ-1440 AM
		Topeka	KWIC-99.3 FM
		Wellington	KWME-93.5 FM
		Wichita	KFH-1240 AM
		Wichita/Clearwater	KFH-98.7 FM
		Winfield	KKLE-1550 AM

KANSAS IN THE BIG 12/NCAA
2014-15 BIG 12 (3.16.15); NCAA Top-100 (3.16.15)

TEAM			
W-L Percentage (76.5, 26-8)	1.	.24
Rating Percentage Index (RPI)	1.	.3
Scoring (71.2)	4.	.78
Scoring Margin (+6.5)	6.	.63
Field Goal Pct. (.440)	2.	---
Three-Point Pct. (.375)	2.	.58
Rebounding (37.9)	4.	.27
Scoring Defense (64.7)	8.	---
Free Throw Pct. (.720)	4.	.76
FG Pct. Defense (.395)	3.	.33
3FG Pct. Defense (.309)	2.	.33
Rebounding Defense (34.3)	7.	---
Rebounding Margin (+3.6)	3.	.67
Assists (13.3)	4.	---
Turnover Margin (-1.1)	9.	---
Blocked Shots (5.0)	5.	.27
Steals (6.5)	5.	---
Assist-to-Turnover Ratio (1.0)	5.	---
Made Three-Pointers (5.8)	7.	---

INDIVIDUAL (ALL GAMES)

SCORING	
Perry Ellis (13.8)	6.
Frank Mason III (12.3)	10

REBOUNDING	
Perry Ellis (7.0)	4.
Cliff Alexander (5.3)	18

FIELD GOAL PERCENTAGE (min 4.0 made)	
Perry Ellis (.459)	8.
Frank Mason III (.432)	10

ASSISTS	
Frank Mason III (4.0)	5.
Wayne Selden, Jr. (2.8)	12

FREE THROW PERCENTAGE (min 2.5 made)	
Frank Mason (.794)	8.
Perry Ellis (.719)	12

STEALS	
Frank Mason III (1.4)	8.

THREE-POINT FIELD GOALS MADE	
Wayne Selden, Jr. (1.4)	---

BLOCKED SHOTS	
Cliff Alexander (1.3)	9.
Jamari Traylor (1.1)	11

ASSIST-TO-TURNOVER RATIO	
Frank Mason III (2.0)	5.

DOUBLE-DOUBLES (INCLUDES TRIPLE-DOUBLES)	
Perry Ellis (7)	T3
Kelly Oubre, Jr. (3)	T8
Cliff Alexander (2)	T12

2014-15 BIG 12 STANDINGS (3.16.15)			
	W	L	
KANSAS	26	8	13
Iowa State	25	8	12
Oklahoma	22	10	12
Baylor	24	9	11
West Virginia	23	9	11
Texas	20	13	8
Oklahoma State	18	13	8
Kansas State	15	17	8
TCU	18	15	4
Texas Tech	13	19	3

2014-15 ACCOLADES

TEAM

- Big 12 Regular-Season Champions
- Orlando Classic Champions
- Associated Press Preseason Poll ranked No. 5
- USA Today Coaches' Preseason Poll ranked No. 5
- Preseason Big 12 Coaches poll ranked No. 1
- 15th youngest team in the nation by statsheet.com

BILL SELF

- Associated Press Big 12 Coach of the Year
- Naismith Coach of the Year Award Finalist (1 of 15)

CLIFF ALEXANDER

- Big 12 Newcomer of the Week (1/26)
- Naismith Trophy 50 Watch List
- Wayman Tisdale Award Watch List
- John R. Wooden Award Preseason Top 50
- co-Preseason Big 12 Freshman of the Year
- Preseason All-Big 12 Honorable Mention

PERRY ELLIS

- USBWA All-District VI (1 of 10)
- Karl Malone Power Forward Finalist (1 of 5)
- All-Big 12 First Team (Big 12/AP)
- Big 12 Player of the Week (3/2)
- Academic All-Big 12 First Team
- Karl Malone Power Forward Watch List (1 of 16)
- co-Big 12 Player of the Week (2/16)
- Naismith Trophy 50 Watch List
- Big 12 Player of the Week (12/1)
- CBSSports.com National Player of the Week (12/1)
- Orlando Classic Most Valuable Player
- John R. Wooden Award Preseason Top 50
- Lute Olson Award Watch List
- Preseason All-Big 12 First Team

CHRISTIAN GARRETT

- Academic All-Big 12 First Team

FRANK MASON III

- All-Big 12 Second Team (Big 12/AP)
- Orlando Classic All-Tournament Team

KELLY OUBRE, JR.

- All-Big 12 Honorable Mention
- Big 12 All-Newcomer Team
- Wayman Tisdale Award Finalist (1 of 10)
- Big 12 Newcomer of the Week (1/19)
- Big 12 Newcomer of the Week (12/22)
- Wayman Tisdale Award Watch List
- John R. Wooden Award Preseason Top 50

WAYNE SELDEN, JR.

- Big 12 Championship All-Tournament Team
- All-Big 12 Honorable Mention
- Naismith Trophy 50 Watch List
- John R. Wooden Award Preseason Top 50

KANSAS CONFERENCE REGULAR-SEASON TITLES
58 (*Tied for the championship)

Missouri Valley Intercollegiate Athletic Association (13) - 1908-09-10-11-12*-14*-15-22*-23-24-25-26-27
Big Six (12) - 1931-32-33-34-36-37*-38-40*-41*-42*-43-46
Big Seven (5) - 1950*-52-53-54*-57
Big Eight (13) - 1960*-66-67-71-74-75-78-86-91*-92-93-95-96
Big 12 (15) - 1997-98-2002-03-05*-06*-07-08*-09-10-11-12-13*-14-15

- Louisville (3).
- Kansas has appeared in the Final Four 14 times, making KU one of just seven schools to reach the Final Four 10-plus times: North Carolina (18), UCLA (17), Kentucky (16), Duke (15), Ohio State (11) and Louisville (10).
- Kansas has won 12 games in the Final Four, which is tied for fifth best all-time: UCLA (25), Kentucky (20), Duke (15), North Carolina (15) and Indiana (12).
- Five different Jayhawks have been named NCAA Tournament Most Outstanding Player, including **B.H. Born** in 1953 and **Wilt Chamberlain** in 1957, who both won the award even though KU lost in the title game. **Clyde Lovellette** (1952) and **Danny Manning** (1988) also won the honor. **Mario Chalmers** won the Most Outstanding Player Award for the 2008 NCAA Tournament.
- Former Jayhawk player and coach **Dick Harp** is the only person to play in the Final Four and later coach his alma mater in the Final Four.

NCAA TOURNAMENT NOTABLES

- In 2007-08, Kansas became the fourth school to win a BCS game, and then play in the Final Four the same academic year. The 2007 KU football team won the FedEx Orange Bowl and the men's basketball team captured the NCAA National Championship. Other schools to accomplish the feat include Ohio State (1999), Wisconsin (2000) and Florida (2007).
- In 1993, Kansas became the first school in NCAA history to make a Final Four appearance, a College World Series appearance and win a bowl game in the same year.
- **Larry Brown** is one of two coaches to take two different teams to the NCAA championship game (UCLA, 1980 and Kansas, 1988). Frank McGuire took St. John's in 1952 and North Carolina in 1957. McGuire's 1957 North Carolina team defeated Kansas for the championship in triple overtime.
- Brown is the only man to coach teams to the NCAA Championship (Kansas in 1988) and the NBA Championship (Detroit in 2004).
- When **Phog Allen's** 1952 team won the NCAA title, Allen was 66 years old. That was the oldest age for the head coach of a championship team until Jim Calhoun (68) of Connecticut won in 2011. Allen became the fourth coach to win the NCAA National Championship at his alma mater, a feat that has been accomplished 14 times.
- Kansas won the NCAA Tournament in 1988 as a No. 6 seed. Jim Valvano's 1983 N.C. State team also won the tournament as a No. 6 seed. Only two other teams has won the tournament with a lower seed - Villanova in 1985 as an eighth seed and Connecticut as a No. 7 seed in 2014. In the 1990s, the lowest seed to win the tournament was the 1997 Arizona team, which captured the title as a No. 4 seed. The Wildcats upset Kansas, the top seed, in the Sweet 16.

KU IS THE CRADLE OF TOURNAMENT COACHING LEGENDS

With **Jerod Haase** advancing UAB to the 2015 NCAA Tournament, there are 11 head coaches who have advanced to the NCAA Tournament that graduated from the University of Kansas. In fact, the 122 combined NCAA Tournament wins by those men are easily the most by graduates of any one school: **Phog Allen** (KU 1906, 10-3), **Tad Boyle** (KU 1985, 1-3), **Tim Carter** (KU 1979, 0-2), **Frosty Cox** (KU 1930, 2-4), **Dick Harp** (KU 1940, 4-2), **Danny Manning** (KU 1991, 0-1), **Ralph Miller** (KU 1942, 5-11), **Adolph Rupp** (KU 1922, 30-18), **Dean Smith** (KU 1953, 65-27) and **Mark Turgeon** (KU 1987, 5-5).

KANSAS IN OMAHA FOR THE NCAA TOURNAMENT

The 2015 NCAA Tournament will be the third time in Kansas men's basketball history the Jayhawks will have played in the event in Omaha, Nebraska, and the third time in the CenturyLink Center. Kansas has had good fortunes when starting the NCAA Tournament in Omaha. In 2008, Kansas went on to win the NCAA National Championship and in 2012 KU advanced to the school's 14th Final Four, finishing runner-up. In 2008, Kansas was a No. 1 seed and defeated Portland (85-61) and UNLV (75-61), then played its regional in Detroit and the Final Four in San Antonio. In 2012, KU defeated Detroit (65-50) and Purdue (63-60) to advance to the regional in St. Louis, then the Final Four in New Orleans.

IN THE POLLS

In the March 16 national polls, Kansas is No. 10 in the Associated Press (AP) and No. 11 in the USA Today Coaches' polls. The AP poll is the final poll of the 2014-15 season while the coaches have one last poll following the Final Four. This season, the Jayhawks have been ranked in the top 10 in the AP and coaches' poll 14 and 12 weeks, respectively. The Jayhawks have been ranked in each of the last 123 Associated Press polls dating back to the 2008-09 season, including in the top five 50 times. In the coaches' poll, the Jayhawks have been ranked in each of the past 129 polls and in the top five on 54 occasions.

ALL-BIG 12 AWARDS

Highlighted by junior forward **Perry Ellis**, four Kansas men's basketball players were named All-Big 12 March 8 as the conference released its coaches' All-Big 12 awards for the 2014-15 season. Ellis was named All-Big 12 First Team, marking the conference-leading 26th time a Jayhawk has been named to the league's first team. KU sophomore guard **Frank Mason III** earned second-team recognition, while sophomore guard **Wayne Selden, Jr.**, and freshman guard **Kelly Oubre, Jr.** were honorable mention selections. Additionally, Oubre was named to the Big 12 All-Newcomer Team. Each award is chosen by the league coaches.

BIG 12 PRESEASON POLL

TEAM (FIRST-PLACE VOTES)	POINTS
1. KANSAS (6)	78
2. Texas (3)	74
3. Oklahoma (1)	67
4. Kansas State	53
5. Iowa State	51
T6. Baylor	36
T6. West Virginia	36
8. Oklahoma State	27
9. TCU	15
10. Texas Tech	13

Nine points were awarded for first place, eight for second, etc. Coaches are not permitted to vote for their own team.

JAYHAWKS IN THE NBA

Cole Aldrich (New York)
Darrell Arthur (Denver)
Tarik Black (Los Angeles Lakers)
Mario Chalmers (Miami)
Nick Collison (Oklahoma City)
Joel Embiid (Philadelphia)
Drew Gooden (Washington)
Kirk Hinrich (Chicago)
Ben McLemore (Sacramento)
Marcus Morris (Phoenix)
Markieff Morris (Phoenix)
Paul Pierce (Washington)
Thomas Robinson (Philadelphia)
Brandon Rush (Utah)
Andrew Wiggins (Minnesota)
Jeff Withey (New Orleans)

Ellis and Selden are on the All-Big 12 squad for the second-straight season. Last year Ellis was a third-team honoree, while Selden was honorable mention. Mason and Oubre are all-league members for the first time in 2014-15.

In the 19-year history of the conference, Kansas lays claim to a league-best 99 All-Big 12 selections which includes first-, second-, third-teams, honorable mention, all-defensive and all-newcomer team honorees. Texas is second with 75. Ellis gives Kansas a first-team selection for the 15th-consecutive season and the 17th time in the 19-year history of the league. Ellis is the 16th KU All-Big 12 First Team choice in the 12 seasons under Self.

On March 9, **Bill Self** was named the Associated Press Big 12 Coach of the Year. Ellis was an AP first-team selection and Mason a second-team honoree. For Self, it is the fourth time he has been named the AP Big 12 Coach of the Year (2006, 2009, 2011, 2015).

ELLIS AND GARRETT NAMED ACADEMIC ALL-BIG 12 FIRST TEAM

Kansas men's basketball junior F **Perry Ellis** and senior G **Christian Garrett** were named to the Academic All-Big 12 First Team, announced by the league office Feb. 25. Ellis earned the accolade for the second-straight season having been named second team last year, while Garrett was honored for the first time. Kansas leads the Big 12 with 52 all-time Academic All-Big 12 honorees since the inception of the conference in 1996-97. Texas is second with 48. KU has 39 Academic All-Big 12 First Team honorees and 13 second-team selections. In the Bill Self era, Kansas has had 29 student-athletes named Academic All-Big 12.

ELLIS ECLIPSES 1,000 CAREER POINTS

Junior F **Perry Ellis** scored his 1,000th career point against Baylor (2/14). He became the 56th Jayhawk to accomplish the feat and the 11th in the Bill Self era with the previous being 2012 Consensus All-American Thomas Robinson. At 1,131 career points, Ellis is already No. 40 on the Kansas all-time scoring list.

MORE ELLIS ACCOLADES

In addition to his Academic All-Big 12 honors, junior F **Perry Ellis** has three times been named the Big 12 Player of the Week (12/1, 2/16, 3/2). The 2014 Orlando Classic Most Valuable Player is one of five finalists for the 2015 Karl Malone Power Forward of the Year Award by the Naismith Memorial Basketball Hall of Fame. The award is in its inaugural year with the winner being named April 10, 2015. Fans can vote for their favorite finalist at www.HoopHallAwards.com. Additionally, he was also named to the USBWA All-District VI team.

VERSUS RANKED TEAMS

With its 70-66 loss to No. 13 Iowa State in the Big 12 Championship title game, March 14, Kansas dropped to 10-5 against Associated Press nationally-ranked teams at tip this season. The 10 wins are the most in a season for Kansas, surpassing the 9-1 record in the 1996-97 season. The 15 games versus AP-ranked foes are also the most in KU history. The previous high was 12 battles versus ranked foes in three different seasons (1994-95, 2002-03 and 2011-12). In each of the last five seasons, the Jayhawks have a winning record versus AP-ranked opponents, which included a 7-3 mark in 2013-14. Since the 2009-10 season, KU is 41-17 against AP-ranked teams.

CONFERENCE TITLE RUN NO CAKEWALK

Kansas currently ranks No. 3 in the NCAA Rating Percentage Index and No. 1 in strength of schedule. Following the 2013-14 season, for the second time in the Bill Self era, Kansas ranked first in strength of schedule, according to data from RPIratings.com. KU was also tops in Self's second season, 2004-05. Prior to 2014-15, in Self's 11 seasons, KU has ranked fifth or higher in the final RPI seven times, including each of the last five years. Kansas was fourth in the final RPI in 2013-14, its highest since 2010-11 when it ranked first.

Kansas' RPI Rankings Under Bill Self (according to RPIratings.com; SOS = Strength of Schedule)

Season	Final RPI	Final SOS	Big 12 RPI
2003-04	12	6	3
2004-05	3	1	2
2005-06	32	60	3
2006-07	10	44	5
2007-08	4	12	5
2008-09	11	13	3
2009-10	1	6	1
2010-11	1	10	3
2011-12	5	8	3
2012-13	5	17	5
2013-14	4	1	2
*2014-15	3	1	1

*current ranking

SELF NAMED NAISMITH COACH OF THE YEAR FINALIST

Kansas men's basketball coach **Bill Self** was named one of 15 finalists for the 2015 Naismith Men's Coach of the Year Award, the Atlanta Tip-Off Club announced March 4. In his 12th season at Kansas, Self has guided the Jayhawks to an unprecedented 11-consecutive Big 12 Conference regular-season titles, including the 2014-15 crown. The 11-straight league championships ties for the second-most in NCAA Division I history.

Self was the 2012 Naismith Coach of the Year and this is the seventh time he has been a finalist for the honor. Self has been named national coach of the year by other organizations four times: in 2000 while at Tulsa and in 2008, 2009 and 2012 while at Kansas. He has been selected as his conference coach of the year on five occasions, including four while at KU.

THIS IS KANSAS BASKETBALL

- Kansas has 2,152 all-time victories, second most in NCAA Division I history (Kentucky: 2,174, 3/16/15).
- Kansas has held 278 of its last 290 opponents under 50 percent shooting, including all but two opponents in 2014-15.
- KU has held opponents to fewer than 100 points in 479-consecutive games. The last team to score 100 on Kansas was Texas (2/11/02), a KU 110-103 overtime victory. No team has put up 100 points against Kansas in regulation since Oklahoma won 123-95 in Norman on Jan. 18, 1989.
- Kansas' 11-straight Big 12 titles, from 2005-15, are the longest-active consecutive streak of conference titles in NCAA Division I. In that run, the Big 12 final RPI has ranked third or higher eight times (first in 2010, 2014 and 2015, second in 2008 and third in 2005-09-11-12) and no lower than seventh (fifth in 2006 and seventh in 2007) among the 30-plus leagues.
- KU has won at least 12 league games for 15-straight years, which is the longest active streak in the nation.
- Kansas won its 1,000th all-time conference game with the 83-50 win against Texas Tech (2/18/12). The Jayhawks won their 250th Big 12 game at Texas (1/24/15).
- Each KU senior class since 1986-87 has won at least 100 games.
- Every four-year player under Bill Self at KU has been part of at least one Final Four team.
- Bill Self has won 25 or more games in each of his last 10 seasons as a head coach, including 2014-15.
- Kansas is the only team in the Big 12 to have a .500 winning percentage or better series record against every conference foe.
- Kansas' 2002 team is the only squad in Big 12 history to go undefeated in conference play at 16-0.
- Kansas is first in the conference in wins with a 260-55 record in Big 12 regular-season games. Texas is next at 202-111. Including the league postseason championship, Kansas is tops at 296-64, while Texas is second at 225-128.
- KU is the only Big 12 school to have won a regular-season championship with two different coaches (Roy Williams and Bill Self).
- Under Bill Self, Kansas is 94-5 (94.9 percent) in Big 12 home games: 8-0 in 2004, 7-1 in 2005, 7-1 in 2006, 7-1 in 2007, 8-0 in 2008, 8-0 in 2009, 8-0 in 2010, 7-1 in 2011, 9-0 in 2012, 8-1 in 2013, 9-0 in 2014 and 9-0 in 2015.
- Kansas snapped its 68-straight game win streak against non-conference foes in Allen Fieldhouse with its loss to San Diego State on Jan. 5, 2014. Prior to that, the last non-Big 12 team to defeat KU in Allen Fieldhouse was Oral Roberts, 78-71 (11/15/06).
- Jayhawk student-athletes posted their best single-year score and the Kansas Athletics department tied its Graduation Success Rate (GSR) record for the second time in the last three years (released by the NCAA 10/28/14). Kansas logged an 85 percent GSR, up one point from a year ago. For the third year in a row, Kansas men's basketball posted a perfect four-year GSR, meaning for a four-year average all student-athletes either graduated or left the program in good academic standing.

ASSOCIATED PRESS POLL

MARCH 16, 2015

Rank	Team	Record	Points
1	Kentucky (65)	34-0	1,625
2	Villanova	32-2	1,522
3	Wisconsin	31-3	1,460
4	Duke	29-4	1,406
5	Arizona	31-3	1,405
6	Virginia	29-3	1,333
7	Gonzaga	32-2	1,229
8	Notre Dame	29-5	1,178
9	Iowa State	25-8	1,043
10	KANSAS	26-8	995
11	Northern Iowa	30-3	979
12	Maryland	27-6	935
13	Oklahoma	22-10	740
14	Wichita St	28-4	737
15	North Carolina	24-11	703
16	Baylor	24-9	680
17	Louisville	24-8	614
18	SMU	27-6	485
19	Utah	24-8	455
20	West Virginia	23-9	398
21	Arkansas	26-8	373
22	Georgetown	21-10	177
23	Michigan St	23-11	159
24	Butler	22-10	142
25	Virginia Commonwealth	26-9	109

Others receiving votes: Oregon 91, Providence 62, Xavier 18, Davidson 16, Ohio State 12, Stephen F. Austin 12, Wyoming 6, Boise State 5, LSU 5, BYU 3, Valparaiso 3, Wofford 2, Harvard 2, Murray St 2, Dayton 1, Iowa 1, Purdue 1, Colorado St 1

Dropped from rankings: Davidson 24, Boise State 25

KU 2014-15 opponents are in italics

USA TODAY COACHES' POLL

MARCH 16, 2015

Rank	Team	Record	Points
1	Kentucky (32)	34-0	800
2	Villanova	32-2	747
3	Wisconsin	31-3	730
4	Arizona	31-3	689
5	Duke	29-4	675
6	Virginia	29-3	646
7	Gonzaga	32-2	597
8	Notre Dame	29-5	587
9	Northern Iowa	30-3	509
10	Iowa State	25-8	504
11	KANSAS	26-8	482
12	Maryland	27-6	470
13	Wichita St	28-4	379
14	North Carolina	24-11	347
15	Oklahoma	22-10	336
16	Louisville	24-8	292
17	Baylor	24-9	291
18	Utah	24-8	232
19	SMU	27-6	216
20	Arkansas	26-8	213
21	West Virginia	23-9	191
22	Michigan St	23-11	93
23	Butler	22-10	79
24	Georgetown	21-10	69
25	Oregon	25-9	66

Others receiving votes: Virginia Commonwealth 46, Providence 37, San Diego St 18, BYU 11, Stephen F. Austin 9, Davidson 8, Valparaiso 7, Xavier 6, Ohio State 6, Wyoming 5, Boise State 2, Dayton 2, Purdue 1, Murray St 1, Texas 1

Dropped from rankings: Davidson 24, San Diego St 25

KU 2014-15 opponents are in italics

CONFERENCE SUCCESS

Including 2014-15, Kansas has won 15 of the 19 Big 12 regular-season titles (includes ties), including the last 11, which ranks tied for second on the NCAA all-time consecutive list. Kansas' 58 conference titles are the most in NCAA Division I. Kentucky is second with 52 and Penn third at 37. KU's 11-straight league titles are the longest active streak in NCAA Division I and the longest streak in school history.

CONSECUTIVE CONFERENCE REGULAR-SEASON WINNERS

(source: NCAA Record Book; *active streak)

No.	Team	Conference	Seasons
13	UCLA	PAC-10	1967-79
11*	KANSAS	Big 12	2005-15
11	Gonzaga	West Coast	2001-11
10	Connecticut	Yankee	1951-60
10	UNLV	Big West	1983-92
9	Idaho St.	Rocky Mountain	1953-61
9	Kentucky	Southeastern	1944-52

HOME AND AWAY

Under head coach **Bill Self**, is 161-69 (70.0 percent) in games away from Allen Fieldhouse and 190-9 (95.5 percent) in the historic venue. The Jayhawks have posted a better than .500 record away from AFH every season under Self.

Kansas Under Bill Self

(Home games include Allen Fieldhouse only)

Season	Overall	H	A	N
2003-04	24-9	13-1	5-5	6-3
2004-05	23-7	15-1	6-3	2-3
2005-06	25-8	14-2	6-2	5-4
2006-07	33-5	16-2	8-2	9-1
2007-08	37-3	19-0	8-3	10-0
2008-09	27-8	18-0	6-4	3-4
2009-10	33-3	18-0	9-2	6-1
2010-11	35-3	16-1	9-1	10-1
2011-12	32-7	16-0	8-2	8-5
2012-13	31-6	16-1	7-2	8-2
2013-14	25-10	14-1	5-6	6-3
2014-15	26-8	15-0	5-6	6-2
Totals	351-77	190-9	82-38	79-30
Pct.	.820	.955	.683	.725

HISTORIC ALLEN FIELDHOUSE CELEBRATING 60 YEARS

Kansas played its 60th season in historic Allen Fieldhouse in 2014-15 and the Jayhawks responded by going 15-0 for the school's 18th all-time undefeated season and the fifth time in the Bill Self era. The Jayhawks have sold out of 227-straight games in the Fieldhouse and are 728-109 (87.0 percent) all-time in the facility. At 190-9 (95.9 percent) in 12 seasons, **Bill Self** has won more Big 12 titles (11) than lost home games (9) in Allen Fieldhouse.

REPRESENTING THE USA

Kansas men's basketball will represent the United States at the 2015 World University Games, July 3-14, in Gwangju, Korea, KU officials announced in June 2014. The Kansas basketball team was selected by the United States International University Sports Federation (US-IUSF) to represent the United States in the World University Games. Kansas was selected as the team to represent the U.S. from the schools that expressed interest. Twenty-four teams will compete in the 2015 Games. There will be four pools of six teams each. Following pool competition, the teams will be seeded for bracket play with the top two teams from each pool battling for a medal. With more than 150 countries competing in 21 sports, the World University Games are held every two years and are governed by the International University Sports Federation. Only current university student-athletes or recent graduates, born between Jan. 1, 1990, and Dec. 31, 1997, are eligible for the 2015 Games. For Kansas' participation, only U.S. citizens can compete and incoming freshmen and transfers qualify.

THIS DAY IN KANSAS BASKETBALL HISTORY

Kansas is 7-4 all-time on March 20.

March 20, 1971: Kansas defeated Drake, 73-71, in front of 10,550 fans in Wichita, Kansas, to win the Midwest Regional final and advance to its first Final Four in 14 years. Senior **Dave Robisch** led the Jayhawks with 27 points and was named the Midwest Region Most Outstanding Player for his efforts in the victory over Drake and his 29-point performance against Houston in the first-round game. KU trailed the Bulldogs 38-30 at halftime, but fought back to tie the game at 61 with 5:23 remaining. Robisch hit a jump shot with 4:44 remaining to give Kansas a 63-61 lead, and Drake never came within one point the rest of the way. Senior **Roger Brown** also had a standout game in scoring 15 points. He and Robisch combined for 32 of the Jayhawks' 43 second-half points. KU would lose in the national semifinal to UCLA, which went on to win its fifth-consecutive national championship. Kansas finished the year 27-3, including a perfect 14-0 in the Big Eight Conference play, and ranked fourth in both national polls.

UP NEXT

A Kansas victory against New Mexico State would advance the Jayhawks to play the winner of the (7) Wichita State-(10) Indiana contest on Sunday, March 22, in CenturyLink Center Omaha in Omaha, Nebraska. Tip time and TV will be determined Friday evening.

KANSAS IN THE POLLS

WEEK	AP	COACHES
Preseason	5	5
Nov. 17	5	5
Nov. 24	11	12
Dec. 1	11	11
Dec. 8	10	10
Dec. 15	10	10
Dec. 22	10	10
Dec. 29	13	14
Jan. 5	12	13
Jan. 12	9	10
Jan. 19	11	14
Jan. 26	9	11
Feb. 2	8	9
Feb. 9	8	9
Feb. 16	8	8
Feb. 23	8	9
March 2	9	10
March 9	9	10
March 16	10	11



	PPG	RPG	APG	FG	3FG	FT	Points
14-15	12.3	3.7	4.0	43.2	40.7	79.4	Rebounds
Big 12	12.8	3.6	4.0	42.5	35.3	78.2	Assists
B12 Tourn	9.0	3.7	3.3	25.8	20.0	71.4	Blocks
							Steals

21, 2x last at Oklahoma (3-7-15)
10 vs. Michigan State (11-30-14)
9 vs. Lafayette (12-20-14)
1, 5x last vs. Kent State (12-30-14)
4 vs. UNLV (1-4-15)

All-Big 12 Second Team... Started all 34 games in 2014-15... One of four Jayhawks to post a 21 game streak of 10+ points in the Self era... Tallied 13 points in Big 12 Championship title game (3/14)... Game-high 21 points at No. 15 OU (3/7), hit seven FTs in last 23... Led KU with 19 points vs. WVU (3/3) - all coming after halftime... Ranks in the Big 12 in assists (5th, 4.0), scoring (10th, 12.3) and FG pct (10th, 43.2)... First career DD vs. No. 19 Michigan St. (11/30).

SEASON

CAREER

HIGHLIGHTS

0

FRANK MASON III SO - 1L • G • 5-11 • 185 • Petersburg, Va. • Massanutten Military Academy



	PPG	RPG	APG	FG	3FG	FT	Points
14-15	9.8	2.9	2.8	38.7	37.1	65.7	Rebounds
Big 12	8.9	2.3	2.6	36.6	38.6	70.7	Assists
B12 Tourn	17.3	5.7	1.3	66.7	20.0	65.2	Blocks
							Steals

25 vs. Iowa State (3-14-15)
8 vs. Baylor (3-13-15)
9 vs. Rider (11-24-14)
4 vs. Kansas State (1-31-15)
3, 3x last vs. Texas Tech (1-10-15)

All-Big 12 Honorable Mention... Big 12 All-Tournament Team... Started all 69 games of his career... Ranks in the Big 12 in assists (12th, 2.8)... Leads KU with 13 multi-three games this season... Career-high 25 points vs. No. 13/15 ISU (3/14) in Big 12 title game... Scored 20 points and pulled down a career-high eight rebounds vs. No. 16 BU (3/13)... Scored 19 in the second half vs. No. 11/14 ISU (2/2)... Scored 21 points vs. No. 24 Florida (12/5).

SEASON

CAREER

HIGHLIGHTS

1

WAYNE SELDEN, JR. SO - 1L • G • 6-5 • 230 • Roxbury, Mass. • Tilton School (N.H.)



	PPG	RPG	BPG	FG	3FG	FT	Points
14-15	7.1	5.3	1.3	56.6	---	67.1	Rebounds
Big 12	6.1	4.9	1.3	60.9	---	54.2	Assists
B12 Tourn	---	---	---	---	---	---	Blocks
							Steals

16 vs. Tennessee (11-28-14)
13 vs. Oklahoma (1-19-15)
4 at Baylor (1-7-15)
4, 2x last at Texas Tech (2-10-15)
1, 5x last at Kansas State (2-23-15)

Six starts, 28 games played... Did not play last six games due to NCAA precaution... Posted 10 points, four blocks in first Big 12 start (vs. TTU)... Ten games with multiple blocks (37 total)... Big 12 Newcomer of the Week (1/26)... His 30 dunks lead the team... DDs vs. No. 19 OU (1/19) and vs. No. 24 Florida (12/5)... Ranks in the Big 12 in blocks (9th, 1.3) and rebounds (18th, 5.3)... Co-Preseason Big 12 FOY... McDonald's All-American.

SEASON

CAREER

HIGHLIGHTS

2

CLIFF ALEXANDER FR - HS • F • 6-8 • 240 • Chicago, Ill. • Curie HS



	PPG	RPG	APG	FG	3FG	FT	Points
14-15	5.1	1.5	2.0	39.8	40.0	70.0	Rebounds
Big 12	5.1	1.4	2.3	38.8	36.0	69.4	Assists
B12 Tourn	4.0	1.7	2.6	36.4	100.0	60.0	Blocks
							Steals

20 vs. TCU (2-21-15)
6 vs. Texas Tech (1-10-15)
6 vs. Texas Tech (1-10-15)

Appeared in 27 games... Missed six-straight games (seven total) due to injury... Facing ranked opponents, dished out 30 assists compared to 11 turnovers... Hit a three and dished four assists vs. No. 13/15 ISU (3/14)... Hit two FTs with :11 left vs. WVU (3/3) to send the game to OT, scored 10 points on the night... Career-best 20 points vs. TCU (2/21) on 7-of-7 shooting... Shoots over 80 FT pct. with less than five minutes (29-36).

SEASON

CAREER

HIGHLIGHTS

4

DEVONTE' GRAHAM FR - HS • G • 6-2 • 175 • Raleigh, N.C. • Brewster Academy (N.H.)



	PPG	RPG	APG	FG	3FG	FT	Points
14-15	0.6	0.3	0.3	40.0	33.3	---	Rebounds
Big 12	1.7	0.3	---	100.0	100.0	---	Assists
B12 Tourn	---	---	---	---	---	---	Blocks
							Steals

3, 4x last vs. Texas Tech (1-10-15)
2 vs. Washington State (11-19-12)
2 vs. Lafayette (12-20-14)

Appeared in eight games... Knocked down a three-pointer at home against Texas Tech (1/10) and a jumper in Lubbock a month later (2/10)... Dished out a career-high two assists vs. Lafayette (12/20)... Recorded a steal against No. 1 Kentucky (11/18/14)... Played in six games in 2013-14... The son of former KU great and current Wake Forest head coach Danny Manning.


SEASON

CAREER

HIGHLIGHTS

5

EVAN MANNING JR - 2L • G • 6-3 • 170 • Lawrence, Kan. • Free State HS/New Hampton Prep (N.H.)



	PPG	RPG	APG	FG	3FG	FT	Points
14-15	3.0	1.3	0.7	31.0	29.4	83.3	Rebounds
Big 12	1.4	0.6	0.1	27.8	25.0	---	Assists
B12 Tourn	1.0	0.5	1.0	25.0	0.0	---	Blocks
							Steals

11, 2x last vs. Lafayette (12-20-14)
5 vs. Rider (11-24-14)
3 vs. UC Santa Barbara (11-14-14)
1 vs. Texas (2-28-15)
1, 8x last at Texas Tech (2-10-15)

Started six games, appeared in 24... Scored first points since January at Oklahoma (3/7)... Scored 11 points, including three threes, twice this season: vs. Lafayette (12/20), vs. No. 19 Michigan St. (11/30)... Youngest player to start a game at Kansas in the Bill Self era (17)... Represented Ukraine at the 2014 FIBA Basketball World Cup... Earned All-Tournament Team at the 2014 U18 European Championships.

SEASON

CAREER

HIGHLIGHTS

10

SVIATOSLAV MYKHAILIUK FR - HS • G • 6-8 • 195 • Cherkasy, Ukraine



	PPG	RPG	APG	FG	3FG	FT	Points
14-15	0.3	0.2	0.2	25.0	0.0	---	Rebounds
Big 12	---	0.5	---	---	---	---	Assists
B12 Tourn	---	---	---	---	---	---	Blocks
							Steals

2, 3x last vs. Kent State (12-30-14)
2, 2x last vs. Texas (2-16-13)
1, 3x, last vs. Rider (11-24-14)

Appeared in six games... Scored KU's last points of 2014 with a layup against Kent State (12/30)... Recorded an assist vs. Rider (11/24)... Saw first action since the 2012-13 season vs. Washburn (11/3) and vs. Emporia State (11/11) in exhibition... Utilized a medical redshirt in 2013-14... Played in 11 games as a freshman (2012-13)... Scored his first career points against Colorado (12/8)... Son of current KU head coach Bill Self.

SEASON

CAREER

HIGHLIGHTS

11

TYLER SELF R-SO - 1L • G • 6-2 • 165 • Lawrence, Kan. • Free State HS



	PPG	RPG	APG	FG	3FG	FT	Points
14-15	9.3	5.0	0.8	44.8	36.0	71.7	Rebounds
Big 12	10.2	5.8	1.0	44.1	32.1	67.9	Assists
B12 Tourn	12.3	4.3	0.3	42.1	16.7	83.3	Blocks
							Steals

25 vs. TCU (3-12-15)
10, 3x last at Oklahoma (3-7-15)
3, 3x last vs. Iowa State (2-2-15)
3 vs. Texas (2-28-15)
4 at Baylor (1-7-15)

All-Big 12 Honorable Mention, Big 12 All-Newcomer Team... Started 25 games, appeared in all 34... Two-time Big 12 NOW (12/22; 1/19)... Scored 10+ 15 times with three double-doubles... Game saver vs. TCU (3/12) with a career-high 25 points in postseason debut... DD at No. 15 OU (3/7) with 12 points, 10 rebounds... Team-high 19 points vs. No. 19 OU (1/19)... No. 11 overall recruit by ESPN100... McDonald's All-American.

SEASON

CAREER

HIGHLIGHTS

12

KELLY OUBRE, JR. FR - HS • G • 6-7 • 200 • New Orleans, La. • Findlay (Nev.) Prep



	PPG	RPG	APG	FG	3FG	FT	Points
14-15	5.8	2.3	0.7	42.2	40.9	91.7	Rebounds
Big 12	6.9	2.9	0.7	44.0	43.1	87.9	Assists
B12 Tourn	2.7	1.0	1.0	27.3	22.2	---	Blocks
							Steals

SEASON

CAREER

14

BRANNEN GREENE SO - 1L • G • 6-7 • 215 • Juliette, Ga. • Tift County HS

Started twice, appeared in 33 games... Did not play at OU (3/7)... Leads KU in free throw percentage (91.7, 44-48)... Snapped an 0-for-15 streak from three-point range with a big three vs. No. 16 BU (3/13)... Has made his last 15 free throws... Went 4-for-5 from three at No. 17 Texas (1/24)... Hit 5-of-5 threes for a career-high 19 points at Georgetown (12/10)... Multi-threes 11 times this season... 10 career games of 10+ points, nine in 2014-15.

HIGHLIGHTS



	PPG	RPG	APG	FG	3FG	FT	Points
14-15	0.3	0.3	0.1	20.0	0.0	---	Rebounds
Big 12	0.7	0.3	0.3	33.3	---	---	Assists
B12 Tourn	---	---	---	---	---	---	Blocks
							Steals

SEASON

CAREER

15

CHRISTIAN GARRETT SR - 3L • G • 6-4 • 185 • Los Angeles, Calif. • IMG Academy (Fla.)

Appeared in seven games and started his first career game on Senior Night vs. West Virginia (3/3)... Scored his first career points with a running jump shot vs. Texas Tech (1/10)... Pulled down a rebound vs. No. 1 Kentucky (11/18)... Played in seven games in 2013-14, including four Big 12 contests... Scored two points vs. Fort Hays State (11/5) in exhibition play... KU's only senior on the 2014-15 roster.

HIGHLIGHTS



	PPG	RPG	APG	FG	3FG	FT	Points
14-15	0.0	0.3	0.2	0.0	---	---	Rebounds
Big 12	0.0	---	---	0.0	---	---	Assists
B12 Tourn	---	---	---	---	---	---	Blocks
							Steals

SEASON

CAREER

22

JOSH POLLARD FR - HS • G • 6-4 • 200 • Cedar Hills, Utah • Orem HS

Appeared in six games... Dished an assist, swiped a steal vs. Kent State (12/30)... Recorded rebounds vs. Lafayette (12/20) and vs. Kentucky (11/18)... Went on a two-year mission for the Church of Jesus Christ of Latter-day Saints in Los Angeles before coming to KU... Led Orem HS to its first-ever 4A state basketball championship in 2011-12... Averaged 8.8 points, 6.2 rebound and 4.7 assists per game... Earned Utah Valley Defensive Player of the Year.

HIGHLIGHTS



	PPG	RPG	BPG	FG	3FG	FT	Points
14-15	4.7	3.6	1.1	48.4	---	59.6	Rebounds
Big 12	4.8	3.2	1.0	53.6	---	56.5	Assists
B12 Tourn	2.3	3.0	1.0	50.0	---	20.0	Blocks
							Steals

SEASON

CAREER

31

JAMARI TRAYLOR JR - 2L • F • 6-8 • 220 • Chicago, Ill. • IMG Academy (Fla.)

Started 18 games, appeared in 33... Ranks 11th in the Big 12 in blocks (1.1)... Ranks 20th at KU in career blocks (92)... Tied career-high with three blocks vs. TCU (3/12)... Posted 12 points, 10 in second half, at No. 15 OU (3/7)... Scored all 14 points vs. No. 20 WVU (3/3) after halftime... Mid-court dive at No. 17 Texas "one of the best plays I've seen at KU" - Bill Self... Huge at No. 21 Baylor (1/7), going 4-for-4 in second half and led KU with 13 points.

HIGHLIGHTS



	PPG	RPG	BPG	FG	3FG	FT	Points
14-15	3.4	4.0	0.6	52.8	---	65.9	Rebounds
Big 12	3.3	4.1	0.5	46.9	---	76.9	Assists
B12 Tourn	7.7	6.0	1.7	83.3	---	75.0	Blocks
							Steals

SEASON

CAREER

33

LANDEN LUCAS SO - 1L • F • 6-10 • 240 • Portland, Ore. (Westview HS)

Started 12 games, appeared in 30... Career-high 13 points at No. 15 OU (3/7) and vs. TCU (3/12)... Started at the five spot in all three games at the Big 12 Championship... Recorded a DD (13 points/12 rebounds) in his first career Big 12 start at No. 15 OU (3/7)... Biggest block of the game with :01 remaining vs. WVU (3/3) to send it to OT... Nine points against No. 16 BU (2/14)... First career start vs. Rider (11/24) with nine points.

HIGHLIGHTS



	PPG	RPG	BPG	FG	3FG	FT	Points
14-15	13.8	7.0	0.7	45.9	38.6	71.9	Rebounds
Big 12	15.1	7.2	0.9	50.0	47.6	70.9	Assists
B12 Tourn	9.0	7.5	0.0	28.6	50.0	100.0	Blocks
							Steals

SEASON

CAREER

34

PERRY ELLIS JR - 2L • F • 6-8 • 225 • Wichita, Kan. • Wichita Heights HS

All-Big 12 First Team... Started 32 games... Returned from two-game injury against BU (3/13) for 11 points, then followed with nine rebounds vs. No. 13 ISU (3/14)... The 56th 1,000-career point scorer in program history (currently at 1,131)... Posted three-straight games of 20+ points, including a season-high 28 vs. Texas (2/28)... Only Big 12 player to rank in the top-10 in points (6th, 13.8), rebounds (4th, 7.0) and FG Pct. (8th, 45.9)... Thirteen career DDS, seven this season.

HIGHLIGHTS



	PPG	RPG	BPG	FG	3FG	FT	Points
14-15	2.4	1.9	1.0	50.0	---	84.6	Rebounds
Big 12	3.0	2.6	1.1	54.5	---	90.0	Assists
B12 Tourn	2.0	1.3	1.3	42.9	---	---	Blocks
							Steals

SEASON

CAREER

42

HUNTER MICKELSON R-JR - TR • F • 6-9 • 260 • Jonesboro, Ark. • University of Arkansas

Appeared in 18 games... Averaging 10.0 minutes and 1.5 blocks in last six games and is the only Jayhawk with a block in each of those... Recorded two steals and two blocks vs. No. 16 BU (3/13)... Six boards at No. 15 OU (3/7)... Huge vs. No. 20 WVU (3/3) with eight points, three steals and two blocks... Recorded KU career-highs vs. Lafayette (12/20) with eight points, seven rebounds... Set Arkansas freshman blocks record with 72 in 2011-12.

HIGHLIGHTS

KANSAS CAREER RECORDS

SCORING

Rk.	Name	Points	Yrs.
1.	Danny Manning	2,951	1985-88
2.	Nick Collison	2,097	2000-03
3.	Raef LaFrentz	2,066	1995-98
4.	Clyde Lovellette	1,979	1950-52
5.	Sherron Collins	1,888	2007-10
6.	Darnell Valentine	1,821	1978-81
7.	Keith Langford	1,812	2002-05
8.	Paul Pierce	1,768	1996-98
9.	Dave Robisch	1,754	1969-71
10.	Kirk Hinrich	1,753	2000-03
11.	Kevin Pritchard	1,692	1987-90
12.	Mark Randall	1,627	1987, 89-91
13.	Wayne Simien	1,593	2002-05
14.	Tyshawn Taylor	1,580	2009-12
15.	Jeff Boschee	1,560	1999-2002
16.	Kenny Gregory	1,555	1998-2001
17.	Calvin Thompson	1,548	1983-86
18.	Drew Gooden	1,526	2000-02
19.	Ron Kellogg	1,508	1983-86
20.	Bud Stallworth	1,495	1970-72
21.	Tony Guy	1,488	1979-82
22.	Brandon Rush	1,477	2006-08
23.	Wilt Chamberlain	1,433	1957-58
24.	Richard Scott	1,375	1991-94
25.	Adonis Jordan	1,373	1990-93
26.	Marcus Morris	1,371	2009-11
27.	Mario Chalmers	1,341	2006-08
28.	Walter Wesley	1,315	1964-66
29.	Jo Jo White	1,286	1966-68
30.	Eric Chenowith	1,281	1998-2001
31.	Jerod Haase	1,264	1995-97
32.	Steve Woodberry	1,240	1991-94
33.	Scot Pollard	1,209	1994-97
34.	Greg Dreiling	1,209	1984-86
35.	Jacque Vaughn	1,207	1994-97
36.	Aaron Miles	1,183	2002-05
37.	Milt Newton	1,166	1985, 87-89
38.	Rick Suttle	1,156	1973-75
39.	Billy Thomas	1,152	1995-98
40.	Perry Ellis	1,131	2013-present
41.	Wayne Hightower	1,128	1960-61
42.	Charlie Black	1,082	1942-43, 46-47
43.	Rex Walters	1,064	1992-93
44.	Otto Schnellbacher	1,062	1943, 46-48
45.	Kelly Knight	1,057	1980, 82-84
46.	Ryan Robertson	1,055	1996-99
47.	Nolen Ellison	1,045	1961-63
48.	Carl Henry	1,044	1983-84
49.	Cole Aldrich	1,038	2008-10
50.	Jerry Gardner	1,030	1960-62
51.	Bill Bridges	1,028	1959-61
52.	Thomas Robinson	1,026	2010-12
53.	Cedric Hunter	1,022	1984-87
54.	David Magley	1,022	1979-82
55.	Rodger Bohnenstiehl	1,006	1966-68
56.	Norm Cook	1,004	1974-76

REBOUNDS

Rk.	Name	Rebounds	Yrs.
1.	Danny Manning	1,187	1985-88
2.	Raef LaFrentz	1,186	1995-98
3.	Nick Collison	1,143	2000-03
4.	Bill Bridges	1,081	1959-61
5.	Eric Chenowith	933	1998-2001
6.	Drew Gooden	905	2000-02
7.	Wayne Simien	884	2002-05
8.	Wilt Chamberlain	877	1957-58
9.	Cole Aldrich	860	2008-10
10.	Scot Pollard	850	1994-97
11.	Clyde Lovellette	839	1950-52
12.	Dave Robisch	815	1969-71
13.	Greg Ostertag	770	1992-95
14.	Thomas Robinson	763	2010-12

15.	Mark Randall	723	1987, 89-91
16.	Paul Mokeski	680	1977-79
17.	Marcus Morris	676	2009-11
18.	Paul Pierce	676	1996-98
19.	Markieff Morris	662	2009-11
20.	Greg Dreiling	650	1984-86
21.	Roger Brown	640	1969-71
22.	Jeff Withey	628	2010-13
23.	Norman Cook	624	1974-76
24.	Darnell Jackson	612	2005-08
25.	Richard Scott	607	1991-94
26.	Pierre Russell	607	1969-71
27.	Kenny Gregory	603	1998-2001
28.	Perry Ellis	602	2013-present
29.	Brandon Rush	602	2006-08
30.	Kelly Knight	601	1980-84

THREE-POINT FIELD GOALS MADE

Rk.	Name	Threes	Yrs.
1.	Jeff Boschee	338	1999-2002
2.	Billy Thomas	269	1995-98
3.	Kirk Hinrich	236	2000-03
4.	Sherron Collins	232	2007-10
5.	Brandon Rush	205	2006-08
6.	Terry Brown	200	1990-91
7.	Mario Chalmers	180	2006-08
8.	Adonis Jordan	179	1990-93
9.	Tyrel Reed	176	2008-11
10.	Jerod Haase	156	1995-97
11.	Kevin Pritchard	154	1987-90
12.	Rex Walters	151	1992-93
13.	Elijah Johnson	147	2010-13
14.	Ryan Robertson	144	1996-99
15.	J.R. Giddens	137	2004-05
16.	Steve Woodberry	126	1991-94
17.	Tyshawn Taylor	120	2009-12
18.	Sean Pearson	117	1993-96
19.	Brady Morningstar	116	2007-11
20.	Paul Pierce	108	1996-98
21.	Aaron Miles	105	2002-05
22.	Jacque Vaughn	105	1994-97
23.	Keith Langford	102	2002-05
24.	Milt Newton	100	1985-89

-- **Wayne Selden, Jr.** 88 2014-present

THREE-POINT FIELD GOAL ATTEMPTS

Rk.	Name	Attempts	Yrs.
1.	Jeff Boschee	843	1999-2002
2.	Billy Thomas	691	1995-98
3.	Sherron Collins	615	2007-10
4.	Kirk Hinrich	546	2000-03
5.	Terry Brown	485	1990-91
6.	Brandon Rush	471	2006-08
7.	Jerod Haase	461	1995-97
8.	Adonis Jordan	437	1990-93
9.	Tyrel Reed	433	2008-11
10.	Elijah Johnson	430	2010-13
11.	Mario Chalmers	430	2006-08
12.	Kevin Pritchard	379	1987-90
13.	Sean Pearson	371	1993-96
14.	J.R. Giddens	369	2004-05
15.	Rex Walters	361	1992-93
16.	Ryan Robertson	354	1996-99
17.	Tyshawn Taylor	324	2009-pr.
18.	Aaron Miles	307	2002-05
19.	Paul Pierce	304	1996-98
20.	Steve Woodberry	298	1991-94
21.	Russell Robinson	296	2005-08
22.	Brady Morningstar	281	2007-11
23.	Jacque Vaughn	274	1994-97

-- **Wayne Selden, Jr.** 251 2014-present

DOUBLE-DOUBLES

Rk.	Name	DDs	Yrs.
1.	Raef LaFrentz	56	1995-98
2.	Danny Manning	45	1985-88
3.	Dave Robisch	45	1969-71
4.	Drew Gooden	44	2000-02
5.	Wayne Simien	38	2002-05
6.	Cole Aldrich	37	2008-10
7.	Nick Collison	37	2000-03
8.	Thomas Robinson	32	2010-12
9.	Eric Chenowith	21	1998-2001
10.	Jeff Withey	19	2010-13
11.	Marcus Morris	19	2009-11
12.	Paul Mokeski	18	1976-79
13.	Scot Pollard	16	1994-97
14.	Markieff Morris	14	2009-11
15.	Kelly Knight	14	1980, 82-84
16.	Herb Nobles	14	1976-77
17.	Perry Ellis	13	2013-present
18.	Greg Ostertag	13	1992-95
19.	Mark Randall	13	1987, 87-91
20.	Norm Cook	13	1974-76
21.	Aaron Miles	12	2002-05
22.	Danny Knight	12	1973-75

ASSISTS

Rk.	Name	Assists	Yrs.
1.	Aaron Miles	954	2002-05
2.	Jacque Vaughn	804	1994-97
3.	Cedric Hunter	684	1984-87
4.	Kirk Hinrich	668	2000-03
5.	Darnell Valentine	609	1978-81
6.	Tyshawn Taylor	575	2009-12
7.	Adonis Jordan	568	1990-93
8.	Sherron Collins	552	2007-10
9.	Russell Robinson	500	2005-08
10.	Kevin Pritchard	499	1987-90
11.	Ryan Robertson	485	1996-99
12.	Mark Turgeon	437	1984-87
13.	Jeff Boschee	425	1999-2002
14.	Mario Chalmers	420	2006-08
15.	Elijah Johnson	399	2010-13
16.	Steve Woodberry	361	1991-94
17.	Jerod Haase	343	1995-97
18.	Danny Manning	342	1985-88
19.	Tony Guy	327	1979-82
20.	Keith Langford	322	2002-05
21.	Calvin Thompson	321	1983-86

STEALS

Rk.	Name	Steals	Yrs.
1.	Darnell Valentine	336	1978-81
2.	Mario Chalmers	283	2006-08
3.	Aaron Miles	264	2002-05
4.	Danny Manning	250	1985-88
5.	Russell Robinson	247	2005-08
6.	Kirk Hinrich	206	2000-03
7.	Kevin Pritchard	190	1987-90
8.	Nick Bradford	187	1997-2000
9.	Adonis Jordan	181	1990-93
10.	Alonzo Jamison	175	1990-92
11.	Jerod Haase	174	1995-97
12.	Tyshawn Taylor	172	2009-12
13.	Jeff Boschee	161	1999-2002
14.	Tony Guy	161	1979-82
15.	Jacque Vaughn	160	1994-97
16.	Steve Woodberry	160	1991-94
17.	Cedric Hunter	157	1984-87
18.	Nick Collison	155	2000-03
19.	Paul Pierce	147	1996-98
20.	Sherron Collins	145	2007-10
21.	Ryan Robertson	143	1996-99

22.	Brady Morningstar	133	2007-11
23.	Keith Langford	129	2002-05
24.	Clinton Johnson	127	1975-78
25.	Billy Thomas	121	1995-98

BLOCKED SHOTS

(started 1974-75)

Rk.	Name	Blocks	Yrs.
1.	Jeff Withey	311	2010-13
2.	Greg Ostertag	258	1992-95
3.	Cole Aldrich	253	2008-10
4.	Nick Collison	243	2000-03
5.	Eric Chenowith	242	1998-2001
6.	Scot Pollard	218	1994-97
7.	Danny Manning	200	1985-88
8.	John Crawford	155	1978-81
9.	Sasha Kaun	150	2005-08
10.	Donnie Von Moore	147	1974-75, 77-78
11.	Raef LaFrentz	138	1995-98
12.	Greg Dreiling	138	1984-86
13.	Paul Mokeski	136	1976-79
14.	B.J. Williams	112	1994-97
15.	Darrell Arthur	109	2007-08
16.	Drew Gooden	107	2000-02
17.	Patrick Richey	106	1991-94
18.	Markieff Morris	103	2009-pr.
19.	Paul Pierce	98	1996-98
20.	Jamari Traylor	92	2013-present
21.	Julian Wright	91	2006-07

THREE-POINT FIELD GOAL PCT.

(Min. 200 attempts; started 1986-87)

Rk.	Name	3FG-3FGA	Pct.	Yrs.
1.	Milt Newton	100-224	44.6	1987-89
2.	Jeff Guelldner	90-205	43.9	1987-90
3.	Brandon Rush	205-471	43.5	2005-08
4.	Kirk Hinrich	236-546	43.2	2000-03
5.	Steve Woodberry	126-298	42.3	1991-94
6.	Mario Chalmers	180-430	41.9	2005-08
7.	Rex Walters	151-361	41.8	1992-93
8.	Brady Morningstar	116-281	41.3	2007-11
9.	Terry Brown	200-485	41.2	1990-91
10.	Adonis Jordan	179-437	40.9	1990-93
11.	Ryan Robertson	144-354	40.7	1996-99
12.	Tyrel Reed	176-433	40.6	2008-11
13.	Kevin Pritchard	154-379	40.6	1987-90
14.	Jeff Boschee	338-843	40.1	1999-02
15.	Keith Langford	102-257	39.7	2002-05
16.	Billy Thomas	269-691	38.9	1995-98
17.	Jacque Vaughn	105-274	38.3	1994-97
18.	Sherron Collins	232-655	37.7	2007-10
19.	Greg Gurley	81-215	37.7	1992-95
20.	J.R. Giddens	137-369	37.1	2004-05
21.	Tyshawn Taylor	120-324	37.0	2009-12
22.	Paul Pierce	108-304	35.5	1996-98
23.	Wayne Selden, Jr.	88-251	35.0	2014-pr.

OVERALL STATISTICS

Kansas Men's Basketball 2014-15
Kansas Combined Team Statistics (as of Mar 14, 2015)
All games

Overall record: 26-8 Conf: 13-5 Home: 16-0 Away: 5-6 Neutral: 5-2

##	Player	gp-gs	min	avg	Total		3-Point		F-Throw		Rebounds				pf	dq	a	to	blk	stl	pts	avg
					fg-fga	fg%	3fg-fga	3fg%	ft-fga	ft%	off	def	tot	avg								
34	Ellis, Perry	32-32	921	28.8	158-344	.459	17-44	.386	110-153	.719	73	151	224	7.0	74	2	41	54	22	26	443	13.8
00	Mason III, Frank	34-34	1147	33.7	139-322	.432	37-91	.407	104-131	.794	20	106	126	3.7	60	0	137	67	4	48	419	12.3
01	Selden Jr., Wayne	34-34	1017	29.9	109-282	.387	46-124	.371	69-105	.657	33	65	98	2.9	70	2	94	70	19	21	333	9.8
12	Oubre Jr., Kelly	34-25	711	20.9	104-232	.448	32-89	.360	76-106	.717	36	135	171	5.0	65	1	27	39	13	39	316	9.3
02	Alexander, Cliff	28-6	492	17.6	73-129	.566	0-0	.000	53-79	.671	55	93	148	5.3	57	0	12	28	37	5	199	7.1
14	Greene, Brannen	33-2	486	14.7	54-128	.422	38-93	.409	44-48	.917	9	64	73	2.2	40	0	24	29	4	9	190	5.8
04	Graham, Devonte'	27-0	463	17.1	39-98	.398	12-30	.400	49-70	.700	7	33	40	1.5	42	0	54	29	0	20	139	5.1
31	Traylor, Jamari	33-18	670	20.3	62-128	.484	0-0	.000	31-52	.596	51	69	120	3.6	76	2	30	50	36	27	155	4.7
33	Lucas, Landen	30-12	437	14.6	38-72	.528	0-0	.000	27-41	.659	43	77	120	4.0	65	1	10	30	17	8	103	3.4
10	Mykhailiuk, Svi	24-6	287	12.0	26-84	.310	15-51	.294	5-6	.833	8	23	31	1.3	16	0	16	15	1	8	72	3.0
42	Mickelson, Hunter	18-0	131	7.3	16-32	.500	0-0	.000	11-13	.846	15	19	34	1.9	25	0	1	9	18	7	43	2.4
05	Manning, Evan	8-0	26	3.3	2-5	.400	1-3	.333	0-0	.000	0	2	2	0.3	2	0	2	1	0	3	5	0.6
11	Self, Tyler	6-0	11	1.8	1-4	.250	0-2	.000	0-0	.000	0	1	1	0.2	3	0	1	3	0	0	2	0.3
15	Garrett, Christian	8-1	13	1.6	1-5	.200	0-1	.000	0-0	.000	1	1	2	0.3	2	0	1	3	0	0	2	0.3
22	Pollard, Josh	6-0	12	2.0	0-3	.000	0-0	.000	0-0	.000	1	1	2	0.3	2	0	1	1	0	1	0	0.0
23	Huey, Chris	1-0	1	1.0	0-1	.000	0-0	.000	0-0	.000	0	0	0	0.0	0	0	0	0	0	0	0	0.0
Team											50	48	98				7					
Total.....		34	6825		822-1869	.440	198-528	.375	579-804	.720	402	888	1290	37.9	599	8	451	435	171	222	2421	71.2
Opponents.....		34	6825		780-1977	.395	195-631	.309	444-664	.669	415	751	1166	34.3	660	-	381	398	174	216	2199	64.7

TEAM STATISTICS			KU	OPP	Date	Opponent	Score	Att.
SCORING			2421	2199	11/14/14	UC SANTA BARBARA	w 69-59	16300
Points per game			71.2	64.7	11/18/14	vs Kentucky	L 40-72	19306
Scoring margin			+6.5	-	11/24/14	RIDER	w 87-60	16300
FIELD GOALS-ATT			822-1869	780-1977	11/27/14	vs Rhode Island	w 76-60	3915
Field goal pct			.440	.395	11/28/14	vs Tennessee	w 82-67	4383
3 POINT FG-ATT			198-528	195-631	11/30/14	vs Michigan State	w 61-56	4842
3-point FG pct			.375	.309	12/05/14	FLORIDA	w 71-65	16300
3-pt FG made per game			5.8	5.7	12/10/14	at Georgetown	w 75-70	14164
FREE THROWS-ATT			579-804	444-664	12/13/14	UTAH	w 63-60	17627
Free throw pct			.720	.669	12/20/14	LAFAYETTE	w 96-69	16300
F-Throws made per game			17.0	13.1	12/22/14	at Temple	L 52-77	11188
REBOUNDS			1290	1166	12/30/14	KENT STATE	w 78-62	16300
Rebounds per game			37.9	34.3	01/04/15	UNLV	w 76-61	16300
Rebounding margin			+3.6	-	* 01/07/15	at Baylor	w 56-55	7088
ASSISTS			451	381	* 01/10/15	TEXAS TECH	w 86-54	16300
Assists per game			13.3	11.2	* 01/13/15	OKLAHOMA STATE	w 67-57	16300
TURNOVERS			435	398	* 01/17/15	at Iowa State	L 81-86	14384
Turnovers per game			12.8	11.7	* 01/19/15	OKLAHOMA	w 85-78	16300
Turnover margin			-1.1	-	* 01/24/15	at Texas	w 75-62	16540
Assist/turnover ratio			1.0	1.0	* 01/28/15	at TCU	w 64-61	5439
STEALS			222	216	* 01/31/15	KANSAS STATE	w 68-57	16300
Steals per game			6.5	6.4	* 02/02/15	IOWA STATE	w 89-76	16300
BLOCKS			171	174	* 02/07/15	at Oklahoma State	L 62-67	10399
Blocks per game			5.0	5.1	* 02/10/15	at Texas Tech	w 73-51	8397
ATTENDANCE			262127	208729	* 02/14/15	BAYLOR	w 74-64	16300
Home games-Avg/Game			16-16383	11-10842	* 02/16/15	at West Virginia	L 61-62	7033
Neutral site-Avg/Game			-	7-12781	* 02/21/15	TCU	w 81-72	16300
Score by Periods			1st 2nd OT Totals		* 02/23/15	at Kansas State	L 63-70	12528
Kansas			1148 1256 17 2421		* 02/28/15	TEXAS	w 69-64	16300
Opponents			997 1192 10 2199		* 03/03/15	WEST VIRGINIA	Wot 76-69	16300
					* 03/07/15	at Oklahoma	L 73-75	12104
					03/12/15	vs TCU	w 64-59	18972
					03/13/15	vs Baylor	w 62-52	18972
					03/14/15	vs Iowa State	L 66-70	19075

* - Conference game

CONFERENCE GAMES ONLY STATISTICS

Kansas Men's Basketball 2014-15
Kansas Combined Team Statistics (as of Mar 07, 2015)
Conference games

Overall record: 13-5 Conf: 13-5 Home: 9-0 Away: 4-5 Neutral: 0-0

#	Player	gp-gs	min	avg	Total		3-Point		F-Throw		Rebounds				pf	dq	a	to	blk	stl	pts	avg
					fg-fga	fg%	3fg-fga	3fg%	ft-fa	ft%	off	def	tot	avg								
34	Ellis, Perry	17-17	498	29.3	95-190	.500	10-21	.476	56-79	.709	36	87	123	7.2	43	2	22	30	16	14	256	15.1
00	Mason III, Frank	18-18	608	33.8	76-179	.425	18-51	.353	61-78	.782	14	51	65	3.6	37	0	72	33	0	21	231	12.8
12	Oubre Jr., Kelly	18-17	426	23.7	64-145	.441	18-56	.321	38-56	.679	21	83	104	5.8	37	1	18	17	11	26	184	10.2
01	Selden Jr., Wayne	18-18	517	28.7	52-142	.366	27-70	.386	29-41	.707	11	30	41	2.3	34	1	47	38	11	12	160	8.9
14	Greene, Brannen	17-0	271	15.9	33-75	.440	22-51	.431	29-33	.879	6	44	50	2.9	23	0	12	15	3	5	117	6.9
02	Alexander, Cliff	15-5	253	16.9	39-64	.609	0-0	.000	13-24	.542	26	47	73	4.9	33	0	11	14	20	2	91	6.1
04	Graham, Devonte'	17-0	300	17.6	26-67	.388	9-25	.360	25-36	.694	3	20	23	1.4	27	0	39	19	0	12	86	5.1
31	Traylor, Jamari	18-13	374	20.8	37-69	.536	0-0	.000	13-23	.565	27	30	57	3.2	49	2	17	25	18	16	87	4.8
33	Lucas, Landen	15-1	239	15.9	15-32	.469	0-0	.000	20-26	.769	22	40	62	4.1	34	0	8	12	8	3	50	3.3
42	Mickelson, Hunter	7-0	62	8.9	6-11	.545	0-0	.000	9-10	.900	6	12	18	2.6	14	0	1	5	8	4	21	3.0
05	Manning, Evan	3-0	5	1.7	2-2	1.000	1-1	1.000	0-0	.000	0	1	1	0.3	0	0	0	0	0	1	5	1.7
10	Mykhailiuk, Svi	9-0	54	6.0	5-18	.278	3-12	.250	0-0	.000	0	5	5	0.6	5	0	1	2	1	1	13	1.4
15	Garrett, Christian	3-1	7	2.3	1-3	.333	0-0	.000	0-0	.000	0	1	1	0.3	2	0	1	2	0	0	2	0.7
22	Pollard, Josh	2-0	5	2.5	0-1	.000	0-0	.000	0-0	.000	0	0	0	0.0	1	0	0	1	0	0	0	0.0
11	Self, Tyler	2-0	5	2.5	0-0	.000	0-0	.000	0-0	.000	0	1	1	0.5	1	0	0	1	0	0	0	0.0
23	Huey, Chris	1-0	1	1.0	0-1	.000	0-0	.000	0-0	.000	0	0	0	0.0	0	0	0	0	0	0	0	0.0
Team											22	28	50					4				
Total.....		18	3625		451-999	.451	108-287	.376	293-406	.722	194	480	674	37.4	340	6	249	218	96	117	1303	72.4
Opponents.....		18	3625		410-1082	.379	103-329	.313	257-380	.676	252	401	653	36.3	347	-	199	210	92	103	1180	65.6

TEAM STATISTICS	KU	OPP	Date	Opponent	Score	Att.
SCORING	1303	1180	* 01/07/15	at Baylor	w 56-55	7088
Points per game	72.4	65.6	* 01/10/15	TEXAS TECH	w 86-54	16300
Scoring margin	+6.8	-	* 01/13/15	OKLAHOMA STATE	w 67-57	16300
FIELD GOALS-ATT	451-999	410-1082	* 01/17/15	at Iowa State	L 81-86	14384
Field goal pct	.451	.379	* 01/19/15	OKLAHOMA	w 85-78	16300
3 POINT FG-ATT	108-287	103-329	* 01/24/15	at Texas	w 75-62	16540
3-point FG pct	.376	.313	* 01/28/15	at TCU	w 64-61	5439
3-pt FG made per game	6.0	5.7	* 01/31/15	KANSAS STATE	w 68-57	16300
FREE THROWS-ATT	293-406	257-380	* 02/02/15	IOWA STATE	w 89-76	16300
Free throw pct	.722	.676	* 02/07/15	at Oklahoma State	L 62-67	10399
F-Throws made per game	16.3	14.3	* 02/10/15	at Texas Tech	w 73-51	8397
REBOUNDS	674	653	* 02/14/15	BAYLOR	w 74-64	16300
Rebounds per game	37.4	36.3	* 02/16/15	at West Virginia	L 61-62	7033
Rebounding margin	+1.2	-	* 02/21/15	TCU	w 81-72	16300
ASSISTS	249	199	* 02/23/15	at Kansas State	L 63-70	12528
Assists per game	13.8	11.1	* 02/28/15	TEXAS	w 69-64	16300
TURNOVERS	218	210	* 03/03/15	WEST VIRGINIA	wot 76-69	16300
Turnovers per game	12.1	11.7	* 03/07/15	at Oklahoma	L 73-75	12104
Turnover margin	-0.4	-				
Assist/turnover ratio	1.1	0.9				
STEALS	117	103				
Steals per game	6.5	5.7				
BLOCKS	96	92				
Blocks per game	5.3	5.1				
ATTENDANCE	146700	93912				
Home games-Avg/Game	9-16300	9-10435				
Neutral site-Avg/Game	-	0-0				

* - Conference game

Score by Periods	1st	2nd	OT	Totals
Kansas	589	697	17	1303
Opponents	532	638	10	1180

BIG 12 CHAMPIONSHIP ONLY STATISTICS

Kansas Men's Basketball 2014-15
Kansas Combined Team Statistics (as of Mar 14, 2015)
Big 12 Championship

RECORD:	OVERALL	HOME	AWAY	NEUTRAL
ALL GAMES	2-1	0-0	0-0	2-1
CONFERENCE	0-0	0-0	0-0	0-0
NON-CONFERENCE	2-1	0-0	0-0	2-1

##	Player	gp-gs	min	avg	Total		3-Point		F-Throw		Rebounds				pf	dq	a	to	blk	stl	pts	avg
					fg-fga	fg%	3fg-fga	3fg%	ft-fa	ft%	off	def	tot	avg								
01	Selden Jr., Wayne	3-3	91	30.3	18-27	.667	1-5	.200	15-23	.652	4	13	17	5.7	5	1	4	8	0	2	52	17.3
12	Oubre Jr., Kelly	3-3	80	26.7	8-19	.421	1-6	.167	20-24	.833	1	12	13	4.3	8	0	1	8	2	4	37	12.3
34	Ellis, Perry	2-2	56	28.0	6-21	.286	2-4	.500	4-4	1.000	5	10	15	7.5	5	0	1	4	0	0	18	9.0
00	Mason III, Frank	3-3	106	35.3	8-31	.258	1-5	.200	10-14	.714	1	10	11	3.7	5	0	10	5	0	5	27	9.0
33	Lucas, Landen	3-3	73	24.3	10-12	.833	0-0	.000	3-4	.750	5	13	18	6.0	9	0	1	4	5	0	23	7.7
04	Graham, Devonte'	3-0	59	19.7	4-11	.364	1-1	1.000	3-5	.600	0	5	5	1.7	5	0	8	3	0	1	12	4.0
14	Greene, Brannen	3-0	46	15.3	3-11	.273	2-9	.222	0-0	.000	0	3	3	1.0	3	0	3	6	0	4	8	2.7
31	Traylor, Jamari	3-1	52	17.3	3-6	.500	0-0	.000	1-5	.200	4	5	9	3.0	6	0	2	6	3	2	7	2.3
42	Mickelson, Hunter	3-0	22	7.3	3-7	.429	0-0	.000	0-0	.000	2	2	4	1.3	6	0	0	2	4	2	6	2.0
10	Mykhailiuk, Svi	2-0	15	7.5	1-4	.250	0-2	.000	0-0	.000	0	1	1	0.5	1	0	2	1	0	0	2	1.0
15	Garrett, Christian	1-0	0	0.0	0-0	.000	0-0	.000	0-0	.000	0	0	0	0.0	0	0	0	0	0	0	0	0.0
Team											5	6	11					1				
Total.....		3	600		64-149	.430	8-32	.250	56-79	.709	27	80	107	35.7	53	1	32	48	14	20	192	64.0
Opponents.....		3	600		65-167	.389	7-44	.159	44-65	.677	33	67	100	33.3	64	-	25	38	12	29	181	60.3

TEAM STATISTICS	KU	OPP	Date	Opponent	Score	Att.
SCORING	192	181	03/12/15	vs TCU	W 64-59	18972
Points per game	64.0	60.3	03/13/15	vs Baylor	W 62-52	18972
Scoring margin	+3.7	-	03/14/15	vs Iowa State	L 66-70	19075
FIELD GOALS-ATT	64-149	65-167	* - Conference game			
Field goal pct	.430	.389				
3 POINT FG-ATT	8-32	7-44				
3-point FG pct	.250	.159				
3-pt FG made per game	2.7	2.3				
FREE THROWS-ATT	56-79	44-65				
Free throw pct	.709	.677				
F-Throws made per game	18.7	14.7				
REBOUNDS	107	100				
Rebounds per game	35.7	33.3				
Rebounding margin	+2.3	-				
ASSISTS	32	25				
Assists per game	10.7	8.3				
TURNOVERS	48	38				
Turnovers per game	16.0	12.7				
Turnover margin	-3.3	-				
Assist/turnover ratio	0.7	0.7				
STEALS	20	29				
Steals per game	6.7	9.7				
BLOCKS	14	12				
Blocks per game	4.7	4.0				
ATTENDANCE	0	57019				
Home games-Avg/Game	0-0	0-0				
Neutral site-Avg/Game	-	3-19006				

Score by Periods	1st	2nd	Totals
Kansas	96	96	192
Opponents	67	114	181

INDIVIDUAL SUPERLATIVES

CATEGORY	KANSAS
Points Scored	28, Perry Ellis vs. Texas (2-28-15)
Total Field Goals	10, Perry Ellis at Kansas State (2-23-15)
Total FGs Attempted	21, Perry Ellis vs. Texas (2-28-15)
Highest FG% (5 made)	100.0 (7-7), Devonte' Graham vs. TCU (2-21-15)
Highest FG% (10 made)	62.5 (10-16), Perry Ellis at Kansas State (2-23-15)
3-Point Field Goals	5, Wayne Selden, Jr. vs. Iowa State (2-2-15)
	5, Brannen Greene at Georgetown (12-10-14)
3-Pt. FGs Attempted	8, Wayne Selden, Jr. vs. UNLV (1-4-15)
3-Point FG% (min. 3 made)	100.0 (5-5) Brannen Greene at Georgetown (12-10-14)
	100.0 (3-3) Perry Ellis vs. Texas Tech (1-10-15)
3-Point FG% (min. 5 made)	100.0 (5-5) Brannen Greene at Georgetown (12-10-14)
Free Throws	15, Kelly Oubre, Jr. vs. TCU (3-12-15)
Free Throws Attempted	19, Kelly Oubre, Jr. vs. TCU (3-12-15)
Free Throw % (6 made)	100.0, 2x last (9-9), Frank Mason III at Oklahoma (3-7-15)
Free Throw % (10 made)	91.7, (11-12), 2x last Frank Mason vs. West Virginia (3-3-15)
Offensive Rebounds	7, Cliff Alexander vs. Oklahoma (1-19-15)
Defensive Rebounds	10, 2x last Perry Ellis vs. Kansas State (1-31-15)
Total Rebounds	13, 3x last vs. Perry Ellis vs. Texas (2-28-15)
Assists	9, 2x, last Frank Mason III vs. Lafayette (12-20-14)
Turnovers	6, Jamari Traylor at Oklahoma State (2-7-15)
Blocked Shots	4, 3x, last Cliff Alexander at Texas Tech (2-10-15)
Steals	4, 2x, last Kelly Oubre, Jr. at Baylor (1-7-15)
Minutes Played (including OT)	42, Frank Mason III vs. West Virginia (3-3-15)

OPPONENT
26 by Buddy Hield of Oklahoma (1-19-15)
9, 5x last by Georges Niang of Iowa State (3-14-15)
20 by Buddy Hield of Oklahoma (3-7-15)
83.3 (5-6), 3x last by Cody Doolin of UNLV (1-4-15)
--
5, 2x last by Dexter Miles, Jr. of West Virginia (3-3-15)
13 by Buddy Hield of Oklahoma (1-19-15)
80.0 (4-5) by Nigel Johnson of Kansas State (2-23-15)
55.6 (5-9) by Dexter Miles, Jr. of West Virginia (3-3-15)
11 by Le'Bryan Nash of Oklahoma State (1-13-15)
12 by Le'Bryan Nash of Oklahoma State (1-13-15)
100.0, 2x last (8-8) by Trey Zeigler of TCU (3-12-15)
91.6 (11-12) by Le'Bryan Nash of Oklahoma State (1-13-15)
8 by Rico Gathers of Baylor (1-7-15)
11 by Alan Williams of UC Santa Barbara (11-14-14)
14 by Rico Gathers of Baylor (1-7-15)
10 by Monte' Morris of Iowa State (1-17-15)
8 by Trey Zeigler of TCU (3-12-15)
5, 3x last by Myles Turner of Texas (2-28-15)
4, 3x last by Chris Washburn of TCU (3-12-15)
40, 2x last by Trey Zeigler of TCU (3-12-15)

TEAM SUPERLATIVES

KANSAS HIGH	KANSAS LOW	CATEGORY	OPPONENT HIGH	OPPONENT LOW
96 vs. Lafayette (12-20-14)	40 vs. Kentucky (11-18-14)	Points Scored	86 by Iowa State (1-17-15)	52 by Baylor (3-13-15)
54 (2nd) vs. Iowa State (2-2-15)	12 (2nd) vs. Kentucky (11-18-14)	Points/Half	50 (2nd) by Iowa State (1-17-15)	17 (1st) by Kansas State (1-31-15)
17 vs. West Virginia (3-3-15)	--	Points/Overtime	10 by West Virginia (3-3-15)	--
38 vs. Lafayette (12-20-14)	11 vs. Kentucky (11-18-14)	Total Field Goals	31 by Iowa State (1-17-15)	16 by Oklahoma State (1-13-15)
76 vs. Lafayette (12-20-14)	43, 2x last vs. Oklahoma State (1-13-15)	Field Goal Attempts	72, 2x last by Iowa State (2-2-15)	48 by Temple (12-22-14)
59.6 (31-52) vs. Rider (11-24-14)	19.6 (11-56) vs. Kentucky (11-18-14)	FG Percentage	58.3 (28-48) by Temple (12-22-14)	30.6 (22-72) by TCU (1-28-15)
12 vs. Lafayette (12-20-14)	0 vs. TCU (3-12-15)	3-Point Field Goals	12 by Lafayette (12-20-14)	1 by TCU (3-12-15)
	0 vs. West Virginia (3-3-15)			
23, 2x last at Iowa State (1-17-15)	8, 3x last vs. TCU (3-12-15)	3-Point FG Attempts	26 by Lafayette (12-20-14)	6 by TCU (3-12-15)
58.8 (10-17) at Georgetown (12-10-14)	0-0 (0-8) vs. TCU (3-12-15)	3-Point FG Percentage	53.3 (8-15) by Baylor (1-7-15)	12.5 (2-16) by Iowa State (3-14-15)
	0.0 (0-15) vs. West Virginia (3-3-15)			
34 vs. West Virginia (3-3-15)	3 at Baylor (1-7-15)	Free Throws	22 by Oklahoma State (1-13-15)	5 by Lafayette (12-20-14)
46 vs. Oklahoma State (1-13-15)	6 at Baylor (1-7-15)	Free Throw Attempts	29 by TCU (1-28-15)	7 by Lafayette (12-20-14)
91.3 (21-23) vs. Iowa State (3-14-15)	50.0 (3-6) at Baylor (1-7-15)	FT Percentage	88.0 (22-25) by Oklahoma State (1-13-15)	46.2 (6-13) by Rider (11-24-14)
91.3 (21-23) vs. Utah (12-13-14)				
20 vs. Lafayette (12-20-14)	7, 3x last vs. Iowa State (3-14-15)	Offensive Rebounds	26 by TCU (1-28-15)	4 by Oklahoma State (1-13-15)
20 vs. Kentucky (11-18-14)				
33, 2x last vs. Oklahoma State (1-13-15)	15 at Temple (12-22-14)	Defensive Rebounds	32 by Kentucky (11-18-14)	11 by Tennessee (11-28-14)
45 vs. UNLV (1-4-15)	28 at Baylor (1-7-15)	Total Rebounds	50 by TCU (1-28-15)	22 by Tennessee (11-28-14)
	28 vs. Utah (12-13-14)			
26 at TCU (1-28-15)	9 vs. Lafayette (12-20-14)	Fouls	31 by West Virginia (3-3-15)	11 by Texas Tech (2-10-15)
				11 by UNLV (1-4-15)
2 at Iowa State (1-17-15)	0, 27x last vs. Baylor (3-13-15)	DQs	3 by West Virginia (3-3-15)	0, 24x last by Iowa State (3-14-15)
24 vs. Texas Tech (1-10-15)	4 vs. Kentucky (11-18-14)	Assists	20 by Iowa State (1-17-15)	5 by Michigan State (11-30-14)
18 vs. Baylor (3-13-15)	3 at Texas (1-24-15)	Turnovers	22 by West Virginia (3-3-15)	6 by Iowa State (3-14-15)
18 at Oklahoma State (2-7-15)				6 by Kentucky (11-18-14)
12 at TCU (1-28-15)	1 vs. Iowa State (3-14-15)	Blocked Shots	14 by Texas (2-28-15)	2, 6x last by Iowa State (3-14-15)
13 vs. West Virginia (3-3-15)	2 vs. Iowa State (3-14-15)	Steals	13 by Baylor (3-13-15)	1 by Texas (1-24-15)
	2 at TCU (1-28-15)			

KANSAS' RECORD WHEN...

	2014-15	Bill Self era
Leading At Half	19-2	295-23
Trailing At Half	7-6	44-51
Tied At Half	0-0	12-3
Leading With 5:00 Remaining in Regulation	23-1	328-12
Trailing With 5:00 Remaining in Regulation	2-7	21-62
Kansas Is Tied With 5:00 Remaining in Regulation	1-0	2-3
In Overtime	1-0	16-7
Kansas Outrebounds Opponent	19-2	278-33
Kansas Is Outrebounded	7-4	62-40
Kansas Is Tied in Rebounds	0-2	11-4
Kansas Commits More Turnovers	14-8	145-53
Opponent Commits More Turnovers	10-0	187-21
Kansas Is Tied in Turnovers	2-0	19-3
Kansas Has More Free Throw Attempts	21-3	240-22
Opponent Has More Free Throw Attempts	5-4	101-53
Kansas is Tied in Free Throw Attempts	0-1	10-2
Kansas Shoots 50% or Better	6-0	187-7
Kansas Shoots Less Than 50%	20-8	164-70
Opponent Shoots 50% or Better	0-2	5-14
Opponent Shoots Less Than 50%	26-6	346-63
Kansas Shoots Better Than Opponent	23-1	331-31
Opponent Shoots Better Than Kansas	3-7	20-46
Kansas Bench Outscores Opponent Bench	19-3	229-30
Opponent Bench Outscores Kansas Bench	7-5	116-44
Kansas is Tied in Bench Points	0-0	6-3
Kansas Scores Between 0-59	1-2	9-15
Kansas Scores Between 60-69	9-4	60-41
Kansas Scores Between 70-79	9-1	102-13
Kansas Scores Between 80-89	6-1	119-8
Kansas Scores Between 90-99	1-0	47-0
Kansas Scores 100 or More	0-0	14-0
Opponent Scores Between 0-59	9-0	144-1
Opponent Scores Between 60-69	13-2	132-27
Opponent Scores Between 70-79	4-5	55-27
Opponent Scores Between 80-89	0-1	18-20
Opponent Scores 90 or More	0-0	2-2
On Mondays	3-3	50-15
On Tuesdays	4-1	33-8
On Wednesdays	3-0	56-5
On Thursdays	2-0	21-3
On Fridays	4-0	40-7
On Saturdays	8-4	121-31
On Sundays	2-0	30-8
In November	5-1	55-9
In December	5-1	65-11
In January	8-1	90-13
In February	5-3	71-22
In March	3-2	68-21
In April	0-0	2-1
On CBS	3-0	43-16
On ESPN	7-7	97-36
On ESPN2	8-1	51-8
On ESPN3	3-0	33-5
On Jayhawk TV	4-0	73-3
On Big 12 Network TV	0-0	33-4
On AXS	0-0	1-0
On TBS/TNT	0-0	7-1
On NBCSports Network	0-0	1-1
On Fox Sports Net	0-0	4-1
On Fox Sports 1	1-0	1-0
On Tru TV	0-0	1-0
On ABC	0-0	6-2

MISCELLANEOUS STREAKS

Kansas' All-Time Record	2,152-830
Consecutive games with a 3-point field goal	2
Consecutive games opponent under 100 points	479
Number of 100-point games in Kansas history	105
Number of 100-point games in Bill Self era	11
KU's All-Time Overtime Record	63-55
KU's last OT games	3-3-15 (Kansas 76, West Virginia 69 OT)
Consecutive Allen Fieldhouse Sellouts	227

ATTENDANCE	G	TOTAL	AVERAGE
Home (Allen Fieldhouse)	15	244,500	16,300
Home (Sprint Center)	1	17,627	17,627
Away	11	119,264	10,842
Neutral	7	89,195	12,742
Total	34	470,856	13,849

MISCELLANEOUS STATS

STARTING LINEUPS (8)						
(W-L)	1	2	3	4	5	
1-0	Mason	Selden	Greene	Ellis	Traylor	
11-3	Mason	Selden	Oubre	Ellis	Traylor	
6-0	Mason	Selden	Mykhailiuk	Ellis	Lucas	
1-0	Mason	Selden	Greene	Ellis	Lucas	
2-1	Mason	Selden	Oubre	Ellis	Lucas	
3-3	Mason	Selden	Oubre	Ellis	Alexander	
1-0	Mason	Selden	Garrett	Ellis	Traylor	
1-1	Mason	Selden	Oubre	Lucas	Traylor	

WIN/LOSS MARGIN													
	1	2	3	4	5	6	7	8	9	10	11-15	16-29	30+
Wins	1	-	2	-	4	1	2	-	1	4	5	5	1
Losses	1	1	-	1	2	-	1	-	-	-	-	1	1

VIOLATIONS/TECHNICAL FOULS							
	3-Seconds	5-Seconds	10-Seconds	Shot Clock Exp.	Lane Viol.	Technical	Goaltending
Kansas	1	5	-	7	-	5	5
Opponent	5	2	-	5	3	2	3

LEADS AND DEFICITS	
KU's Biggest Halftime Lead	29 (51-22) vs. Rider, 11-24-14
KU's Biggest Halftime Lead Blown	19 (51-32) vs. Oklahoma, 1-19-15
KU's Biggest Halftime Deficit	15 (39-24) vs. Florida, 12-5-14
KU's Biggest Halftime Deficit Erased	15 (39-24) vs. Florida, 12-5-14
KU's Biggest Overall Lead	38 (81-43) vs. Texas Tech, 1-10-15
KU's Biggest Win Total	27, 2x last (96-69) vs. Lafayette, 12-20-14
KU's Biggest Loss Total	32 (72-42) vs. Kentucky, 11-18-14
KU's Biggest Lead Blown	21 (42-21) vs. Utah, 12-13-14
KU's Biggest Lead Blown in a Loss	17 (40-23) vs. Iowa State, 3-14-15
KU's Biggest Overall Deficit	32 (72-40) vs. Kentucky, 11-18-14
KU's Biggest Deficit Overcome	18, 2x last (40-22) vs. West Virginia, 3-3-15

JUMP BALLS CONTROLLED		DOUBLE-FIGURE SCORING		DOUBLE-DOUBLES	
Kansas	25	Frank Mason III	28	Perry Ellis	7
Opponents	9	Perry Ellis	24	Kelly Oubre, Jr.	3
		Kelly Oubre, Jr.	15	Cliff Alexander	2
		Wayne Selden, Jr.	14	Frank Mason III	1
Lay-Up	11	Cliff Alexander	10	Landen Lucas	1
Three-Pointer	9	Brannen Greene	9		
Jump Shot	7	Jamari Traylor	5		
Free Throw	4	Devonte' Graham	4		
Dunk	2	Sviatoslav Mykhailiuk	3		
Follow	1	Landen Lucas	2		
Alley-Oop	-				

BENCH POINTS		PTS (AVG)	DOUBLE-FIGURE REBOUNDING	
Kansas	730 (21.5)		Perry Ellis	7
Opponents	523 (15.4)		Kelly Oubre, Jr.	2
			Cliff Alexander	2
			Frank Mason III	1
			Jamari Traylor	1
			Landen Lucas	1
WHO SCORED KU'S FIRST POINTS				
Perry Ellis	12			
Frank Mason III	8			
Kelly Oubre, Jr.	7			
Wayne Selden, Jr.	6			
Jamari Traylor	1			

INDIVIDUAL MISCELLANEOUS STATISTICS (*HUSTLE PLAYS)				
NO. - PLAYER	*FLOOR BURNS	DUNKS	CHARGES DRAWN	FT-FTA (LAST 5:00/OT)
0 - Mason III	58	-	4	50-61
1 - Selden, Jr.	32	9	2	21-27
2 - Alexander	24	30	-	8-10
4 - Graham	22	2	4	29-36
5 - Manning	1	-	-	-
10 - Mykhailiuk	7	1	1	-
11 - Self	-	-	-	-
12 - Oubre, Jr.	45	16	1	14-17
14 - Greene	8	1	-	27-29
15 - Garrett	-	-	-	-
22 - Pollard	-	-	-	-
31 - Traylor	61	6	2	7-12
33 - Lucas	29	7	5	4-7
34 - Ellis	42	20	1	24-35
42 - Mickelson	6	1	-	2-2
TOTALS	335	92	20	186-236 (.788)
OPPONENTS	246	29	39	102-151 (.675)

KANSAS GAME-BY-GAME COMPARISON (KANSAS/OPPONENT)

OPPONENT	1ST	2ND	SCORE	MAR	TOTAL FG	FG PCT	3-POINTERS	3FG PCT	FREE THROWS	FT PCT	REBOUNDS	MAR	ASSIST	TO	BLOCK	STEAL	FOULS
UC Santa Barbara	31/23	38/36	69-59	+10	22-53/23-56	.415/.411	2-10/4-19	.200/.211	23-32/9-14	.719/.643	42/31	+11	11/10	16/15	5/6	8/8	12/23
vs. Kentucky	28/38	12/34	40-72	(32)	11-56/25-58	.196/.431	3-15/6-18	.200/.333	15-27/16-26	.556/.615	42/47	(5)	4/15	11/6	3/11	5/5	19/21
Rider	51/22	36/38	87-60	+27	31-52/24-60	.596/.400	6-17/6-21	.353/.286	19-25/6-13	.760/.462	33/31	+2	22/10	9/10	6/2	6/6	18/19
vs. Rhode Island	43/25	33/35	76-60	+16	25-53/19-52	.472/.365	8-17/7-17	.471/.412	18-25/15-24	.720/.625	40/31	+9	13/6	11/11	7/2	8/4	20/18
vs. Tennessee	40/33	42/34	82-67	+15	24-49/24-54	.490/.444	8-19/6-18	.421/.333	26-34/13-23	.765/.565	44/22	+22	17/8	16/10	2/3	3/7	21/28
vs. Michigan State	35/36	26/20	61-56	+5	20-54/19-59	.370/.322	3-14/6-17	.214/.353	18-27/12-17	.667/.706	44/36	+8	8/5	12/7	5/4	3/5	17/22
Florida	24/39	47/26	71-65	+6	20-48/25-57	.417/.439	4-14/8-23	.286/.348	27-32/7-10	.844/.700	35/27	+8	9/18	14/14	3/3	8/7	14/24
at Georgetown	34/32	41/38	75-70	+5	20-53/23-57	.377/.404	10-17/5-16	.588/.313	25-32/19-26	.781/.731	39/37	+2	11/15	17/16	6/9	9/10	20/20
Utah	39/21	24/39	63-60	+3	18-43/21-54	.419/.389	6-11/4-19	.545/.211	21-23/14-17	.913/.824	28/31	(3)	11/8	15/13	4/4	6/9	16/18
Lafayette	45/28	51/41	96-69	+27	38-76/26-55	.500/.473	12-23/12-26	.522/.462	8-11/5-7	.727/.714	44/26	+18	22/19	5/12	6/4	8/3	9/12
at Temple	25/35	27/42	52-77	(25)	18-56/28-48	.321/.583	7-19/7-20	.368/.350	9-15/14-19	.600/.737	29/32	(3)	8/15	17/12	2/8	5/8	13/14
Kent State	39/33	39/29	78-62	+16	30-61/24-59	.492/.407	5-14/7-21	.357/.333	13-22/7-14	.591/.500	44/31	+13	17/17	15/12	8/6	9/7	16/19
UNLV	29/33	47/28	76-61	+15	30-67/24-59	.448/.407	8-19/7-23	.421/.304	8-14/6-9	.571/.667	45/31	+14	17/11	11/12	4/8	7/5	11/11
at Baylor	18/22	38/33	56-55	+1	24-51/18-53	.471/.340	5-17/8-15	.294/.533	3-6/11-14	.500/.786	28/36	(8)	19/10	8/9	7/5	6/4	17/14
Texas Tech	42/25	44/29	86-54	+32	32-61/18-55	.525/.327	11-22/5-17	.500/.294	11-17/13-25	.647/.520	43/34	+9	24/6	11/15	6/5	12/2	22/17
Oklahoma State	32/28	35/29	67-57	+10	16-43/16-51	.462/.314	3-12/3-16	.250/.188	32-46/22-25	.696/.880	43/26	+17	10/10	16/12	7/6	5/7	20/29
at Iowa State	33/36	48/50	81-86	(5)	32-75/31-61	.427/.508	9-23/9-20	.391/.450	8-10/15-26	.800/.577	44/33	+11	16/20	15/12	3/7	6/5	23/13
Oklahoma	51/32	34/46	85-78	+7	29-60/26-65	.483/.400	10-19/8-25	.526/.320	17-25/18-21	.680/.857	39/36	+3	17/13	11/13	3/6	8/5	17/18
at Texas	32/30	43/32	75-62	+13	27-62/24-60	.435/.400	6-18/3-18	.333/.167	15-19/11-15	.789/.733	37/36	+1	13/8	3/9	4/9	6/1	15/14
at TCU	36/30	28/31	64-61	+3	24-52/22-72	.462/.306	3-8/2-12	.375/.167	13-20/15-29	.650/.517	40/50	(10)	10/10	14/10	12/3	2/9	26/19
Kansas State	33/17	35/40	68-57	+11	26-58/20-60	.448/.333	6-17/5-14	.353/.357	10-17/12-21	.588/.571	42/37	+5	18/9	8/7	7/4	7/2	15/20
Iowa State	35/28	54/48	89-76	+13	32-63/30-72	.508/.417	10-21/7-21	.476/.333	15-23/9-14	.652/.643	38/41	(3)	22/17	16/14	5/6	8/9	18/21
at Oklahoma State	41/30	21/37	62-67	(5)	21-53/22-55	.396/.400	10-20/3-16	.500/.188	10-19/20-26	.526/.769	35/35	-	11/8	18/12	2/5	8/12	19/18
at Texas Tech	27/22	46/29	73-51	+22	26-49/18-54	.531/.333	11-20/4-18	.550/.222	10-12/11-22	.833/.500	36/29	+7	15/6	14/10	7/4	6/2	17/11
Baylor	27/33	47/31	74-64	+10	22-47/21-56	.468/.375	6-18/8-23	.333/.348	24-29/14-18	.828/.778	32/33	(1)	16/13	10/12	2/2	4/6	16/22
at West Virginia	30/33	31/29	61-62	(1)	24-49/24-64	.490/.375	6-11/8-21	.545/.381	7-11/6-11	.636/.545	32/37	(5)	10/11	14/10	3/2	3/8	15/15
TCU	35/29	46/43	81-72	+9	28-48/24-59	.583/.407	4-10/5-16	.400/.313	21-30/19-26	.700/.731	29/33	(4)	14/10	14/13	4/4	6/6	21/26
at Kansas State	30/31	33/39	63-70	(7)	22-56/25-53	.393/.472	2-13/4-14	.154/.286	17-22/16-19	.773/.842	37/28	+9	10/13	13/12	2/2	9/5	20/19
Texas	31/34	38/30	69-64	+5	21-58/23-61	.362/.377	1-8/6-20	.125/.300	26-32/12-18	.813/.667	41/39	+2	8/16	6/9	10/14	5/2	18/23
West Virginia	26/40	33/19	76-69	+7	21-51/22-63	.412/.349	0-15/9-25	.000/.360	34-43/16-28	.791/.571	34/46	(12)	9/10	16/22	6/4	13/10	23/31
at Oklahoma	30/32	43/43	73-75	(2)	24-63/26-68	.381/.382	5-15/6-18	.333/.333	20-25/17-22	.800/.773	44/44	-	7/9	11/9	6/4	3/8	18/17
vs. TCU	33/26	31/33	64-59	+5	23-47/20-49	.489/.408	0-8/1-6	.000/.167	18-29/18-25	.621/.720	34/28	+6	11/10	17/15	9/5	9/9	21/25
vs. Baylor	26/18	36/34	62-52	+10	21-49/19-58	.429/.328	3-12/4-22	.250/.182	17-27/10-16	.630/.625	39/35	+4	11/6	18/17	4/5	9/13	13/23
vs. Iowa State	37/23	29/47	66-70	(4)	20-53/26-60	.377/.433	5-12/2-16	.417/.125	21-23/16-24	.913/.667	34/37	(3)	10/9	13/6	1/2	2/7	19/16

OPPONENT	IN PAINT	OFF TO	2ND CHANCE	FAST BREAK	BENCH SCORING	LARGEST LEAD
UC Santa Barbara	28/34	15/7	10/8	11/3	29/20	15/1
vs. Kentucky	12/30	5/12	9/19	4/0	12/34	1/32
Rider	42/24	18/7	11/13	6/6	44/23	34/-
vs. Rhode Island	30/14	13/8	14/10	2/0	33/14	21/-
vs. Tennessee	30/26	17/24	18/10	6/8	25/26	15/2
vs. Michigan State	24/20	8/13	12/7	2/6	12/7	8/7
Florida	26/26	20/19	13/13	4/2	23/20	11/18
at Georgetown	20/32	15/14	8/15	8/8	39/16	13/3
Utah	10/26	16/16	3/9	6/7	25/11	21/6
Lafayette	48/14	19/6	23/5	6/13	43/17	34/3
at Temple	18/34	4/21	18/7	2/2	10/11	0/30
Kent State	44/26	18/18	17/12	19/0	16/22	21/6
UNLV	38/28	20/6	7/7	19/4	10/11	15/4
at Baylor	34/16	12/11	8/13	4/0	16/8	3/6
Texas Tech	30/18	13/11	9/6	16/2	32/33	38/-
Oklahoma State	24/22	12/19	7/4	8/5	20/3	11/5
at Iowa State	34/40	14/13	15/5	10/21	19/14	5/14
Oklahoma	28/28	17/11	18/17	9/8	31/7	20/4
at Texas	32/30	11/5	12/11	8/6	31/8	13/9
at TCU	34/28	4/13	8/27	2/4	35/4	13/3
Kansas State	38/24	12/8	14/6	11/2	14/9	17/-
Iowa State	38/42	15/16	16/20	14/12	20/8	19/7
at Oklahoma State	20/32	14/18	7/10	8/13	18/4	14/7
at Texas Tech	24/28	11/14	11/11	8/2	17/11	26/2
Baylor	22/16	14/13	7/19	5/6	14/16	13/13
at West Virginia	34/24	9/17	14/15	4/2	6/21	7/11
TCU	44/30	14/19	9/10	6/8	37/19	16/4
at Kansas State	38/32	9/19	10/11	10/8	14/30	8/7
Texas	36/26	11/3	12/11	4/6	7/27	5/6
West Virginia	42/18	22/10	10/17	12/2	35/21	7/18
at Oklahoma	36/36	10/18	17/23	5/11	15/13	4/11
vs. TCU	42/34	16/13	7/6	10/4	7/10	7/2
vs. Baylor	24/24	15/16	8/5	6/10	10/4	15/2
vs. Iowa State	22/46	7/22	8/10	4/6	12/21	17/7

KANSAS INDIVIDUAL GAME HIGHS

OPPONENT	DATE	SCORE	W/L	POINTS	REBOUNDS	ASSISTS	STEALS	BLOCKED SHOTS
UC Santa Barbara	11/14/14	69-59	W	14-Graham, Devonte'	10-Ellis, Perry Traylor, Jamari	3-Mykhailiuk, Svi	3-Ellis, Perry	2-Traylor, Jamari
vs. Kentucky	11/18/14	40-72	L	9-Selden Jr., Wayne	8-Alexander, Cliff	1-Greene, Brannen Ellis, Perry Mykhailiuk, Svi Selden Jr., Wayne	1-Graham, Devonte' Oubre Jr., Kelly Mason III, Frank Mykhailiuk, Svi Manning, Evan 2-Lucas, Landen	3-Traylor, Jamari
Rider	11/24/14	87-60	W	17-Greene, Brannen Ellis, Perry	5-Mason III, Frank Mykhailiuk, Svi	9-Selden Jr., Wayne	2-Lucas, Landen	2-Traylor, Jamari
vs. Rhode Island	11/27/14	76-60	W	17-Ellis, Perry	8-Alexander, Cliff	5-Mason III, Frank	2-Traylor, Jamari Lucas, Landen	2-Alexander, Cliff Selden Jr., Wayne Traylor, Jamari
vs. Tennessee	11/28/14	82-67	W	24-Ellis, Perry	13-Ellis, Perry	7-Mason III, Frank	2-Mason III, Frank	1-Greene, Brannen Alexander, Cliff
vs. Michigan State	11/30/14	61-56	W	17-Ellis, Perry	10-Mason III, Frank	5-Mason III, Frank	1-Mason III, Frank Selden Jr., Wayne Mykhailiuk, Svi	4-Alexander, Cliff
Florida at Georgetown	12/05/14 12/10/14	71-65 75-70	W W	21-Selden Jr., Wayne 19-Greene, Brannen	10-Alexander, Cliff 10-Ellis, Perry	3-Graham, Devonte' 3-Mason III, Frank Selden Jr., Wayne	3-Graham, Devonte' 3-Ellis, Perry	2-Lucas, Landen 2-Ellis, Perry Alexander, Cliff
Utah	12/13/14	63-60	W	14-Ellis, Perry	6-Alexander, Cliff Ellis, Perry	5-Mason III, Frank	2-Traylor, Jamari Mason III, Frank	2-Ellis, Perry
Lafayette	12/20/15	96-69	W	23-Oubre Jr., Kelly	10-Oubre Jr., Kelly	9-Mason III, Frank	1-Oubre Jr., Mickelson Traylor, Manning, Ellis Mykhailiuk, Selden, Mason III	2-Alexander, Cliff Mickelson, Hunter
at Temple	12/22/14	52-77	L	20-Mason III, Frank	7-Oubre Jr., Kelly	3-Selden Jr., Wayne	3-Mason III, Frank	1-Mickelson, Hunter Alexander, Cliff
Kent State	12/30/14	78-62	W	20-Oubre Jr., Kelly	8-Ellis, Perry	5-Mason III, Frank Selden Jr., Wayne	2-Oubre Jr., Kelly	2-Alexander, Cliff
UNLV at Baylor	01/04/15 01/07/15	76-61 56-55	W W	18-Mason III, Frank 13-Traylor, Jamari	10-Oubre Jr., Kelly 5-Traylor, Jamari Oubre Jr., Kelly	7-Mason III, Frank 5-Mason III, Frank	4-Mason III, Frank 4-Oubre Jr., Kelly	3-Traylor, Jamari 3-Ellis, Perry
Texas Tech	01/10/15	86-54	W	15-Ellis, Perry	6-Graham, Devonte'	6-Graham, Devonte'	3-Selden Jr., Wayne	2-Alexander, Cliff Traylor, Jamari
Oklahoma State	01/13/15	67-57	W	16-Mason III, Frank	9-Mason III, Frank	3-Mason III, Frank Oubre Jr., Kelly Graham, Devonte'	3-Ellis, Perry	2-Alexander, Cliff Ellis, Perry Selden Jr., Wayne
at Iowa State	01/17/15	81-86	L	21-Mason III, Frank	11-Ellis, Perry	4-Graham, Devonte'	2-Graham, Devonte' Oubre Jr., Kelly	1-Traylor, Jamari Ellis, Perry Alexander, Cliff
Oklahoma	01/19/15	85-78	W	19-Oubre Jr., Kelly	13-Alexander, Cliff	4-Selden Jr., Wayne Mason III, Frank Graham, Devonte'	2-Ellis, Perry Oubre Jr., Kelly	2-Traylor, Jamari
at Texas	01/24/15	75-62	W	15-Alexander, Cliff	9-Alexander, Cliff	4-Mason III, Frank	2-Graham, Devonte' Traylor, Jamari	1-Selden Jr., Wayne Traylor, Jamari Alexander, Cliff Ellis, Perry
at TCU	01/28/15	64-61	W	16-Mason III, Frank	7-Lucas, Landen Greene, Brannen	4-Selden Jr., Wayne	1-Selden Jr., Wayne Graham, Devonte'	3-Lucas, Landen Traylor, Jamari
Kansas State Iowa State	01/31/15 02/02/15	68-57 89-76	W W	16-Ellis, Perry 20-Selden Jr., Wayne	12-Ellis, Perry 6-Lucas, Landen Ellis, Perry	4-Graham, Devonte' 8-Mason III, Frank	2-Traylor, Jamari 3-Traylor, Jamari	4-Selden Jr., Wayne 2-Alexander, Cliff
at Oklahoma State	02/07/15	62-67	L	15-Selden Jr., Wayne	10-Ellis, Perry	4-Mason III, Frank	3-Mason III, Frank Traylor, Jamari	1-Ellis, Perry Traylor, Jamari
at Texas Tech Baylor	02/10/15 02/14/15	73-51 74-64	W W	16-Selden Jr., Wayne 18-Oubre Jr., Kelly Ellis, Perry	9-Ellis, Perry 6-Ellis, Perry Oubre Jr., Kelly	8-Mason III, Frank 8-Mason III, Frank	2-Mason III, Frank 1-Oubre Jr., Kelly Mason III, Frank Ellis, Perry Lucas, Landen	4-Alexander, Cliff 1-Ellis, Perry Alexander, Cliff
at West Virginia	02/16/15	61-62	L	19-Ellis, Perry	7-Oubre Jr., Kelly	3-Selden Jr., Wayne Traylor, Jamari	1-Mason III, Frank Graham, Devonte' Lucas, Landen	1-Greene, Brannen Oubre Jr., Kelly Lucas, Landen
TCU	02/21/15	81-72	W	23-Ellis, Perry	7-Ellis, Perry	5-Mason III, Frank	2-Ellis, Perry Oubre Jr., Kelly	1-Traylor, Jamari Selden Jr., Wayne Alexander, Cliff Oubre Jr., Kelly
at Kansas State	02/23/15	63-70	L	24-Ellis, Perry	9-Ellis, Perry	4-Selden Jr., Wayne	3-Mason III, Frank	1-Alexander, Cliff Ellis, Perry
Texas	02/28/15	69-64	W	28-Ellis, Perry	13-Ellis, Perry	3-Mason III, Frank	2-Selden Jr., Wayne Oubre Jr., Kelly	3-Ellis, Perry Oubre Jr., Kelly
West Virginia	03/03/15	76-69	WOT	19-Mason III, Frank	9-Traylor, Jamari	3-Mason III, Frank	3-Mason III, Frank Mickelson, Hunter	2-Lucas, Landen Mickelson, Hunter
at Oklahoma	03/07/15	73-75	L	21-Mason III, Frank	12-Lucas, Landen	3-Graham, Devonte'	2-Oubre Jr., Kelly	2-Traylor, Jamari Mickelson, Hunter
vs. TCU	03/12/15	64-59	W	25-Oubre Jr., Kelly	7-Lucas, Landen	4-Graham, Devonte'	3-Oubre Jr., Kelly Mason III, Frank	3-Traylor, Jamari Lucas, Landen
vs. Baylor	03/13/15	62-52	W	20-Selden Jr., Wayne	8-Selden Jr., Wayne	4-Mason III, Frank	2-Mickelson, Hunter Greene, Brannen Mason III, Frank Traylor, Jamari	2-Mickelson, Hunter Lucas, Landen
vs. Iowa State	03/14/15	66-70	L	25-Selden Jr., Wayne	9-Ellis, Perry	4-Graham, Devonte' Mason III, Frank	2-Greene, Brannen	1-Mickelson, Hunter

Game Notes • 18

THE LAST TIME...

A TEAM HAD 7 OR FEWER ASSISTS IN A GAME

KU7 at Oklahoma, 3-7-15
Opp6 by Baylor, 3-13-15

A TEAM COMMITTED 25 TURNOVERS IN A GAME

KU27 vs. Missouri, 2-9-09
Opp26 BY UMKC, 1-5-11

A TEAM COMMITTED 7 OR FEWER TURNOVERS IN A GAME

KU6 vs. Texas, 2-28-15
Opp6 by Iowa State, 3-14-15

A TEAM HAD 15+ STEALS IN A GAME

KU15 vs. Towson, 11-11-11
Opp15 by North Carolina, 3-14-13

A TEAM DID NOT HAVE A STEAL IN A GAME

KUvs. Syracuse, 3-18-01
OppOakland, 11-25-09

A TEAM HAD 10+ BLOCKED SHOTS IN A GAME

KU10 vs. Texas, 2-28-15
Opp14 by Texas, 2-28-15

A TEAM DID NOT BLOCK A SHOT IN A GAME

KUvs. Oklahoma State, 3-10-11
OppStanford, 3-23-14

A TEAM COMMITTED 30+ FOULS IN A GAME

KU31 at Texas, 2-1-14
Opp31 by West Virginia, 3-3-15

A TEAM COMMITTED 10 OR FEWER FOULS IN A GAME

KU9 vs. Lafayette, 12-20-14
Opp10 by Missouri, 2-4-12

A TEAM HAD TWO PLAYERS DISQUALIFIED

KUWayne Selden, Jr. and Perry Ellis at Iowa State, 1-17-15
OppKyan Anderson and Trey Ziegler of TCU, 3-12-15

A TEAM HAD THREE PLAYERS DISQUALIFIED

KUKirk Hinrich, Keith Langford, Michael Lee vs. Oklahoma, 2-23-03
OppDevin Williams, Nathan Adrian, Jaysean Paige of West Virginia, 3-3-15

A TEAM SCORED 50+ POINTS IN A HALF

KU54, 2nd half vs. Iowa State, 2-2-15
Opp50, 2nd half by Iowa State, 1-17-15

A TEAM SCORED 60+ POINTS IN A HALF

KU63, 2nd half vs. Radford, 12-9-09
Opp60, 2nd half by Texas Tech, 2-13-99

A TEAM HAD 20 OR FEWER POINTS IN A HALF

KU18, 1st half at Baylor, 1-7-15
Opp18, 1st half by Baylor, 3-13-15

A TEAM SHOT 70% OR BETTER FG IN A HALF

KU72.7% (16-22), 2nd half at Texas Tech, 2-10-15
Opp75.0%, 1st half by Baylor, 1-25-93

A TEAM SHOT 20% OR WORSE FG IN A HALF

KU13.6%, 1st half at TCU, 2-6-13
Opp20.0%, 1st half by Baylor, 3-13-15

A TEAM MADE 7+ 3-POINTERS IN A HALF

KU7, 1st half at Oklahoma State, 2-7-15
Opp7, 2nd half by Eastern Kentucky, 3-21-14

A TEAM DID NOT MAKE A FREE THROW IN A HALF

KU1st half at Iowa State, 1-17-15
Opp1st half by Richmond, 12-15-12

A TEAM DID NOT ATTEMPT A FREE THROW IN A HALF

KU1st half at Iowa State, 1-17-15
Opp1st half by Richmond, 12-15-12

A TEAM HAD 30+ REBOUNDS IN A HALF

KU31, 1st half at Oklahoma, 3-7-15
Opp32, 1st half by Rhode Island, 12-30-06

A TEAM HAD 15+ ASSISTS IN A HALF

KU15, 1st half vs. Rider, 11-24-14
Opp15, 1st half by North Carolina, 3-25-12

A TEAM HAD 10+ STEALS IN A HALF

KU10, 2nd half vs. UMKC, 1-5-11
Opp11, 2nd half by Long Beach State, 12-6-11

A TEAM HAD 7+ BLOCKED SHOTS IN A HALF

KU7, 1st half, vs. Texas, 2-22-14
Opp7, 1st half and 2nd half by Texas, 2-28-15

A PLAYER SCORED 30+ POINTS IN A GAME

KU30 by Perry Ellis vs. Iowa State, 3-14-14
Opp32 by Cameron Clark of Oklahoma, 1-8-14

A PLAYER SCORED 40+ POINTS IN A GAME

KU41 by Andrew Wiggins at West Virginia, 3-8-14
Opp42 by Craig Brackins of Iowa State, 1-24-08

A PLAYER SHOT 80% OR BETTER FG IN A GAME (MIN. 10 ATT.)

KU90.0 (9-10) by Perry Ellis vs. TCU, 2-21-15
Opp80.0 (8-10) by Devin Williams of West Virginia, 3-8-14

A PLAYER MADE 7+ 3-POINTERS IN A GAME

KU8 by Mario Chalmers vs. Texas, 3-16-08
Opp7 by Phil Forte of Oklahoma State, 1-18-14

A PLAYER SHOT 100% 3-POINT FG (MIN. 5 ATT.)

KU5-5 by Brannen Greene at Georgetown, 12-10-14
Opp5-5 by Desmond Mason of Oklahoma State, 2-7-00

A PLAYER MADE 12+ FREE THROWS IN A GAME

KU15 (15-19) by Kelly Oubre, Jr. vs. TCU, 3-12-15
Opp14 (14-20) by Juwan Staten of West Virginia, 3-8-14

A PLAYER SHOT 100% FREE THROWS IN A GAME (MIN. 10 ATT.)

KU10-10 by Thomas Robinson vs. Texas A&M, 1-23-12
Opp10-10 by Markel Brown of Oklahoma State, 2-1-14

A PLAYER HAD 8+ OFFENSIVE REBOUNDS IN A GAME

KU9 by Jeff Withey vs. Baylor, 1-16-12
Opp8 by Rico Gathers at Baylor, 1-7-15

A PLAYER HAD 12+ DEFENSIVE REBOUNDS IN A GAME

KU14 by Andrew Wiggins at Iowa State, 1-13-14
Opp12 by Anthony Davis of Kentucky, 4-2-12

A PLAYER HAD 15+ TOTAL REBOUNDS IN A GAME

KU19 by Andrew Wiggins at Iowa State, 1-13-14
Opp15 by Connell Crossland of TCU, 2-6-13

A PLAYER HAD 10+ ASSISTS IN A GAME

KU12 by Naadir Tharpe vs. Iowa State, 1-29-14
Opp10 by Monte' Morris of Iowa State, 1-17-15

A PLAYER HAD 7+ TURNOVERS IN A GAME

KU7 by Tyshawn Taylor vs. Ohio State, 12-10-11
Opp8 by Trey Zeigler of TCU, 3-12-15

A PLAYER HAD 7+ BLOCKED SHOTS IN A GAME

KU8 by Joel Embiid vs. Oklahoma State, 1-18-14
Opp7 by Anthony Davis of Kentucky, 11-15-11

A PLAYER HAD 7+ STEALS IN A GAME

KU7 by Xavier Henry vs. Baylor, 1-20-10
Opp7 by Terry Black of Baylor, 2-26-00

A PLAYER PLAYED ALL 40 MINUTES IN REGULATION

KUFrank Mason III at Temple, 12-22-14
OppTrey Zeigler of TCU, 3-12-15



BILL SELF
HEAD COACH

HC

KANSAS HEAD COACH BILL SELF

Oklahoma State, 1985 • 12th season at Kansas (351-77) • 22nd season overall (558-182)

In his 12 seasons at Kansas, Bill Self is 351-77 (82.0 percent), averaging 29.5 wins per year heading into 2014-15. Overall, Self has a 558-182 (75.4 percent) record in his 22nd season as a head coach.

He was named just the eighth head coach in Kansas basketball history on April 21, 2003.

While at Kansas, Self has won one national championship, a KU-record 11-straight regular-season Big 12 Conference titles and six league tournament championships. He is 190-9 all-time in Allen Fieldhouse and has won more league titles (11) than has home losses (nine). In his first trip to the Final Four in 2008, Self's team won the title. Self is one of 11 active coaches in NCAA Division I to have won a national title. Kansas' 11-straight conference titles (2005-14) rank tied for second all-time in NCAA Division I history.

In Self's 11 seasons at Kansas, he has coached 10 NBA Lottery selections including Andrew Wiggins and Joel Embiid, the No. 1 and No. 3 overall selections in the 2014 NBA Draft. Wiggins was the second-ever Jayhawk to go No. 1 with the other being Danny Manning in 1988.

A five-time conference coach of the year, four of which came at Kansas (2006, 2009, 2011 and 2012), Self has guided his teams to 18-straight 23-win seasons dating back to 1998-99. Self's teams have won 15 league crowns in the last 17 years, including the 2015 title. The other two seasons resulted in runner-up conference finishes.

Kansas' four-straight 30-win seasons from 2009-10 to 2012-13 are the most consecutive 30-win seasons in NCAA history (note: Memphis did it from 2006-09 yet later vacated the 2008 season). In his first 700 games coached for his career, Self's 529 victories rank eighth most all-time in NCAA Division I history.

He won his 500th all-time game at Iowa State (108-96 in OT) on Feb. 25, 2013. The fastest KU coach to reach 300 wins at Kansas, Self's milestone victory occurred during the 2013 NCAA Tournament against former KU coach Roy Williams' North Carolina team, 70-58. Kansas' 300 victories under Self in his first 10 seasons were more wins than any other NCAA Division I school in the last 10 years.

The 2008 Winged Foot Award recipient for winning the national title, *Sporting News* named Self National Coach of the Year in 2000, 2009 and 2012. The 2012 Naismith and Adolph Rupp national coach of the year as well, Self is a six-time finalist for the Naismith honor (2000, 2001, 2002, 2003, 2009 and 2012). In addition, Self is one of four coaches in NCAA Division I history to have led three different teams - Tulsa, Illinois and Kansas - to the NCAA Elite Eight, including five times with KU (2004-07-08-11-12).

A member of the USA Basketball Competition Committee and board member for the National Association of Basketball Coaches, Self has coached four league player(s) of the year and 52 all-conference performers, including five All-Big 12 selections in 2014.



SELF FILE

Alma Mater Oklahoma State, 1985
Wife Cindy
Children Lauren and Tyler

COACHING HISTORY

1985-86 Kansas (graduate assistant)
1986-93 Oklahoma State (assistant)
1993-97 Oral Roberts (head coach)
1997-2000 Tulsa (head coach)
2000-03 Illinois (head coach)
2003-present Kansas (head coach)

In the classroom, Kansas is one of 12 NCAA Division I schools that has achieved a perfect Academic Progress Rate (APR). Under Self, Kansas has 27 Academic All-Big 12 selections. Included are Academic All-Americans Cole Aldrich (2010) and Tyrel Reed (2011) with Aldrich being named the Academic All-American of the Year.

Kansas did not return a starter in 2013-14, yet Self guided the Jayhawks to their 10th-straight Big 12 regular-season title. With the toughest schedule in the nation and a starting lineup consisting routinely of three freshmen, a sophomore and a junior, Kansas posted a 25-10 record and won the league race with two games to go posting a 14-4 Big 12 slate. The Jayhawks entered the season ranked fifth by Associated Press and spent 14 weeks in the AP top 10, landing at No. 10 in the organizations final poll of 2013-14. KU entered the NCAA Tournament as a No. 2 seed.

In 2012-13, Kansas returned four starters and showcasing one of the top freshmen in college basketball, the Jayhawks went 31-6 and tied Kansas State for the conference crown with a 14-4 record, won their sixth Big 12 and 13th all-time league tournament title and entered the NCAA Tournament as a No. 1 seed for the 11th time in school history and fifth time under Self. KU was ranked in the top-10 nationally in all but two polls and climbed to No. 1 in the coaches' poll on Jan. 28. Kansas led the nation in field goal percentage defense, marking the eighth time in Self's 11 seasons at KU that the Jayhawks have led the conference in field goal percentage defense.

Kansas' run to the NCAA title game in 2011-12 was quite the accomplishment after returning only one starter and losing seven regulars from KU's 35-3 team of 2010-11. In 2011-12, KU won its then-school-record eighth-straight conference regular-season title and advanced to its 14th Final Four. For the second half of the 2011-12 season, Kansas was ranked in the top-10 in the national polls and ended No. 2 by the coaches and No. 6 by the writers, pre-NCAA Tournament. Self was named the Naismith, *Sporting News* and Rupp national coach of the year and the 2012 co-Big 12 Coach of the Year.

In 2010-11, Kansas had lost three players to the NBA from the previous season, yet did not miss a beat as the Jayhawks, picked second in the Big 12 preseason poll, went 14-2 in conference play, capturing a then-school-record seventh-straight Big 12 regular-season title. Self was named the 2011 Big 12 Coach of the Year for his efforts. Kansas entered the NCAA Tournament as a No. 1 seed and advanced to the Elite Eight. KU was ranked in the top-four nationally in all but three polls during the 2010-11 season, hitting No. 1 on Feb. 14.

Kansas entered the year ranked No. 1 in 2009-10 and held that ranking for all but three polls throughout the year. In the RPI's highest-rated conference in the nation, KU won its sixth-straight Big 12 regular-season title with a 15-1 record. KU entered the 2010 NCAA Tournament as the overall No. 1 seed and posted 30 victories for the third time in four seasons.

After a successful 2008-09 campaign, Self was named the national coach of the year by eight different outlets, including four listed in the NCAA record book: The Associated Press, CBS/Chevrolet, *Sporting News* and USBWA. The 2009 Big 12 Coach of the Year, Self was also selected as the national coach of the year by Yahoo! Sports, Athlon Sports, CBSSports.com and ESPN.com. That season, Kansas had lost six of its top seven scorers, including all five starters and returned less than 20 percent of all but one statistical category. KU went on to win the 2009 Big 12 regular-season championship, its fifth straight, going 14-2. The Jayhawks finished 27-8 overall in 2008-09 and advanced to the NCAA Tournament Sweet 16 as a No. 3 seed.

Nominated for two ESPY Awards (best team and best game), the 2007-08 Kansas team was one of the best in school history. Ranked seventh or higher all season, KU won a school-record 37 games en route to the school's fifth overall and third NCAA national championship. Kansas claimed the Big 12 regular-season championship and third consecutive Big 12 tourney title. Additionally, a school-record five Jayhawks were chosen in the 2008 NBA Draft.

The 2006-07 season was not only historic for Kansas basketball, but also in the career of Self. As KU won its 50th league title and 1,900th all-time victory, Self won his 300th career game with a road victory at Missouri. Additionally, KU was preseason No. 1 by *Sports Illustrated* and ranked in the Associated Press top-10 for most of the season.

Self was named the 2006 Big 12 Coach of the Year and finished fourth in the Associated Press national coach of the year voting after guiding Kansas to a 25-8 record. The Jayhawks entered the 2005-06 season unranked and with less than 15 percent returning scoring and rebounding, but Self orchestrated KU to a 15-2 record in its last 17 games, highlighted by a Big 12 Championship to go along with the league regular-season crown.

Kansas not only won a share of the Big 12 regular-season championship in 2004-05, but also opened the season ranked No. 1 nationally in the Associated Press and ESPN/USA Today Coaches' polls. KU was ranked in the top-10 for all but the final poll that year.

In his inaugural season at Kansas - 2003-04 - Self guided the Jayhawks to 24 wins and the NCAA Tournament Elite Eight. He tied former KU head coach Dick Harp for the most wins by a first-year KU coach, and only Harp's 1956-57 team - which advanced to the NCAA title game - went further under a first-year coach than Self's Elite Eight squad.

Self came to KU from the University of Illinois, where he guided the Fighting Illini to a 78-24 record over three seasons, including two Big Ten regular-season championships, a Big Ten Tournament title and three-straight NCAA Tournament appearances. In Self's first season in Champaign, the Illini advanced to the NCAA Tournament Elite Eight.

Prior to his stint at Illinois, Self coached at Tulsa from 1998 to 2000, where he led the Golden Hurricane to a record of 74-27 in three seasons, including trips to the NCAA Tournament in 1999 and 2000. Tulsa went 32-5 in 2000, setting a school single-season record for victories and advanced to the NCAA Elite Eight.

Self began his head coaching career at Oral Roberts, where he resurrected the program. Before Self took over the reins, ORU had compiled the worst record in the program's history with a 5-22 mark in 1992-93. Although Self's first ORU team managed just six victories in 1993-94, the win total increased to 10 the following year. In his third season at the helm, Self guided ORU to an 18-9 record. In 1996-97, ORU registered a 21-7 mark and made the school's first postseason tournament appearance since 1983-84, receiving an invitation to the NIT.

Prior to his appointment at ORU, Self spent seven seasons as an assistant coach at Oklahoma State University. He originally joined the Cowboys' staff for the 1986-87 season and spent the next four years working under then-OSU head coach Leonard Hamilton. In the three seasons prior to his arrival at ORU, Self served as an assistant on Eddie Sutton's staff at OSU.

Self spent the 1985-86 season on Larry Brown's coaching staff at Kansas. While Self was at KU, the Jayhawks went 35-4 and advanced to the Final Four in Dallas.

A native of Edmond, Oklahoma, Self played basketball at Oklahoma State where he was a four-year letterwinner from 1982 to 1985. He received his bachelor's degree in business in 1985 and a master's degree in athletic administration in 1989, both from OSU.

He and his wife, Cindy, have two children: daughter, Lauren, who graduated from KU in 2013 and is married to Hayden Browning, and son, Tyler, a redshirt sophomore walk-on on the KU team.

BILL SELF

Career Honors

2000	<i>Sporting News</i> National Coach of the Year	2009	Naismith Coach of the Year Finalist (Atlanta Tipoff Club)
2000	Don Haskins WAC Coach of the Year	2009	Henry P. Iba Award Coach of the Year (USBWA)
2000	John and Nellie Wooden Coach of the Year (Utah Tipoff Club)	2009	Associated Press Coach of the Year
2000	Naismith Coach of the Year Finalist (Atlanta Tipoff Club)	2009	CBS/Chevrolet Coach of the Year
2001	Naismith Coach of the Year Finalist (Atlanta Tipoff Club)	2009	ESPN.com National Coach of the Year
2002	Naismith Coach of the Year Finalist (Atlanta Tipoff Club)	2011	Big 12 Coach of the Year
2003	Naismith Coach of the Year Finalist (Atlanta Tipoff Club)	2012	Big 12 Co-Coach of the Year
2006	Big 12 Coach of the Year	2012	<i>Sporting News</i> National Coach of the Year
2008	Winged Foot Award (for national champion coach)	2012	Adolph Rupp National Coach of the Year
2009	Yahoo! Sports National Coach of the Year	2012	Naismith Coach of the Year (Atlanta Tipoff Club)
2009	<i>Sporting News</i> National Coach of the Year	2013	Wooden Award "Legends of Coaching"
2009	<i>Athlon Sports</i> National Coach of the Year	2013	Oklahoma Sports Hall of Fame
2009	CBSsports.com National Coach of the Year	2014	Wayman Tisdale Humanitarian Award (USBWA)
2009	Big 12 Coach of the Year	2015	Big 12 Coach of the Year (Associated Press)

BILL SELF

Career Record

Oral Roberts (55-54, .505)

Year	W	L	Pct.	Postseason
1993-94	6	21	.222	None
1994-95	10	17	.370	None
1995-96	18	9	.667	None
1996-97	21	7	.750	NIT

Tulsa (74-27, .733)

Year	W	L	Pct.	WAC Finish/Postseason
1997-98	19	12	.613	(9-5) Third/None
1998-99	23	10	.697	(9-5) T-1st/NCAA 2nd Round
1999-00	32	5	.865	(12-2) 1st/NCAA Elite Eight

Illinois (78-24, .764)

Year	W	L	Pct.	Big Ten Finish/Postseason
2000-01	27	8	.771	(13-3) T-1st/NCAA Elite Eight
2001-02	26	9	.743	(11-5) T-1st/NCAA Sweet 16
2002-03	25	7	.714	(11-5) 2nd/NCAA 2nd Round

Kansas (351-77, .820)

Year	W	L	Pct.	Big 12 Finish/Postseason
2003-04	24	9	.727	(12-4) 2nd/NCAA Elite Eight
2004-05	23	7	.767	(12-4) T-1st/NCAA 1st Round
2005-06	25	8	.758	(13-3) T-1st/NCAA 1st Round
2006-07	33	5	.868	(14-2) 1st/NCAA Elite Eight
2007-08	37	3	.925	(13-3) T-1st/NCAA CHAMPIONS
2008-09	27	8	.771	(14-2) 1st/NCAA Sweet 16
2009-10	33	3	.917	(15-1) 1st/NCAA 2nd Round
2010-11	35	3	.921	(14-2) 1st/NCAA Elite Eight
2011-12	32	7	.821	(16-2) 1st/NCAA Runner-Up
2012-13	31	6	.839	(14-4) T-1st/NCAA Sweet 16
2013-14	25	10	.714	(14-4) 1st/NCAA 3rd Round
2014-15	26	8	.765	
Totals	558	182	.754	

Self's Career Win-Loss Breakdown

Overall	558-182
At Home	306-33
On Road	133-106
Neutral	119-43
Conference Games	229-61
At Home	134-9
On Road	94-52
Neutral	1-0
Non-Conference Games	329-121
At Home	170-24
On Road	39-54
Neutral	119-43
At Kansas	351-77
At Home (Allen Fieldhouse)	190-9
On Road	82-39
Neutral	79-29

Conference Regular Season Titles	15
(1999, 2000, 2001, 2002, 2005, 2006, 2007, 2008, 2009, 2010, 2011, 2012, 2013, 2014, 2015)	
Conference Postseason Tournament Championships	7
(Illinois: 03; Kansas: 06, 07, 08, 10, 11, 13)	
In Conference Tournament (at Kansas)	31-10 (22-5)
In NCAA Tournament (at Kansas)	36-15 (26-10)
In Postseason Play (at Kansas)	67-25 (48-15)
In Overtime	20-10

Note - Oral Roberts was independent during Self's tenure so all games played at ORU were non-conference.

**FRANK MASON III****Guard • 5-11 • 185 • SO**Petersburg, Va.
Massanutten Military Academy**CAREER HIGHS**

PT	21, 2x last at Oklahoma (3-7-15)
REB	10 vs. Michigan State (11-30-14)
FG	8, 4x last at TCU (1-28-15)
FGA	15 at Temple (12-22-14)
3FG	4 at Temple (12-22-14)
3FGA	6 at Temple (12-22-14)
FT	11, 2x last vs. West Virginia (3-3-15)
FTA	12, 2x last vs. West Virginia (3-3-15)
AST	9 vs. Lafayette (12-20-14)
STL	4 vs. UNLV (1-4-15)
BLK	1, 5x last vs. Kent State (12-30-14)
MIN	42 vs. West Virginia (3-3-15)

SEASON HIGHS

PT	21, 2x last at Oklahoma (3-7-15)
REB	10 vs. Michigan State (11-30-14)
FG	8, 4x last at TCU (1-28-15)
FGA	15 at Temple (12-22-14)
3FG	4 at Temple (12-22-14)
3FGA	6 at Temple (12-22-14)
FT	11 vs. West Virginia (3-3-15)
FTA	12 vs. West Virginia (3-3-15)
AST	9 vs. Lafayette (12-20-14)
STL	4 vs. UNLV (1-4-15)
BLK	1, 4x last vs. Kent State (12-30-14)
MIN	42 vs. West Virginia (3-3-15)

MISCELLANEOUS

SEASON	CAREER
10+ Points	28
20+ Points	3
5+ Rebounds	10
10+ Rebounds	1
2+ Three-Pointers	11
3+ Assists	25
2+ Steals	13
2+ Blocks	--
Double-Doubles	1
Led KU in points	7
Led KU in rebounds	3
Led KU in assists	21
Led KU in steals	15
Led KU in blocks	--

FRANK MASON III CAREER STATISTICS

Year	GP	GS	Min	Avg	FG	FGA	Pct	3FG	FGA	Pct	FT	FTA	Pct	Off	Def	Tot	Avg	PF	FO	Ast	TO	Blk	Stl	Pts	Avg
2013-14	35	3	567	16.2	63	151	.417	18	55	.327	47	71	.662	8	38	46	1.3	65	0	72	37	1	18	191	5.5
2014-15	34	34	1147	33.7	139	322	.432	37	91	.407	104	131	.794	20	106	126	3.7	60	0	137	67	4	48	419	12.3
TOTAL	69	37	1714	24.8	202	473	.427	55	146	.377	151	202	.748	28	144	172	2.5	125	0	209	104	5	66	610	8.8

FRANK MASON III CAREER BIG 12 CONFERENCE STATISTICS

Year	GP	GS	Min	Avg	FG	FGA	Pct	3FG	FGA	Pct	FT	FTA	Pct	Off	Def	Tot	Avg	PF	FO	Ast	TO	Blk	Stl	Pts	Avg
2014	18	0	256	14.2	30	65	.462	10	24	.417	9	17	.529	5	11	16	0.9	34	0	30	17	1	7	79	4.4
2015	18	18	608	33.8	76	179	.425	18	51	.353	61	78	.782	14	51	65	3.6	37	0	72	33	0	21	231	12.8
TOTAL	36	18	864	24.0	106	244	.434	28	75	.373	70	95	.737	19	62	81	2.3	71	0	102	50	1	28	310	8.6

FRANK MASON III CAREER POSTSEASON STATISTICS

Year	GP	GS	Min	Avg	FG	FGA	Pct	3FG	FGA	Pct	FT	FTA	Pct	Off	Def	Tot	Avg	PF	FO	Ast	TO	Blk	Stl	Pts	Avg
Big 12	5	3	122	24.4	10	35	.286	2	7	.286	10	14	.714	1	10	11	2.2	8	0	10	6	0	6	32	6.4
NCAA	2	0	31	15.5	1	5	.200	0	3	.000	2	4	.500	0	6	6	3.0	0	0	6	2	0	1	4	2.0

Last Game vs. Iowa State (3.14.15)

Minutes: 36 Points: 13 Rebounds: 4 Assists: 4

2014-15 Season Averages

Minutes: 33.7 Points: 12.3 Rebounds: 3.7 Assists: 4.0

Career Honors**2014-15:** All-Big 12 Second Team (Big 12/AP)... Orlando Classic All-Tournament Team**at a
GLANCE****Overview**

A well-rounded point guard that can run the floor as well as score... His 1,901 points at Petersburg High School rank second only to former NBA great and PHS alum, Moses Malone... Went on to play a prep season at Massanutten Military Academy following his high school career.... Averaged 22.2 points, 6.0 assists and 4.0 rebounds in 2012-13.

**WAYNE SELDEN, JR.****Guard • 6-5 • 230 • SO**

Roxbury, Mass.

Tilton School (N.H.)

CAREER HIGHS

PT	25 vs. Iowa State (3-14-15)
REB	8 vs. Baylor (3-13-15)
FG	9, 2x last vs. Florida (12-5-14)
FGA	17 at Oklahoma (1-8-14)
3FG	5, 2x last vs. Iowa State (2-2-15)
3FGA	10 at Oklahoma (1-8-14)
FT	8, 2x last vs. Iowa State (3-14-15)
FTA	12 vs. Baylor (3-13-15)
AST	9 vs. Rider (11-24-14)
STL	3, 3x last vs. Texas Tech (1-10-15)
BLK	4 vs. Kansas State (1-31-15)
MIN	43 vs. Oklahoma State (3-14-14)

SEASON HIGHS

PT	25 vs. Iowa State (3-14-15)
REB	8 vs. Baylor (3-13-15)
FG	9 vs. Florida (12-5-14)
FGA	15 vs. Florida (12-5-14)
3FG	5 vs. Iowa State (2-2-15)
3FGA	8 vs. UNLV (1-4-15)
FT	8, 2x last vs. Iowa State (3-14-15)
FTA	12 vs. Baylor (3-13-15)
AST	9 vs. Rider (11-24-14)
STL	3 vs. Texas Tech (1-10-15)
BLK	4 vs. Kansas State (1-31-15)
MIN	37, 2x last vs. West Virginia (3-3-15)

MISCELLANEOUS

10+ Points	14	28
20+ Points	4	7
5+ Rebounds	4	7
2+ Three-Pointers	13	24
3+ Assists	17	33
2+ Steals	3	10
2+ Blocks	3	4
Double-Doubles	--	--
Led KU in points	7	9
Led KU in rebounds	1	1
Led KU in assists	9	16
Led KU in steals	5	14
Led KU in blocks	5	8

WAYNE SELDEN, JR. CAREER STATISTICS

Year	GP	GS	Min	Avg	FG	FGA	Pct	3FG	FGA	Pct	FT	FTA	Pct	Off	Def	Tot	Avg	PF	FO	Ast	TO	Blk	Stl	Pts	Avg
2013-14	35	35	1022	29.2	121	277	.437	42	128	.328	56	89	.629	32	60	92	2.6	71	1	87	66	11	25	340	9.7
2014-15	34	34	1017	29.9	109	282	.387	46	124	.371	69	105	.657	33	65	98	2.9	70	2	94	70	19	21	333	9.8
TOTAL	69	69	2039	29.6	230	559	.411	88	252	.349	125	194	.644	65	125	190	2.8	141	3	181	136	30	46	673	9.8

WAYNE SELDEN, JR. CAREER BIG 12 CONFERENCE STATISTICS

Year	GP	GS	Min	Avg	FG	FGA	Pct	3FG	FGA	Pct	FT	FTA	Pct	Off	Def	Tot	Avg	PF	FO	Ast	TO	Blk	Stl	Pts	Avg
2014	18	18	559	31.1	72	159	.453	28	81	.346	31	44	.705	17	31	48	2.7	35	1	52	32	5	15	203	11.3
2015	18	18	517	28.7	52	142	.366	27	70	.386	29	41	.707	11	30	41	2.3	34	1	47	38	11	12	160	8.9
TOTAL	36	36	1076	29.9	124	301	.412	55	151	.364	60	85	.706	28	61	89	2.5	69	2	99	70	16	27	363	10.1

WAYNE SELDEN, JR. CAREER POSTSEASON STATISTICS

Year	GP	GS	Min	Avg	FG	FGA	Pct	3FG	FGA	Pct	FT	FTA	Pct	Off	Def	Tot	Avg	PF	FO	Ast	TO	Blk	Stl	Pts	Avg
Big 12	5	5	169	33.8	25	47	.532	3	17	.176	22	32	.688	5	19	24	4.8	8	1	5	12	3	3	75	15.0
NCAA	2	2	47	23.5	1	10	.100	0	3	.000	2	4	.500	1	0	1	0.5	6	0	6	2	0	3	4	2.0

Last Game vs. Iowa State (3.14.15)

Minutes: 35

Points: 25

Rebounds: 5

Assists: 0

2014-15 Season Averages

Minutes: 29.9

Points: 9.8

Rebounds: 2.9

Assists: 2.8

Career Honors

2014-15: Big 12 Championship All-Tournament team... All-Big 12 Honorable Mention... John R. Wooden Award Preseason Top 50. **2013-14:** All-Big 12 Honorable Mention... Wayne Tisdale Freshman of the Week (1.14.14)... *Athlon* Sports National Freshman of the Week (1.13.14)... Big 12 Newcomer of the Week (1.13.14)... Naismith Trophy Early Watch List... John R. Wooden Preseason List... Wayne Tisdale Award Preseason Watch List by USBWA.

 at a
GLANCE

OPPONENT (Date)	MP	FG-A	PCT	3PT-A	PCT	FT-A	PCT	O-D-T	PF	A	TO	BLK	ST	TP
*UC Santa Barbara (11-14)	32	2-8	.250	0-3	.000	6-9	.667	1-0-1	2	2	2	1	1	10
*!vs. Kentucky (11-18)	26	4-12	.333	1-4	.250	0-2	.000	1-3-4	2	1	2	0	0	9
*&Rider (11-24)	28	0-4	.000	0-1	.000	0-0	---	2-0-2	2	9	1	1	1	0
*&vs. Rhode Island (11-27)	34	4-9	.444	2-4	.500	0-0	---	4-3-7	2	4	1	2	1	10
*&vs. Tennessee (11-28)	33	3-6	.500	2-4	.500	4-5	.800	1-3-4	2	4	1	0	1	12
*&vs. Michigan State (11-30)	36	0-10	.000	0-3	.000	5-6	.833	2-3-5	3	2	3	1	1	5
*Florida (12-5)	34	9-15	.600	2-5	.400	1-3	.333	0-0-0	4	1	1	1	0	21
*at Georgetown (12-10)	29	2-7	.286	2-3	.667	1-2	.500	1-3-4	3	3	3	1	0	7
*#Utah (12-13)	36	3-8	.375	2-3	.667	0-0	---	0-0-0	3	2	2	0	0	8
*Lafayette (12-20)	29	4-8	.500	2-5	.400	2-2	1.000	0-4-4	3	6	2	0	1	12
*at Temple (12-22)	26	2-8	.250	1-4	.250	1-2	.500	2-0-2	2	3	2	0	0	6
*Kent State (12-30)	29	1-7	.143	0-2	.000	3-6	.500	3-1-4	2	5	2	1	1	5
*UNLV (1-4)	37	5-11	.455	4-8	.500	2-4	.500	1-2-3	1	1	2	0	0	16
**at Baylor (1-7)	30	4-9	.444	1-4	.250	0-0	---	1-1-2	1	4	1	0	1	9
**Texas Tech (1-10)	19	3-10	.300	1-5	.200	1-2	.500	1-2-3	1	5	2	0	3	8
**Oklahoma State (1-13)	26	2-7	.286	1-2	.500	1-2	.500	1-2-3	0	0	1	2	0	6
**at Iowa State (1-17)	32	5-11	.455	2-6	.333	0-0	---	1-1-2	5	3	3	0	1	12
**Oklahoma (1-19)	29	2-9	.222	1-3	.333	0-0	---	0-3-3	2	4	2	0	1	5
**at Texas (1-24)	27	2-6	.333	2-3	.667	2-2	1.000	1-0-1	1	0	2	1	0	8
**at TCU (1-28)	29	2-8	.250	1-3	.333	0-0	---	1-2-3	2	4	1	0	1	5
**Kansas State (1-31)	30	5-13	.385	3-6	.500	1-2	.500	1-1-2	2	2	1	4	1	14
**Iowa State (2-2)	28	7-12	.583	5-7	.714	1-2	.500	0-1-1	2	2	4	1	0	20
**at Oklahoma State (2-7)	33	4-6	.667	4-5	.800	3-4	.750	0-0-0	2	2	4	0	0	15
**at Texas Tech (2-10)	32	5-9	.556	4-7	.571	2-2	1.000	1-3-4	2	3	2	0	0	16
**Baylor (2-14)	34	3-6	.500	1-4	.250	8-9	.889	0-3-3	3	4	2	0	0	15
**at West Virginia (2-16)	28	2-5	.400	0-1	.000	0-2	.000	1-3-4	2	3	3	0	0	4
**TCU (2-21)	22	1-4	.250	1-3	.333	2-2	1.000	0-2-2	2	2	1	1	0	5
**at Kansas State (2-23)	33	2-6	.333	0-3	.000	3-4	.750	2-1-3	4	4	4	0	1	7
**Texas (2-28)	30	1-7	.143	0-2	.000	5-6	.833	0-3-3	2	2	0	1	2	7
**West Virginia (3-3)	37	2-7	.286	0-4	.000	0-2	.000	0-2-2	0	2	5	1	1	4
**at Oklahoma (3-7)	18	0-7	.000	0-2	.000	0-0	---	0-0-0	1	1	0	0	0	0
*%vs. TCU (3-12)	25	3-6	.500	0-1	.000	1-3	.333	2-2-4	0	1	4	0	0	2
*%vs. Baylor (3-13)	31	7-9	.778	0-2	.000	6-12	.500	1-7-8	0	3	2	0	0	20
*%vs. Iowa State (3-14)	35	8-12	.667	1-2	.500	8-8	1.000	1-4-5	5	0	2	0	0	25

^ indicates starter; * = Big 12 Game; & = Orlando Classic; ! = Champions Classic; # = Kansas City Shootout; % = Big 12 Championship; -NCAA Tournament

**CLIFF ALEXANDER****Forward • 6-8 • 240 • FR**

Chicago, Ill.

Curie HS

CAREER HIGHS

PT	16 vs. Tennessee (11-28-14)
REB	13 vs. Oklahoma (1-19-15)
FG	6, 2x last at Texas (1-24-15)
FGA	12 vs. UNLV (1-4-15)
3FG	--
3FGA	--
FT	8 vs. Florida (12-5-14)
FTA	9 vs. Tennessee (11-28-14)
AST	4 at Baylor (1-7-15)
STL	1, 5x last at Kansas State (2-23-15)
BLK	4, 2x last at Texas Tech (2-10-15)
MIN	27 at Texas (1-24-15)

SEASON HIGHS

PT	16 vs. Tennessee (11-28-14)
REB	13 vs. Oklahoma (1-19-15)
FG	6, 2x last at Texas (1-24-15)
FGA	12 vs. UNLV (1-4-15)
3FG	--
3FGA	--
FT	8 vs. Florida (12-5-14)
FTA	9 vs. Tennessee (11-28-14)
AST	4 at Baylor (1-7-15)
STL	1, 5x last at Kansas State (2-23-15)
BLK	4, 2x last at Texas Tech (2-10-15)
MIN	27 at Texas (1-24-15)

MISCELLANEOUS

10+ Points	9	9
20+ Points	--	--
5+ Rebounds	16	16
10+ Rebounds	2	2
2+ Three-Pointers	--	--
3+ Assists	2	2
2+ Steals	--	--
2+ Blocks	10	10
Double-Doubles	2	2
Led KU in points	1	1
Led KU in rebounds	6	6
Led KU in assists	--	--
Led KU in steals	--	--
Led KU in blocks	16	16

CLIFF ALEXANDER CAREER STATISTICS

Year	GP	GS	Min	Avg	FG	FGA	Pct	3FG	FGA	Pct	FT	FTA	Pct	Off	Def	Tot	Avg	PF	FO	Ast	TO	Blk	Stl	Pts	Avg
2014-15	28	6	492	17.6	73	129	.566	0	0	.000	53	79	.671	55	93	148	5.3	57	0	12	28	37	5	199	7.1

CLIFF ALEXANDER CAREER BIG 12 CONFERENCE STATISTICS

Year	GP	GS	Min	Avg	FG	FGA	Pct	3FG	FGA	Pct	FT	FTA	Pct	Off	Def	Tot	Avg	PF	FO	Ast	TO	Blk	Stl	Pts	Avg
2015	15	5	253	16.9	39	64	.609	0	0	.000	13	24	.542	26	47	73	4.9	33	0	11	14	20	2	91	6.1

CLIFF ALEXANDER CAREER POSTSEASON STATISTICS

	GP	GS	Min	Avg	FG	FGA	Pct	3FG	FGA	Pct	FT	FTA	Pct	Off	Def	Tot	Avg	PF	FO	Ast	TO	Blk	Stl	Pts	Avg
Big 12	--	--	--	--	--	--	--	--	--	--	--	--	--	--	--	--	--	--	--	--	--	--	--	--	--
NCAA	--	--	--	--	--	--	--	--	--	--	--	--	--	--	--	--	--	--	--	--	--	--	--	--	--

Last Game at Kansas State (2.23.15)

Minutes: 10 Points: 0 Rebounds: 4 Blocked Shots: 1

2014-15 Season Averages

Minutes: 17.6 Points: 7.1 Rebounds: 5.3 Blocked Shots: 1.3

Career Honors:**2014-15:** Big 12 Newcomer of the Week (1/26)... Wayman Tisdale Watch List... John R. Wooden Award Preseason Top 50.**Overview**

Came to Kansas as the No. 3 recruit in the country on the ESPN100... Joins Kelly Oubre, Jr. as the other McDonald's All-American in the 2014-15 freshman class... Named the Naismith Boys High School Player of the Year, where he was a finalist with Oubre... The duo made the USA Basketball Junior National Select Team... A physical post player likely to average big rebound numbers.

at a
GLANCE

OPPONENT (Date)	MP	FG-A	PCT	3PT-A	PCT	FT-A	PCT	O-D-T	PF	A	TO	BLK	ST	TP
UC Santa Barbara (11-14)	12	3-5	.600	0-0	---	3-4	.750	0-4-4	2	0	0	1	0	9
Ivs. Kentucky (11-18)	20	2-7	.286	0-0	---	4-8	.500	5-3-8	3	0	1	0	0	8
&Rider (11-24)	13	4-4	1.000	0-0	---	2-3	.667	2-2-4	2	0	2	1	0	10
&vs. Rhode Island (11-27)	21	3-5	.600	0-0	---	3-4	.750	1-7-8	3	0	1	2	0	9
&vs. Tennessee (11-28)	20	5-6	.833	0-0	---	6-9	.667	4-0-4	0	0	1	1	0	16
&vs. Michigan State (11-30)	26	1-5	.200	0-0	---	4-7	.571	3-5-8	3	0	1	4	0	6
Florida (12-5)	19	2-4	.500	0-0	---	8-8	1.000	3-7-10	3	1	1	0	0	12
at Georgetown (12-10)	26	2-4	.500	0-0	---	3-4	.750	2-4-6	1	0	1	2	1	7
#Utah (12-13)	14	0-2	.000	0-0	---	1-2	.500	1-5-6	1	0	1	0	1	1
Lafayette (12-20)	17	4-6	.667	0-0	---	2-2	1.000	1-4-5	0	0	0	2	0	10
^at Temple (12-22)	17	0-1	.000	0-0	---	2-2	1.000	2-1-3	3	0	1	1	0	2
Kent State (12-30)	13	3-4	.750	0-0	---	2-2	1.000	1-3-4	0	0	2	2	1	8
UNLV (1-4)	21	5-12	.417	0-0	---	0-0	---	4-1-5	3	0	2	1	0	10
*at Baylor (1-7)	20	2-3	.667	0-0	---	0-0	---	0-1-1	2	4	1	2	0	4
*Texas Tech (1-10)	15	6-8	.750	0-0	---	0-0	---	1-4-5	4	0	0	2	1	12
*Oklahoma State (1-13)	21	2-3	.667	0-0	---	3-5	.600	0-5-5	3	0	1	2	0	7
*at Iowa State (1-17)	14	3-3	1.000	0-0	---	0-0	---	1-5-6	0	0	1	1	0	6
*Oklahoma (1-19)	23	4-7	.571	0-0	---	5-7	.714	7-6-13	4	3	2	1	0	13
*at Texas (1-24)	27	6-11	.545	0-0	---	3-6	.500	5-4-9	1	2	0	1	0	15
*at TCU (1-28)	15	3-5	.600	0-0	---	0-0	---	2-2-4	2	0	2	1	0	6
*Kansas State (1-31)	19	0-2	.000	0-0	---	0-0	---	1-3-4	1	1	0	1	0	0
*Iowa State (2-2)	15	2-2	1.000	0-0	---	0-0	---	1-4-5	3	0	2	2	0	4
*at Oklahoma State (2-7)	16	4-5	.800	0-0	---	0-1	.000	2-2-4	1	0	1	0	0	8
^*at Texas Tech (2-10)	20	4-5	.800	0-0	---	2-3	.667	2-3-5	3	0	2	4	0	10
^*Baylor (2-14)	21	2-5	.400	0-0	---	0-2	.000	2-3-5	1	1	1	1	0	4
^*at West Virginia (2-16)	6	0-0	---	0-0	---	0-0	---	0-1-1	1	0	0	0	0	0
^*TCU (2-21)	11	1-4	.250	0-0	---	0-0	---	1-1-2	3	0	0	1	0	2
^*at Kansas State (2-23)	10	0-1	.000	0-0	---	0-0	---	1-3-4	4	0	1	1	1	0
*Texas (2-28)	DNP													
*West Virginia (3-3)	DNP													
*at Oklahoma (3-7)	DNP													
%vs. TCU (3-12)	DNP													
%vs. Baylor (3-13)	DNP													
%vs. Iowa State (3-14)	DNP													

^ indicates starter; * = Big 12 Game; & = Orlando Classic; != Champions Classic; # = Kansas City Shootout; % = Big 12 Championship; -NCAA Tournament

**DEVONTE' GRAHAM****Guard • 6-2 • 175 • FR**

Raleigh, N.C.

Brewster Academy (N.H.)

CAREER HIGHS

PT	20 vs. TCU (2-21-15)
REB	6 vs. Texas Tech (1-10-15)
FG	7 vs. TCU (2-21-15)
FGA	14 at Oklahoma (3-7-15)
3FG	2, 4x last at Oklahoma (3-7-15)
3FGA	5 at Oklahoma (3-7-15)
FT	9 vs. Florida (12-5-14)
FTA	10 vs. Florida (12-5-14)
AST	6 vs. Texas Tech (1-10-15)
STL	3 vs. Florida (12-5-14)
BLK	--
MIN	29 at Oklahoma (3-7-15)

SEASON HIGHS

PT	20 vs. TCU (2-21-15)
REB	6 vs. Texas Tech (1-10-15)
FG	7 vs. TCU (2-21-15)
FGA	14 at Oklahoma (3-7-15)
3FG	2, 4x last at Oklahoma (3-7-15)
3FGA	5 at Oklahoma (3-7-15)
FT	9 vs. Florida (12-5-14)
FTA	10 vs. Florida (12-5-14)
AST	6 vs. Texas Tech (1-10-15)
STL	3 vs. Florida (12-5-14)
BLK	--
MIN	29 at Oklahoma (3-7-15)

MISCELLANEOUS

10+ Points	5	5
20+ Points	1	1
5+ Rebounds	1	1
2+ Three-Pointers	4	4
3+ Assists	12	12
2+ Steals	3	3
2+ Blocks	--	--
Double-Doubles	--	--
Led KU in points	1	1
Led KU in rebounds	1	1
Led KU in assists	9	9
Led KU in steals	6	6
Led KU in blocks	--	--

DEVONTE' GRAHAM CAREER STATISTICS

Year	GP	GS	Min	Avg	FG	FGA	Pct	3FG	FGA	Pct	FT	FTA	Pct	Off	Def	Tot	Avg	PF	FO	Ast	TO	Blk	Stl	Pts	Avg
2014-15	27	0	463	17.1	39	98	.398	12	30	.400	49	70	.700	7	33	40	1.5	42	0	54	29	0	20	139	5.1

DEVONTE' GRAHAM CAREER BIG 12 CONFERENCE STATISTICS

Year	GP	GS	Min	Avg	FG	FGA	Pct	3FG	FGA	Pct	FT	FTA	Pct	Off	Def	Tot	Avg	PF	FO	Ast	TO	Blk	Stl	Pts	Avg
2015	17	0	300	17.6	26	67	.388	9	25	.360	25	36	.694	3	20	23	1.4	27	0	39	19	0	12	86	5.1

DEVONTE' GRAHAM CAREER POSTSEASON STATISTICS

	GP	GS	Min	Avg	FG	FGA	Pct	3FG	FGA	Pct	FT	FTA	Pct	Off	Def	Tot	Avg	PF	FO	Ast	TO	Blk	Stl	Pts	Avg
Big 12	3	0	59	19.7	4	11	.364	1	1	1.000	3	5	.600	0	5	5	1.7	5	0	8	3	0	1	12	4.0
NCAA	--	--	--	--	--	--	--	--	--	--	--	--	--	--	--	--	--	--	--	--	--	--	--	--	--

Last Game vs. Iowa State (3.14.15)

Minutes: 24

Points: 7

Rebounds: 3

Assists: 4

2014-15 Season Averages

Minutes: 17.1

Points: 5.1

Rebounds: 1.5

Assists: 2.0

Overview

Joined the freshman class in May after re-opening his recruitment from originally signing at Appalachian State... Spent the 2013-14 season at Brewster Academy prep school in Wolfeboro, New Hampshire... Following a coaching change at ASU, Graham was granted his NLI release in April 2014... Jumped up to No. 36 by Rivals.com after his release from ASU... Known as a true point guard, Graham led Brewster Academy to the 2014 national prep championship.

at
GLANCE

OPPONENT (Date)	MP	FG-A	PCT	3PT-A	PCT	FT-A	PCT	O-D-T	PF	A	TO	BLK	ST	TP
UC Santa Barbara (11-14)	26	5-8	.625	0-0	---	4-6	.667	1-3-4	2	2	2	0	1	14
Ivs. Kentucky (11-18)	14	0-2	.000	0-0	---	0-1	.000	0-2-2	2	0	1	0	1	0
&Rider (11-24)	DNP													
&vs. Rhode Island (11-27)	15	2-2	1.000	1-1	1.000	5-6	.833	1-0-1	0	1	0	0	1	10
&vs. Tennessee (11-28)	7	1-2	.500	0-0	---	0-0	---	1-0-1	2	0	1	0	0	2
&vs. Michigan State (11-30)	5	0-1	.000	0-0	---	0-0	---	0-0-0	3	0	0	0	0	0
Florida (12-5)	19	0-1	.000	0-1	.000	9-10	.900	0-1-1	0	3	1	0	3	9
at Georgetown (12-10)	18	1-4	.250	1-2	.500	3-6	.500	1-2-3	1	1	2	0	1	6
#Utah (12-13)	DNP													
Lafayette (12-20)	DNP													
at Temple (12-22)	DNP													
Kent State (12-30)	DNP													
UNLV (1-4)	DNP													
*at Baylor (1-7)	DNP													
*Texas Tech (1-10)	19	0-1	.000	0-1	.000	2-3	.667	0-6-6	1	6	0	0	0	2
*Oklahoma State (1-13)	21	2-5	.400	0-1	.000	5-8	.625	0-1-1	2	3	0	0	0	9
*at Iowa State (1-17)	20	3-8	.375	2-4	.500	2-2	1.000	0-0-0	0	4	0	0	2	10
*Oklahoma (1-19)	15	2-5	.400	2-3	.667	0-0	---	1-0-1	3	4	1	0	0	6
*at Texas (1-24)	17	0-2	.000	0-2	.000	2-2	1.000	0-3-3	0	3	0	0	2	2
*at TCU (1-28)	26	3-3	1.000	1-1	1.000	0-1	.000	0-0-0	1	0	2	0	1	7
*Kansas State (1-31)	18	1-4	.250	0-1	.000	1-2	.500	0-1-1	2	4	0	0	1	3
*Iowa State (2-2)	14	1-1	1.000	0-0	---	1-2	.500	0-2-2	3	4	0	0	0	3
*at Oklahoma State (2-7)	14	0-4	.000	0-2	.000	0-0	---	0-0-0	1	1	2	0	1	0
*at Texas Tech (2-10)	11	0-2	.000	0-0	---	0-0	---	0-0-0	2	1	1	0	1	0
*Baylor (2-14)	12	0-1	.000	0-1	.000	2-2	1.000	0-0-0	1	1	0	0	0	2
*at West Virginia (2-16)	9	0-0	---	0-0	---	0-0	---	0-0-0	1	0	3	0	1	0
*TCU (2-21)	27	7-7	1.000	2-2	1.000	4-6	.667	1-2-3	4	3	3	0	0	20
*at Kansas State (2-23)	19	2-4	.500	0-1	.000	0-0	---	0-1-1	0	1	2	0	1	4
*Texas (2-28)	7	0-1	.000	0-0	---	0-0	---	0-0-0	2	0	0	0	0	0
*West Virginia (3-3)	22	2-5	.400	0-1	.000	6-8	.750	0-1-1	2	1	4	0	1	10
*at Oklahoma (3-7)	29	3-14	.214	2-5	.400	0-0	---	1-3-4	2	3	1	0	1	8
%vs. TCU (3-12)	24	0-2	.000	0-0	---	1-2	.500	0-1-1	2	4	0	0	1	1
%vs. Baylor (3-13)	11	2-3	.667	0-0	---	0-0	---	0-1-1	1	0	2	0	0	4
%vs. Iowa State (3-14)	24	2-6	.333	1-1	1.000	2-3	.667	0-3-3	2	4	1	0	0	7

^ indicates starter; * = Big 12 Game; & = Orlando Classic; ! = Champions Classic; # = Kansas City Shootout; % = Big 12 Championship; -NCAA Tournament

**EVAN MANNING****Guard • 6-3 • 170 • JR**

Lawrence, Kan.

New Hampton Prep (N.H.)

CAREER HIGHS

PT	3, 4x last vs. Texas Tech (1-10-15)
REB	2 vs. Washington State (11-19-12)
FG	1, 6x last at Texas Tech (2-10-15)
FGA	2, 4x last vs. Lafayette (12-20-14)
3FG	1, 4x last vs. Texas Tech (1-10-15)
3FGA	2 vs. West Virginia (3-2-13)
FT	1 vs. Georgetown (12-21-13)
FTA	2 vs. Georgetown (12-21-13)
AST	2 vs. Lafayette (12-20-14)
STL	1, 6x last vs. Texas Tech (1-10-15)
BLK	--
MIN	6, 3x last vs. Lafayette (12-20-14)

SEASON HIGHS

PT	3 vs. Texas Tech (1-10-15)
REB	1, 2x last at Texas Tech (2-10-15)
FG	1, 2x last at Texas Tech (2-10-15)
FGA	2 vs. Lafayette (12-20-14)
3FG	1 vs. Texas Tech (1-10-15)
3FGA	1, 3x last vs. Texas Tech (1-10-15)
FT	--
FTA	--
AST	2 vs. Lafayette (12-20-14)
STL	1, 3x last vs. Texas Tech (1-10-15)
BLK	--
MIN	6, 2x last vs. Lafayette (12-20-14)

MISCELLANEOUS

SEASON	CAREER
10+ Points	--
5+ Rebounds	--
2+ Three-Pointers	--
3+ Assists	--
2+ Steals	--
2+ Blocks	--
Double-Doubles	--
Led KU in points	--
Led KU in rebounds	--
Led KU in assists	--
Led KU in steals	2
Led KU in blocks	--

EVAN MANNING CAREER STATISTICS

Year	GP	GS	Min	Avg	FG	FGA	Pct	3FG	FGA	Pct	FT	FTA	Pct	Off	Def	Tot	Avg	PF	FO	Ast	TO	Blk	Stl	Pts	Avg
2012-13	12	0	34	2.8	3	7	.429	2	6	.333	0	0	.000	0	5	5	0.4	7	0	1	4	0	2	8	0.7
2013-14	6	0	10	1.7	1	4	.250	1	3	.333	1	2	.500	0	0	0	0.0	2	0	1	2	0	1	4	0.7
2014-15	8	0	26	3.3	2	5	.400	1	3	.333	0	0	.000	0	2	2	0.3	2	0	2	1	0	3	5	0.6
TOTAL	26	0	70	2.7	6	16	.375	4	12	.333	1	2	.500	0	7	7	0.3	11	0	4	7	0	6	17	0.7

EVAN MANNING CAREER BIG 12 CONFERENCE STATISTICS

Year	GP	GS	Min	Avg	FG	FGA	Pct	3FG	FGA	Pct	FT	FTA	Pct	Off	Def	Tot	Avg	PF	FO	Ast	TO	Blk	Stl	Pts	Avg
2013	5	0	12	2.4	1	3	.333	1	3	.333	0	0	.000	0	2	2	0.4	3	0	0	2	0	1	3	0.6
2014	3	0	5	1.7	1	1	1.000	1	1	1.000	0	0	.000	0	0	0	0.0	2	0	0	0	0	1	3	1.0
2015	3	0	5	1.7	2	2	1.000	1	1	1.000	0	0	.000	0	1	1	0.3	0	0	0	0	0	1	5	1.7
TOTAL	11	0	22	2.0	4	6	.667	3	5	.600	0	0	.000	0	3	3	0.3	5	0	0	2	0	3	11	1.0

EVAN MANNING CAREER POSTSEASON STATISTICS

	GP	GS	Min	Avg	FG	FGA	Pct	3FG	FGA	Pct	FT	FTA	Pct	Off	Def	Tot	Avg	PF	FO	Ast	TO	Blk	Stl	Pts	Avg
Big 12	--	--	--	--	--	--	--	--	--	--	--	--	--	--	--	--	--	--	--	--	--	--	--	--	--
NCAA	1	0	1	1.0	0	0	---	0	0	---	0	0	---	0	0	0	0.0	0	0	0	1	0	0	0	0

Last Game at Texas Tech (2.10.15)

Minutes: 2

Points: 2

Rebounds: 1

Assists: 0

2014-15 Season Averages

Minutes: 3.3

Points: 0.6

Rebounds: 0.3

Assists: 0.3

Career Honors**2012-13:** Athletic Director's and Big 12 Commissioner's Honor Rolls (fall 2012)... Academic All-Big 12 Rookie Team.at a
GLANCE

OPPONENT (Date)	MP	FG-A	PCT	3PT-A	PCT	FT-A	PCT	O-D-T	PF	A	TO	BLK	ST	TP
UC Santa Barbara (11-14)	DNP													
Ivs. Kentucky (11-18)	6	0-1	.000	0-1	.000	0-0	---	0-0-0	0	0	0	0	1	0
&Rider (11-24)	2	0-0	---	0-0	---	0-0	---	0-0-0	2	0	0	0	0	0
&vs. Rhode Island (11-27)	DNP													
&vs. Tennessee (11-28)	DNP													
&vs. Michigan State (11-30)	DNP													
Florida (12-5)	DNP													
at Georgetown (12-10)	DNP													
#Utah (12-13)	DNP													
Lafayette (12-20)	6	0-2	.000	0-1	.000	0-0	---	0-0-0	0	2	0	0	1	0
at Temple (12-22)	5	0-0	---	0-0	---	0-0	---	0-1-1	0	0	0	0	0	0
Kent State (12-30)	2	0-0	---	0-0	---	0-0	---	0-0-0	0	0	1	0	0	0
UNLV (1-4)	DNP													
*at Baylor (1-7)	DNP													
*Texas Tech (1-10)	3	1-1	1.000	1-1	1.000	0-0	---	0-0-0	0	0	0	0	1	3
*Oklahoma State (1-13)	DNP													
*at Iowa State (1-17)	0+	0-0	---	0-0	---	0-0	---	0-0-0	0	0	0	0	0	0
*Oklahoma (1-19)	DNP													
*at Texas (1-24)	DNP													
*at TCU (1-28)	DNP													
*Kansas State (1-31)	DNP													
*Iowa State (2-2)	DNP													
*at Oklahoma State (2-7)	DNP													
*at Texas Tech (2-10)	2	1-1	1.000	0-0	---	0-0	---	0-1-1	0	0	0	0	0	2
*Baylor (2-14)	DNP													
*at West Virginia (2-16)	DNP													
*TCU (2-21)	DNP													
*at Kansas State (2-23)	DNP													
*Texas (2-28)	DNP													
*West Virginia (3-3)	DNP													
*at Oklahoma (3-7)	DNP													
%vs. TCU (3-12)	DNP													
%vs. Baylor (3-13)	DNP													
%vs. Iowa State (3-14)	DNP													

^ indicates starter; * = Big 12 Game; & = Orlando Classic; != Champions Classic; # = Kansas City Shootout; % = Big 12 Championship; -NCAA Tournament

**SVIATOSLAV MYKHAILIUK****Guard • 6-8 • 195 • FR**

Cherkasy, Ukraine

CAREER HIGHS

PT	11, 2x last vs. Lafayette (12-20-14)
REB	5 vs. Rider (11-24-14)
FG	4, 3x last vs. Lafayette (12-20-14)
FGA	10 vs. Michigan State (11-30-14)
3FG	3, 2x last vs. Lafayette (12-20-14)
3FGA	6 vs. Michigan State (11-30-14)
FT	2, 2x last vs. Tennessee (11-28-14)
FTA	2, 3x last vs. Tennessee (11-28-14)
AST	3 vs. UC Santa Barbara (11-14-14)
STL	1, 8x last at Texas Tech (2-10-15)
BLK	1 vs. Texas (2-28-15)
MIN	32 vs. Michigan State (11-30-14)

SEASON HIGHS

PT	11, 2x last vs. Lafayette (12-20-14)
REB	5 vs. Rider (11-24-14)
FG	4, 3x last vs. Lafayette (12-20-14)
FGA	10 vs. Michigan State (11-30-14)
3FG	3, 2x last vs. Lafayette (12-20-14)
3FGA	6 vs. Michigan State (11-30-14)
FT	2, 2x last vs. Tennessee (11-28-14)
FTA	2, 3x last vs. Tennessee (11-28-14)
AST	3 vs. UC Santa Barbara (11-14-14)
STL	1, 8x last at Texas Tech (2-10-15)
BLK	1 vs. Texas (2-28-15)
MIN	32 vs. Michigan State (11-30-14)

MISCELLANEOUS

10+ Points	3	3
20+ Points	--	--
5+ Rebounds	1	1
2+ Three-Pointers	3	3
3+ Assists	1	1
2+ Steals	--	--
2+ Blocks	--	--
Double-Doubles	--	--
Led KU in points	--	--
Led KU in rebounds	1	1
Led KU in assists	2	2
Led KU in steals	3	3
Led KU in blocks	--	--

SVIATOSLAV MYKHAILIUK CAREER STATISTICS

Year	GP	GS	Min	Avg	FG	FGA	Pct	3FG	FGA	Pct	FT	FTA	Pct	Off	Def	Tot	Avg	PF	FO	Ast	TO	Blk	Stl	Pts	Avg
2014-15	24	6	287	12.0	26	84	.310	15	51	.294	5	6	.833	8	23	31	1.3	16	0	16	15	1	8	72	3.0

SVIATOSLAV MYKHAILIUK CAREER BIG 12 CONFERENCE STATISTICS

Year	GP	GS	Min	Avg	FG	FGA	Pct	3FG	FGA	Pct	FT	FTA	Pct	Off	Def	Tot	Avg	PF	FO	Ast	TO	Blk	Stl	Pts	Avg
2015	9	0	54	6.0	5	18	.278	3	12	.250	0	0	.000	0	5	5	0.6	5	0	1	2	1	1	13	1.4

SVIATOSLAV MYKHAILIUK CAREER POSTSEASON STATISTICS

Year	GP	GS	Min	Avg	FG	FGA	Pct	3FG	FGA	Pct	FT	FTA	Pct	Off	Def	Tot	Avg	PF	FO	Ast	TO	Blk	Stl	Pts	Avg
Big 12	2	0	15	7.5	1	4	.250	0	2	.000	0	0	.000	0	1	1	0.5	1	0	2	1	0	0	2	1.0
NCAA	--	--	--	--	--	--	--	--	--	--	--	--	--	--	--	--	--	--	--	--	--	--	--	--	--

Last Game vs. Iowa State (3.14.15)

Minutes: 0+

Points: 0

Rebounds: 0

Assists: 0

2014-15 Season Averages

Minutes: 12.0

Points: 3.0

Rebounds: 1.3

Assists: 0.7

Overview

A late addition to the freshman class as he joined the team in late May... The youngest player on the KU roster at 17 years old, finishing high school at 16 years old in his native Ukraine... Spent more time competing this summer than any of his Jayhawk teammates after making Ukraine's U18 team at the European Championships and the national team at the FIBA World Cup, which put him on campus in September.

at a
GLANCE

OPPONENT (Date)	MP	FG-A	PCT	3PT-A	PCT	FT-A	PCT	O-D-T	PF	A	TO	BLK	ST	TP
UC Santa Barbara (11-14)	16	1-5	.200	0-2	.000	2-2	1.000	1-3-4	1	3	0	0	0	4
Ivs. Kentucky (11-18)	23	1-5	.200	1-5	.200	1-2	.500	1-0-1	0	1	2	0	1	4
*Rider (11-24)	23	4-7	.571	2-5	.400	0-0	---	2-3-5	4	2	0	0	0	10
*Rhode Island (11-27)	12	0-4	.000	0-3	.000	0-0	---	0-2-2	0	1	1	0	1	0
*Tennessee (11-28)	19	2-4	.500	1-3	.333	2-2	1.000	1-1-2	1	0	1	0	0	7
*Michigan State (11-30)	32	4-10	.400	3-6	.500	0-0	---	1-3-4	1	0	1	0	1	11
*Florida (12-5)	24	1-4	.250	1-4	.250	0-0	---	0-1-1	0	1	1	0	1	3
*at Georgetown (12-10)	5	0-1	.000	0-0	---	0-0	---	0-1-1	1	0	1	0	0	0
#Utah (12-13)	10	1-2	.500	0-0	---	0-0	---	0-0-0	0	0	1	0	0	2
Lafayette (12-20)	22	4-9	.444	3-4	.750	0-0	---	1-1-2	0	2	0	0	1	11
at Temple (12-22)	17	1-7	.143	1-4	.250	0-0	---	1-1-2	0	2	3	0	0	3
Kent State (12-30)	13	1-4	.250	0-1	.000	0-0	---	0-0-0	2	0	0	0	1	2
UNLV (1-4)	2	0-0	---	0-0	---	0-0	---	0-1-1	0	1	1	0	1	0
*at Baylor (1-7)	3	0-1	.000	0-1	.000	0-0	---	0-0-0	0	0	0	0	0	0
*Texas Tech (1-10)	14	2-4	.500	1-2	.500	0-0	---	0-1-1	1	1	0	0	0	5
*Oklahoma State (1-13)	DNP													
*at Iowa State (1-17)	5	1-4	.250	1-3	.333	0-0	---	0-0-0	2	0	0	0	0	3
*Oklahoma (1-19)	DNP													
*at Texas (1-24)	DNP													
*at TCU (1-28)	3	1-3	.333	1-2	.500	0-0	---	0-1-1	0	0	1	0	0	3
*Kansas State (1-31)	DNP													
*Iowa State (2-2)	DNP													
*at Oklahoma State (2-7)	DNP													
*at Texas Tech (2-10)	9	0-2	.000	0-2	.000	0-0	---	0-0-0	1	0	1	0	1	0
*Baylor (2-14)	DNP													
*at West Virginia (2-16)	2	0-1	.000	0-1	.000	0-0	---	0-0-0	0	0	0	0	0	0
*TCU (2-21)	DNP													
*at Kansas State (2-23)	DNP													
*Texas (2-28)	2	0-0	---	0-0	---	0-0	---	0-1-1	0	0	0	1	0	0
*West Virginia (3-3)	3	0-0	---	0-0	---	0-0	---	0-0-0	0	0	0	0	0	0
*at Oklahoma (3-7)	13	1-3	.333	0-1	.000	0-0	---	0-2-2	1	0	0	0	0	2
%vs. TCU (3-12)	15	1-4	.250	0-2	.000	0-0	---	0-1-1	1	2	1	0	0	2
%vs. Baylor (3-13)	DNP													
%vs. Iowa State (3-14)	0+	0-0	---	0-0	---	0-0	---	0-0-0	0	0	0	0	0	0

^ indicates starter; * = Big 12 Game; & = Orlando Classic; != Champions Classic; # = Kansas City Shootout; % = Big 12 Championship; -NCAA Tournament



Last Game at Texas Tech (2.10.15)
Minutes: 2 Points: 0 Rebounds: 0 Assists: 0

2014-15 Season Averages
Minutes: 1.8 Points: 0.3 Rebounds: 0.2 Assists: 0.2

Career Honors
2012-13: Athletic Director's and Big 12 Commissioner's Honor Rolls (fall 2012)... Academic All-Big 12 Rookie Team.

at a
GLANCE

TYLER SELF
Guard • 6-2 • 165 • RS SO
Lawrence, Kan.
Free State HS

CAREER HIGHS

PT	2, 3x last vs. Kent State (12-30-14)
REB	2, 2x last vs. Texas (2-16-13)
FG	1, 3x last vs. Kent State (12-30-14)
FGA	2 vs. American (12-29-12)
3FG	--
3FGA	1, 4x last vs. Lafayette (12-20-14)
FT	--
FTA	1 vs. Texas (2-16-13)
AST	1, 3x last vs. Rider (11-24-14)
STL	--
BLK	--
MIN	3, 6x last vs. Texas Tech (1-10-15)

SEASON HIGHS

PT	2 vs. Kent State (12-30-14)
REB	1 vs. Texas Tech (1-10-15)
FG	1 vs. Kent State (12-30-14)
FGA	1, 4x last vs. Kent State (12-30-14)
3FG	--
3FGA	1, 2x last vs. Lafayette (12-20-14)
FT	--
FTA	--
AST	1 vs. Rider (11-24-14)
STL	--
BLK	--
MIN	3 vs. Texas Tech (1-10-15)

MISCELLANEOUS	SEASON	CAREER
10+ Points	--	--
5+ Rebounds	--	--
2+ Three-Pointers	--	--
3+ Assists	--	--
2+ Steals	--	--
2+ Blocks	--	--
Double-Doubles	--	--
Led KU in points	--	--
Led KU in rebounds	--	--
Led KU in assists	--	--
Led KU in steals	--	--
Led KU in blocks	--	--

OPPONENT (Date)	MP	FG-A	PCT	3PT-A	PCT	FT-A	PCT	O-D-T	PF	A	TO	BLK	ST	TP
UC Santa Barbara (11-14)	DNP													
Ivs. Kentucky (11-18)	1	0-1	.000	0-0	---	0-0	---	0-0-0	1	0	0	0	0	0
&Rider (11-24)	2	0-1	.000	0-1	.000	0-0	---	0-0-0	0	1	2	0	0	0
&vs. Rhode Island (11-27)	DNP													
&vs. Tennessee (11-28)	DNP													
&vs. Michigan State (11-30)	DNP													
Florida (12-5)	DNP													
at Georgetown (12-10)	DNP													
#Utah (12-13)	DNP													
Lafayette (12-20)	2	0-1	.000	0-1	.000	0-0	---	0-0-0	1	0	0	0	0	0
at Temple (12-22)	DNP													
Kent State (12-30)	1	1-1	1.000	0-0	---	0-0	---	0-0-0	0	0	0	0	0	2
UNLV (1-4)	DNP													
*at Baylor (1-7)	DNP													
*Texas Tech (1-10)	3	0-0	---	0-0	---	0-0	---	0-1-1	0	0	0	0	0	0
*Oklahoma State (1-13)	DNP													
*at Iowa State (1-17)	DNP													
*Oklahoma (1-19)	DNP													
*at Texas (1-24)	DNP													
*at TCU (1-28)	DNP													
*Kansas State (1-31)	DNP													
*Iowa State (2-2)	DNP													
*at Oklahoma State (2-7)	DNP													
*at Texas Tech (2-10)	2	0-0	---	0-0	---	0-0	---	0-0-0	1	0	1	0	0	0
*Baylor (2-14)	DNP													
*at West Virginia (2-16)	DNP													
*TCU (2-21)	DNP													
*at Kansas State (2-23)	DNP													
*Texas (2-28)	DNP													
*West Virginia (3-3)	DNP													
*at Oklahoma (3-7)	DNP													
%vs. TCU (3-12)	DNP													
%vs. Baylor (3-13)	DNP													
%vs. Iowa State (3-14)	DNP													

^ indicates starter; * = Big 12 Game; & = Orlando Classic; != Champions Classic; # = Kansas City Shootout; % = Big 12 Championship; -NCAA Tournament

TYLER SELF CAREER STATISTICS

Year	GP	GS	Min	Avg	FG	FGA	Pct	3FG	FGA	Pct	FT	FTA	Pct	Off	Def	Tot	Avg	PF	FO	Ast	TO	Blk	Stl	Pts	Avg
2012-13	11	0	25	2.3	2	6	.333	0	2	.000	0	1	.000	0	2	2	0.2	1	0	2	3	0	0	4	0.4
2013-14			Redshirt																						
2014-15	6	0	11	1.8	1	4	.250	0	2	.000	0	0	.000	0	1	1	0.2	3	0	1	3	0	0	2	0.3
TOTAL	17	0	36	2.1	3	10	.300	0	4	.000	0	1	.000	0	3	3	0.2	4	0	3	6	0	0	6	0.4

TYLER SELF CAREER BIG 12 CONFERENCE STATISTICS

Year	GP	GS	Min	Avg	FG	FGA	Pct	3FG	FGA	Pct	FT	FTA	Pct	Off	Def	Tot	Avg	PF	FO	Ast	TO	Blk	Stl	Pts	Avg
2013	4	0	9	2.3	1	2	.500	0	0	.000	0	1	.000	0	1	1	0.3	0	0	1	1	0	0	2	0.5
2014			Redshirt																						
2015	2	0	5	2.5	0	0	.000	0	0	.000	0	0	.000	0	1	1	0.5	1	0	0	1	0	0	0	0.0
TOTAL	6	0	14	2.3	1	2	.500	0	0	.000	0	1	.000	0	2	2	0.4	1	0	1	2	0	0	2	0.3

TYLER SELF CAREER POSTSEASON STATISTICS

	GP	GS	Min	Avg	FG	FGA	Pct	3FG	FGA	Pct	FT	FTA	Pct	Off	Def	Tot	Avg	PF	FO	Ast	TO	Blk	Stl	Pts	Avg
Big 12	1	0	3	3.0	0	0	---	0	0	---	0	0	---	0	0	0	0.0	0	0	0	2	0	0	0	0.0
NCAA	1	0	0+	1.0	0	0	---	0	0	---	0	0	---	0	0	0	0.0	0	0	0	0	0	0	0	0.0

**KELLY OUBRE, JR.****Guard • 6-7 • 200 • FR**

New Orleans, La.

Findley Prep (Nev.)

CAREER HIGHS

PT	25 vs. TCU (3-12-15)
REB	10, 3x last at Oklahoma (3-7-15)
FG	9 vs. Lafayette (12-20-14)
FGA	15, 3x last vs. Iowa State (2-2-15)
3FG	4, 3x last vs. Baylor (2-14-15)
3FGA	7, 2x last vs. Kent State (12-30-14)
FT	15 vs. TCU (3-12-15)
FTA	19 vs. TCU (3-12-15)
AST	3, 3x last vs. Iowa State (2-2-15)
STL	4 at Baylor (1-7-15)
BLK	3 vs. Texas (2-28-15)
MIN	35, 2x last vs. Oklahoma State (1-13-15)

SEASON HIGHS

PT	25 vs. TCU (3-12-15)
REB	10, 3x last at Oklahoma (3-7-15)
FG	9 vs. Lafayette (12-20-14)
FGA	15, 3x last vs. Iowa State (2-2-15)
3FG	4, 3x last vs. Baylor (2-14-15)
3FGA	7, 2x last vs. Kent State (12-30-14)
FT	15 vs. TCU (3-12-15)
FTA	19 vs. TCU (3-12-15)
AST	3, 3x last vs. Iowa State (2-2-15)
STL	4 at Baylor (1-7-15)
BLK	3 vs. Texas (2-28-15)
MIN	35, 2x last vs. Oklahoma State (1-13-15)

MISCELLANEOUS SEASON CAREER

10+ Points	15	15
20+ Points	3	3
5+ Rebounds	19	19
10+ Rebounds	3	3
2+ Three-Pointers	9	9
3+ Assists	3	3
2+ Steals	14	14
2+ Blocks	2	2
Double-Doubles	3	3
Led KU in points	5	5
Led KU in rebounds	6	6
Led KU in assists	1	1
Led KU in steals	11	11
Led KU in blocks	3	3

KELLY OUBRE, JR. CAREER STATISTICS

Year	GP	GS	Min	Avg	FG	FGA	Pct	3FG	FGA	Pct	FT	FTA	Pct	Off	Def	Tot	Avg	PF	FO	Ast	TO	Blk	Stl	Pts	Avg
2014-15	34	25	711	20.9	104	232	.448	32	89	.360	76	106	.717	36	135	171	5.0	65	1	27	39	13	39	316	9.3

KELLY OUBRE, JR. CAREER BIG 12 CONFERENCE STATISTICS

Year	GP	GS	Min	Avg	FG	FGA	Pct	3FG	FGA	Pct	FT	FTA	Pct	Off	Def	Tot	Avg	PF	FO	Ast	TO	Blk	Stl	Pts	Avg
2015	18	17	426	23.7	64	145	.441	18	56	.321	38	56	.679	21	83	104	5.8	37	1	18	17	11	26	184	10.2

KELLY OUBRE, JR. CAREER POSTSEASON STATISTICS

	GP	GS	Min	Avg	FG	FGA	Pct	3FG	FGA	Pct	FT	FTA	Pct	Off	Def	Tot	Avg	PF	FO	Ast	TO	Blk	Stl	Pts	Avg
Big 12	3	3	80	26.7	8	19	.421	1	6	.167	20	24	.833	1	12	13	4.3	8	0	1	8	2	4	37	12.3
NCAA	--	--	--	--	--	--	--	--	--	--	--	--	--	--	--	--	--	--	--	--	--	--	--	--	--

Last Game vs. Iowa State (3.14.15)

Minutes: 17

Points: 3

Rebounds: 2

Assists: 0

2014-15 Season Averages

Minutes: 20.9

Points: 9.3

Rebounds: 5.0

Assists: 0.8

Career Honors

2014-15: All-Big 12 Honorable Mention... Big 12 All-Newcomer Team... Wayman Tisdale Award finalist (1 of 10)... Big 12 Newcomer of the Week (1/19)... Big 12 Newcomer of the Week (12/22)... Wayman Tisdale Watch List... John R. Wooden Award Preseason Top 50.

at
GLANCE

OPPONENT (Date)	MP	FG-A	PCT	3PT-A	PCT	FT-A	PCT	O-D-T	PF	A	TO	BLK	ST	TP
UC Santa Barbara (11-14)	4	0-0	---	0-0	---	0-0	---	0-2-2	0	1	1	0	0	0
*!vs. Kentucky (11-18)	13	2-3	.667	1-1	1.000	1-2	.500	2-2-4	3	0	1	0	1	6
&Rider (11-24)	15	1-4	.250	1-3	.333	2-2	1.000	0-4-4	2	2	1	0	0	5
&vs. Rhode Island (11-27)	7	1-1	1.000	0-0	---	0-0	---	0-0-0	3	0	2	0	0	2
&vs. Tennessee (11-28)	5	0-1	.000	0-1	.000	0-0	---	0-0-0	1	0	2	0	0	0
&vs. Michigan State (11-30)	6	0-1	.000	0-0	.000	0-0	.000	0-0-0	0	0	0	0	0	0
Florida (12-5)	8	1-3	.333	0-1	.000	0-0	---	0-2-2	0	0	0	0	0	2
at Georgetown (12-10)	16	1-5	.200	0-1	.000	5-6	.833	2-3-5	1	1	2	0	2	7
#Utah (12-13)	17	2-5	.400	1-1	1.000	4-4	1.000	0-3-3	3	0	0	0	0	9
*Lafayette (12-20)	25	9-15	.600	4-7	.571	1-2	.500	5-5-10	1	0	1	0	1	23
*at Temple (12-22)	23	4-8	.500	0-1	.000	1-2	.500	3-4-7	0	0	2	0	2	9
*Kent State (12-30)	31	8-12	.667	4-7	.571	0-2	.000	0-7-7	4	1	2	0	2	20
*UNLV (1-4)	35	3-10	.300	2-4	.500	4-6	.667	2-8-10	2	3	0	0	1	12
*at Baylor (1-7)	24	1-7	.143	1-5	.200	0-2	.000	1-4-5	1	2	0	0	4	3
**Texas Tech (1-10)	19	5-7	.714	2-3	.667	2-2	1.000	0-3-3	2	2	0	1	2	14
**Oklahoma State (1-13)	35	3-5	.600	1-2	.500	7-12	.583	0-6-6	3	3	4	1	2	14
**at Iowa State (1-17)	26	5-15	.333	0-3	.000	0-0	---	4-4-8	4	2	2	0	2	10
**Oklahoma (1-19)	29	6-11	.545	2-5	.400	5-8	.625	2-7-9	3	0	2	0	2	19
**at Texas (1-24)	21	3-9	.333	0-4	.000	2-2	1.000	1-5-6	3	0	0	0	0	8
**at TCU (1-28)	10	0-3	.000	0-1	.000	0-0	---	0-1-1	0	1	0	1	0	0
**Kansas State (1-31)	25	3-6	.500	0-2	.000	2-2	1.000	2-7-9	1	2	1	1	1	8
**Iowa State (2-2)	25	7-15	.467	2-6	.333	0-0	---	1-4-5	1	3	1	1	2	16
**at Oklahoma State (2-7)	14	0-3	.000	0-2	.000	1-2	.500	0-3-3	2	0	0	0	0	1
**at Texas Tech (2-10)	16	2-5	.400	2-5	.400	0-0	---	0-3-3	1	1	2	0	1	6
**Baylor (2-14)	24	6-9	.667	4-6	.667	2-2	1.000	1-5-6	1	1	0	0	1	18
**at West Virginia (2-16)	32	5-8	.625	2-2	1.000	2-2	1.000	1-6-7	3	0	0	1	0	14
**TCU (2-21)	19	0-3	.000	0-2	.000	0-0	---	0-4-4	1	0	0	1	2	0
**at Kansas State (2-23)	28	5-13	.385	1-2	.500	3-5	.600	4-3-7	2	0	2	0	1	14
**Texas (2-28)	32	4-9	.444	0-2	.000	7-9	.778	0-9-9	1	1	0	3	2	15
*West Virginia (3-3)	19	5-7	.714	0-2	.000	2-2	1.000	1-2-3	5	0	2	0	2	12
**at Oklahoma (3-7)	28	4-10	.400	1-2	.500	3-6	.500	3-7-10	3	0	1	1	2	12
*%vs. TCU (3-12)	34	5-10	.500	0-2	.000	15-19	.789	1-5-6	4	0	2	2	3	25
*%vs. Baylor (3-13)	29	2-6	.333	1-3	.333	4-4	1.000	0-5-5	2	1	3	0	1	9
*%vs. Iowa State (3-14)	17	1-3	.333	0-1	.000	1-1	1.000	0-2-2	2	0	3	0	0	3

^ indicates starter; * = Big 12 Game; & = Orlando Classic; ! = Champions Classic; # = Kansas City Shootout; % = Big 12 Championship; - NCAA Tournament

**BRANNEN GREENE****Guard • 6-7 • 215 • SO**Juliette, Ga.
Tift County HS**CAREER HIGHS**

PT	19 at Georgetown (12-10-14)
REB	7 at TCU (1-28-15)
FG	5, 3x last at Texas (1-24-15)
FGA	8 vs. Rhode Island (11-27-14)
3FG	5 at Georgetown (12-10-14)
3FGA	5, 7x last vs. West Virginia (3-3-15)
FT	5, 3x last vs. Iowa State (2-2-15)
FTA	6, 2x last vs. Iowa State (2-2-15)
AST	3 at Oklahoma State (2-7-15)
STL	3 at Kansas State (2-10-14)
BLK	1, 4x last vs. West Virginia (3-3-15)
MIN	29, 2x last at Oklahoma State (2-7-15)

SEASON HIGHS

PT	19 at Georgetown (12-10-14)
REB	7 at TCU (1-28-15)
FG	5, 3x last at Texas (1-24-15)
FGA	8 vs. Rhode Island (11-27-14)
3FG	5 at Georgetown (12-10-14)
3FGA	5, 7x last vs. West Virginia (3-3-15)
FT	5, 3x last vs. Iowa State (2-2-15)
FTA	6, 2x last vs. Iowa State (2-2-15)
AST	3 at Oklahoma State (2-7-15)
STL	2, 2x last vs. Iowa State (3-14-15)
BLK	1, 4x last vs. West Virginia (3-3-15)
MIN	29, 2x last at Oklahoma State (2-7-15)

MISCELLANEOUS SEASON CAREER

10+ Points	9	10
20+ Points	--	--
5+ Rebounds	3	4
2+ Three-Pointers	11	11
3+ Assists	1	1
2+ Steals	2	3
2+ Blocks	--	--
Double-Doubles	--	--
Led KU in points	2	2
Led KU in rebounds	1	1
Led KU in assists	1	1
Led KU in steals	2	4
Led KU in blocks	2	2

BRANNEN GREENE CAREER STATISTICS

Year	GP	GS	Min	Avg	FG	FGA	Pct	3FG	FGA	Pct	FT	FTA	Pct	Off	Def	Tot	Avg	PF	FO	Ast	TO	Blk	Stl	Pts	Avg
2013-14	28	0	184	6.6	20	52	.385	10	30	.333	16	19	.842	6	22	28	1.0	26	0	10	15	0	6	66	2.4
2014-15	33	2	486	14.7	54	128	.422	38	93	.409	44	48	.917	9	64	73	2.2	40	0	24	29	4	9	190	5.8
TOTAL	61	2	670	11.0	74	180	.411	48	123	.390	60	67	.896	15	86	101	1.7	66	0	34	44	4	15	256	4.2

BRANNEN GREENE CAREER BIG 12 CONFERENCE STATISTICS

Year	GP	GS	Min	Avg	FG	FGA	Pct	3FG	FGA	Pct	FT	FTA	Pct	Off	Def	Tot	Avg	PF	FO	Ast	TO	Blk	Stl	Pts	Avg
2014	16	0	97	6.1	12	30	.400	6	16	.375	12	14	.857	6	13	19	1.2	13	0	6	5	0	4	42	2.6
2015	17	0	271	15.9	33	75	.440	22	51	.431	29	33	.879	6	44	50	2.9	23	0	12	15	3	5	117	6.9
TOTAL	33	0	368	11.2	45	105	.423	28	67	.418	41	47	.872	12	57	69	2.1	36	0	18	20	3	9	159	4.8

BRANNEN GREENE CAREER POSTSEASON STATISTICS

	GP	GS	Min	Avg	FG	FGA	Pct	3FG	FGA	Pct	FT	FTA	Pct	Off	Def	Tot	Avg	PF	FO	Ast	TO	Blk	Stl	Pts	Avg
Big 12	5	0	68	13.6	4	15	.267	3	12	.250	0	0	.000	0	5	5	1.0	5	0	4	9	0	4	11	2.2
NCAA	1	0	3	3.0	0	0	.000	0	0	.000	0	0	.000	0	0	0	0.0	0	0	0	0	0	0	0	0.0

Last Game vs. Iowa State (3.14.15)

Minutes: 16 Points: 3 Rebounds: 0 Assists: 1

2014-15 Season Averages

Minutes: 14.7 Points: 5.8 Rebounds: 2.2 Assists: 0.7

Overview

An aggressive shooter who is quick off the dribble, which pairs well with his accuracy at the free throw line... Scored more than 2,000 points during his high school career between Mary Persons and Tift County High School... Graduated with a 4.0 grade point average.

at a
GLANCE

OPPONENT (Date)	MP	FG-A	PCT	3PT-A	PCT	FT-A	PCT	O-D-T	PF	A	TO	BLK	ST	TP
*UC Santa Barbara (11-14)	17	1-3	.333	1-2	.500	0-0	---	0-2-2	0	1	1	0	0	3
Ivs. Kentucky (11-18)	5	0-0	---	0-0	---	0-0	---	0-1-1	3	1	1	0	0	0
&Rider (11-24)	19	5-7	.714	2-4	.500	5-5	1.000	0-2-2	1	1	0	0	0	17
&vs. Rhode Island (11-27)	22	2-8	.250	2-5	.400	0-0	---	1-1-2	0	1	1	0	0	6
&vs. Tennessee (11-28)	18	2-5	.400	2-5	.400	0-0	---	1-2-3	3	0	0	1	0	6
&vs. Michigan State (11-30)	6	0-1	.000	0-1	.000	0-0	---	1-2-3	0	1	2	0	0	0
Florida (12-5)	8	0-1	.000	0-1	.000	0-0	---	0-0-0	0	0	1	0	0	0
at Georgetown (12-10)	18	5-6	.833	5-5	1.000	4-4	1.000	0-1-1	4	1	1	0	0	19
*#Utah (12-13)	21	1-4	.250	0-3	.000	4-4	1.000	0-3-3	2	1	1	0	0	6
Lafayette (12-20)	6	1-2	.500	1-2	.500	0-0	---	0-0-0	1	0	0	0	0	3
at Temple (12-22)	14	1-3	.333	1-3	.333	0-0	---	0-1-1	0	0	0	0	0	3
Kent State (12-30)	7	0-1	.000	0-1	.000	2-2	1.000	0-2-2	0	2	0	0	0	2
UNLV (1-4)	8	0-1	.000	0-1	.000	0-0	---	0-0-0	0	0	0	0	0	0
*at Baylor (1-7)	29	4-5	.800	2-3	.667	2-2	1.000	1-2-3	3	1	2	0	0	12
*Texas Tech (1-10)	16	2-5	.400	1-4	.250	0-0	---	0-4-4	1	2	1	0	0	5
*Oklahoma State (1-13)	3	0-1	.000	0-1	.000	0-0	---	0-1-1	1	0	0	0	0	0
*at Iowa State (1-17)	5	0-1	.000	0-0	---	0-0	---	0-2-2	0	0	0	0	0	0
*Oklahoma (1-19)	15	4-6	.667	3-4	.750	1-2	.500	0-2-2	0	1	1	0	1	12
*at Texas (1-24)	20	5-7	.714	4-5	.800	0-0	---	0-4-4	2	0	0	0	1	14
*at TCU (1-28)	19	1-4	.250	0-0	---	5-6	.833	1-6-7	3	0	1	1	0	7
*Kansas State (1-31)	14	4-5	.800	3-4	.750	0-0	---	0-1-1	3	1	2	0	1	11
*Iowa State (2-2)	19	2-4	.500	2-3	.667	5-6	.833	1-3-4	2	0	3	0	1	11
*at Oklahoma State (2-7)	29	3-7	.429	3-5	.600	1-2	.500	2-4-6	0	3	1	0	0	10
*at Texas Tech (2-10)	14	3-4	.750	2-3	.667	2-2	1.000	0-2-2	0	2	0	0	0	10
*Baylor (2-14)	20	1-6	.167	1-5	.200	0-0	---	0-2-2	2	0	0	0	0	3
*at West Virginia (2-16)	12	0-1	.000	0-1	.000	0-0	---	0-1-1	0	0	1	1	0	0
*TCU (2-21)	20	2-4	.500	1-2	.500	4-4	1.000	0-6-6	1	1	1	0	1	9
*at Kansas State (2-23)	11	2-6	.333	0-4	.000	3-3	1.000	0-2-2	3	0	0	0	0	7
*Texas (2-28)	11	0-3	.000	0-2	.000	2-2	1.000	0-1-1	1	1	1	0	0	2
*West Virginia (3-3)	14	0-6	.000	0-5	.000	4-4	1.000	1-1-2	1	0	1	1	0	4
*at Oklahoma (3-7)	DNP													
%vs. TCU (3-12)	13	1-4	.250	0-3	.000	0-0	---	0-1-1	1	1	3	0	0	2
%vs. Baylor (3-13)	17	1-3	.333	1-3	.333	0-0	---	0-2-2	1	1	0	0	2	3
%vs. Iowa State (3-14)	16	1-4	.250	1-3	.333	0-0	---	0-0-0	1	1	3	0	2	3

^ indicates starter; * = Big 12 Game; & = Orlando Classic; ! = Champions Classic; # = Kansas City Shootout; % = Big 12 Championship; -NCAA Tournament

**CHRISTIAN GARRETT****Guard • 6-4 • 185 • SR**

Los Angeles, Calif.

IMG Academy (Fla.)

CAREER HIGHS

PT	2 vs. Texas Tech (1-10-15)
REB	2 vs. Belmont (12-15-12)
FG	1 vs. Texas Tech (1-10-15)
FGA	2 vs. Texas Tech (1-10-15)
3FG	--
3FGA	1 vs. Kentucky (11-18-14)
FT	--
FTA	2 vs. Georgetown (12-21-13)
AST	1, 4x last vs. Texas Tech (1-10-15)
STL	--
BLK	--
MIN	5 vs. Howard (12-28-11)

SEASON HIGHS

PT	2 vs. Texas Tech (1-10-15)
REB	1, 2x last vs. Texas Tech (1-10-15)
FG	1 vs. Texas Tech (1-10-15)
FGA	2 vs. Texas Tech (1-10-15)
3FG	--
3FGA	1 vs. Kentucky (11-18-14)
FT	--
FTA	--
AST	1 vs. Texas Tech (1-10-15)
STL	--
BLK	--
MIN	3 vs. Texas Tech (1-10-15)

MISCELLANEOUS

10+ Points	--	--
5+ Rebounds	--	--
2+ Three-Pointers	--	--
3+ Assists	--	--
2+ Steals	--	--
2+ Blocks	--	--
Double-Doubles	--	--
Led KU in points	--	--
Led KU in rebounds	--	--
Led KU in assists	--	--
Led KU in steals	--	--
Led KU in blocks	--	--

CHRISTIAN GARRETT CAREER STATISTICS

Year	GP	GS	Min	Avg	FG	FGA	Pct	3FG	FGA	Pct	FT	FTA	Pct	Off	Def	Tot	Avg	PF	FO	Ast	TO	Blk	Stl	Pts	Avg
2011-12	7	0	15	2.1	0	0	.000	0	0	.000	0	0	.000	1	1	2	0.3	0	0	1	1	0	0	0	0.0
2012-13	14	0	27	1.9	0	3	.000	0	0	.000	0	0	.000	0	4	4	0.3	1	0	1	4	0	0	0	0.0
2013-14	7	0	11	1.6	0	1	.000	0	0	.000	0	2	.000	1	0	1	0.1	3	0	1	3	0	0	0	0.0
2014-15	8	1	13	1.6	1	5	.200	0	1	.000	0	0	.000	1	1	2	0.3	2	0	1	3	0	0	2	0.3
TOTAL	36	1	66	1.8	1	9	.111	0	1	.000	0	2	.000	3	6	9	0.3	6	0	4	11	0	0	2	0.1

CHRISTIAN GARRETT CAREER BIG 12 CONFERENCE STATISTICS

Year	GP	GS	Min	Avg	FG	FGA	Pct	3FG	FGA	Pct	FT	FTA	Pct	Off	Def	Tot	Avg	PF	FO	Ast	TO	Blk	Stl	Pts	Avg
2012	4	0	6	1.5	0	0	.000	0	0	.000	0	0	.000	0	1	1	0.3	0	0	0	0	0	0	0	0.0
2013	5	0	9	1.8	0	2	.000	0	0	.000	0	0	.000	0	1	1	0.2	1	0	0	1	0	0	0	0.0
2014	4	0	6	1.5	0	1	.000	0	0	.000	0	0	.000	1	0	1	0.3	1	0	1	3	0	0	0	0.0
2015	3	1	7	2.3	1	3	.333	0	0	.000	0	0	.000	0	1	1	0.3	2	0	1	2	0	0	2	0.7
TOTAL	16	1	28	1.8	1	6	.167	0	0	.000	0	0	.000	1	3	4	0.3	4	0	2	6	0	0	2	0.1

CHRISTIAN GARRETT CAREER POSTSEASON STATISTICS

	GP	GS	Min	Avg	FG	FGA	Pct	3FG	FGA	Pct	FT	FTA	Pct	Off	Def	Tot	Avg	PF	FO	Ast	TO	Blk	Stl	Pts	Avg
Big 12	3	0	3	1.0	0	0	---	0	0	---	0	0	---	0	1	1	0.3	0	0	1	0	0	0	0	0.0
NCAA	1	0	0+	1.0	0	0	---	0	0	---	0	0	---	0	0	0	0.0	0	0	0	0	0	0	0	0.0

Last Game vs. Baylor (3.13.15)

Minutes: 0+

Points: 0

Rebounds: 0

Assists: 0

2014-15 Season Averages

Minutes: 1.6

Points: 0.3

Rebounds: 0.3

Assists: 0.1

Career Honors**2014-15:** Academic All-Big 12 First Team. **2013-14:** Athletic Director's and Big 12 Commissioner's Honor Rolls (fall 2013).**2012-13:** Athletic Director's and Big 12 Commissioner's Honor Rolls (fall 2012, spring 2013). **2011-12:** Athletic Director's

and Big 12 Commissioner's Honor Rolls (spring 2012)... Athletic Director's and Big 12 Commissioner's Honor Rolls (fall

2011). **2010-11:** Athletic Director's and Big 12 Commissioner's Honor Rolls (spring 2011).at a
GLANCE

OPPONENT (Date)	MP	FG-A	PCT	3PT-A	PCT	FT-A	PCT	O-D-T	PF	A	TO	BLK	ST	TP
UC Santa Barbara (11-14)	DNP													
Ivs. Kentucky (11-18)	1	0-1	.000	0-1	.000	0-0	---	1-0-1	0	0	1	0	0	0
&Rider (11-24)	2	0-0	---	0-0	---	0-0	---	0-0-0	0	0	0	0	0	0
&vs. Rhode Island (11-27)	DNP													
&vs. Tennessee (11-28)	DNP													
&vs. Michigan State (11-30)	DNP													
Florida (12-5)	DNP													
at Georgetown (12-10)	DNP													
#Utah (12-13)	DNP													
Lafayette (12-20)	2	0-1	.000	0-0	---	0-0	---	0-0-0	0	0	0	0	0	0
at Temple (12-22)	DNP													
Kent State (12-30)	1	0-0	---	0-0	---	0-0	---	0-0-0	0	0	0	0	0	0
UNLV (1-4)	DNP													
*at Baylor (1-7)	DNP													
*Texas Tech (1-10)	3	1-2	.500	0-0	---	0-0	---	0-1-1	1	1	2	0	0	2
*Oklahoma State (1-13)	DNP													
*at Iowa State (1-17)	DNP													
*Oklahoma (1-19)	DNP													
*at Texas (1-24)	DNP													
*at TCU (1-28)	DNP													
*Kansas State (1-31)	DNP													
*Iowa State (2-2)	DNP													
*at Oklahoma State (2-7)	DNP													
*at Texas Tech (2-10)	2	0-1	---	0-0	---	0-0	---	0-0-0	0	0	0	0	0	0
*Baylor (2-14)	DNP													
*at West Virginia (2-16)	DNP													
*TCU (2-21)	DNP													
*at Kansas State (2-23)	DNP													
*Texas (2-28)	DNP													
**West Virginia (3-3)	2	0-0	---	0-0	---	0-0	---	0-0-0	1	0	0	0	0	0
*at Oklahoma (3-7)	DNP													
%vs. TCU (3-12)	DNP													
%vs. Baylor (3-13)	0+	0-0	---	0-0	---	0-0	---	0-0-0	0	0	0	0	0	0
%vs. Iowa State (3-14)	DNP													

^ indicates starter; * = Big 12 Game; & = Orlando Classic; != Champions Classic; # = Kansas City Shootout; % = Big 12 Championship; -NCAA Tournament



22

JOSH POLLARD

Guard • 6-4 • 200 • FR
Cedar Hills, Utah
Orem HS

CAREER HIGHS

PT	--
REB	1, 2x last vs. Lafayette (12-20-14)
FG	--
FGA	1, 3x last vs. Texas Tech (1-10-15)
3FG	--
3FGA	--
FT	--
FTA	--
AST	1 vs. Kent State (12-30-14)
STL	1 vs. Kent State (12-30-14)
BLK	--
MIN	3 vs. Texas Tech (1-10-15)

SEASON HIGHS

PT	--
REB	1, 2x last vs. Lafayette (12-20-14)
FG	--
FGA	1, 3x last vs. Texas Tech (1-10-15)
3FG	--
3FGA	--
FT	--
FTA	--
AST	1 vs. Kent State (12-30-14)
STL	1 vs. Kent State (12-30-14)
BLK	--
MIN	3 vs. Texas Tech (1-10-15)

MISCELLANEOUS SEASON CAREER

10+ Points	--	--
5+ Rebounds	--	--
2+ Three-Pointers	--	--
3+ Assists	--	--
2+ Steals	--	--
2+ Blocks	--	--
Double-Doubles	--	--
Led KU in points	--	--
Led KU in rebounds	--	--
Led KU in assists	--	--
Led KU in steals	--	--
Led KU in blocks	--	--

JOSH POLLARD CAREER STATISTICS

Year	GP	GS	Min	Avg	FG	FGA	Pct	3FG	FGA	Pct	FT	FTA	Pct	Off	Def	Tot	Avg	PF	FO	Ast	TO	Blk	Stl	Pts	Avg
2014-15	6	0	12	2.0	0	3	.000	0	0	.000	0	0	.000	1	1	2	0.3	2	0	1	1	0	1	0	0.0

JOSH POLLARD CAREER BIG 12 CONFERENCE STATISTICS

Year	GP	GS	Min	Avg	FG	FGA	Pct	3FG	FGA	Pct	FT	FTA	Pct	Off	Def	Tot	Avg	PF	FO	Ast	TO	Blk	Stl	Pts	Avg
2015	2	0	5	2.5	0	1	.000	0	0	.000	0	0	.000	0	0	0	0.0	1	0	0	1	0	0	0	0.0

JOSH POLLARD CAREER POSTSEASON STATISTICS

	GP	GS	Min	Avg	FG	FGA	Pct	3FG	FGA	Pct	FT	FTA	Pct	Off	Def	Tot	Avg	PF	FO	Ast	TO	Blk	Stl	Pts	Avg
Big 12	--	--	--	--	--	--	--	--	--	--	--	--	--	--	--	--	--	--	--	--	--	--	--	--	--
NCAA	--	--	--	--	--	--	--	--	--	--	--	--	--	--	--	--	--	--	--	--	--	--	--	--	--

Last Game at Texas Tech (2.10.15)

Minutes: 2	Points: 0	Rebounds: 0	Assists: 0
------------	-----------	-------------	------------

2014-15 Season Averages

Minutes: 2.0	Points: 0.0	Rebounds: 0.3	Assists: 0.2
--------------	-------------	---------------	--------------

Overview

The latest arrival to the 2014-15 team, joining the Jayhawks in August... Graduated from high school in 2012 before embarking on a two-year mission trip for the Church of Jesus Christ of Latter-day Saints in Los Angeles... Nephew of former KU men's basketball player Scot Pollard (1994-97).

at a
GLANCE

OPPONENT (Date)	MP	FG-A	PCT	3PT-A	PCT	FT-A	PCT	O-D-T	PF	A	TO	BLK	ST	TP
UC Santa Barbara (11-14)	DNP													
lvs. Kentucky (11-18)	1	0-0	---	0-0	---	0-0	---	0-1-1	0	0	0	0	0	0
&Rider (11-24)	2	0-0	---	0-0	---	0-0	---	0-0-0	1	0	0	0	0	0
&vs. Rhode Island (11-27)	DNP													
&vs. Tennessee (11-28)	DNP													
&vs. Michigan State (11-30)	DNP													
Florida (12-5)	DNP													
at Georgetown (12-10)	DNP													
#Utah (12-13)	DNP													
Lafayette (12-20)	2	0-1	.000	0-0	---	0-0	---	1-0-1	0	0	0	0	0	0
at Temple (12-22)	DNP													
Kent State (12-30)	2	0-1	.000	0-0	---	0-0	---	0-0-0	0	1	0	0	1	0
UNLV (1-4)	DNP													
*at Baylor (1-7)	DNP													
*Texas Tech (1-10)	3	0-1	.000	0-0	---	0-0	---	0-0-0	0	0	0	0	0	0
*Oklahoma State (1-13)	DNP													
*at Iowa State (1-17)	DNP													
*Oklahoma (1-19)	DNP													
*at Texas (1-24)	DNP													
*at TCU (1-28)	DNP													
*Kansas State (1-31)	DNP													
*Iowa State (2-2)	DNP													
*at Oklahoma State (2-7)	DNP													
*at Texas Tech (2-10)	2	0-0	---	0-0	---	0-0	---	0-0-0	1	0	1	0	0	0
*Baylor (2-14)	DNP													
*at West Virginia (2-16)	DNP													
*TCU (2-21)	DNP													
*at Kansas State (2-23)	DNP													
*Texas (2-28)	DNP													
*West Virginia (3-3)	DNP													
*at Oklahoma (3-7)	DNP													
%vs. TCU (3-12)	DNP													
%vs. Baylor (3-13)	DNP													
%vs. Iowa State (3-14)	DNP													

^ indicates starter; * = Big 12 Game; & = Orlando Classic; != Champions Classic; # = Kansas City Shootout; % = Big 12 Championship; -NCAA Tournament

**JAMARI TRAYLOR****Forward • 6-8 • 220 • JR**

Chicago, Ill.

IMG Academy (Fla.)

CAREER HIGHS

PT	17 vs. Eastern Kentucky (3-21-14)
REB	14 vs. Eastern Kentucky (3-21-14)
FG	7 vs. Eastern Kentucky (3-21-14)
FGA	9 vs. West Virginia (3-3-15)
3FG	--
3FGA	--
FT	5 vs. Utah (12-13-14)
FTA	7 vs. West Virginia (3-3-15)
AST	3, 4x last at West Virginia (2-16-15)
STL	3, 2x last at Oklahoma State (2-7-15)
BLK	3, 7x last vs. TCU (3-12-15)
MIN	30 vs. West Virginia (3-3-15)

SEASON HIGHS

PT	14 vs. West Virginia (3-3-15)
REB	10 vs. UC Santa Barbara (11-14-14)
FG	6 at Baylor (1-7-15)
FGA	9 vs. West Virginia (3-3-15)
3FG	--
3FGA	--
FT	5 vs. Utah (12-13-14)
FTA	7 vs. West Virginia (3-3-15)
AST	3, 4x last at West Virginia (2-16-15)
STL	3, 2x last at Oklahoma State (2-7-15)
BLK	3, 4x last vs. TCU (3-12-15)
MIN	30 vs. West Virginia (3-3-15)

MISCELLANEOUS

SEASON	CAREER
10+ Points	5
5+ Rebounds	10
10+ Rebounds	1
2+ Three-Pointers	--
3+ Assists	4
2+ Steals	8
2+ Blocks	11
Double-Doubles	--
Led KU in points	1
Led KU in rebounds	3
Led KU in assists	1
Led KU in steals	8
Led KU in blocks	14

JAMARI TRAYLOR CAREER STATISTICS

Year	GP	GS	Min	Avg	FG	FGA	Pct	3FG	FGA	Pct	FT	FTA	Pct	Off	Def	Tot	Avg	PF	FO	Ast	TO	Blk	Stl	Pts	Avg
2011-12																									
2012-13	37	1	356	9.6	27	63	.429	0	0	.000	22	38	.579	27	49	76	2.1	54	2	10	25	28	17	76	2.1
2013-14	34	0	549	16.1	62	92	.674	0	0	.000	40	60	.667	46	93	139	4.1	80	0	26	40	28	14	164	4.8
2014-15	33	18	670	20.3	62	128	.484	0	0	.000	31	52	.596	51	69	120	3.6	76	2	30	50	36	27	155	4.7
TOTAL	104	19	1575	15.1	151	283	.534	0	0	.000	93	150	.620	124	211	335	3.2	210	4	66	115	92	58	395	3.8

JAMARI TRAYLOR CAREER BIG 12 CONFERENCE STATISTICS

Year	GP	GS	Min	Avg	FG	FGA	Pct	3FG	FGA	Pct	FT	FTA	Pct	Off	Def	Tot	Avg	PF	FO	Ast	TO	Blk	Stl	Pts	Avg
2013	18	0	155	8.6	9	25	.360	0	0	.000	7	13	.538	15	21	36	2.0	25	0	3	11	10	7	25	1.4
2014	17	0	278	16.4	33	43	.767	0	0	.000	19	32	.594	21	48	69	4.1	40	0	11	18	10	9	85	5.0
2015	18	13	374	20.8	37	69	.536	0	0	.000	13	23	.565	27	30	57	3.2	49	2	17	25	18	16	87	4.8
TOTAL	53	13	807	15.2	79	137	.577	0	0	.000	39	68	.574	63	99	162	3.1	114	2	31	54	38	32	197	3.7

JAMARI TRAYLOR CAREER POSTSEASON STATISTICS

	GP	GS	Min	Avg	FG	FGA	Pct	3FG	FGA	Pct	FT	FTA	Pct	Off	Def	Tot	Avg	PF	FO	Ast	TO	Blk	Stl	Pts	Avg
Big 12	8	1	117	14.6	12	22	.545	0	0	---	8	12	.667	6	15	21	2.6	12	0	3	9	8	3	32	4.0
NCAA	5	0	60	12.0	10	19	.526	0	0	---	4	7	.571	9	10	19	3.8	6	0	3	5	3	2	22	4.4

Last Game vs. Iowa State (3.14.15)

Minutes: 10

Points: 0

Rebounds: 2

Blocked Shots: 0

2014-15 Season Averages

Minutes: 20.3

Points: 4.7

Rebounds: 3.6

Blocked Shots: 1.1

Overview

A high-energy player and the first Jayhawk off the bench in 2013-14... Described as a hustle guy who fights for rebounds and loose balls... Declared a partial qualifier for 2011-12 and practiced with the KU team following the fall 2011 semester.

at a
GLANCE

OPPONENT (Date)	MP	FG-A	PCT	3PT-A	PCT	FT-A	PCT	O-D-T	PF	A	TO	BLK	ST	TP
*UC Santa Barbara (11-14)	29	1-4	.250	0-0	---	0-2	.000	3-7-10	1	0	2	2	1	2
*!vs. Kentucky (11-18)	26	0-6	.000	0-0	---	2-2	1.000	3-4-7	2	0	1	3	0	2
&Rider (11-24)	21	3-5	.600	0-0	---	0-0	---	0-2-2	0	3	1	2	1	6
&vs. Rhode Island (11-27)	16	2-2	1.000	0-0	---	2-2	1.000	1-3-4	4	0	3	2	2	6
&vs. Tennessee (11-28)	12	0-1	.000	0-0	---	1-2	.500	0-1-1	3	3	3	0	0	1
&vs. Michigan State (11-30)	15	2-4	.500	0-0	---	2-3	.667	1-0-1	1	0	0	0	0	6
Florida (12-5)	15	0-2	.000	0-0	---	0-0	---	0-2-2	1	0	2	0	1	0
at Georgetown (12-10)	DNP													
#Utah (12-13)	26	4-8	.500	0-0	---	5-5	1.000	1-4-5	3	0	1	1	2	13
Lafayette (12-20)	24	4-8	.500	0-0	---	3-4	.750	6-1-7	0	1	0	1	1	11
at Temple (12-22)	12	1-3	.333	0-0	---	0-1	.000	1-2-3	2	1	1	0	0	2
*Kent State (12-30)	21	3-4	.750	0-0	---	2-3	.667	2-1-3	2	1	3	1	1	8
*UNLV (1-4)	27	2-6	.333	0-0	---	0-0	---	2-7-9	2	2	2	3	0	4
**at Baylor (1-7)	25	6-7	.857	0-0	---	1-1	1.000	2-3-5	5	2	1	2	1	13
**Texas Tech (1-10)	24	3-4	.750	0-0	---	1-2	.500	1-2-3	3	1	1	2	1	7
**Oklahoma State (1-13)	16	2-3	.667	0-0	---	0-0	---	2-0-2	4	1	1	0	0	4
**at Iowa State (1-17)	15	0-5	.000	0-0	---	0-0	---	2-0-2	2	1	0	1	0	0
**Oklahoma (1-19)	23	2-3	.667	0-0	---	0-0	---	0-0-0	2	1	1	2	1	4
**at Texas (1-24)	20	1-3	.333	0-0	---	0-0	---	3-1-4	2	1	1	1	2	2
**at TCU (1-28)	17	0-1	.000	0-0	---	0-0	---	0-3-3	3	0	1	3	0	0
**Kansas State (1-31)	27	3-7	.429	0-0	---	0-1	.000	1-4-5	3	3	2	0	2	6
**Iowa State (2-2)	18	2-3	.667	0-0	---	0-0	---	1-0-1	3	1	3	1	3	4
**at Oklahoma State (2-7)	23	3-7	.429	0-0	---	2-4	.500	4-2-6	3	0	6	1	3	8
*at Texas Tech (2-10)	19	0-0	---	0-0	---	0-0	---	0-2-2	1	0	1	1	1	0
*Baylor (2-14)	12	0-1	.000	0-0	---	0-0	---	1-1-2	1	0	1	0	0	0
*at West Virginia (2-16)	26	2-5	.400	0-0	---	0-0	---	2-2-4	2	3	1	0	0	4
*TCU (2-21)	24	3-4	.750	0-0	---	2-4	.500	1-2-3	3	1	2	1	0	8
*at Kansas State (2-23)	18	0-1	.000	0-0	---	1-2	.500	0-2-2	1	0	1	0	0	1
**Texas (2-28)	11	0-0	---	0-0	---	0-0	---	0-2-2	2	0	0	1	0	0
**West Virginia (3-3)	30	5-9	.556	0-0	---	4-7	.571	6-3-9	4	1	0	0	2	14
**at Oklahoma (3-7)	26	5-6	.833	0-0	---	2-2	1.000	1-1-2	5	1	2	2	0	12
*%vs. TCU (3-12)	20	3-3	1.000	0-0	---	0-1	.000	1-1-2	4	1	3	3	0	6
%vs. Baylor (3-13)	22	0-2	.000	0-0	---	1-4	.250	2-3-5	2	1	3	0	2	1
%vs. Iowa State (3-14)	10	0-1	.000	0-0	---	0-0	---	1-1-2	0	0	0	0	0	0

* indicates starter; * = Big 12 Game; & = Orlando Classic; ! = Champions Classic; # = Kansas City Shootout; % = Big 12 Championship; -NCAA Tournament

**LANDEN LUCAS**

Forward • 6-10 • 240 • SO

Portland, Ore.

Westview HS

CAREER HIGHS

PT	13, 2x last vs. TCU (3-12-15)
REB	12 at Oklahoma (3-7-15)
FG	6, 2x last vs. Iowa State (3-14-15)
FGA	8 at Oklahoma (3-7-15)
3FG	--
3FGA	--
FT	6 at TCU (1-28-15)
FTA	6 at TCU (1-28-15)
AST	2, 2x last at Oklahoma (3-7-15)
STL	2, 2x last vs. Rhode Island (11-27-14)
BLK	3, 2x last vs. TCU (3-12-15)
MIN	33 at Oklahoma (3-7-15)

SEASON HIGHS

PT	13, 2x last vs. TCU (3-12-15)
REB	12 at Oklahoma (3-7-15)
FG	6, 2x last vs. TCU (3-12-15)
FGA	8 at Oklahoma (3-7-15)
3FG	--
3FGA	--
FT	6 at TCU (1-28-15)
FTA	6 at TCU (1-28-15)
AST	2, 2x last at Oklahoma (3-7-15)
STL	2, 2x last vs. Rhode Island (11-27-14)
BLK	3, 2x last vs. TCU (3-12-15)
MIN	33 at Oklahoma (3-7-15)

MISCELLANEOUS SEASON CAREER

10+ Points	2	2
5+ Rebounds	12	14
10+ Rebounds	1	1
2+ Three-Pointers	--	--
3+ Assists	--	--
2+ Steals	2	2
2+ Blocks	5	5
Double-Doubles	1	1
Led KU in points	--	--
Led KU in rebounds	4	4
Led KU in assists	--	--
Led KU in steals	4	4
Led KU in blocks	6	8

LANDEN LUCAS CAREER STATISTICS

Year	GP	GS	Min	Avg	FG	FGA	Pct	3FG	FGA	Pct	FT	FTA	Pct	Off	Def	Tot	Avg	PF	FO	Ast	TO	Blk	Stl	Pts	Avg
2012-13			Redshirt																						
2013-14	22	0	107	4.9	12	21	.571	0	0	.000	10	20	.500	9	21	30	1.4	20	0	0	5	7	2	34	1.5
2014-15	30	12	437	14.6	38	72	.528	0	0	.000	27	41	.659	43	77	120	4.0	65	1	10	30	17	8	103	3.4
TOTAL	52	12	544	10.5	50	93	.538	0	0	.000	37	61	.607	52	98	150	2.9	85	1	10	35	24	10	137	2.6

LANDEN LUCAS CAREER BIG 12 CONFERENCE STATISTICS

Year	GP	GS	Min	Avg	FG	FGA	Pct	3FG	FGA	Pct	FT	FTA	Pct	Off	Def	Tot	Avg	PF	FO	Ast	TO	Blk	Stl	Pts	Avg
2014	9	0	59	6.6	6	11	.545	0	0	.000	5	11	.455	6	9	15	1.7	12	0	0	5	3	1	17	1.9
2015	15	1	239	15.9	15	32	.469	0	0	.000	20	26	.769	22	40	62	4.1	34	0	8	12	8	3	50	3.3
TOTAL	24	1	298	12.4	21	43	.488	0	0	.000	25	37	.676	28	49	77	3.2	46	0	8	17	11	4	67	2.8

LANDEN LUCAS CAREER POSTSEASON STATISTICS

	GP	GS	Min	Avg	FG	FGA	Pct	3FG	FGA	Pct	FT	FTA	Pct	Off	Def	Tot	Avg	PF	FO	Ast	TO	Blk	Stl	Pts	Avg
Big 12	5	3	77	18.0	10	12	.833	0	0	.000	3	4	.750	5	14	19	3.8	12	0	1	4	6	0	23	4.6
NCAA	1	0	2	2.0	1	1	1.000	0	0	.000	0	0	.000	0	0	0	0.0	0	0	0	0	0	0	2	2.0

Last Game vs. Iowa State (3.14.15)

Minutes: 24

Points: 6

Rebounds: 5

Blocked Shots: 0

2012-15 Season Averages

Minutes: 14.6

Points: 3.4

Rebounds: 4.0

Blocked Shots: 0.6

Overview

A 2012-13 redshirt who is a bruising big man with a tremendous skill set... Has the ability to knock down shots and is also a solid passer... The top prospect out of the state of Oregon in 2012 with great footwork... Will provide depth in the frontcourt... Born in Portland, Oregon, but grew up in Tokyo, Japan.

at a
GLANCE

OPPONENT (Date)	MP	FG-A	PCT	3PT-A	PCT	FT-A	PCT	O-D-T	PF	A	TO	BLK	ST	TP
UC Santa Barbara (11-14)	9	1-2	.500	0-0	---	0-0	---	0-2-2	2	0	2	0	1	2
Ivs. Kentucky (11-18)	8	0-2	.000	0-0	---	0-2	.000	2-3-5	0	0	0	0	0	0
*Rider (11-24)	13	3-3	1.000	0-0	---	3-5	.600	1-3-4	1	0	0	1	2	9
*vs. Rhode Island (11-27)	16	2-3	.667	0-0	---	0-2	.000	2-2-4	3	0	1	0	2	4
*vs. Tennessee (11-28)	12	1-2	.500	0-0	---	1-2	.500	2-3-5	3	0	1	0	0	3
*vs. Michigan State (11-30)	8	3-3	1.000	0-0	---	0-0	---	1-2-3	2	0	2	0	0	6
*Florida (12-5)	9	1-2	.500	0-0	---	0-0	---	3-3-6	2	0	3	2	0	2
*at Georgetown (12-10)	13	1-3	.333	0-0	---	0-0	---	1-1-2	5	0	1	0	0	2
*#Utah (12-13)	7	0-2	.000	0-0	---	0-0	---	0-0-0	0	0	2	0	0	0
*Lafayette (12-20)	6	0-2	.000	0-0	---	0-0	---	0-1-1	1	0	0	0	0	0
at Temple (12-22)	9	0-1	.000	0-0	---	0-0	---	1-0-1	0	0	1	0	0	0
Kent State (12-30)	15	1-3	.333	0-0	---	0-0	---	3-4-7	3	1	1	1	0	2
UNLV (1-4)	DNP													
*at Baylor (1-7)	4	0-0	---	0-0	---	0-0	---	0-2-2	0	0	0	0	0	0
*Texas Tech (1-10)	6	0-2	.000	0-0	---	1-2	.500	1-3-4	3	1	1	1	0	1
*Oklahoma State (1-13)	12	1-3	.333	0-0	---	2-2	1.000	1-3-4	1	0	0	0	0	4
*at Iowa State (1-17)	19	0-0	---	0-0	---	0-0	---	0-0-0	4	2	3	0	0	0
*Oklahoma (1-19)	DNP													
*at Texas (1-24)	DNP													
*at TCU (1-28)	24	1-3	.333	0-0	---	6-6	1.000	3-4-7	4	1	1	3	0	8
*Kansas State (1-31)	DNP													
*Iowa State (2-2)	14	1-2	.500	0-0	---	0-0	---	2-4-6	2	0	0	0	0	2
*at Oklahoma State (2-7)	12	0-0	---	0-0	---	0-0	---	1-1-2	2	0	0	0	0	0
*at Texas Tech (2-10)	11	1-1	1.000	0-0	---	1-2	---	0-3-3	3	0	1	0	0	3
*Baylor (2-14)	14	2-3	.667	0-0	---	5-5	1.000	3-1-4	3	1	1	0	1	9
*at West Virginia (2-16)	16	1-1	1.000	0-0	---	0-1	.000	3-3-6	2	0	2	1	1	2
*TCU (2-21)	9	0-3	.000	0-0	---	0-0	---	0-0-0	0	0	0	0	0	0
*at Kansas State (2-23)	14	0-1	.000	0-0	---	2-2	1.000	0-2-2	2	1	0	0	0	2
*Texas (2-28)	25	2-4	.500	0-0	---	1-2	.500	2-2-4	4	0	0	0	0	5
*West Virginia (3-3)	26	0-1	.000	0-0	---	1-2	.500	0-6-6	3	0	1	2	1	1
*at Oklahoma (3-7)	33	6-8	.750	0-0	---	1-2	.500	6-6-12	1	2	2	1	0	13
*vs. TCU (3-12)	24	6-7	.857	0-0	---	1-2	.500	3-4-7	4	0	2	3	0	13
*%vs. Baylor (3-13)	25	1-2	.500	0-0	---	2-2	1.000	0-6-6	3	1	2	2	0	4
*%vs. Iowa State (3-14)	24	3-3	1.000	0-0	---	0-0	---	2-3-5	2	0	0	0	0	6

* indicates starter; * = Big 12 Game; & = Orlando Classic; ! = Champions Classic; # = Kansas City Shootout; % = Big 12 Championship; -NCAA Tournament



PERRY ELLIS

Forward • 6-8 • 225 • JR

Wichita, Kan.

Wichita Heights HS

at a
GLANCE

Last Game vs. Iowa State (3.14.15)

Minutes: 30

Points: 7

Rebounds: 9

Blocked Shots: 0

2014-15 Season Averages

Minutes: 28.8

Points: 13.8

Rebounds: 7.0

Blocked Shots: 0.7

Career Honors

2014-15: USBWA All-District VI... Karl Malone Power Forward Finalist (1 of 5)... All-Big 12 First Team (Big 12/AP)... Big 12 Player of the Week (3/2)... Academic All-Big 12 First Team... Karl Malone Power Forward Watch List... co-Big 12 Player of the Week (2/16)... Big 12 Player of the Week (12/1)... CBS Sports.com National Player of the Week (12/1)... Orlando Classic MVP... John R. Wooden Award Preseason Top 50... Preseason All-Big 12. **2013-14:** NABC All-District 8 Second Team... All-Big 12 Honorable Mention (AP)... All-Big 12 Third Team (Big 12)... Academic All-Big 12 Second Team... co-Big 12 Player of the Week (2.17.14)... NABC Good Works Team Nominee... Battle 4 Atlantis All-Tournament Team... Naismith Trophy Early Watch List... co-Big 12 Player of the Week (11.18.13)... Preseason All-Big 12 Honorable Mention. **2012-13:** Big 12 Championship All-Tournament Team... Athletic Director's and Big 12 Commissioner's Honor Rolls (fall 2012, spring 2013)... Academic All-Big 12 Rookie Team.

CAREER HIGHS

PT	32 vs. TCU (2-15-14)
REB	14 at TCU (1-25-14)
FG	13 vs. TCU (2-15-14)
FGA	16, 2x last at Kansas State (2-23-15)
3FG	3 vs. Texas Tech (1-10-15)
3FGA	3, 7x last vs. Iowa State (2-2-15)
FT	11 vs. Tennessee (11-28-14)
FTA	12, 4x last vs. Texas (2-28-15)
AST	5 vs. TCU (2-15-14)
STL	3, 4x last vs. Oklahoma State (1-13-15)
BLK	3, 3x last vs. Texas (2-28-15)
MIN	40 at Kansas State (2-10-14)

SEASON HIGHS

PT	28 vs. Texas (2-28-15)
REB	13, 2x last vs. Texas (2-28-15)
FG	10 at Kansas State (2-23-15)
FGA	16, 2x last at Kansas State (2-23-15)
3FG	3 vs. Texas Tech (1-10-15)
3FGA	3, 7x last vs. Iowa State (2-2-15)
FT	11 vs. Tennessee (11-28-14)
FTA	12, 2x last vs. Texas (2-28-15)
AST	4 vs. Iowa State (2-2-15)
STL	3, 3x last vs. Oklahoma State (1-13-15)
BLK	3, 2x last vs. Texas (2-28-15)
MIN	39 at Georgetown (12-10-14)

MISCELLANEOUS SEASON CAREER

10+ Points	24	54
20+ Points	4	13
30+ Points	--	2
7+ Rebounds	16	40
10+ Rebounds	7	14
2+ Three-Pointers	2	3
3+ Assists	6	9
2+ Steals	7	16
2+ Blocks	5	12
Double-Doubles	7	13
Led KU in points	12	22
Led KU in rebounds	15	30
Led KU in assists	1	4
Led KU in steals	7	22
Led KU in blocks	10	17

PERRY ELLIS CAREER STATISTICS

Year	GP	GS	Min	Avg	FG	FGA	Pct	3FG	FGA	Pct	FT	FTA	Pct	Off	Def	Tot	Avg	PF	FO	Ast	TO	Blk	Stl	Pts	Avg
2012-13	37	3	503	13.6	76	160	.475	2	3	.667	62	84	.738	45	99	144	3.9	47	0	21	20	10	15	216	5.8
2013-14	35	34	974	27.8	174	317	.549	8	17	.471	116	152	.763	72	162	234	6.7	76	1	36	40	20	29	472	13.5
2014-15	32	32	921	28.8	158	344	.459	17	44	.386	110	153	.719	73	151	224	7.0	74	2	41	54	22	26	443	13.8
TOTAL	104	69	2398	23.1	408	821	.497	27	64	.422	288	389	.740	190	412	602	5.8	197	3	98	114	52	70	1131	10.9

PERRY ELLIS CAREER BIG 12 CONFERENCE STATISTICS

Year	GP	GS	Min	Avg	FG	FGA	Pct	3FG	FGA	Pct	FT	FTA	Pct	Off	Def	Tot	Avg	PF	FO	Ast	TO	Blk	Stl	Pts	Avg
2013	18	1	222	12.3	22	60	.367	0	0	.000	34	47	.723	18	44	62	3.4	22	0	7	9	3	6	78	4.3
2014	18	17	486	27.0	85	163	.521	4	7	.571	65	81	.802	34	79	113	6.3	42	1	18	19	11	16	239	13.3
2015	17	17	498	29.3	95	190	.500	10	21	.476	56	79	.709	36	87	123	7.2	43	2	22	30	16	14	256	15.1
TOTAL	53	35	1206	22.8	202	413	.489	14	28	.500	155	207	.749	88	210	298	5.6	107	3	47	58	30	36	573	10.8

PERRY ELLIS CAREER POSTSEASON STATISTICS

	GP	GS	Min	Avg	FG	FGA	Pct	3FG	FGA	Pct	FT	FTA	Pct	Off	Def	Tot	Avg	PF	FO	Ast	TO	Blk	Stl	Pts	Avg
Big 12	7	4	177	25.3	39	63	.619	4	7	.571	18	20	.900	14	35	49	7.0	16	0	6	6	1	2	100	14.3
NCAA	5	2	95	19.0	17	38	.447	0	1	.000	9	14	.643	12	23	35	7.0	6	0	3	7	0	4	42	8.4

**HUNTER MICKELSON****Forward • 6-10 • 245 • RS JR**

Jonesboro, Ark.

Westside HS/Arkansas

**at a
GLANCE****Last Game vs. Iowa State (3.14.15)**

Minutes: 8

Points: 2

Rebounds: 2

Blocked Shots: 1

2014-15 Season Averages

Minutes: 7.3

Points: 2.4

Rebounds: 1.9

Blocked Shots: 1.0

Overview

Transferred from Arkansas following the 2012-13 season... Sat out the 2013-14 season due to transfer requirements and will start his Kansas career as a junior... Toured Estonia and Finland with USA East Coast Basketball Team in August 2014... A proven shot blocker who set the Arkansas freshman blocks record with 72 in 2011-12 and led the team with 39 blocked shots in 2012-13.

CAREER HIGHS (-AT ARKANSAS)

PT	-16 vs. Robert Morris (12-20-12)
REB	-13 vs. Northwestern State (12-29-12)
FG	-7 vs. Robert Morris (12-20-12)
FGA	-10, 4x last vs. Alabama A&M (12-22-12)
3FG	-1, 2x last vs. Sam Houston State (11-9-12)
3FGA	-1, 10x last vs. Mississippi (1-12-13)
FT	5 at Oklahoma (3-7-15)
FTA	6 at Oklahoma (3-7-15)
AST	-5 vs. Grambling State (11-26-11)
STL	-4 vs. Tennessee (2-2-13)
BLK	-7, 2x last vs. LSU (1-14-12)
MIN	-30 vs. Tennessee (2-15-12)

SEASON HIGHS

PT	8, 2x last vs. West Virginia (3-3-15)
REB	7 vs. Lafayette (12-20-14)
FG	4 vs. Lafayette (12-20-14)
FGA	7 vs. Lafayette (12-20-14)
3FG	--
3FGA	--
FT	5 at Oklahoma (3-7-15)
FTA	6 at Oklahoma (3-7-15)
AST	1 vs. West Virginia (3-3-15)
STL	3 vs. West Virginia (3-3-15)
BLK	2, 5x last vs. Baylor (3-13-15)
MIN	20 at Oklahoma (3-7-15)

MISCELLANEOUS SEASON KU CAREER

10+ Points	--	11
20+ Points	--	--
7+ Rebounds	1	7
10+ Rebounds	--	1
2+ Three-Pointers	--	--
3+ Assists	--	1
2+ Steals	2	9
2+ Blocks	5	41
Double-Doubles	--	--
Led KU in points	--	--
Led KU in rebounds	--	--
Led KU in assists	--	--
Led KU in steals	3	3
Led KU in blocks	6	6

HUNTER MICKELSON CAREER STATISTICS (*AT ARKANSAS)

Year	GP	GS	Min	Avg	FG	FGA	Pct	3FG	FGA	Pct	FT	FTA	Pct	Off	Def	Tot	Avg	PF	FO	Ast	TO	Blk	Stl	Pts	Avg
2011-12*	32	5	548	17.1	74	162	.457	1	4	.250	16	31	.516	44	75	119	3.7	72	3	14	32	72	16	165	5.2
2012-13*	32	20	530	16.6	78	166	.470	1	7	.143	16	20	.800	36	75	111	3.5	64	0	18	29	39	23	173	5.4
2013-14	Redshirt																								
2014-15	18	0	131	7.3	16	32	.500	0	0	.000	11	13	.846	15	19	34	1.9	25	0	1	9	18	7	43	2.4
TOTAL	82	25	1209	14.7	168	360	.467	2	11	.182	43	64	.672	95	169	264	3.2	161	3	33	70	129	46	381	4.6

HUNTER MICKELSON CAREER CONFERENCE STATISTICS (*AT ARKANSAS)

Year	GP	GS	Min	Avg	FG	FGA	Pct	3FG	FGA	Pct	FT	FTA	Pct	Off	Def	Tot	Avg	PF	FO	Ast	TO	Blk	Stl	Pts	Avg
2012*	16	5	265	16.6	32	68	.471	1	2	.500	10	19	.526	17	35	52	3.3	43	3	3	13	33	5	75	4.7
2013*	18	7	280	15.6	32	71	.451	0	3	.000	6	8	.750	16	31	47	2.6	31	0	7	14	21	13	70	3.9
2014	Redshirt																								
2015	7	0	62	8.9	6	11	.545	0	0	.000	9	10	.900	6	12	18	2.6	14	0	1	5	8	4	21	3.0
TOTAL	41	12	607	14.8	70	150	.467	1	5	.200	25	37	.676	39	78	117	2.9	88	3	11	32	62	22	166	4.0

HUNTER MICKELSON CAREER POSTSEASON STATISTICS

	GP	GS	Min	Avg	FG	FGA	Pct	3FG	FGA	Pct	FT	FTA	Pct	Off	Def	Tot	Avg	PF	FO	Ast	TO	Blk	Stl	Pts	Avg
SEC	2	0	28	14.0	4	13	.308	0	0	.000	0	0	.000	4	6	10	5.0	4	0	1	1	1	1	8	4.0
Big 12	3	0	22	7.3	3	7	.429	0	0	.000	0	0	.000	2	2	4	1.3	6	0	0	2	4	2	6	2.0

^ indicates starter; * = Big 12 Game; & = Orlando Classic; != Champions Classic; # = Kansas City Shootout; % = Big 12 Championship; -NCAA Tournament

Game 1 - at #5/5 Kansas 69, UC Santa Barbara 59 (11-14-14)

UC Santa Barbara 59 • 0-1																
##	Player		Total		3-Ptr		Rebounds			PF	TP	A				Min
			FG-FGA	FG-FGA	FT-FTA	Off	Def	Tot	To			Blk	Stl			
15	Williams, Alan	f	9-18	0-0	4-6	2	11	13	4	22	2	2	4	0	35	
21	Brewer, Mitch	f	2-5	0-3	0-0	0	1	1	2	4	0	3	0	0	16	
01	Childress, Eric	g	0-3	0-3	0-0	0	0	0	2	0	2	0	0	2	17	
02	Vincent, Gabe	g	2-9	2-5	1-2	0	3	3	1	7	1	3	0	2	29	
03	Harmon, Zalmico	g	2-2	1-1	1-2	1	3	4	5	6	2	1	0	1	28	
11	Taylor, T.J.	f	1-1	1-1	0-0	0	0	1	1	3	1	2	0	0	9	
13	Smith, DaJuan	f	0-1	0-1	0-0	0	0	0	0	0	0	1	0	0	10	
24	Bryson, Michael	g	3-9	0-4	2-2	1	2	3	2	8	2	0	0	2	35	
31	Green, John	f	4-7	0-1	1-2	1	0	1	5	9	0	2	0	1	16	
44	Beeler, Sam	f	0-1	0-0	0-0	0	1	1	1	0	0	1	2	0	5	
Team						2	2	4								
Totals			23-56	4-19	9-14	7	24	31	23	59	10	15	6	8	200	
FG % 1st Half: 7-26 26.9% 2nd half: 16-30 53.3% Game: 23-56 41.1% Deadball Rebounds 2																
3FG % 1st Half: 1-9 11.1% 2nd half: 3-10 30.0% Game: 4-19 21.1%																
FT % 1st Half: 8-12 66.7% 2nd half: 1-2 50.0% Game: 9-14 64.3%																

Kansas 69 • 1-0																	
##	Player		Total		3-Ptr		Rebounds			PF	TP					Stl	Min
			FG-FGA	FG-FGA	FT-FTA	Off	Def	Tot	A			TO	Bk				
31	Traylor, Jamari	f	1-4	0-0	0-2	3	7	10	1	2	0	2	2	1	29		
34	Ellis, Perry	f	4-7	0-0	5-6	6	4	10	0	13	1	2	0	3	28		
00	Mason III, Frank	g	4-10	1-3	3-3	0	2	2	2	12	1	4	0	1	25		
01	Selden Jr., Wayne	g	2-8	0-3	6-9	1	0	1	2	10	2	2	1	1	32		
14	Greene, Brannen	g	1-3	1-2	0-0	0	2	2	0	3	1	1	0	0	17		
02	Alexander, Cliff		3-5	0-0	3-4	0	4	4	2	9	0	0	1	0	12		
04	Graham, Devonte'		5-8	0-0	4-6	1	3	4	2	14	2	2	0	1	26		
10	Mykhailiuk, Svi		1-5	0-2	2-2	1	3	4	1	4	3	0	0	0	16		
12	Oubre Jr., Kelly		0-0	0-0	0-0	0	2	2	0	0	1	1	0	0	4		
33	Lucas, Landen		1-2	0-0	0-0	0	2	2	2	2	0	2	0	1	9		
42	Mickelson, Hunter		0-1	0-0	0-0	0	0	0	0	0	0	0	1	0	2		
Team						1	0	1									
Totals			22-53	2-10	23-32	13	29	42	12	69	11	16	5	8	200		
FG % 1st Half: 11-27 40.7% 2nd half: 11-26 42.3% Game: 22-53 41.5% Deadball Rebounds 3																	
3FG % 1st Half: 2-5 40.0% 2nd half: 0-5 0.0% Game: 2-10 20.0%																	
FT % 1st Half: 7-12 58.3% 2nd half: 16-20 80.0% Game: 23-32 71.9%																	

Officials: Rick Crawford, Bret Smith, Kevin Mathis
Technical fouls: UC Santa Barbara-None. Kansas-Graham, Devonte'.
Attendance: 16300
KU #04 D. Graham charged with technical foul at 13:28 in 1st half
UCSB #31 J. Green fouls out at 4:53 in the 2nd half

Score by periods				1st	2nd	Total				
UC Santa Barbara				23	36	59				
Kansas				31	38	69				

Last FG - UCSB 2nd-00:07, KU 2nd-01:35.
Largest lead - UCSB by 1 1st-13:28, KU by 15 2nd-09:01.
Score tied - 0 times.
Lead changed - 6 times.

Notes: KU wins 42nd-consecutive Allen Fieldhouse season-opening victory dating back to the 1973-74 season... The victory was KU's 13th-straight season-opening victory dating back to 2001-02... Seventh career double-double for Ellis... Second career 10-plus rebound game for Traylor.

Game 3 - at #11/12 Kansas 87, Rider 60 (11-24-14)

Rider 60 • 2-2																
##	Player		Total		3-Ptr		Rebounds			PF	TP	A TO Blk Stl				Min
			FG-FGA	FG-FGA	FT-FTA	Off	Def	Tot								
00	Thomas, Kahlil	f	2-5	1-3	1-2	4	2	6	4	6	1	0	0	0	0	19
35	Lopez, Matt	c	3-5	0-0	0-0	0	3	3	4	6	0	0	1	0	0	21
02	Sadler, Zedric	g	4-9	0-2	1-1	0	3	3	2	9	3	3	2	0	2	33
03	Taylor, Jimmie	g	2-9	2-4	0-3	1	2	3	1	6	1	0	0	0	0	24
05	Okereafor, Teddy	g	4-9	2-4	0-0	0	1	1	0	10	1	4	4	0	2	33
10	D'Orazio, Anthony		0-1	0-0	0-0	0	1	1	1	0	0	1	0	0	0	11
11	Lundy, Xavier		6-10	1-4	2-2	2	1	3	3	15	0	2	0	2	2	13
12	Durham, Anthony		0-3	0-1	2-4	1	0	1	1	2	0	0	0	0	0	8
14	Valentine, Shawn		1-3	0-2	0-0	2	1	3	0	2	1	0	0	0	0	16
15	Alford, Khalil		2-5	0-1	0-1	2	2	4	1	4	0	0	0	0	0	12
20	Bursis, Emerson		0-0	0-0	0-0	0	0	0	0	0	0	0	0	0	0	2
25	Fortunat, Junior		0-1	0-0	0-0	1	0	1	2	0	0	0	2	0	0	8
Team						2	0	2								
Totals				24-60	6-21	6-13	15	16	31	19	60	10	10	2	6	200
FG % 1st Half: 10-28 35.7% 2nd half: 14-32 43.8% Game: 24-60 40.0% Deadball Rebounds 3																
3FG % 1st Half: 1-7 14.3% 2nd half: 5-14 35.7% Game: 6-21 28.6%																
FT % 1st Half: 1-2 50.0% 2nd half: 5-11 45.5% Game: 6-13 46.2%																

Kansas 87 • 2-1																		
##	Player		Total		3-Ptr		FT-FTA		Rebounds			PF	TP	A TO Blk Stl				Min
			FG-FGA	FG-FGA	FT-FTA	Off	Def	Tot										
33	Lucas, Landen	f	3-3	0-0	3-5	1	3	4	1	9	0	0	1	2	13			
34	Ellis, Perry	f	5-6	0-0	7-10	1	2	3	2	17	0	1	0	1	26			
00	Mason III, Frank	g	3-7	1-3	0-0	0	5	5	0	7	4	1	0	1	29			
01	Selden Jr., Wayne	g	0-4	0-1	0-0	2	0	2	2	0	9	1	1	1	28			
10	Mykhailiuk, Svi	g	4-7	2-5	0-0	2	3	5	4	10	2	0	0	0	23			
02	Alexander, Cliff	f	4-4	0-0	2-3	2	2	4	2	10	0	2	1	0	13			
05	Manning, Evan	f	0-0	0-0	0-0	0	0	0	2	0	0	0	0	0	2			
11	Self, Tyler	f	0-1	0-1	0-0	0	0	0	0	0	1	2	0	0	2			
12	Oubre Jr., Kelly	f	1-4	1-3	2-2	0	4	4	2	5	2	1	0	0	15			
14	Greene, Brannen	f	5-7	2-4	5-5	0	2	2	1	17	1	0	0	0	19			
15	Garrett, Christian	f	0-0	0-0	0-0	0	0	0	0	0	0	0	0	0	2			
22	Pollard, Josh	f	0-0	0-0	0-0	0	0	0	1	0	0	0	0	0	2			
31	Traylor, Jamari	f	3-5	0-0	0-0	0	2	2	0	6	3	1	2	1	21			
42	Mickelson, Hunter	f	3-4	0-0	0-0	1	1	2	1	6	0	0	1	0	5			
	Team					0	0	0										
Totals			31-52	6-17	19-25	9	24	33	18	87	22	9	6	6	200			
FG % 1st Half: 20-30 66.7% 2nd half: 11-22 50.0% Game: 31-52 59.6% Deadball Rebounds 2,1																		
3FG % 1st Half: 4-10 40.0% 2nd half: 2-7 28.6% Game: 6-17 35.3%																		
FT % 1st Half: 7-8 87.5% 2nd half: 12-17 70.6% Game: 19-25 76.0%																		

Officials: Steve Olson, Ron Groover, Greg Rennegarbe
Technical fouls: Rider-None. Kansas-None.
Attendance: 16300

Score by periods				1st	2nd	Total						
Rider				22	38	60	Points	In	Off	2nd	Fast	
							Paint	T/O	Chance	Break	Bench	
Kansas				51	36	87	RID	24	7	13	6	23
							KU	42	18	11	6	44

Game 5 - #11/12 Kansas 82, Tennessee 67 (11-28-14, Orlando, Florida)

Tennessee 67 • 2-2

##	Player	Total		3-Ptr		Rebounds			PF	TP	A TO Blk Stl				Min
		FG-FGA	FG-FGA	FT-FTA	FT-FTA	Off	Def	Tot			A	TO	Blk	Stl	
04	Moore, Armani	f	0-1	0-0	5-9	0	1	1	4	5	1	2	0	1	16
21	McGhee, Jabari	f	3-3	0-0	0-2	1	0	1	5	6	0	1	0	0	18
24	Carmichael, Willie	f	0-1	0-0	0-0	1	0	1	5	0	1	0	0	0	10
00	Punter, Kevin	g	6-9	0-1	2-2	0	2	2	1	14	2	2	0	2	33
01	Richardson, Josh	g	6-13	0-2	4-6	2	3	5	4	16	2	2	1	1	30
03	Hubbs III, Robert	f	1-4	0-0	0-1	3	0	3	0	2	2	0	1	0	25
11	Owens, Tariq	f	0-0	0-0	0-0	0	1	1	2	0	0	1	0	0	9
15	Mostella, Detrick	f	4-10	4-8	1-1	0	0	0	2	13	0	0	0	1	17
23	Reese, Derek	f	2-9	2-7	0-0	2	2	4	2	6	0	1	1	1	29
34	Baulkman, Devon	f	0-0	0-0	0-0	0	0	0	0	0	0	0	0	0	3
55	Woodson, Dominic	f	2-4	0-0	1-2	0	1	1	3	5	0	1	1	0	10
Team						2	1	3							
Totals			24-54	6-18	13-23	11	11	22	28	67	8	10	3	7	200
FG % 1st Half: 12-27 44.4% 2nd half: 12-27 44.4% Game: 24-54 44.4%															
3FG % 1st Half: 3-8 37.5% 2nd half: 3-10 30.0% Game: 6-18 33.3%															
FT % 1st Half: 6-12 50.0% 2nd half: 7-11 63.6% Game: 13-23 56.5%															
															Deadball Rebounds 3

Kansas 82 • 4-1

##	Player	Total		3-Ptr		Rebounds			PF	TP	A TO Blk Stl				Min
		FG-FGA	FG-FGA	FT-FTA	FT-FTA	Off	Def	Tot			A	TO	Blk	Stl	
33	Lucas, Landen	f	1-2	0-0	1-2	2	3	5	3	3	0	1	0	0	12
34	Ellis, Perry	f	6-16	1-3	11-12	3	10	13	4	24	3	2	0	0	35
00	Mason III, Frank	g	4-6	2-3	1-2	1	5	6	2	11	7	3	0	2	39
01	Selden Jr., Wayne	g	3-6	2-4	4-5	1	3	4	2	12	4	1	0	1	33
10	Mykhailiuk, Svi	g	2-4	1-3	2-2	1	1	2	1	7	0	1	0	0	19
02	Alexander, Cliff	f	5-6	0-0	6-9	4	0	4	0	16	0	1	1	0	20
04	Graham, Devonte'	f	1-2	0-0	0-0	1	0	1	2	2	0	1	0	0	7
12	Oubre Jr., Kelly	f	0-1	0-1	0-0	0	0	0	1	0	0	2	0	0	5
14	Greene, Brannen	f	2-5	2-5	0-0	1	2	3	6	0	0	1	0	1	18
31	Traylor, Jamari	f	0-1	0-0	1-2	0	1	1	3	1	3	3	0	0	12
Team						4	1	5			1				
Totals			24-49	8-19	26-34	18	26	44	21	82	17	16	2	3	200
FG % 1st Half: 12-27 44.4% 2nd half: 12-22 54.5% Game: 24-49 49.0%															
3FG % 1st Half: 5-14 35.7% 2nd half: 3-5 60.0% Game: 8-19 42.1%															
FT % 1st Half: 11-14 78.6% 2nd half: 15-20 75.0% Game: 26-34 76.5%															
															Deadball Rebounds 4

Officials: James Breeding, Jeff Clark, Raymie Styons
Technical fouls: Tennessee-None. Kansas-None.
Attendance: 4383
Orlando Classic Game Five

Score by periods	1st	2nd	Total
Tennessee	33	34	67
Kansas	40	42	82

Last FG - UT 2nd-02:42, KU 2nd-00:11.

Largest lead - UT by 2 1st-10:45, KU by 15 2nd-00:11.

Notes: Semifinals of the Orlando Classic... Second-straight game of making eight three-pointers for KU... Season-best +22 rebound margin for a game... Season-high 24 points for Ellis... Ellis' second double-double of the season and eighth of his career... Mason tied his career high with seven assists... Four dunks by Alexander.

Game 7 - at #11/11 Kansas 71, #rv/24 Florida 65 (12-5-14)

Florida 65 • 3-4

##	Player	Total		3-Ptr		Rebounds			PF	TP	A TO Blk Stl				Min
		FG-FGA	FG-FGA	FT-FTA	FT-FTA	Off	Def	Tot			A	TO	Blk	Stl	
03	Robinson, Devin	f	4-9	2-3	3-4	2	3	5	5	13	0	4	1	1	28
10	Finney-Smith, Dorian	f	3-8	1-3	0-0	1	2	3	3	7	2	2	1	0	31
21	Horford, Jon	c	4-9	0-5	2-2	2	3	5	4	10	1	0	0	2	24
00	Hill, Kasey	g	2-9	1-3	0-0	0	2	2	1	5	8	2	0	0	32
20	Frazier, Michael	g	4-10	2-5	0-0	1	3	4	3	10	2	2	0	1	34
11	Chiozza, Chris	f	2-5	2-4	0-0	0	0	0	3	6	4	1	0	3	24
23	Walker, Chris	f	5-6	0-0	2-4	1	4	5	2	12	0	1	1	0	15
30	Kurtz, Jacob	f	1-1	0-0	0-0	1	0	1	3	2	1	2	0	0	12
Team						1	1	2							
Totals			25-57	8-23	7-10	9	18	27	24	65	18	14	3	7	200
FG % 1st Half: 15-28 53.6% 2nd half: 10-29 34.5% Game: 25-57 43.9%															
3FG % 1st Half: 4-13 30.8% 2nd half: 4-10 40.0% Game: 8-23 34.8%															
FT % 1st Half: 5-6 83.3% 2nd half: 2-4 50.0% Game: 7-10 70.0%															
															Deadball Rebounds 2

Kansas 71 • 6-1

##	Player	Total		3-Ptr		Rebounds			PF	TP	A TO Blk Stl				Min
		FG-FGA	FG-FGA	FT-FTA	FT-FTA	Off	Def	Tot			A	TO	Blk	Stl	
33	Lucas, Landen	f	1-2	0-0	0-0	3	3	6	2	2	0	3	2	0	9
34	Ellis, Perry	f	3-8	0-1	4-5	1	4	5	1	10	1	2	0	1	34
00	Mason III, Frank	g	3-8	1-1	5-6	1	4	5	3	12	2	2	0	2	30
01	Selden Jr., Wayne	g	9-15	2-5	1-3	0	0	0	4	21	1	1	1	0	34
10	Mykhailiuk, Svi	g	1-4	1-4	0-0	0	1	1	0	3	1	1	0	0	24
02	Alexander, Cliff	f	2-4	0-0	8-8	3	7	10	3	12	1	1	0	0	19
04	Graham, Devonte	f	0-1	0-1	9-10	0	1	1	0	9	3	1	0	3	19
12	Oubre Jr., Kelly	f	1-3	0-1	0-0	0	2	2	0	2	0	0	0	0	8
14	Greene, Brannen	f	0-1	0-1	0-0	0	0	0	0	0	0	1	0	0	8
31	Traylor, Jamari	f	0-2	0-0	0-0	0	2	2	1	0	0	2	0	1	15
Team						3	0	3							
Totals			20-48	4-14	27-32	11	24	35	14	71	9	14	3	8	200
FG % 1st Half: 8-23 34.8% 2nd half: 12-25 48.0% Game: 20-48 41.7%															
3FG % 1st Half: 2-7 28.6% 2nd half: 2-7 28.6% Game: 4-14 28.6%															
FT % 1st Half: 6-8 75.0% 2nd half: 21-24 87.5% Game: 27-32 84.4%															
															Deadball Rebounds 4

Officials: Mark Whitehead, Ron Groover, Patrick Adams
Technical fouls: Florida-None. Kansas-None.
Attendance: 16300
UF #3 D. Robinson fouls out with 1:11 left in 2nd half

Score by periods	1st	2nd	Total
Florida	39	26	65
Kansas	24	47	71

Last FG - UF 2nd-00:21, KU 2nd-03:19.

Largest lead - UF by 18 2nd-16:43, KU by 11 2nd-01:11.
UF led for 25:03. KU led for 11:48. Game was tied for 03:09.

Notes: SEC/Big 12 Challenge... KU overcomes 18-point deficit, the second largest comeback in Allen Fieldhouse history... The 15-point halftime deficit was KU's largest in Allen Fieldhouse in the Bill Self era... First double-double for Alexander... Season-high 21 points for Selden... Career-high six rebounds for Lucas.

Game 6 - #11/12 Kansas 61, #20/19 Michigan State 56 (11-30-14, Orlando, Florida)

Kansas 61 • 5-1

#	Player		Total			3-Ptr		Rebounds			PF	TP	A				Min
			FG	F-GA	FG%	FG-FGA	FT-FTA	Off	Def	Tot			TO	Blk	Stl		
33	Lucas, Landen	f	3-3	0-0	0-0	1	2	3	2	6	0	2	0	0	8		
34	Ellis, Perry	f	7-15	0-3	3-7	2	7	9	3	17	0	0	0	0	30		
00	Mason III, Frank	g	3-4	0-1	4-4	1	9	10	1	10	5	3	0	1	36		
01	Selden Jr., Wayne	g	0-10	0-3	5-6	2	3	5	3	5	2	3	1	1	36		
10	Mykhailiuk, Svi	g	4-10	3-6	0-0	1	3	4	1	11	0	1	0	1	32		
02	Alexander, Cliff	f	1-5	0-0	4-7	3	5	8	3	6	0	1	4	0	26		
04	Graham, Devonte'	f	0-1	0-0	0-0	0	0	0	3	0	0	0	0	0	5		
12	Oubre Jr., Kelly	f	0-1	0-0	0-0	0	0	0	0	0	0	0	0	0	6		
14	Greene, Brannen	f	0-1	0-1	0-0	1	2	3	0	0	1	2	0	0	6		
31	Traylor, Jamari	f	2-4	0-0	2-3	1	0	1	1	6	0	0	0	0	15		
Team						1	0	1									
Totals			20-54	3-14	18-27	13	31	44	17	61	8	12	5	3	200		
FG % 1st Half: 12-31			38.7%	2nd half: 8-23	34.8%	Game: 20-54			37.0%	Deadball Rebound 4							
3FG % 1st Half: 2-10			20.0%	2nd half: 1-4	25.0%	Game: 3-14			21.4%								
FT % 1st Half: 9-15			60.0%	2nd half: 9-12	75.0%	Game: 18-27			66.7%								

Game 13 - at #13/14 Kansas 76, rv/-- UNLV 61 (1-4-15)

UNLV 61 • 9-5, 0-1 MW															
##	Player	Total		3-Ptr		Rebounds			PF	TP	A TO Blk Stl				Min
		FG-FGA	FG-FGA	FT-FTA	FT-FTA	Off	Def	Tot			A	TO	Blk	Stl	
05	WOOD, Christian	f	5-12	2-6	0-0	1	7	8	3	12	1	2	2	1	37
11	OKONBOBOH, Goodluck	f	3-7	0-0	0-0	2	5	7	1	6	0	1	5	1	34
21	VAUGHN, Rashad	g	4-10	2-5	0-0	0	4	4	1	10	0	4	0	0	27
22	KENDRICK, Jelan	g	3-7	0-2	4-6	0	0	0	2	10	3	0	0	1	25
45	DOOLIN, Cody	g	5-6	2-2	0-0	1	1	2	1	12	7	1	0	1	36
02	MCCAW, Patrick	g	3-10	1-6	2-3	0	3	3	1	9	0	3	1	1	25
03	CORNISH, Jordan	g	0-2	0-2	0-0	0	2	2	1	0	0	0	0	0	6
15	MORGAN, Dwayne	g	1-5	0-0	0-0	0	1	1	1	2	0	1	0	0	10
Team						3	1	4							
Totals			24-59	7-23	6-9	7	24	31	11	61	11	12	8	5	200
FG % 1st Half: 14-30 46.7% 2nd half: 10-29 34.5% Game: 24-59 40.7% Deadball Rebounds 3															
3FG % 1st Half: 2-7 28.6% 2nd half: 5-16 31.3% Game: 7-23 30.4%															
FT % 1st Half: 3-5 60.0% 2nd half: 3-4 75.0% Game: 6-9 66.7%															

Kansas 76 • 11-2, 0-0 Big 12															
##	Player	Total		3-Ptr		Rebounds			PF	TP	A TO Blk Stl				Min
		FG-FGA	FG-FGA	FT-FTA	FT-FTA	Off	Def	Tot			A	TO	Blk	Stl	
31	Traylor, Jamari	f	2-6	0-0	0-0	2	7	9	2	4	2	2	3	0	27
34	Ellis, Perry	f	7-13	1-3	1-2	5	4	9	1	16	3	2	0	1	32
00	Mason III, Frank	g	8-14	1-3	1-2	1	3	4	2	18	7	2	0	4	38
01	Selden Jr., Wayne	g	5-11	4-8	2-4	1	2	3	1	16	1	2	0	0	37
12	Oubre Jr., Kelly	g	3-10	2-4	4-6	2	8	10	2	12	3	0	0	1	35
02	Alexander, Cliff	g	5-12	0-0	0-0	4	1	5	3	10	0	2	1	0	21
10	Mykhailiuk, Svi	g	0-0	0-0	0-0	0	1	1	0	0	1	1	0	1	2
14	Greene, Brannen	g	0-1	0-1	0-0	0	0	0	0	0	0	0	0	0	8
Team						2	2	4							
Totals			30-67	8-19	8-14	17	28	45	11	76	17	11	4	7	200
FG % 1st Half: 12-37 32.4% 2nd half: 18-30 60.0% Game: 30-67 44.8% Deadball Rebounds 2															
3FG % 1st Half: 3-11 27.3% 2nd half: 5-8 62.5% Game: 8-19 42.1%															
FT % 1st Half: 2-6 33.3% 2nd half: 6-8 75.0% Game: 8-14 57.1%															

Officials: Gerry Pollard, Kipp Kissinger, Larry Spaulding
Technical fouls: UNLV-None. Kansas-None.
Attendance: 16300

Score by periods	1st	2nd	Total
UNLV	33	28	61
Kansas	29	47	76

Last FG - LV 2nd-00:40, KU 2nd-00:21.
Largest lead - LV by 4 1st-00:40, KU by 15 2nd-03:41.
LV led for 02:24. KU led for 34:07. Game was tied for 03:29.

Points In Off 2nd Fast
LV Paint T/O Chance Break Bench
KU 28 38 6 7 4 11
KU 18 20 7 7 19 10

Score tied - 4 times.
Lead changed - 4 times.

Notes: Kansas wins 15th-straight game inside Allen Fieldhouse... Season-high 45 rebounds for KU... Five players score in double figures for the second time this season... Oubre records second double-double of 2014-15... Career-high four steals for Mason... Mason's 10th-straight game scoring in double figures.

Game 15 - at #12/13 Kansas 86, Texas Tech 54 (1-10-15)

Texas Tech 54 • 10-6, 0-3 Big 12															
##	Player	Total		3-Ptr		Rebounds			PF	TP	A TO Blk Stl				Min
		FG-FGA	FG-FGA	FT-FTA	FT-FTA	Off	Def	Tot			A	TO	Blk	Stl	
11	Zach Smith	f	1-5	1-2	5-8	1	2	3	1	8	1	3	1	1	28
32	Norense Odiasie	c	2-3	0-0	0-2	1	0	1	2	4	0	3	0	0	14
00	Devaughtn Williams	g	1-6	1-4	0-0	0	2	2	1	3	1	0	0	0	24
14	Robert Turner	g	0-0	0-0	0	4	4	0	6	0	1	0	0	0	22
20	Toddrick Gotcher	g	0-5	0-3	0-0	3	2	5	2	0	1	1	0	0	14
01	Isaiah Manderson	g	4-6	0-0	0-0	1	2	3	3	8	0	2	0	0	17
02	Stan Mays	g	1-1	1-1	0-0	0	0	0	3	0	1	0	0	0	3
03	Randy Onwuasor	g	1-6	0-2	1-2	0	2	2	2	3	2	0	2	0	19
04	Justin Jamison	g	4-7	2-3	2-3	3	2	5	2	12	0	1	1	0	21
12	Keenan Evans	g	0-4	0-1	2-4	1	2	3	2	2	1	2	1	0	16
13	Luke Adams	g	0-1	0-0	0-0	0	0	0	0	0	0	0	0	0	1
15	Aaron Ross	g	1-3	0-0	2-2	0	1	1	4	0	1	0	0	0	8
35	Clark Lammert	g	0-0	0-0	1-4	1	1	2	2	1	0	0	0	0	13
Team						2	2	4							
Totals			18-55	5-17	13-25	13	21	34	17	54	6	15	5	2	200
FG % 1st Half: 5-24 20.8% 2nd half: 13-31 41.9% Game: 18-55 32.7% Deadball Rebounds 3															
3FG % 1st Half: 3-10 30.0% 2nd half: 2-7 28.6% Game: 5-17 29.4%															
FT % 1st Half: 12-19 63.2% 2nd half: 1-6 16.7% Game: 13-25 52.0%															

Kansas 86 • 13-2, 2-0 Big 12															
##	Player	Total		3-Ptr		Rebounds			PF	TP	A TO Blk Stl				Min
		FG-FGA	FG-FGA	FT-FTA	FT-FTA	Off	Def	Tot			A	TO	Blk	Stl	
31	Traylor, Jamari	f	3-4	0-0	1-2	1	2	3	3	7	1	1	2	1	24
34	Ellis, Perry	f	5-7	3-3	2-4	2	3	5	2	15	0	1	0	2	22
00	Mason III, Frank	g	3-6	2-3	2-2	1	2	3	0	10	5	1	0	1	24
01	Selden Jr., Wayne	g	3-10	1-5	1-2	1	2	3	1	8	5	2	0	3	19
12	Oubre Jr., Kelly	g	5-7	2-3	2-2	0	3	3	2	14	2	0	1	2	19
02	Alexander, Cliff	g	6-8	0-0	0-0	1	4	5	4	12	0	0	2	1	15
04	Graham, Devonte	g	0-1	0-1	2-3	0	6	6	1	2	6	0	0	0	19
05	Manning, Evan	g	1-1	1-1	0-0	0	0	0	0	3	0	0	0	1	3
10	Mykhailiuk, Svi	g	2-4	1-2	0-0	0	1	1	1	5	1	0	0	0	14
11	Self, Tyler	g	0-0	0-0	0-0	0	1	1	0	0	0	0	0	0	3
14	Greene, Brannen	g	2-5	1-4	0-0	0	4	4	1	5	2	1	0	0	16
15	Garrett, Christian	g	1-2	0-0	0-0	0	1	1	1	2	1	2	0	0	3
22	Pollard, Josh	g	0-1	0-0	0-0	0	0	0	0	0	0	0	0	0	3
33	Lucas, Landen	g	0-2	0-0	1-2	1	3	4	3	1	1	1	1	0	6
42	Mickelson, Hunter	g	1-3	0-0	0-0	2	1	3	3	2	0	2	0	1	10
Team						1	0	1							
Totals			32-61	11-22	11-17	10	33	43	22	86	24	11	6	12	200
FG % 1st Half: 15-32 46.9% 2nd half: 17-29 58.6% Game: 32-61 52.5% Deadball Rebounds 4															
3FG % 1st Half: 4-10 40.0% 2nd half: 7-12 58.3% Game: 11-22 50.0%															
FT % 1st Half: 8-13 61.5% 2nd half: 3-4 75.0% Game: 11-17 64.7%															

Officials: Tom O'Neill, Tom Eades, Jeb Hartness
Technical fouls: Texas Tech-None. Kansas-None.
Attendance: 16300

Score by periods	1st	2nd	Total
Texas Tech	25	29	54
Kansas	42	44	86

Last FG - TT 2nd-00:07, KU 2nd-01:00.
Largest lead - TT None, KU by 38 2nd-03:16.
TT led for 00:00. KU led for 38:35. Game was tied for 01:25.

Points In Off 2nd Fast
TT Paint T/O Chance Break Bench
KU 18 11 6 2 33
KU 30 13 9 16 32

Score tied - 0 times.
Lead changed - 0 times.

Notes: Kansas goes 2-0 in Big 12 play for the ninth-straight season... KU wins 16th-straight game in Allen Fieldhouse... Season-high 12 steals for KU... Graham's first game back from foot injury, responds with career-highs with six rebounds and six assists... Career-high three threes for Ellis... Garrett scores his first points as a Jayhawk.

Game 14 - #12/13 Kansas 56, at #21/22 Baylor 55 (1-7-15)

Kansas 56 • 12-2, 1-0																
##	Player		Total		3-Ptr		Rebounds			PF	TP	A TO Blk Stl				Min
			FG-FGA	FG-FGA	FT-FTA	Off	Def	Tot	A			TO	Blk	Stl		
31	Traylor, Jamari	f	6-7	0-0	1-1	2	3	5	5	13	2	1	2	1	25	
34	Ellis, Perry	f	2-8	0-0	0-0	1	2	3	2	4	1	2	3	0	31	
00	Mason III, Frank	g	5-11	1-4	0-1	1	2	3	3	11	5	1	0	0	34	
01	Selden Jr., Wayne	g	4-9	1-4	0-0	1	1	2	1	9	4	1	0	1	30	
12	Oubre Jr., Kelly	g	1-7	1-5	0-2	1	4	5	1	3	2	0	0	4	24	
02	Alexander, Cliff		2-3	0-0	0-0	0	1	1	2	4	4	1	2	0	20	
14	Mykhailiuk, Svi		0-1	0-1	0-0	0	0	0	0	0	0	0	0	0	3	
10	Greene, Brannen		4-5	2-3	2-2	1	2	3	3	12	1	2	0	0	29	
33	Lucas, Landen		0-0	0-0	0-0	0	2	2	0	0	0	0	0	0	4	
Team						2	2	4								
Totals			24-51	5-17	3-6	9	19	28	17	56	19	8	7	6	200	
FG % 1st Half: 8-29			27.6%	2nd half: 16-22		72.7%	Game: 24-51		47.1%	Deadball Rebounds 2,1						
3FG % 1st Half: 2-11			18.2%	2nd half: 3-6		50.0%	Game: 5-17		29.4%							
FT % 1st Half: 0-0			0.0%	2nd half: 3-6		50.0%	Game: 3-6		50.0%							

Game 17 - at #11/12 Iowa State 86, #9/10 Kansas 81 (1-17-15)

Kansas 81 • 14-3, 3-1 Big 12

##	Player	Total		3-Ptr	Rebounds			PF	TP	A	TO	Blk	Stl	Min
		FG-FGA	FG-FGA		Off	Def	Tot							
00	Mason III, Frank	* 8-14	2-4	3-4	1	3	4	1	21	3	3	0	1	35
01	Selden Jr., Wayne	* 5-11	2-6	0-0	1	1	2	5	12	3	3	0	1	32
12	Oubre Jr., Kelly	* 5-15	0-3	0-0	4	4	8	4	10	2	2	0	2	26
31	Traylor, Jamari	* 0-5	0-0	0-0	2	0	2	2	0	1	0	1	0	15
34	Ellis, Perry	* 7-14	2-3	3-4	3	8	11	5	19	1	3	1	0	26
02	Alexander, Cliff	3-3	0-0	0-0	1	5	6	0	6	0	1	1	0	14
04	Graham, Devonte'	3-8	2-4	2-2	0	0	0	0	10	4	0	0	2	20
05	Manning, Evan	0-0	0-0	0-0	0	0	0	0	0	0	0	0	0	0+
10	Mykhailiuk, Svi	1-4	1-3	0-0	0	0	0	2	3	0	0	0	0	5
14	Greene, Brannen	0-1	0-0	0-0	0	2	2	0	0	0	0	0	0	5
33	Lucas, Landen	0-0	0-0	0-0	0	0	0	4	0	2	3	0	0	19
42	Mickelson, Hunter	0-0	0-0	0-0	1	3	4	0	0	0	0	0	0	3
	Team				2	3	5							
	Totals	32-75	9-23	8-10	15	29	44	23	81	16	15	3	6	200

FG % 1st Half: 14-31 45.2% 2nd half: 18-44 40.9% Game: 32-75 42.7%
3FG % 1st Half: 5-10 50.0% 2nd half: 4-13 30.8% Game: 9-23 39.1%
FT % 1st Half: 0-0 0.0% 2nd half: 8-10 80.0% Game: 8-10 80.0%

Iowa State 86 • 13-3, 3-1 Big 12

##	Player	Total		3-Ptr	Rebounds			PF	TP	A	TO	Blk	Stl	Min
		FG-FGA	FG-FGA		Off	Def	Tot							
11	Morris, Monté	* 4-10	0-1	3-5	0	7	7	2	11	10	2	0	3	37
13	Dejean-Jones, Bryce	* 4-10	0-2	4-8	3	4	7	1	12	2	2	2	0	31
15	Long, Naz	* 7-12	3-6	3-4	4	5	5	2	20	2	1	0	1	32
22	Hogue, Dustin	* 5-7	2-3	2-3	2	4	6	3	14	0	1	0	1	30
31	Niang, Georges	* 6-14	3-6	0-0	0	5	5	2	15	5	2	0	0	32
01	McKay, Jameel	4-5	0-0	3-6	0	2	2	2	11	0	2	3	0	21
02	Nader, Abdel	1-2	1-1	0-0	0	1	1	0	3	0	1	1	0	9
21	Thomas, Matt	0-1	0-1	0-0	0	0	0	1	0	1	1	1	0	8
	Team				0	0	0							
	Totals	31-61	9-20	15-26	5	28	33	13	86	20	12	7	5	200

FG % 1st Half: 14-32 43.8% 2nd half: 17-29 58.6% Game: 31-61 50.8%
3FG % 1st Half: 3-10 30.0% 2nd half: 6-10 60.0% Game: 9-20 45.0%
FT % 1st Half: 5-8 62.5% 2nd half: 10-18 55.6% Game: 15-26 57.7%

Officials: John Higgins, Gary Maxwell, Kipp Kissinger
Technical fouls: Kansas-None. Iowa State-Morris, Monté.
Attendance: 14384
AP Ranking: KU #9, ISU #11
Fouled Out: KU #34 Ellis @ 0:46.8 ; #01 Selden @ 0:06.2

Score by periods	1st	2nd	Total
Kansas	33	48	81
Iowa State	36	50	86

Points
KU
ISU

In
Paint
KU
ISU

Off
T/O
KU
ISU

2nd
Chance
KU
ISU

Fast
Break
KU
ISU

Bench
KU
ISU

Score tied - 1 time.
Lead changed - 6 times.

Deadball
Rebounds
2

Kansas 85 • 15-3, 4-1 Big 12

##	Player	Total		3-Ptr	Rebounds			PF	TP	A	TO	Blk	Stl	Min
		FG-FGA	FG-FGA		Off	Def	Tot							
31	Traylor, Jamari	f 2-3	0-0	0-0	0	0	0	2	4	1	1	2	1	23
34	Ellis, Perry	f 6-11	1-2	3-4	3	5	8	2	16	0	0	0	2	35
00	Mason III, Frank	g 3-8	1-2	3-4	0	3	3	1	10	4	2	0	1	31
01	Selden Jr., Wayne	g 2-9	1-3	0-0	0	3	3	2	5	4	2	0	1	29
12	Oubre Jr., Kelly	g 6-11	2-5	5-8	2	7	9	3	19	0	0	2	0	29
02	Alexander, Cliff	4-7	0-0	5-7	7	6	13	4	13	3	2	1	0	23
04	Graham, Devonte'	2-5	2-3	0-0	1	0	1	3	6	4	1	0	0	15
14	Greene, Brannen	4-6	3-4	1-2	0	2	2	0	12	1	1	0	1	15
	Team				0	0	0							
	Totals	29-60	10-19	17-25	13	26	39	17	85	17	11	3	8	200

FG % 1st Half: 19-33 57.6% 2nd half: 10-27 37.0% Game: 29-60 48.3%
3FG % 1st Half: 9-13 69.2% 2nd half: 1-6 16.7% Game: 10-19 52.6%
FT % 1st Half: 4-5 80.0% 2nd half: 13-20 65.0% Game: 17-25 68.0%

Officials: Mark Whitehead, Kelly Self, Don Daily
Technical fouls: Oklahoma-None. Kansas-None.
Attendance: 16300
KU #12 K. Oubre charged with a flagrant foul at 15:36 in 1st half

Score by periods	1st	2nd	Total
Oklahoma	32	46	78
Kansas	51	34	85

Points
OU
KU

In
Paint
OU
KU

Off
T/O
OU
KU

2nd
Chance
OU
KU

Fast
Break
OU
KU

Bench
OU
KU

Score tied - 3 times.
Lead changed - 4 times.

Deadball
Rebounds
4

Kansas 75 • 16-3, 5-1

##	Player	Total		3-Ptr	Rebounds			PF	TP	A	TO	Blk	Stl	Min
		FG-FGA	FG-FGA		Off	Def	Tot							
31	Traylor, Jamari	f 1-3	0-0	0-0	2	1	3	4	2	2	1	1	2	20
34	Ellis, Perry	f 6-12	0-2	2-2	2	3	5	2	14	3	0	1	1	33
00	Mason III, Frank	g 4-12	0-2	4-5	1	1	2	4	12	4	0	0	0	35
01	Selden Jr., Wayne	g 2-6	2-3	2-2	1	0	1	1	8	0	2	1	0	27
12	Oubre Jr., Kelly	g 3-9	0-4	2-2	1	5	6	3	8	0	0	0	0	21
02	Alexander, Cliff	6-11	0-0	3-6	5	4	9	1	15	2	0	1	0	27
04	Graham, Devonte'	0-2	0-2	2-2	0	3	3	0	2	3	0	0	2	17
14	Greene, Brannen	5-7	4-5	0-0	0	4	4	2	14	0	0	0	1	20
	Team				0	3	3							
	Totals	27-62	6-18	15-19	13	24	37	15	75	13	3	4	6	200

FG % 1st Half: 13-30 43.3% 2nd half: 14-32 43.8% Game: 27-62 43.5%
3FG % 1st Half: 3-9 33.3% 2nd half: 3-9 33.3% Game: 6-18 33.3%
FT % 1st Half: 3-3 100.0 2nd half: 12-16 75.0% Game: 15-19 78.9%

Officials: Doug Simmons, Ray Nitili, Rick Crawford
Technical fouls: Kansas-None. Texas-None.
Attendance: 16540
sellout

Score by periods	1st	2nd	Total
Kansas	32	43	75
Texas	30	32	62

Points
KU
TEXAS

In
Paint
KU
TEXAS

Off
T/O
KU
TEXAS

2nd
Chance
KU
TEXAS

Fast
Break
KU
TEXAS

Bench
KU
TEXAS

Score tied - 5 times.
Lead changed - 9 times.

Deadball
Rebounds
3,1

Notes: Kansas moves to 4-2 against ranked teams in 2014-15... KU's 81 points were the most allowed by Iowa State this season... KU drops to 12-1 when outrebounding opponents this season... Career-high 21 points for Mason... Fourth double-double of the season for Ellis, 10th of his career... Fourth-straight game of multiple steals for Oubre.

Game 19 - #11/14 Kansas 75, at #17/18 Texas 62 (1-24-15)

Kansas 75 • 16-3, 5-1

##	Player	Total		3-Ptr	Rebounds			PF	TP	A	TO	Blk	Stl	Min
		FG-FGA	FG-FGA		Off	Def	Tot							
31	Traylor, Jamari	f 1-3	0-0	0-0	2	1	3	4	2	2	1	1	2	20
34	Ellis, Perry	f 6-12	0-2	2-2	2	3	5	2	14	3	0	1	1	33
00	Mason III, Frank	g 4-12	0-2	4-5	1	1	2	4	12	4	0	0	0	35
01	Selden Jr., Wayne	g 2-6	2-3	2-2	1	0	1	1	8	0	2	1	0	27
12	Oubre Jr., Kelly	g 3-9	0-4	2-2	1	5	6	3	8	0	0	0	0	21
02	Alexander, Cliff	6-11	0-0	3-6	5	4	9	1	15	2	0	1	0	27
04	Graham, Devonte'	0-2	0-2	2-2	0	3	3	0	2	3	0	0	2	17
14	Greene, Brannen	5-7	4-5	0-0	0	4	4	2	14	0	0	0	1	20
	Team				0	3	3							
	Totals	27-62	6-18	15-19	13	24	37	15	75	13	3	4	6	200

FG % 1st Half: 13-30 43.3% 2nd half: 14-32 43.8% Game: 27-62 43.5%
3FG % 1st Half: 3-9 33.3% 2nd half: 3-9 33.3% Game: 6-18 33.3%
FT % 1st Half: 3-3 100.0 2nd half: 12-16 75.0% Game: 15-19 78.9%

Officials: Doug Simmons, Ray Nitili, Rick Crawford
Technical fouls: Kansas-None. Texas-None.
Attendance: 16540
sellout

Score by periods	1st	2nd	Total
Kansas	32	43	75
Texas	30	32	62

Points
KU
TEXAS

In
Paint
KU
TEXAS

Off
T/O
KU
TEXAS

2nd
Chance
KU
TEXAS

Fast
Break
KU
TEXAS

Bench
KU
TEXAS

Score tied - 5 times.
Lead changed - 9 times.

Deadball
Rebounds
3,1

Kansas 64 • 17-3; 6-1 Big 12

##	Player	Total		3-Ptr	Rebounds			PF	TP	A	TO	Blk	Stl	Min
		FG-FGA	FG-FGA		Off	Def	Tot							
31	Traylor, Jamari	f 0-1	0-0	0-0	0	3	3	3	0	1	3	0	0	17
34	Ellis, Perry	f 3-7	0-1	2-4	1	4	5	5	8	2	2	1	0	15
00	Mason III, Frank	g 8-12	0-0	0-3	0	3	3	4	16	2	3	0	0	35
01	Selden Jr., Wayne	g 2-8	1-3	0-0	1	2	3	2	5	4	1	0	1	29
12	Oubre Jr., Kelly	g 0-3	0-1	0-0	0	1	1	0	0	1	0	1	0	10
02	Alexander, Cliff	3-5	0-0	0-0	2	2	4	2	6	0	2	1	0	15
04	Graham, Devonte'	3-3	1-1	0-1	0	0	0	1	7	0	2	0	1	26
10	Mykhailiuk, Svi	1-3	1-2	0-0	0	1	1	0	3	0	1	0	0	3
14	Greene, Brannen	1-4	0-0	5-6	1	6	7	3	7	0	1	1	0	19
33	Lucas, Landen	1-3	0-0	6-6	3	4	7	4	8	1	1	3	0	24
42	Mickelson, Hunter	2-3	0-0	0-0	0	1	1	2	4	0	0	2	0	7
	Team				1	4	5							
	Totals	24-52	3-8	13-20	9	31	40	26	64	10	14	12	2	200

FG % 1st Half: 15-33 45.5% 2nd half: 9-19 47.4% Game: 24-52 46.2%
3FG % 1st Half: 3-6 50.0% 2nd half: 0-2 0.0% Game: 3-8 37.5%
FT % 1st Half: 3-4 75.0% 2nd half: 10-16 62.5% Game: 13-20 65.0%

Officials: Tom O'Neill, Gary Maxwell, Patrick Adams
Technical fouls: Kansas-None. TCU-None.
Attendance: 5439

Score by periods	1st	2nd	Total
Kansas	36	28	64
TCU	30	31	61

Points
KU
TCU

In
Paint
KU
TCU

Off
T/O
KU
TCU

2nd
Chance
KU
TCU

Fast
Break
KU
TCU

Bench
KU
TCU

Score tied - 1 time.
Lead changed - 8 times.

Deadball
Rebounds
6

Notes: KU 5-1 in Big 12 play for the 10th time in the Bill Self era... Fourth-straight ranked opponent for the Jayhawks... Three turnovers fewest for KU since 1966... KU improves to 14-1 when outrebounding opponents... Mason's double-figures streaks reaches 16... Back-to-back 10+ point games for Alexander for the first time this season.

Game 18 - at #11/14 Kansas 85, #19/20 Oklahoma 78 (1-19-15)

Oklahoma 78 • 14-6, 3-3 Big 12

##	Player	Total	
----	--------	-------	--

Game 21 - at #9/11 Kansas 68, --/rv Kansas State 57 (1-31-15)

Kansas State 57 • 12-10, 5-4															
#	Player	Total		3-Ptr		Rebounds		PF	TP	A TO Blk Stl				Min	Deadball Rebounds
		FG-FGA	FG-FGA	FT-FTA	FT-FTA	Off Def Tot	Off Def Tot								
11	Williams, Nino	r	1-7	0-0	2-2	2 0 2	2 4	2	0	1	1	1	22		
25	Iwundu, Wesley	r	2-6	0-1	0-2	0 6 6	3 4	1	0	1	0	0	29		
42	Gipson, Thomas	r	7-13	0-0	5-7	4 3 7	2 19	0	0	0	0	0	30		
01	Thomas, Jevon	g	1-3	0-0	0-0	0 1 1	4 2	1	1	0	0	0	23		
02	Foster, Marcus	g	7-18	3-10	2-4	1 5 6	1 19	0	2	0	1	1	35		
10	Harris, Malek		0-1	0-0	2-2	1 2 3	3 2	0	1	0	0	0	17		
12	Schoen, Mason		0-0	0-0	0-0	0 0 0	0 0	0	0	0	0	0	0+		
14	Edwards, Justin		0-6	0-1	0-0	1 2 3	3 0	0	2	1	1	0	15		
21	Bolden, Brandon		0-0	0-0	0-0	0 1 1	0 0	0	0	0	0	0	1		
23	Johnson, Nigel		0-3	0-0	1-4	2 1 3	0 1	2	0	0	0	0	16		
33	Rohleder, Brian		0-0	0-0	0-0	0 0 0	1 0	1	0	0	0	0	1		
40	Meyer, Shawn		0-0	0-0	0-0	0 0 0	1 0	0	0	0	0	0	1		
41	Hurt, Stephen		2-3	2-2	0-0	0 2 2	0 6	0	2	1	0	0	10		
Team						2 1 3									
Totals			20-60	5-14	12-21	13 24 37	20 57	9	7	4	2	2	200		
FG % 1st Half: 6-35 17.1% 2nd half: 14-25 56.0% Game: 20-60 33.3% 3FG % 1st Half: 0-7 0.0% 2nd half: 5-7 71.4% Game: 5-14 35.7% FT % 1st Half: 5-8 62.5% 2nd half: 7-13 53.8% Game: 12-21 57.1%															

Kansas 68 • 18-3, 7-1

#	Player	Total		3-Ptr		Rebounds		PF	TP	A TO Blk Stl				Min	Deadball Rebounds
		FG-FGA	FG-FGA	FT-FTA	FT-FTA	Off Def Tot	Off Def Tot								
31	Traylor, Jamari	r	3-7	0-0	0-1	1 4 5	3 6	3	2	0	2	2	27		
34	Ellis, Perry	r	7-9	0-0	2-6	2 10 12	3 16	3	1	1	0	0	34		
00	Mason III, Frank	g	3-12	0-4	4-4	1 2 3	0 10	2	1	0	1	0	33		
01	Selden Jr., Wayne	g	5-13	3-6	1-2	1 1 2	2 14	2	1	4	1	0	30		
12	Oubre Jr., Kelly	g	3-6	0-2	2-2	2 7 9	1 8	2	1	1	1	1	25		
02	Alexander, Cliff		0-2	0-0	0-0	1 3 4	1 0	1	0	1	0	0	19		
04	Graham, Devonte'		1-4	0-1	1-2	0 1 1	2 3	4	0	0	0	1	18		
14	Greene, Brannen		4-5	3-4	0-0	0 1 1	3 11	1	2	0	1	1	14		
Team						3 2 5									
Totals			26-58	6-17	10-17	11 31 42	15 68	18	8	7	7	200			
FG % 1st Half: 14-34 41.2% 2nd half: 12-24 50.0% Game: 26-58 44.8% 3FG % 1st Half: 2-10 20.0% 2nd half: 4-7 57.1% Game: 6-17 35.3% FT % 1st Half: 3-3 100.0 2nd half: 7-14 50.0% Game: 10-17 58.8%															

Officials: Mike Stuart, Steve Olson, Kipp Kissinger
Technical fouls: Kansas State-None. Kansas-Graham, Devonte'.
Attendance: 16300
KU #4 D. Graham charged with an unsportsmanlike technical at 7:53 in 2nd half

Score by periods	1st	2nd	Total							
Kansas State	17	40	57							
Kansas	33	35	68							

Last FG - KS 2nd-00:15, KU 2nd-05:03.
Largest lead - KS None, KU by 17 1st-04:52.
KS led for 00:00. KU led for 39:20. Game was tied for 00:40.

Notes: Kansas improves to 7-1 in Big 12 play for the ninth time under Bill Self... KU extends Allen Fieldhouse win streak to 19 games... Kansas improves to 14-0 when leading at the half in 2014-15... Fifth double-double of the season, 11th of his career, for Ellis... Career-high four blocked shots for Selden.

Game 23 - at Oklahoma State 67, #8/9 Kansas 62 (2-7-15)

Kansas 62 • 19-4, 8-2 Big 12

#	Player	Total		3-Ptr		Rebounds		PF	TP	A TO Blk Stl				Min	Deadball Rebounds
		FG-FGA	FG-FGA	FT-FTA	FT-FTA	Off Def Tot	Off Def Tot								
31	Traylor, Jamari	f	3-7	0-0	2-4	4 2 6	3 8	0	6	1	3	2	23		
34	Ellis, Perry	f	4-12	0-1	2-3	3 7 10	4 10	1	2	1	1	1	27		
00	Mason III, Frank	g	3-9	3-5	1-3	0 2 2	4 10	4	2	0	3	2	32		
01	Selden Jr., Wayne	g	4-6	4-5	3-4	0 0 0	2 15	2	4	0	0	0	33		
12	Oubre Jr., Kelly	g	0-3	0-2	1-2	0 3 3	2 1	0	0	0	0	0	14		
02	Alexander, Cliff		4-5	0-0	0-1	2 2 4	1 8	0	1	0	0	0	16		
04	Graham, Devonte'		0-4	0-2	0-0	0 0 0	1 0	1	2	0	1	1	14		
14	Greene, Brannen		3-7	3-5	1-2	2 4 6	0 10	3	1	0	0	0	29		
33	Lucas, Landen		0-0	0-0	0-0	1 1 2	2 0	0	0	0	0	0	12		
Team						1 1 2									
Totals			21-53	10-20	10-19	13 22 35	19 62	11	18	2	8	200			
FG % 1st Half: 13-23 56.5% 2nd half: 8-30 26.7% Game: 21-53 39.6% 3FG % 1st Half: 7-9 77.8% 2nd half: 3-11 27.3% Game: 10-20 50.0% FT % 1st Half: 8-13 61.5% 2nd half: 2-6 33.3% Game: 10-19 52.6%															

Oklahoma State 67 • 16-7, 6-5 Big 12

#	Player	Total		3-Ptr		Rebounds		PF	TP	A TO Blk Stl				Min	Deadball Rebounds
		FG-FGA	FG-FGA	FT-FTA	FT-FTA	Off Def Tot	Off Def Tot								
02	Nash, Le'Bryan	f	5-14	0-1	8-9	2 3 5	4 18	2	5	1	0	0	30		
20	Cobbins, Michael	f	3-4	0-0	1-2	3 5 8	3 7	0	1	1	1	1	25		
22	Newberry, Jeff	f	3-7	0-3	4-4	2 3 5	1 10	2	1	1	1	3	31		
12	Hickey, Anthony	g	6-15	2-6	1-2	0 3 3	2 15	1	1	0	2	2	27		
13	Forte, Phil	g	3-6	1-2	6-7	0 1 1	1 13	2	2	0	2	2	29		
01	Griffin, Tyree		0-2	0-0	0-0	0 0 0	0 0	0	0	0	0	0	12		
05	Shine, Tavarious		0-1	0-1	0-0	2 2 4	1 0	1	1	2	1	1	19		
23	Hammonds, Leyton		0-3	0-3	0-0	0 0 0	1 0	0	0	0	0	0	6		
30	Carroll, Jeffrey		0-0	0-0	0-0	0 1 1	1 0	0	0	0	0	0	2		
32	Allen, Anthony		0-0	0-0	0-0	0 0 0	1 0	0	0	0	0	0	2		
41	Solomon, Mitchell		2-3	0-0	0-2	3 1 4	3 4	0	1	0	3	1	17		
Team						1 3 4									
Totals			22-55	3-16	20-26	13 22 35	18 67	8	12	5	12	200			
FG % 1st Half: 8-25 32.0% 2nd half: 14-30 46.7% Game: 22-55 40.0% 3FG % 1st Half: 0-9 0.0% 2nd half: 3-7 42.9% Game: 3-16 18.8% FT % 1st Half: 14-18 77.8% 2nd half: 6-8 75.0% Game: 20-26 76.9%															

Officials: Gary Maxwell, James Breeding, Terry Oglesby
Technical fouls: Kansas-Mason III, Frank. Oklahoma State-None.
Attendance: 10399

Score by periods	1st	2nd	Total							
Kansas	41	21	62							
Oklahoma State	30	37	67							

Last FG - KU 2nd-03:58, OSU 2nd-00:20.
Largest lead - KU by 14 1st-07:04, OSU by 7 2nd-07:28.

Score tied - 5 times.
Lead changed - 5 times.

Notes: Ends a five-game winning streak for Kansas... First KU loss of the season when leading at halftime... Ellis' sixth double-double of the season, 12th of his career... Multiple three-pointers made for Greene for the fifth time in the last six games... Mason's 20th-straight game of 10 or more points.

Game 22 - at #8/9 Kansas 89, #11/14 Iowa State 76 (2-2-15)

Iowa State 76 • 16-5, 6-3

#	Player	Total		3-Ptr		Rebounds		PF	TP	A TO Blk Stl				Min	Deadball Rebounds
		FG-FGA	FG-FGA	FT-FTA	FT-FTA	Off Def Tot	Off Def Tot								
22	Hogue, Dustin	r	3-6	0-2	1-3	3 2 5	3 7	5	3	7	0	3	1	30	
31	Niang, Georges	r	9-18	3-4	3-4	3 3 6	4 24	5	4	2	2	1	37		
11	Morris, Monte	g	6-14	0-3	0-0	1 4 5	3 12	5	4	1	1	1	35		
13	Dejean-Jones, Bryce	g	4-13	2-4	4-4	2 7 9	3 14	1	0	0	1	0	20		
15	Long, Naz	g	4-8	2-5	1-3	1 1 2	3 11	4	3	0	2	2	26		
01	McKay, Jameel		4-7	0-0	0-0	3 4 7	3 8	1	0	2	1	0	28		
02	Nader, Abdel		0-2	0-0	0-0	2 1 3	1 0	0	0	0	0	0	13		
21	Thomas, Matt		0-4	0-2	0-0	0 0 0	1 0	1	0	0	0	1	11		
Team						2 2 4									
Totals			30-72	7-21	9-14	17 24 41	21 76	17	14	6	9	200			
FG % 1st Half: 12-34 35.3% 2nd half: 18-38 47.4% Game: 30-72 41.7% 3FG % 1st Half: 3-8 37.5% 2nd half: 4-13 30.8% Game: 7-21 33.3% FT % 1st Half: 1-2 50.0% 2nd half: 8-12 66.7% Game: 9-14 64.3%															

Kansas 89 • 19-3, 8-1

#	Player		Total			3-Ptr			Rebounds			PF	TP	A TO Blk Stl				Min
			FG-FGA	FG-FGA	FT-FTA	Off	Def	Total	Off	Def	Total							
31	Traylor, Jamari	f	2-3	0-0	0-0	1	0	1	3	4	1	3	1	3	1	18		
34	Ellis, Perry	r	6-13	1-3	4-6	3	3	6	0	17	4	0	0	0	0	30		
01	Mason III, Frank	g	4-11	0-2	4-7	1	4	5	2	12	8	2	0	2	37			
00	Selden Jr., Wayne	r	7-12	5-7	1-2	0	1	1	2	20	2	4	1	0	28			
12	Oubre Jr., Kelly	g	7-15	2-6	0-0	1	4	5	1	16	3	1	1	2	25			
02	Alexander, Cliff	r	2-2	0-0	0-0	1	4	5	3	4	0	2	0	0	15			
04	Graham, Devonte'	r	1-1	0-0	1-2	0	2	2	3	3	4	0	0	0	14			
14	Greene, Brannon	r	2-4	2-3	5-6	1	3	4	2	11	0	3	0	1	19			
33	Lucas, Landen	r	1-2	0-0	0-0	2	4	6	2	2	0	0	0	0	14			
Team						2	1	3										
Totals			32-63	10-21	15-23	12	26	38	18	89	22	16	5	8	200			
FG % 1st Half: 14-33			42.4%	2nd half: 18-30	60.0%	Game: 32-63			50.8%	Deadball Rebounds								
3FG % 1st Half: 5-13			38.5%	2nd half: 5-8	62.5%	Game: 10-21			47.6%	3								
FT % 1st Half: 2-4			50.0%	2nd half: 13-19	68.4%	Game: 15-23			65.2%									

Game 25 - at #9/11 Kansas 74, #16/16 Baylor 64 (2-14-15)

Baylor 64 • 18-7, Big 12 6-6

##	Player	Total		3-Ptr		Rebounds			PF	TP	A TO Blk Stl				Min
		FG-FGA	FG-FGA	FT-FTA	FT-FTA	Off	Def	Tot			A	TO	Blk	Stl	
00	O'Neale, Royce	f	1-8	1-3	2-2	4	5	9	3	5	6	0	0	2	38
02	Gathers, Rico	f	6-9	0-0	6-8	2	6	8	4	18	0	2	1	1	34
35	Motley, Johnathan	f	1-4	0-0	2-2	1	2	3	3	4	1	2	0	0	21
01	Chery, Kenny	g	6-15	5-10	0-0	0	0	0	3	17	3	1	0	0	34
11	Medford, Lester	g	1-5	1-2	1-2	1	1	2	5	4	3	2	0	1	34
21	Prince, Taurean	g	5-13	1-7	3-4	3	5	8	2	14	0	3	1	1	27
24	Wainright, Ishmail	g	0-0	0-0	0-0	0	0	0	0	0	0	0	0	0	0+
25	Freeman, Al	g	1-2	0-1	0-0	0	0	0	2	2	0	2	0	1	12
Team						2	1	3							
Totals			21-56	8-23	14-18	13	20	33	22	64	13	12	2	6	200

FG % 1st Half: 13-30 43.3%

2nd half: 8-26 30.8%

Game: 21-56 37.5%

3FG % 1st Half: 5-13 38.5%

2nd half: 3-10 30.0%

Game: 8-23 34.8%

FT % 1st Half: 2-5 40.0%

2nd half: 12-13 92.3%

Game: 14-18 77.8%

Deadball Rebounds 1

Kansas 74 • 21-4, Big 1210-2

##	Player	Total		3-Ptr		Rebounds			PF	TP	A TO Blk Stl				Min
		FG-FGA	FG-FGA	FT-FTA	FT-FTA	Off	Def	Tot			A	TO	Blk	Stl	
02	Alexander, Cliff	f	2-5	0-0	0-2	2	3	5	1	4	1	1	1	0	21
34	Ellis, Perry	f	7-11	0-0	4-5	0	6	6	3	18	0	3	1	1	32
00	Mason III, Frank	g	1-5	0-2	3-4	0	4	4	1	5	8	2	0	1	31
01	Selden Jr., Wayne	g	3-6	1-4	8-9	0	3	3	3	15	4	2	0	0	34
12	Oubre Jr., Kelly	g	6-9	4-6	2-2	1	5	6	1	18	1	0	0	1	24
04	Graham, Devonte'	g	0-1	0-1	2-2	0	0	0	1	2	1	0	0	0	12
14	Greene, Brannen	g	1-6	1-5	0-0	0	2	2	2	3	0	0	0	0	20
31	Traylor, Jamari	g	0-1	0-0	0-0	1	1	2	1	0	0	1	0	0	12
33	Lucas, Landen	g	2-3	0-0	5-5	3	1	4	3	9	1	1	0	1	14
Team						0	0	0							
Totals			22-47	6-18	24-29	7	25	32	16	74	16	10	2	4	200

FG % 1st Half: 10-25 40.0%

2nd half: 12-22 54.5%

Game: 22-47 46.8%

3FG % 1st Half: 3-10 30.0%

2nd half: 3-8 37.5%

Game: 6-18 33.3%

FT % 1st Half: 4-7 57.1%

2nd half: 20-22 90.9%

Game: 24-29 82.8%

Deadball Rebounds 3

Officials: John Higgins, Paul Janssen, Jeb Hartness

Technical fouls: Baylor-None. Kansas-None.

Attendance: 16300

BU 11 L. Medford fouled out with 28 seconds remaining in the 2nd half.

Score by periods	1st	2nd	Total
Baylor	33	31	64
Kansas	27	47	74

Points

In Paint

Off T/O

2nd Chance

Fast Break

Bench

BU

KU

16

22

13

14

19

7

6

5

16

14

Score tied - 2 times.

Lead changed - 5 times.

Last FG - BU 2nd-00:30, KU 2nd-01:07.
Largest lead - BU by 13 1st-12:26, KU by 13 2nd-00:19.
BU led for 28:10. KU led for 11:25. Game was tied for 00:25.

Notes: Kansas wins its 10th conference game for the 20th-consecutive season... Kansas wins 21st-consecutive game in Allen Fieldhouse... Ellis scores his 1,000th career point... Selden's fifth-straight game he has been in double-figures... Oubre ties for KU leading scorer for fourth time this season... Lucas tied his career-high with nine points.

Game 27 - at #8/8 Kansas 81, TCU 72 (2-21-15)

TCU 72 • 16-11, 3-11

##	Player	Total		3-Ptr		Rebounds			PF	TP	A TO Blk Stl				Min
		FG-FGA	FG-FGA	FT-FTA	FT-FTA	Off	Def	Tot			A	TO	Blk	Stl	
33	Washburn, Chris	f	2-3	0-0	2-2	2	2	4	5	6	0	1	2	2	28
34	Williams, Kenrich	f	3-7	1-2	0-0	0	3	3	3	7	0	4	1	1	33
14	Shepherd, Karviar	c	1-4	0-0	4-4	2	4	6	4	6	1	1	0	0	22
05	Anderson, Kyan	g	4-14	2-6	4-6	0	0	0	3	14	7	1	0	1	35
32	Zeigler, Trey	g	7-12	0-2	6-10	2	3	5	1	20	2	1	0	1	35
01	Collins, Chauncey	g	0-0	0-0	0-0	0	0	0	1	0	0	1	0	0	4
04	Fields, Amric	g	4-14	2-5	1-1	0	6	6	3	11	0	0	0	0	26
11	Parrish, Brandon	g	3-5	0-1	1-1	1	1	2	3	7	0	2	0	1	12
23	Abronn, Devonta	g	0-0	0-0	1-2	3	0	3	3	1	0	2	1	0	5
Team						2	2	4							
Totals			24-59	5-16	19-26	12	21	33	26	72	10	13	4	6	200

FG % 1st Half: 10-25 40.0%

2nd half: 14-34 41.2%

Game: 24-59 40.7%

3FG % 1st Half: 2-6 33.3%

2nd half: 3-10 30.0%

Game: 5-16 31.3%

FT % 1st Half: 7-9 77.8%

2nd half: 12-17 70.6%

Game: 19-26 73.1%

Deadball Rebounds 6

Kansas 81 • 22-5, 11-3

##	Player	Total		3-Ptr		Rebounds			PF	TP	A TO Blk Stl				Min
		FG-FGA	FG-FGA	FT-FTA	FT-FTA	Off	Def	Tot			A	TO	Blk	Stl	
02	Alexander,Cliff	f	1-4	0-0	0-0	1	1	2	3	2	0	0	1	0	11
34	Ellis,Perry	f	9-10	0-0	5-10	1	6	7	3	23	2	3	0	2	35
00	Mason III, Frank	g	5-8	0-1	4-4	0	1	1	4	14	5	4	1	1	32
01	Selden Jr., Wayne	g	1-4	1-3	2-2	0	2	2	2	5	2	1	0	0	22
12	Oubre Jr., Kelly	g	0-3	0-2	0-0	0	4	4	1	0	0	0	1	2	19
04	Graham,Devonte'	g	7-7	2-2	4-6	1	2	3	4	20	3	3	0	0	27
14	Greene,Brannen	g	2-4	1-2	4-4	0	6	6	1	9	1	1	0	1	20
23	Huey,Chris	g	0-1	0-0	0-0	0	0	0	0	0	0	0	0	0	1
31	Traylor,Jamari	g	3-4	0-0	2-4	1	2	3	8	1	2	1	0	0	24
33	Lucas,Landen	g	0-3	0-0	0-0	0	0	0	0	0	0	0	0	0	9
Team						1	0	1							
Totals			28-48	4-10	21-30	5	24	29	21	81	14	14	4	6	200

FG % 1st Half: 13-24 54.2%

2nd half: 15-24 62.5%

Game: 28-48 58.3%

3FG % 1st Half: 4-9 44.4%

2nd half: 0-1 0.0%

Game: 4-10 40.0%

FT % 1st Half: 5-6 83.3%

2nd half: 16-24 66.7%

Game: 21-30 70.0%

Deadball Rebounds 3

Officials: Tom Eades, Don Dally, Larry Spaulding

Technical fouls: TCU-None. Kansas-None.

Attendance: 16300

TCU 33 fouls out with 1:12 remaining in the 2nd half

Score by periods	1st	2nd	Total
TCU	29	43	72
Kansas	35	46	81

Points

In Paint

Off T/O

2nd Chance

Fast Break

Bench

TCU

KU

30

44

19

14

10

9

13

6

19

37

Score tied - 9 times.

Lead changed - 7 times.

Last FG - TCU 2nd-00:53, KU 2nd-02:40.
Largest lead - TCU by 4 1st-15:16, KU by 16 2nd-06:35.
TCU led for 04:52. KU led for 27:46. Game was tied for 06:33.

Notes: Kansas improves to 65-9 in games following a loss in the Bill Self era... Kansas' 58.3 field goal percentage was its highest in Big 12 play this season... Ellis leads KU in scoring for the 10th time this season... Career-high 20 points for Graham... Senior manager Chris Huey makes an appearance in the final minute.

Game 26 - at #23/22 West Virginia 62, #8/8 Kansas 61 (2-16-15)

Kansas 61 • 21-5/10-3

#	Player		Total		3-Ptr		Rebounds			PF	TP	A TO Blk Stl				Min
			FG-FGA	FG-FGA	FT-FTA	FT-FTA	Off	Def	Tot			A	TO	Blk	Stl	
02	Alexander, Cliff	f	0-0	0-0	0-0	0	1	1	1	0	0	0	0	0	6	
34	Ellis, Perry	f	7-15	1-1	4-4	2	3	5	3	19	2	2	0	0	32	
00	Mason III, Frank	g	7-13	3-5	1-2	1	1	2	1	18	2	2	0	1	37	
01	Selden Jr., Wayne	g	2-5	0-1	0-2	1	3	4	2	4	3	3	0	0	28	
12	Oubre Jr., Kelly	g	5-8	2-2	2-2	1	6	7	3	14	0	0	1	0	32	
04	Graham, Devonte'	g	0-0	0-0	0-0	0	0	0	1	0	0	3	0	1	9	
10	Mykhailiuk, Svi	g	0-1	0-1	0-0	0	0	0	0	0	0	0	0	0	2	
14	Greene, Brannen	g	0-1	0-1	0-0	0	1	1	0	0	0	1	1	0	12	
31	Traylor, Jamari	g	2-5	0-0	0-0	2	2	4	2	4	3	1	0	0	26	
33	Lucas, Landen	g	1-1	0-0	0-1	3	3	6	2	2	0	2	1	1	16	
Team						1	1	2								
Totals				24-49	6-11	7-11	11	21	32	15	61	10	14	3	3	200

FG % 1st Half: 12-26 46.2%

2nd half: 12-23 52.2%

Game: 24-49 49.0%

3FG % 1st Half: 5-11 45.5%

2nd half: 2-5 40.0%

Game: 6-11 54.5%

FT % 1st Half: 5-6 83.3%

2nd half: 2-5 40.0%

Game: 7-11 63.6%

Deadball Rebounds 2

Game 29 - at #8/9 Kansas 69, rv/-- Texas 64 (2-28-15)

Texas 64 • 17-12,Big12 6-10

##	Player	Total		3-Ptr	Rebounds			PF	TP	A TO Blk Stl				Min
		FG-FGA	FG-FGA		FT-FTA	Off	Def							
01	Holmes, Jonathan	f	1-7	0-3	0-0	0	4	4	2	0	0	1	0	16
10	Lammert, Connor	f	1-3	1-3	0-0	1	0	1	4	3	0	0	0	7
55	Ridley, Cameron	f	2-5	0-0	0-2	1	4	5	4	4	0	1	1	0
00	Yancy, Kendal	g	4-11	2-4	1-2	1	1	2	3	11	3	1	1	17
01	Taylor, Isaiah	g	6-15	0-1	5-6	1	5	6	2	17	8	2	1	0
02	Holland, Demarcus		5-7	3-5	2-4	1	2	3	0	15	1	2	1	35
03	Felix, Javan		0-4	0-2	0-0	2	1	3	0	0	4	0	0	16
44	Ibeh, Prince		1-3	0-0	0-0	0	5	5	3	2	0	0	4	1
52	Turner, Myles		3-6	0-2	4-4	1	7	8	3	10	0	2	5	1
Team						2	0	2			1			
Totals			23-61	6-20	12-18	10	29	39	23	64	16	9	14	2
FG % 1st Half: 10-27		37.0%	2nd half: 13-34		38.2%	Game: 23-61		37.7%	Deadball					
3FG % 1st Half: 4-8		50.0%	2nd half: 2-12		16.7%	Game: 6-20		30.0%	Rebounds					
FT % 1st Half: 10-15		66.7%	2nd half: 2-3		66.7%	Game: 12-18		66.7%	Totals					

Kansas 69 • 23-6,Big 12 12-4

##	Player	Total		3-Ptr	Rebounds			PF	TP	A TO Blk Stl				Min
		FG-FGA	FG-FGA		FT-FTA	Off	Def							
31	Traylor,Jamari	f	0-0	0-0	0-0	0	2	2	2	0	0	0	1	0
34	Ellis,Perry	f	9-21	0-1	10-12	4	9	13	1	28	1	3	3	0
00	Mason III, Frank	g	5-13	1-1	1-1	1	3	4	3	12	3	1	0	1
01	Selden Jr., Wayne	g	1-7	0-2	5-6	0	3	3	2	7	2	0	1	2
12	Oubre Jr., Kelly	g	4-9	0-2	7-9	0	9	9	1	15	1	0	3	2
04	Graham,Devonte'		0-1	0-0	0-0	0	0	0	2	0	0	0	0	7
10	Mykhailiuk, Svi		0-0	0-0	0-0	0	1	1	0	0	0	0	1	0
14	Greene,Brannen		0-3	0-2	2-2	0	1	1	1	2	1	1	0	0
33	Lucas, Landen		2-4	0-0	1-2	2	2	4	4	5	0	0	0	0
42	Mickelson, Hunter		0-0	0-0	0-0	0	0	0	2	0	0	0	1	0
Team						3	1	4			1			
Totals			21-58	1-8	26-32	10	31	41	18	69	8	6	10	5
FG % 1st Half: 10-30		33.3%	2nd half: 11-28		39.3%	Game: 21-58		36.2%	Deadball					
3FG % 1st Half: 0-5		0.0%	2nd half: 1-3		33.3%	Game: 1-8		12.5%	Rebounds					
FT % 1st Half: 11-13		84.6%	2nd half: 15-19		78.9%	Game: 26-32		81.3%	Totals					

Officials: Mike Stuart, Steve Olson, Kipp Kissingner
Technical fouls: Texas=None. Kansas=None.
Attendance: 16300

Score by periods	1st	2nd	Total
Texas	34	30	64
Kansas	31	38	69

Last FG - UT 2nd-01:28, KU 2nd-01:47.
Largest lead - UT by 6 2nd-11:43, KU by 5 2nd-04:01.
UT led for 20:39. KU led for 11:00. Game was tied for 08:02.

Score tied - 14 times.
Lead changed - 19 times.

Notes: Kansas wins 23 games for the 26th-straight season... Kansas' 23rd-consecutive victory in Allen Fieldhouse... ESPN "College GameDay" did an hour pregame show prior to tip... Ellis' season high with 28 points, his seventh double-double with a season-high-tying 13 rebounds... Season-high three blocked shots for Oubre.

Game 31 - at #15/15 Oklahoma 75, #9/10 Kansas 73 (3-7-15)

Kansas 73 • 24-7, 13-5

##	Player	Total		3-Ptr	Rebounds			PF	TP	A TO Blk Stl				Min
		FG-FGA	FG-FGA		FT-FTA	Off	Def							
31	Traylor, Jamari	f	5-6	0-0	2-2	1	1	2	5	12	1	2	2	0
33	Lucas, Landen	f	6-8	0-0	1-2	6	6	12	1	13	2	2	1	0
00	Mason III, Frank	g	5-13	2-5	9-9	1	1	2	2	21	0	3	0	0
01	Selden Jr., Wayne	g	0-7	0-2	0-0	0	0	0	1	0	1	0	0	0
12	Oubre Jr., Kelly	g	4-10	1-2	3-6	3	7	10	3	12	0	1	1	2
04	Graham, Devonte'		3-14	2-5	0-0	1	3	4	2	8	3	1	0	1
10	Mykhailiuk, Svi		1-3	0-1	0-0	0	2	2	1	2	0	0	0	0
42	Mickelson, Hunter		0-2	0-0	5-6	2	4	6	3	5	0	2	2	0
Team						2	4	6						
Totals			24-63	5-15	20-25	16	28	44	18	73	7	11	6	3
FG % 1st Half: 10-37		27.0%	2nd half: 14-26		53.8%	Game: 24-63		38.1%	Deadball					
3FG % 1st Half: 3-8		37.5%	2nd half: 2-7		28.6%	Game: 5-15		33.3%	Rebounds					
FT % 1st Half: 7-10		70.0%	2nd half: 13-15		86.7%	Game: 20-25		80.0%	Totals					

Oklahoma 75 • 21-9, 12-6

##	Player	Total		3-Ptr	Rebounds			PF	TP	A TO Blk Stl				Min
		FG-FGA	FG-FGA		FT-FTA	Off	Def							
00	Spangler, Ryan	f	4-8	0-0	1-2	4	7	11	2	9	0	1	1	0
35	Thomas, TaShawn	f	4-10	0-0	5-6	3	3	6	3	13	0	3	0	0
10	Woodard, Jordan	g	2-6	0-2	2-2	0	2	2	2	6	3	0	0	4
11	Cousins, Isaiah	g	6-13	2-3	2-3	0	3	3	3	16	4	2	0	2
24	Hield, Buddy	g	6-20	2-7	4-5	3	4	7	1	18	2	1	0	1
01	Booker, Frank		2-7	2-6	0-0	0	1	1	1	6	0	1	0	0
02	Walker, Dinjiyl		0-1	0-0	0-0	0	0	0	1	0	0	0	0	0
12	Lattin, Khadeem		1-2	0-0	2-2	4	3	7	4	4	0	0	2	1
31	Bennett, D.J.		1-1	0-0	1-2	0	0	0	0	3	0	0	1	0
Team						4	3	7			1			
Totals			26-68	6-18	17-22	18	26	44	17	75	9	9	4	8
FG % 1st Half: 12-31		38.7%	2nd half: 14-37		37.8%	Game: 26-68		38.2%	Deadball					
3FG % 1st Half: 4-8		50.0%	2nd half: 2-10		20.0%	Game: 6-18		33.3%	Rebounds					
FT % 1st Half: 4-7		57.1%	2nd half: 13-15		86.7%	Game: 17-22		77.3%	Totals					

Officials: Tom O'Neill, Terry Oglesby, Mark Whitehead
Technical fouls: Kansas=None. Oklahoma=None.
Attendance: 12104
Estimated Attendance: 10098

Score by periods	1st	2nd	Total
Kansas	30	43	73
Oklahoma	32	43	75

Last FG - KU 2nd-01:57, OU 2nd-00:01.
Largest lead - KU by 4 1st-18:50, OU by 11 1st-05:00.
KU led for 02:33. OU led for 36:16. Game was tied for 01:11.

Score tied - 2 times.
Lead changed - 7 times.

Notes: Regular-season finale... Perry Ellis, Cliff Alexander and Brannen Greene did not play... Career-high-tying 21 points for Mason... Third double-double of the season for Oubre... First career double-double for Lucas... KU career-high 20 minutes for Mickelson.

Game 30 - at #9/10 Kansas 76, #20/20 West Virginia 69 OT (3-3-15)

West Virginia 69 • 22-8, 10-7

##	Player	Total		3-Ptr	Rebounds			PF	TP	A TO Blk Stl				Min
		FG-FGA	FG-FGA		FT-FTA	Off	Def							
01	Holton, Jonathan	f	5-12	2-4	0-0	5	5	10	3	12	1	5	1	1
05	Williams, Devin	f	2-5	0-0	5-9	1	5	6	5	9	1	2	0	1
11	Adrian, Nathan	f	0-2	0-0	0-0	2	1	4	5	0	0	0	0	16
02	Carter, Jevon	f	0-10	0-6	4-6	2	1	3	4	3	1	3	1	3
04	Miles Jr., Dexter	g	8-15	5-9	2-4	2	2	4	4	23	0	4	0	0
00	Paige, Jaysean	g	1-7	1-3	1-4	4	1	5	5	4	1	3	0	3
10	Connor, Chase		0-0	0-0	0-0	0	0	0	0	0	0	0	0	0
12	Phillip, Tarik		4-9	1-3	4-5	2	1	3	3	13	2	3	1	1
20	Watkins, Brandon		0-0	0-0	0-0	0	0	0	1	0	1	1	1	2
21	Williams, BillyDee		0-0	0-0	0-0	0	1	1	1	0	0	0	0	0
45	Macon, Elijah		2-3	0-0	0-0	1	3	4	1	4	1	3	0	0
Team						2	4	6						
Totals			22-63	9-25	16-28	21	25	46	31	69	10	22	4	10
FG % 1st Half: 14-34		41.2%	2nd half: 6-25		24.0%	OT: 2-4		50.0%	Game: 22-63					
3FG % 1st Half: 4-10		40.0%	2nd half: 3-11		27.3%	OT: 2-4		50.0%	Game: 9-25					
FT % 1st Half: 8-14		57.1%	2nd half: 4-8		50.0%	OT: 4-6		66.7%	Game: 16-28					

Kansas 76 • 24-6, 13-4

##	Player		Total			3-Ptr	Rebounds			PF	TP	A TO Blk Stl				Min
			FG-FGA	FG-FGA	FT-FTA		Off	Def	Tot							
31	Traylor,Jamari	f	5-9	0-0	4-7	6	3	9	4	14	1	0	0	2	30	
34	Ellis,Perry	f	1-4	0-1	2-2	0	1	1	1	4	1	0	0	0	17	
00	Mason III, Frank	g	4-10	0-2	11-12	0	7	7	2	19	3	1	0	3	42	
01	Selden Jr., Wayne	g	2-7	0-4	0-2	0	2	2	0	4	2	5	1	1	37	
05	Garrett, Christian	g	0-0	0-0	0-0	0	0	0	0	1	0	0	0	0	2	
14	Graham,Devonte'		2-5	0-1	6-8	0	1	1	2	10	1	4	0	1	22	
10	Mykhailiuk,Svi		0-0	0-0	0-0	0	0	0	0	0	0	0	0	0	3	
12	Oubre Jr., Kelly		5-7	0-2	2-2	1	2	3	5	12	0	2	0	2	19	
14	Greene,Brannen		0-6	0-5	4-4	1	1	2	1	4	0	1	1	0	14	
33	Lucas, Landen		0-1	0-0	1-2	0	6	6	3	1	0	1	2	1	26	
42	Mickelson, Hunter		2-2	0-0	4-4	0	2	2	4	8	1	1	2	3	13	
	Team					0	1	1								
Totals			21-52	0-15	34-43	8	26	34	23	76	9	16	6	13	225	
FG % 1st Half: 7-21			33.3%	2nd half: 10-23	43.5%	OT: 4-7	57.1%	Game: 21-51			41.2%	Deadball				
3FG % 1st Half: 0-7			0.0%	2nd half: 0-8	0.0%	OT: 0-0	0.0%	Game: 0-15			0.0%	Rebounds				
FT % 1st Half: 12-14			85.7%	2nd half: 13-17	76.5%	OT: 9-12	75.0%	Game: 34-43			79.1%	6				

Game 33 - #9/10 Kansas 62, #16/16 Baylor 52 (3-13-15, Kansas City, Missouri)

Baylor 52 • 24-9, 11-7

##	Player	Total		3-Ptr		Rebounds			PF	TP	A	TO	Blk	Stl	Min
		FG-FGA	FT-FTA	FG-FGA	FT-FTA	Off	Def	Tot							
00	O'Neale, Royce	f	3-12	0-5	2-2	2	2	4	3	8	1	2	0	2	38
02	Gathers, Rico	f	3-7	0-0	5-8	6	7	13	5	11	0	5	1	2	29
35	Motley, Johnathan	f	2-8	0-1	1-2	4	2	6	3	5	1	1	2	1	27
01	Chery, Kenny	g	7-14	4-7	2-4	1	4	5	2	20	1	0	0	1	37
11	Medford, Lester	g	2-5	0-2	0-0	0	1	1	3	4	1	3	1	3	30
21	Prince, Taurean		1-11	0-7	0-0	0	3	3	4	2	0	3	1	3	22
24	Wainright, Ishmail		0-0	0-0	0-0	0	2	2	1	0	0	1	0	0	5
25	Freeman, Al		1-1	0-0	0-0	0	0	0	2	2	2	2	0	1	12
Team						1	0	1							
Totals			19-58	4-22	10-16	14	21	35	23	52	6	17	5	13	200

FG % 1st Half: 5-25 20.0%

2nd half: 14-33 42.4%

Game: 19-58 32.8%

3FG % 1st Half: 1-10 10.0%

2nd half: 3-12 25.0%

Game: 4-22 18.2%

FT % 1st Half: 7-10 70.0%

2nd half: 3-6 50.0%

Game: 10-16 62.5%

Deadball Rebounds 3

Kansas 62 • 26-7, 13-5

##	Player	Total		3-Ptr		Rebounds			PF	TP	A	TO	Blk	Stl	Min
		FG-FGA	FT-FTA	FG-FGA	FT-FTA	Off	Def	Tot							
33	Lucas, Landen	f	1-2	0-0	2-2	0	6	6	3	4	1	2	2	0	25
34	Ellis, Perry	f	4-11	1-2	2-2	3	3	6	2	11	0	2	0	0	26
00	Mason III, Frank	g	3-11	0-2	2-3	1	1	2	2	8	4	2	0	2	33
01	Selden Jr., Wayne	g	7-9	0-2	6-12	1	7	8	0	20	3	2	0	0	31
12	Oubre Jr., Kelly	g	2-6	1-3	4-4	0	5	5	2	9	1	3	0	1	29
04	Graham, Devonte'		2-3	0-0	0-0	0	1	1	1	4	0	2	0	0	11
14	Greene, Brannen		1-3	1-3	0-0	0	2	2	1	3	1	0	0	2	17
15	Garrett, Christian		0-0	0-0	0-0	0	0	0	0	0	0	0	0	0	0+
31	Traylor, Jamari		0-2	0-0	1-4	2	3	5	2	1	1	3	0	2	22
42	Mickelson, Hunter		1-2	0-0	0-0	1	0	1	0	2	0	1	2	2	6
Team						3	0	3							
Totals			21-49	3-12	17-27	11	28	39	13	62	11	18	4	9	200

FG % 1st Half: 11-29 37.9%

2nd half: 10-20 50.0%

Game: 21-49 42.9%

3FG % 1st Half: 2-7 28.6%

2nd half: 1-5 20.0%

Game: 3-12 25.0%

FT % 1st Half: 2-4 50.0%

2nd half: 15-23 65.2%

Game: 17-27 63.0%

Deadball Rebounds 6

Officials: Joe DeRosa, Mike Stuart, Kip Kissinger

Technical fouls: Baylor-None. Kansas-None.

Attendance: 18972

2015 Phillips 66 Big 12 Championship Semifinals

BU #02 Rico Gathers fouled out with :43 remaining in the game.

Score by periods	1st	2nd	Total
Baylor	18	34	52
Kansas	26	36	62

Points

BU

KU

In Paint

24

24

Off T/O

16

15

2nd Chance

5

8

Fast Break

10

6

Bench

4

10

Last FG - BU 2nd-00:02, KU 2nd-02:46.

Largest lead - BU by 2 1st-07:11, KU by 15 2nd-16:42.

Score tied - 2 times.

Lead changed - 4 times.

Game 34 - #13/15 Iowa State 70, #9/10 Kansas 66 (3-14-15, Kansas City, Missouri)

Iowa State 70 • 25-8, 12-6

##	Player	Total		3-Ptr		Rebounds			PF	TP	A	TO	Blk	Stl	Min
		FG-FGA	FT-FTA	FG-FGA	FT-FTA	Off	Def	Tot							
01	McKay, Jameel	f	5-7	0-0	1-4	2	6	8	0	11	0	0	0	2	29
22	Hogue, Dustin	f	0-3	0-1	2-2	4	4	8	4	2	0	1	0	1	25
31	Niang, Georges	f	9-18	1-4	0-0	2	3	5	4	19	2	2	1	1	36
11	Morris, Monté	g	2-9	0-2	7-8	0	1	1	2	11	6	0	0	2	33
15	Long, Naz	g	2-7	0-4	2-2	0	6	6	3	6	1	0	0	0	30
02	Nader, Abdel		5-9	1-4	2-3	2	2	4	0	13	0	0	1	0	25
13	Dejean-Jones, Bryce		3-7	0-1	1-3	1	1	2	3	7	0	1	0	1	17
21	Thomas, Matt		0-0	0-0	1-2	0	0	0	0	1	0	2	0	0	5
Team						0	3	3							
Totals			26-60	2-16	16-24	11	26	37	16	70	9	6	2	7	200

FG % 1st Half: 10-29 34.5%

2nd half: 16-31 51.6%

Game: 26-60 43.3%

3FG % 1st Half: 1-11 9.1%

2nd half: 1-5 20.0%

Game: 2-16 12.5%

FT % 1st Half: 2-4 50.0%

2nd half: 14-20 70.0%

Game: 16-24 66.7%

Deadball Rebounds 4

Kansas 66 • 26-8, 13-5

##	Player	Total		3-Ptr		Rebounds			PF	TP	A	TO	Blk	Stl	Min
		FG-FGA	FT-FTA	FG-FGA	FT-FTA	Off	Def	Tot							
33	Lucas, Landen	f	3-3	0-0	0-0	2	3	5	2	6	0	0	0	0	24
34	Ellis, Perry	f	2-10	1-2	2-2	2	7	9	3	7	1	2	0	0	30
00	Mason III, Frank	g	2-11	1-3	8-9	0	4	4	1	13	4	1	0	0	36
01	Selden Jr., Wayne	g	8-12	1-2	8-8	1	4	5	5	25	0	2	0	0	35
12	Oubre Jr., Kelly	g	1-3	0-1	1-1	0	2	2	2	3	0	3	0	0	17
04	Graham, Devonte'		2-6	1-1	2-3	0	3	3	2	7	4	1	0	0	24
10	Mykhailiuk, Svi		0-0	0-0	0-0	0	0	0	0	0	0	0	0	0	0+
14	Greene, Brannen		1-4	1-3	0-0	0	0	0	1	3	1	3	0	2	16
31	Traylor, Jamari		0-1	0-0	0-0	1	1	2	0	0	0	0	0	0	10
42	Mickelson, Hunter		1-3	0-0	0-0	1	1	2	3	2	0	1	1	0	8
Team						0	2	2							
Totals			20-53	5-12	21-23	7	27	34	19	66	10	13	1	2	200

FG % 1st Half: 15-34 44.1%

2nd half: 5-19 26.3%

Game: 20-53 37.7%

3FG % 1st Half: 3-7 42.9%

2nd half: 2-5 40.0%

Game: 5-12 41.7%

FT % 1st Half: 4-4 100.0

2nd half: 17-19 89.5%

Game: 21-23 91.3%

Deadball Rebounds 2

Officials: John Higgins, Joe DeRosa, Doug Simmons

Technical fouls: Iowa State-None. Kansas-None.

Attendance: 19075

2015 Phillips 66 Big 12 Championship Game

Most Outstanding Player: Georges Niang (ISU)

All-Tournament Team: Monte Morris (ISU), Wayne Selden (KU), Buddy Hield (OU), Rico Gathers (BU)

Score by periods	1st	2nd	Total
Iowa State	23	47	70
Kansas	37	29	66

Points

ISU

KU

In Paint

46

22

Off T/O

22

7

2nd Chance

10

8

Fast Break

6

4

Bench

21

12

Last FG - ISU 2nd-04:41, KU 2nd-00:04.

Largest lead - ISU by 7 2nd-05:28, KU by 17 2nd-19:34.

Score tied - 5 times.

Lead changed - 4 times.

Notes: Big 12 Championship semifinals at Sprint Center... KU improves to 10-4 against Associated Press-ranked teams, the most KU wins versus ranked teams in a single season... Career-high eight rebounds for Selden... Ellis returns following a knee injury where he missed two games.

Notes: Big 12 Championship title game at Sprint Center... Kansas falls to 19-2 when leading at halftime in 2014-15... Selden posts a career-high 25 points and records his second-straight 20-point contest. It was his fourth 20-point effort this season and seventh of his career... Ellis moves into 40th on the KU career scoring list with 1,131 points.

POSTSEASON HISTORY

POSTSEASON RECORD

NCAA Tournament	W-L
NCAA Tournament Total	96-42
! In 1st games played	38-6
^ In 2nd games played	21-9
In Round of 16 Games	20-10
In Final Eight Games	14-6
* In Final Four Games	12-13
# In District Playoff Games	2-2

! Includes Sweet 16 games through 1974
^ Since 1981
* Includes consolation games
Does not count in tournament totals

National Invitational Tournament	W-L
N.I.T. Total	3-2
(Appearances 1968: 3-1; 1969: 0-1)	

U.S. Olympic Playoffs	W-L
Olympic Playoff Total	5-3
In District Playoffs	3-0
In Finals	2-3

NCAA TOURNAMENT APPEARANCES

YEAR (REGION)	YEAR (REGION)
1940 (Western)	1942 (Western)
1952 (Midwest)	1953 (Midwest)
1957 (Midwest)	1960 (Midwest)
1966 (Midwest)	1967 (Midwest)
1971 (Midwest)	1974 (Midwest)
1975 (Midwest)	1978 (West)
1981 (Midwest)	1984 (Midwest)
1985 (Southeast)	1986 (Midwest)
1987 (Southeast)	1988 (Midwest)
1990 (East)	1991 (Southeast)
1992 (Midwest)	1993 (Midwest)
1994 (Southeast)	1995 (Midwest)
1996 (West)	1997 (Southeast)
1998 (Midwest)	1999 (Midwest)
2000 (East)	2001 (Midwest)
2002 (Midwest)	2003 (West)
2004 (St. Louis)	2005 (Syracuse)
2006 (Oakland)	2007 (San Jose)
2008 (Midwest)	2009 (Midwest)
2010 (Midwest)	2011 (Southwest)
2012 (Midwest)	2013 (South)
2014 (South)	2015 (Midwest)

NCAA TOURNAMENT TITLES

1952	1988	2008
------	------	------

ROUND OF 16 GAMES

1940	1942	1952	1953
1957	1960	1966	1967
1971	1974	1981	1986
1987	1988	1991	1993
1994	1995	1996	1997
2001	2002	2003	2004
2007	2008	2009	2011
2012	2013		

FINAL FOUR APPEARANCES

1940 (Western)	1952 (Midwest)
1953 (Midwest)	1957 (Midwest)
1971 (Midwest)	1974 (Midwest)
1986 (Midwest)	1988 (Midwest)
1991 (Southeast)	1993 (Midwest)
2002 (Midwest)	2003 (West)
2008 (Midwest)	2012 (Midwest)

44

NCAA TOURNAMENT APPEARANCES

3

NCAA TOURNAMENT TITLES

30

SWEET 16 APPEARANCES

14

FINAL FOUR APPEARANCES

1936 OLYMPIC PLAYOFFS (3-2)		
3-13	Kansas 33	Washburn 30 at Kansas City, Mo. (Olympic District Playoff)
3-14	Kansas 34	Oklahoma State 28 at Kansas City, Mo. (Olympic District Playoff)
3-25	Kansas 39	Utah State 37 at Kansas City, Mo. (Olympic Playoff)
3-26	Utah State 42	Kansas 37 at Kansas City, Mo. (Olympic Playoff)
3-28	Utah State 50	Kansas 31 at Kansas City, Mo. (Olympic Playoff)

1940 NCAA DISTRICT/TOURNAMENT (3-1 OVERALL, 2-1 NCAA TOURNAMENT PLAY)		
3-16	Kansas 45	Oklahoma State 43 at Oklahoma City, Okla. (District Playoff)
3-22	Kansas 50	Rice 43 at Kansas City, Mo. (Western Regional)
3-23	Kansas 43	USC 42 at Kansas City, Mo. (Western Championship)
3-30	Indiana 60	Kansas 42 at Kansas City, Mo. (NCAA Championship)

1942 NCAA DISTRICT/TOURNAMENT (2-1 OVERALL, 1-1 NCAA TOURNAMENT PLAY)		
3-17	Kansas 38	Oklahoma State 28 at Kansas City, Mo. (District Playoff)
3-20	Colorado 46	Kansas 44 at Kansas City, Mo. (Western Regional)
3-21	Kansas 55	Rice 53 at Kansas City, Mo. (Western Consolation)

1946 NCAA DISTRICT/TOURNAMENT (0-1 IN DISTRICT PLAYOFF PLAY)		
3-18	Oklahoma State 49	Kansas 38 at Kansas City, Mo. (District Playoff)

1950 NCAA DISTRICT/TOURNAMENT (0-1 IN DISTRICT PLAYOFF PLAY)		
3-14	Bradley 59	Kansas 57 at Kansas City, Mo. (District Playoff)

1952 NCAA TOURNAMENT (4-0)		
3-21	Kansas 68	Texas Christian 64 at Kansas City, Mo. (Midwest Regional)
3-22	Kansas 74	St. Louis 55 at Kansas City, Mo. (Midwest Finals)
3-25	Kansas 74	Santa Clara 55 at Seattle, Wash. (NCAA Semifinals)
3-26	Kansas 80	St. John's 63 at Seattle, Wash. (NCAA Championship)

1952 OLYMPIC PLAYOFFS (2-1)		
3-30	Kansas 92	Southwest Missouri St.65 at Kansas City, Mo. (Olympic District)
3-31	Kansas 70	La Salle 65 at New York, N.Y. (Olympic Semifinals)
4-1	Peoria 62	Kansas 60 at New York, N.Y. (Olympic Championship)

1953 NCAA TOURNAMENT (3-1)		
3-13	Kansas 73	Oklahoma City 65 at Manhattan, Kan. (Midwest Regional)
3-14	Kansas 61	Oklahoma State 55 at Manhattan, Kan. (Midwest Finals)
3-17	Kansas 79	Washington 53 at Kansas City, Mo. (NCAA Semifinals)
3-19	Indiana 69	Kansas 68 at Kansas City, Mo. (NCAA Championship)

1957 NCAA TOURNAMENT (3-1)		
3-15	Kansas 73	SMU 65 (OT) at Dallas, Texas (Midwest Regional)
3-16	Kansas 81	Oklahoma City 61 at Dallas, Texas (Midwest Finals)
3-22	Kansas 80	San Francisco 56 at Kansas City, Mo. (NCAA Semifinals)
3-23	North Carolina 54	Kansas 53 (3 OT) at Kansas City, Mo. (NCAA Championship)

1960 NCAA TOURNAMENT (1-1)		
3-11	Kansas 90	Texas 81 at Manhattan, Kan. (Midwest Regional)
3-12	Cincinnati 82	Kansas 71 at Manhattan, Kan. (Midwest Finals)

1966 NCAA TOURNAMENT (1-1)		
3-11	Kansas 76	SMU 70 at Lubbock, Texas (Midwest Regional)
3-12	Texas Western 81	Kansas 80 (2 OT) at Lubbock, Texas (Midwest Finals)

1967 NCAA TOURNAMENT (1-1)		
3-17	Houston 66	Kansas 53 at Lawrence, Kan. (Midwest Regional)
3-18	Kansas 70	Louisville 68 at Lawrence, Kan. (Midwest Consolation)

1968 NIT (3-1)		
3-15	Kansas 82	Temple 76 at New York, N.Y. (First Round)
3-18	Kansas 55	Villanova 49 at New York, N.Y. (Quarterfinals)
3-21	Kansas 58	St. Peter's 46 at New York, N.Y. (Semifinals)
3-23	Dayton 61	Kansas 48 at New York, N.Y. (Finals)

1969 NIT (0-1)		
3-16	Boston College 78	Kansas 62 at New York, N.Y. (First Round)

1971 NCAA TOURNAMENT (2-2)		
3-18	Kansas 78	Houston 77 at Wichita, Kan. (Midwest Regional)
3-20	Kansas 73	Drake 71 at Wichita, Kan. (Midwest Finals)
3-25	UCLA 68	Kansas 60 at Houston, Texas (NCAA Semifinals)
3-27	Western Kentucky 77	Kansas 75 at Houston, Texas (NCAA Consolation)

1974 NCAA TOURNAMENT (2-2)		
3-14	Kansas 55	Creighton 54 at Tulsa, Okla. (Midwest Regional)
3-16	Kansas 93	Oral Roberts 90 at Tulsa, Okla. (Midwest Finals)
3-23	Marquette 64	Kansas 51 at Greensboro, N.C. (NCAA Semifinals)
3-25	UCLA 78	Kansas 61 at Greensboro, N.C. (NCAA Consolation)

1975 NCAA TOURNAMENT (0-1)		
3-15	Notre Dame 77	Kansas 71 at Tulsa, Okla. (Midwest Regional)

1978 NCAA TOURNAMENT (0-1)		
3-11	UCLA 83	Kansas 76 at Eugene, Ore. (West Regional)

1981 NCAA TOURNAMENT (2-1)

3-13 . . . (7) . . . Kansas 69 (10) . . . Mississippi 66 at Wichita, Kan. (Midwest Sub-Regional)
 3-15 Kansas 88 (2) . . . Arizona State 71 at Wichita, Kan. (Midwest Sub-Regional)
 3-20 . . . (4) . . . Wichita State 66 Kansas 65 at New Orleans, La. (Midwest Regional)

1984 NCAA TOURNAMENT (1-1)

3-16 . . . (5) . . . Kansas 57 (12) . . . Alcorn State 56 at Lincoln, Neb. (Midwest Sub-Regional)
 3-18 . . . (4) . . . Wake Forest 69 Kansas 59 at Lincoln, Neb. (Midwest Sub-Regional)

1985 NCAA TOURNAMENT (1-1)

3-14 . . . (3) . . . Kansas 49 (14) . . . Ohio 38 at South Bend, Ind. (Southeast Sub-Regional)
 3-16 . . . (1) . . . Auburn 66 Kansas 64 at South Bend, Ind. (Southeast Sub-Regional)

1986 NCAA TOURNAMENT (4-1)

3-13 . . . (1) . . . Kansas 71 (16) . . . N. Carolina A&T 46 at Dayton, Ohio (Midwest Sub-Regional)
 3-15 Kansas 65 (9) . . . Temple 43 at Dayton, Ohio (Midwest Sub-Regional)
 3-21 Kansas 96 (5) . . . Michigan State 86 (OT) at Kansas City, Mo. (Midwest Regional Semifinals)
 3-23 Kansas 75 (6) . . . N.C. State 67 at Kansas City, Mo. (Midwest Regional Finals)
 3-29 . . . (1) . . . Duke 71 Kansas 67 at Dallas, Texas (NCAA Semifinals)

1987 NCAA TOURNAMENT (2-1)

3-13 . . . (5) . . . Kansas 66 (12) . . . Houston 55 at Atlanta, Ga. (Southeast Sub-Regional)
 3-15 Kansas 67 (13) . . . Missouri State 63 at Atlanta, Ga. (Southeast Sub-Regional)
 3-19 . . . (1) . . . Georgetown 70 Kansas 57 at Louisville, Ky. (Southeast Regional)

1988 NCAA TOURNAMENT (6-0)

3-18 . . . (6) . . . Kansas 85 (11) . . . Xavier 72 at Lincoln, Neb. (Midwest Sub-Regional)
 3-20 Kansas 61 (14) . . . Murray State 58 at Lincoln, Neb. (Midwest Sub-Regional)
 3-25 Kansas 77 (7) . . . Vanderbilt 64 at Pontiac, Mich. (Midwest Regional)
 3-27 Kansas 71 (4) . . . Kansas State 58 at Pontiac, Mich. (Midwest Regional)
 4-2 Kansas 66 (2) . . . Duke 59 at Kansas City, Mo. (NCAA Semifinals)
 4-4 Kansas 83 (1) . . . Oklahoma 79 at Kansas City, Mo. (NCAA Finals)

1990 NCAA TOURNAMENT (1-1)

3-16 . . . (2) . . . Kansas 79 (15) . . . Robert Morris 71 at Atlanta, Ga. (East Sub-Regional)
 3-18 . . . (7) . . . UCLA 71 Kansas 70 at Atlanta, Ga. (East Sub-Regional)

1991 NCAA TOURNAMENT (5-1)

3-14 . . . (3) . . . Kansas 54 (14) . . . New Orleans 49 at Louisville, Ky. (Southeast Sub-Regional)
 3-16 Kansas 77 (6) . . . Pittsburgh 66 at Louisville, Ky. (Southeast Sub-Regional)
 3-21 Kansas 83 (2) . . . Indiana 65 at Charlotte, N.C. (Southeast Regional)
 3-23 Kansas 93 (1) . . . Arkansas 81 at Charlotte, N.C. (Southeast Regional)
 3-30 Kansas 79 (1) . . . North Carolina 73 at Indianapolis, Ind. (NCAA Semifinals)
 4-1 . . . (2) . . . Duke 72 Kansas 65 at Indianapolis, Ind. (NCAA Finals)

1992 NCAA TOURNAMENT (1-1)

3-20 . . . (1) . . . Kansas 100 (16) . . . Howard 67 at Dayton, Ohio (Midwest Sub-Regional)
 3-22 . . . (9) . . . Texas-El Paso 66 Kansas 60 at Dayton, Ohio (Midwest Sub-Regional)

1993 NCAA TOURNAMENT (4-1)

3-18 . . . (2) . . . Kansas 94 (15) . . . Ball State 72 at Chicago, Ill. (Midwest Sub-Regional)
 3-20 Kansas 90 (7) . . . Brigham Young 76 at Chicago, Ill. (Midwest Sub-Regional)
 3-25 Kansas 93 (6) . . . California 76 at St. Louis, Mo. (Midwest Regional)
 3-27 Kansas 83 (1) . . . Indiana 77 at St. Louis, Mo. (Midwest Regional)
 4-3 . . . (1) . . . North Carolina 78 Kansas 68 at New Orleans, La. (NCAA Semifinals)

1994 NCAA TOURNAMENT (2-1)

3-17 . . . (4) . . . Kansas 102 (13) . . . Chattanooga 73 at Lexington, Ky. (Southeast Sub-Regional)
 3-19 Kansas 69 (5) . . . Wake Forest 58 at Lexington, Ky. (Southeast Sub-Regional)
 3-24 . . . (1) . . . Purdue 83 Kansas 78 at Knoxville, Tenn. (Southeast Regional)

1995 NCAA TOURNAMENT (2-1)

3-16 . . . (1) . . . Kansas 82 (16) . . . Colgate 68 at Dayton, Ohio (Midwest Sub-Regional)
 3-18 Kansas 75 (8) . . . Western Kentucky 70 at Dayton, Ohio (Midwest Sub-Regional)
 3-24 . . . (4) . . . Virginia 67 Kansas 58 at Kansas City, Mo. (Midwest Regional)

1996 NCAA TOURNAMENT (3-1)

3-15 . . . (2) . . . Kansas 92 (15) . . . S.C. State 54 at Tempe, Ariz. (West Sub-Regional)
 3-17 Kansas 76 (10) . . . Santa Clara 51 at Tempe, Ariz. (West Sub-Regional)
 3-22 Kansas 83 (3) . . . Arizona 80 at Denver, Colo. (West Regional)
 3-24 . . . (4) . . . Syracuse 60 Kansas 57 at Denver, Colo. (West Regional)

1997 NCAA TOURNAMENT (2-1)

3-13 . . . (1) . . . Kansas 78 (16) . . . Jackson State 64 at Memphis, Tenn. (Southeast Sub-Regional)
 3-15 Kansas 75 (8) . . . Purdue 61 at Memphis, Tenn. (Southeast Sub-Regional)
 3-21 . . . (4) . . . Arizona 85 Kansas 82 at Birmingham, Ala. (Southeast Regional)

1998 NCAA TOURNAMENT (1-1)

3-13 . . . (1) . . . Kansas 110 (16) . . . Prairie View A&M 52 at Oklahoma City, Okla. (Midwest Sub-Regional)
 3-15 . . . (8) . . . Rhode Island 80 Kansas 75 at Oklahoma City, Okla. (Midwest Sub-Regional)

(Team seed in parenthesis)

1999 NCAA TOURNAMENT (1-1)

3-12 . . . (6) . . . Kansas 95 (11) . . . Evansville 74 at New Orleans, La. (Midwest Sub-Regional)
 3-14 . . . (3) . . . Kentucky 92 Kansas 88 (OT) at New Orleans, La. (Midwest Sub-Regional)

2000 NCAA TOURNAMENT (1-1)

3-17 . . . (8) . . . Kansas 81 (9) . . . DePaul 77 (OT) at Winston Salem, N.C. (East Sub-Regional)
 3-19 . . . (1) . . . Duke 69 Kansas 64 at Winston Salem, N.C. (East Sub-Regional)

2001 NCAA TOURNAMENT (2-1)

3-16 . . . (4) . . . Kansas 99 (13) . . . CS Northridge 75 at Dayton, Ohio (Midwest Sub-Regional)
 3-18 Kansas 87 (5) . . . Syracuse 58 at Dayton, Ohio (Midwest Sub-Regional)
 3-23 . . . (1) . . . Illinois 80 Kansas 64 at San Antonio, Texas (Midwest Regional)

2002 NCAA TOURNAMENT (4-1)

3-14 . . . (1) . . . Kansas 70 (16) . . . Holy Cross 59 at St. Louis, Mo. (Midwest Sub-Regional)
 3-16 Kansas 86 (8) . . . Stanford 63 at St. Louis, Mo. (Midwest Sub-Regional)
 3-22 Kansas 73 (4) . . . Illinois 69 at Madison, Wis. (Midwest Regional)
 3-24 Kansas 104 (2) . . . Oregon 86 at Madison, Wis. (Midwest Regional)
 3-30 . . . (1) . . . Maryland 97 Kansas 88 at Atlanta, Ga. (NCAA Semifinals)

2003 NCAA TOURNAMENT (5-1)

3-20 . . . (2) . . . Kansas 64 (15) . . . Utah State 61 at Oklahoma City, Okla. (West Sub-Regional)
 3-22 Kansas 108 (10) . . . Arizona State 76 at Oklahoma City, Okla. (West Sub-Regional)
 3-27 Kansas 69 (3) . . . Duke 65 at Anaheim, Calif. (West Regional)
 3-29 Kansas 78 (1) . . . Arizona 75 at Anaheim, Calif. (West Regional)
 4-5 Kansas 94 (3) . . . Marquette 61 at New Orleans, La. (NCAA Semifinals)
 4-7 . . . (3) . . . Syracuse 81 Kansas 78 at New Orleans, La. (NCAA Finals)

2004 NCAA TOURNAMENT (3-1)

3-19 . . . (4) . . . Kansas 77 (13) . . . Illinois-Chicago 53 at Kansas City, Mo. (St. Louis Sub-Regional)
 3-21 Kansas 78 (12) . . . Pacific 63 at Kansas City, Mo. (St. Louis Sub-Regional)
 3-26 Kansas 100 (9) . . . UAB 74 at St. Louis, Mo. (St. Louis Regional)
 3-28 . . . (3) . . . Georgia Tech 79 Kansas 71 (ot) at St. Louis, Mo. (St. Louis Regional)

2005 NCAA TOURNAMENT (0-1)

3-18 . . . (14) . . . Bucknell 64 (3) . . . Kansas 63 at Oklahoma City, Okla. (Syracuse Regional)

2006 NCAA TOURNAMENT (0-1)

3-17 . . . (13) . . . Bradley 77 (4) . . . Kansas 73 at Auburn Hills, Mich. (Oakland Regional)

2007 NCAA TOURNAMENT (3-1)

3-16 . . . (1) . . . Kansas 107 (16) . . . Niagara 67 at Chicago, Ill. (West Sub-Regional)
 3-18 Kansas 88 (8) . . . Kentucky 76 at Chicago, Ill. (West Sub-Regional)
 3-22 Kansas 61 (4) . . . Southern Illinois 58 at San Jose, Calif. (West Regional)
 3-24 . . . (2) . . . UCLA 68 Kansas 55 at San Jose, Calif. (West Regional)

2008 NCAA TOURNAMENT (6-0)

3-20 . . . (1) . . . Kansas 85 (16) . . . Portland State 61 at Omaha, Neb. (Midwest Sub-Regional)
 3-22 Kansas 75 (8) . . . UNLV 61 at Omaha, Neb. (Midwest Sub-Regional)
 3-28 Kansas 72 (12) . . . Villanova 57 at Detroit, Mich. (Midwest Regional)
 3-30 Kansas 59 (10) . . . Davidson 57 at Detroit, Mich. (Midwest Regional)
 4-5 Kansas 84 (1) . . . North Carolina 66 at San Antonio, Texas (NCAA Semifinals)
 4-7 Kansas 75 (1) . . . Memphis 68 (ot) at San Antonio, Texas (NCAA Finals)

2009 NCAA TOURNAMENT (2-1)

3-20 . . . (3) . . . Kansas 84 (14) . . . North Dakota State 74 at Minneapolis, Minn. (Midwest Sub-Regional)
 3-22 Kansas 60 (11) . . . Dayton 43 at Minneapolis, Minn. (Midwest Sub-Regional)
 3-27 . . . (2) . . . Michigan State 67 Kansas 62 at Indianapolis, Ind. (Midwest Regional)

2010 NCAA TOURNAMENT (1-1)

3-18 . . . (1) . . . Kansas 90 (16) . . . Lehigh 74 at Oklahoma City, Okla. (Midwest Sub-Regional)
 3-20 . . . (9) . . . Northern Iowa 69 Kansas 67 at Oklahoma City, Okla. (Midwest Sub-Regional)

2011 NCAA TOURNAMENT (3-1)

3-18 . . . (1) . . . Kansas 72 (16) . . . Boston 53 at Tulsa, Okla. (Southwest Sub-Regional)
 3-20 Kansas 73 (9) . . . Illinois 59 at Tulsa, Okla. (Southwest Sub-Regional)
 3-25 Kansas 77 (12) . . . Richmond 57 at San Antonio, Texas (Southwest Regional)
 3-27 . . . (11) . . . VCU 71 Kansas 61 at San Antonio, Texas (Southwest Regional)

2012 NCAA TOURNAMENT (5-1)

3-16 . . . (2) . . . Kansas 65 (15) . . . Detroit 50 at Omaha, Neb. (Midwest Regional Second Round)
 3-18 Kansas 63 (10) . . . Purdue 60 at Omaha, Neb. (Midwest Regional Third Round)
 3-23 Kansas 60 (11) . . . North Carolina State 57 at St. Louis, Mo. (Midwest Regional Semifinal)
 3-25 Kansas 80 (1) . . . North Carolina 67 at St. Louis, Mo. (Midwest Regional Final)
 3-31 Kansas 64 (2) . . . Ohio State 62 at New Orleans, La. (Final Four)
 4-2 . . . (1) . . . Kentucky 67 Kansas 59 at New Orleans, La. (NCAA Finals)

2013 NCAA TOURNAMENT (2-1)

3-22 . . . (1) . . . Kansas 64 (16) . . . Western Kentucky 57 at Kansas City, Mo. (South Regional Second Round)
 3-24 Kansas 70 (8) . . . North Carolina 58 at Kansas City, Mo. (South Regional Third Round)
 3-29 . . . (4) . . . Michigan 87 Kansas 85 (ot) at Arlington, Texas (South Regional Semifinal)

2014 NCAA TOURNAMENT (1-1)

3-21 . . . (2) . . . Kansas 80 (15) . . . Eastern Kentucky 69 at St. Louis, Mo. (South Regional Second Round)
 3-23 . . . (10) . . . Stanford 60 Kansas 57 at St. Louis, Mo. (South Regional Third Round)

POSTSEASON HISTORY

KANSAS VS. ALL OPPONENTS IN THE NCAA TOURNAMENT

OPPONENT	W-L	LAST
UAB	1-0	2004
Alcorn State	1-0	1984
Arizona	2-1	2003
Arizona State	2-0	2003
Arkansas	1-0	1991
Auburn	0-1	1985
Ball State	1-0	1993
Boston	1-0	2011
Bradley	0-1	2006
Brigham Young	1-0	1993
Bucknell	0-1	2005
California	1-0	1993
Cal State Northridge	1-0	2001
Chattanooga	1-0	1994
Cincinnati	0-1	1960
Colgate	1-0	1995
Colorado	0-1	1942
Creighton	1-0	1974
Davidson	1-0	2008
Dayton	1-0	2009
DePaul	1-0	2000
Detroit	1-0	2012
Drake	1-0	1971
Duke	2-3	2003
Eastern Kentucky	1-0	2014
Evansville	1-0	1999
Georgetown	0-1	1987
Georgia Tech	0-1	2004
Holy Cross	1-0	2002
Houston	2-1	1987
Howard	1-0	1992
Illinois	2-1	2011
Illinois-Chicago	1-0	2004
Indiana	2-2	1993
Jackson State	1-0	1997
Kansas State	1-0	1988
Kentucky	1-2	2012
Lehigh	1-0	2010
Louisville	1-0	1967
Marquette	1-1	2003
Maryland	0-1	2002
Memphis	1-0	2008
Michigan	0-1	2013
Michigan State	1-1	2009
Mississippi	1-0	1981
Murray State	1-0	1988
New Orleans	1-0	1991
North Carolina	4-2	2013
N. Carolina A&T	1-0	1986
N.C. State	2-0	2012
North Dakota State	1-0	2009
Niagara	1-0	2007
Northern Iowa	0-1	2010
Notre Dame	0-1	1975
Ohio	1-0	1985
Ohio State	1-0	2012
Oklahoma	1-0	1988
Oklahoma City	2-0	1957
Oklahoma State	1-0	1953
Oral Roberts	1-0	1974
Oregon	1-0	2002
Pacific	1-0	2004
Pittsburgh	1-0	1991
Portland State	1-0	2008
Prairie View A&M	1-0	1998
Purdue	2-1	2012
Rhode Island	0-1	1998
Rice	2-0	1942
Richmond	1-0	2011
Robert Morris	1-0	1990
St. John's	1-0	1952
St. Louis	1-0	1952
San Francisco	1-0	1957
Stanford	0-1	2014

OPPONENT	W-L	PLAYED
Santa Clara	2-0	1996
S. Carolina State	1-0	1996
Southern Illinois	1-0	2007
USC	1-0	1940
SMU	2-0	1966
Stanford	1-0	2002
Missouri State	1-0	1987
Syracuse	1-2	2003
Temple	1-0	1986
Texas	1-0	1960
Texas Christian	1-0	1952
Texas El-Paso	0-2	1992
UCLA	0-5	2007
UNLV	1-0	2008
Utah State	1-0	2003
Vanderbilt	1-0	1988
VCU	0-1	2011
Villanova	1-0	2008
Virginia	0-1	1995
Wake Forest	1-1	1994
Washington	1-0	1953
W. Kentucky	2-1	2013
Wichita State	0-1	1981
Xavier	1-0	1988

KU'S RECORD VS. SEEDED TEAMS IN NCAA TOURNAMENT PLAY

Vs. Seed	KU's W-L	Last Faced (Opponent)
1	8-8	2012 (Kentucky)
2	5-3	2012 (Ohio State)
3	3-3	2004 (Georgia Tech)
4	3-5	2013 (Michigan)
5	3-0	2001 (Syracuse)
6	3-1	1993 (California)
7	2-1	1993 (BYU)
8	6-1	2013 (North Carolina)
9	4-2	2011 (Illinois)
10	4-1	2014 (Stanford)
11	4-2	2012 (North Carolina State)
12	4-0	2011 (Richmond)
13	4-1	2006 (Bradley)
14	4-1	2009 (North Dakota State)
15	6-0	2014 (Eastern Kentucky)
16	11-0	2013 (Western Kentucky)

KU'S PERFORMANCE AS A SEEDED TEAM IN THE NCAA TOURNAMENT

Seed	KU's W-L	Year(s)
1	29-10	1986, 92, 95, 97, 98, 2002, 07, 08, 10, 11, 13
2	19-6	1990, 93, 96, 2003, 12, 14
3	8-4	1985, 91, 2005, 09
4	7-4	1994, 2001, 04, 06
5	3-2	1984, 87
6	7-1	1988, 99
7	2-1	1981
8	1-1	2000

KU'S FINAL FOUR RECORD

	W-L
Final Four Total	12-13
In The Semifinals	9-5
In The NCAA Finals	3-6
In Consolation Games	0-2
1940 (Second)	1952 (First)
1953 (Second)	1957 (Second)
1971 (Fourth)	1974 (Fourth)
1986 (Third-tie)	1988 (First)
1991 (Second)	1993 (Third-tie)
2002 (Third-tie)	2003 (Second)
2008 (First)	2012 (Second)

KANSAS PLAYERS IN THE NCAA TOURNAMENT

PERRY ELLIS

Opponent	GP	GS	Min	Avg	FG	FGA	Pct	3FG	FGA	Pct	FT	FTA	Pct	Off	Def	Tot	Avg	PF	FO	Ast	TO	Blk	Stl	Pts	Avg
W. Ky. (3.22.13) - W	1	0	12	12.0	3	7	.429	0	0	.000	3	4	.750	0	7	7	7.0	2	0	0	0	0	1	9	9.0
UNC (3.24.13) - W	1	0	8	8.0	1	3	.333	0	0	.000	1	1	1.000	2	0	2	2.0	0	0	0	0	0	0	3	3.0
Michigan (3.29.13) - L	1	0	15	15.0	4	7	.571	0	0	.000	0	1	.000	3	2	5	5.0	0	0	3	2	0	1	8	8.0
E. Ky. (3.21.14) - W	1	1	34	34.0	6	11	.545	0	1	.000	2	4	.500	4	9	13	13.0	2	0	0	2	0	2	14	14.0
Stanford (3.23.14) - L	1	1	26	26.0	3	10	.333	0	0	.000	3	4	.750	3	5	8	8.0	2	0	0	3	0	0	9	9.0
TOTALS	5	2	95	19.0	17	38	.447	0	0	.000	9	14	.642	12	23	35	7.0	6	0	3	7	0	4	43	6.6

CHRISTIAN GARRETT

Opponent	GP	GS	Min	Avg	FG	FGA	Pct	3FG	FGA	Pct	FT	FTA	Pct	Off	Def	Tot	Avg	PF	FO	Ast	TO	Blk	Stl	Pts	Avg
UNC (3.24.13) - W	1	0	0	0.0	0	0	.000	0	0	.000	0	0	.000	0	0	0	0.0	0	0	0	0	0	0	0	0.0

EVAN MANNING

Opponent	GP	GS	Min	Avg	FG	FGA	Pct	3FG	FGA	Pct	FT	FTA	Pct	Off	Def	Tot	Avg	PF	FO	Ast	TO	Blk	Stl	Pts	Avg
UNC (3.24.13) - W	1	0	1	1.0	0	0	.000	0	0	.000	0	0	.000	0	0	0	0.0	0	0	0	1	0	0	0	0.0

FRANK MASON III

Opponent	GP	GS	Min	Avg	FG	FGA	Pct	3FG	FGA	Pct	FT	FTA	Pct	Off	Def	Tot	Avg	PF	FO	Ast	TO	Blk	Stl	Pts	Avg
E. Ky. (3.21.14) - W	1	0	9	9.0	1	1	1.000	0	0	.000	0	2	.000	0	4	4	4.0	0	0	4	1	0	0	2	2.0
Stanford (3.23.14) - L	1	0	22	22.0	0	4	.000	0	3	.000	2	2	1.000	0	2	2	2.0	0	0	2	1	0	1	2	2.0
TOTALS	2	0	31	15.5	1	5	.200	0	3	.000	2	4	.500	0	6	6	3.0	0	0	6	2	0	1	4	2.0

WAYNE SELDEN, JR.

Opponent	GP	GS	Min	Avg	FG	FGA	Pct	3FG	FGA	Pct	FT	FTA	Pct	Off	Def	Tot	Avg	PF	FO	Ast	TO	Blk	Stl	Pts	Avg
E. Ky. (3.21.14) - W	1	1	29	29.0	0	5	.000	0	2	.000	2	4	.500	0	0	0	0.0	2	0	4	1	0	0	2	2.0
Stanford (3.13.14) - L	1	1	18	18.0	1	5	.200	0	1	.000	0	0	.000	1	0	1	1.0	4	0	2	1	0	3	2	2.0
TOTALS	2	2	47	23.5	1	10	.100	0	3	.000	2	4	.500	1	0	1	0.5	6	0	6	2	0	3	4	2.0

TYLER SELF

Opponent	GP	GS	Min	Avg	FG	FGA	Pct	3FG	FGA	Pct	FT	FTA	Pct	Off	Def	Tot	Avg	PF	FO	Ast	TO	Blk	Stl	Pts	Avg
UNC (3.24.13) - W	1	0	0	0.0	0	0	.000	0	0	.000	0	0	.000	0	0	0	0.0	0	0	0	0	0	0	0	0.0

JAMARI TRAYLOR

Opponent	GP	GS	Min	Avg	FG	FGA	Pct	3FG	FGA	Pct	FT	FTA	Pct	Off	Def	Tot	Avg	PF	FO	Ast	TO	Blk	Stl	Pts	Avg
W. Ky. (3.22.13) - W	1	0	7	7.0	1	2	.500	0	0	.000	0	0	.000	0	0	0	0.0	1	0	0	0	0	0	2	2.0
UNC (3.24.13) - W	1	0	1	1.0	0	0	.000	0	0	.000	0	0	.000	0	0	0	0.0	0	0	0	0	0	0	0	0.0
Michigan (3.29.13) - L	1	0	5	5.0	1	1	1.000	0	0	.000	0	0	.000	0	0	0	0.0	0	0	1	0	2	0	2	2.0
E. Ky. (3.21.14) - W	1	0	22	22.0	7	8	.875	0	0	.000	3	5	.600	7	7	14	14.0	2	0	2	2	1	0	17	17.0
Stanford (3.23.14) - L	1	0	25	25.0	1	8	.125	0	0	.000	1	2	.500	2	3	5	5.0	3	0	0	3	0	2	3	3.0
TOTALS	5	0	60	12.0	10	19	.526	0	0	.000	4	7	.571	9	10	19	3.8	6	0	3	5	3	2	24	4.8

LANDEN LUCAS

Opponent	GP	GS	Min	Avg	FG	FGA	Pct	3FG	FGA	Pct	FT	FTA	Pct	Off	Def	Tot	Avg	PF	FO	Ast	TO	Blk	Stl	Pts	Avg
Stanford (3.23.14) - L	1	0	2	2.0	1	1	1.000	0	0	.000	0	0	.000	0	0	0	0.0	0	0	0	0	0	0	2	2.0



2015 NCAA®
Division I

MEN'S BASKETBALL CHAMPIONSHIP BRACKET

PRESENTED BY **BUICK**
Buick is an Official Corporate Partner of the NCAA®

Second Round MARCH 19-20	Third Round MARCH 21-22	Regional Semifinals MARCH 26-27	Regional Finals MARCH 28-29	National Semifinals APRIL 4	Regional Finals MARCH 28-29	Regional Semifinals MARCH 26-27	Third Round MARCH 21-22	Second Round MARCH 19-20
-----------------------------	----------------------------	---------------------------------------	-----------------------------------	-----------------------------------	-----------------------------------	---------------------------------------	----------------------------	-----------------------------

First Four®

16 Manhattan (19-13)
Mar 17, 6:40pm - truTV
16 Hampton (16-17)
Mar 17, 9:10pm - truTV
W

11 Ole Miss (20-12)
Mar 17, approx. 9:10pm - truTV
11 BYU (25-9)
Mar 17, 11:00pm - truTV
W

**First Round*
DAYTON**
MARCH 17-18
S

North Florida (23-11) **16**
Mar 18, 6:40pm - truTV
Robert Morris (19-14) **16**
Mar 18, 9:10pm - truTV
E

Boise St. (25-8) **11**
Mar 18, approx. 9:10pm - truTV
Dayton (25-8) **11**
Mar 18, 11:00pm - truTV
E

1 Kentucky (34-0)

16 Hampton/Manhattan
Mar 19, approx. 9:40pm - CBS

8 Cincinnati (22-10)

9 Purdue (21-12)
Mar 19, approx. 7:10pm - CBS

5 West Virginia (23-9)

12 Buffalo (23-9)
Mar 20, 2:10pm - TNT

4 Maryland (27-6)

13 Valparaiso (28-5)
Mar 20, approx. 4:40pm - TNT

6 Butler (22-10)

11 Texas (20-13)
Mar 19, approx. 2:45pm - CBS

3 Notre Dame (29-5)

14 Northeastern (23-11)
Mar 19, 12:15pm - CBS

7 Wichita St. (28-4)

10 Indiana (20-13)
Mar 20, approx. 2:45pm - CBS

2 Kansas (26-8)

15 New Mexico St. (23-10)
Mar 20, 12:15pm - CBS

1 Wisconsin (31-3)

16 Coastal Caro. (24-9)
Mar 20, approx. 9:20pm - TBS

8 Oregon (25-9)

9 Oklahoma St. (18-13)
Mar 20, approx. 6:50pm - TBS

5 Arkansas (26-8)

12 Wofford (28-6)
Mar 19, approx. 9:50pm - TNT

4 North Carolina (24-11)

13 Harvard (22-7)
Mar 19, approx. 7:20pm - TNT

6 Xavier (21-13)

11 BYU/Ole Miss
Mar 19, approx. 4:10pm - TBS

3 Baylor (24-9)

14 Georgia St. (24-9)
Mar 19, 1:40pm - TBS

7 VCU (26-9)

10 Ohio St. (23-10)
Mar 19, approx. 4:40pm - TNT

2 Arizona (31-3)

15 Texas Southern (22-12)
Mar 19, 2:10pm - TNT

Louisville
Mar 21

Columbus
Mar 22

Pittsburgh
Mar 21

Omaha
Mar 22

MIDWEST

CLEVELAND
March 26 & 28

16 Manhattan (19-13)
Mar 17, 6:40pm - truTV

16 Hampton (16-17)
Mar 17, 9:10pm - truTV

11 Ole Miss (20-12)
Mar 17, approx. 9:10pm - truTV

11 BYU (25-9)
Mar 17, 11:00pm - truTV

Final Four®

INDIANAPOLIS
APRIL 4 AND 6



National Championship

APRIL 6

Villanova (32-2) **1**

Mar 19, approx. 6:50pm - TBS

N. Carolina St. (20-13) **8**

Mar 19, approx. 9:20pm - TBS

UNI (30-3) **5**

Mar 20, 1:40pm - TBS

Wyoming (25-9) **12**

Mar 20, approx. 4:10pm - TBS

Louisville (24-8) **4**

Mar 20, approx. 7:27pm - truTV

Oklahoma (22-10) **3**

Mar 20, approx. 9:57pm - truTV

Boise St./Dayton **11**

Mar 20, approx. 12:40pm - truTV

Michigan St. (23-11) **7**

Mar 20, 12:40pm - truTV

Georgia (21-11) **10**

Mar 20, approx. 3:10pm - truTV

Virginia (29-3) **2**

Mar 20, approx. 7:10pm - CBS

N. Florida/Robert Morris **16**

Mar 20, approx. 9:40pm - CBS

San Diego St. (26-8) **8**

Mar 20, approx. 9:40pm - CBS

St. John's (21-11) **9**

Mar 19, approx. 7:27pm - truTV

Utah (24-8) **5**

Mar 19, approx. 3:10pm - truTV

S.F. Austin (29-4) **12**

Mar 19, approx. 9:57pm - truTV

Georgetown (21-10) **4**

Mar 19, approx. 12:40pm - truTV

Eastern Wash. (26-8) **13**

Mar 19, approx. 7:20pm - TNT

SMU (27-6) **6**

Mar 19, approx. 9:50pm - TNT

UCLA (20-13) **11**

Mar 20, approx. 7:20pm - TNT

Iowa St. (25-8) **3**

Mar 20, approx. 9:50pm - TNT

UAB (19-15) **14**

Mar 20, approx. 7:20pm - TNT

Iowa (21-11) **7**

Mar 20, approx. 9:50pm - TNT

Davidson (24-7) **10**

Mar 20, approx. 7:20pm - TNT

Gonzaga (32-2) **2**

Mar 20, approx. 9:50pm - TNT

North Dakota St. (23-9) **15**

Mar 20, approx. 7:20pm - TNT

Watch the tournament on these networks
or online at NCAA.COM/MARCHMADNESS



ALL TIMES EASTERN

March 19 and 21 second-/third-round sites: Jacksonville, Louisville, Pittsburgh, Portland March 20 and 22 second-/third-round sites: Charlotte, Columbus, Omaha, Seattle, Portland
March 21 and 23 regional sites: Cleveland, Los Angeles, March 27 and 28 regional sites: Houston, Syracuse.

The NCAA opposes all forms of sports wagering.

