



# KANSAS

@kuhoops  
#kuball  
#PayHeed

## KANSAS BASKETBALL GAME NOTES



## KANSAS COMMUNICATIONS

JAYHAWKS

**27-4**

OVERALL

**#1**

RANK (AP)

**Bill Self**

HEAD COACH

**15-3**

BIG 12

**#1**

RANK (COACHES)

**379-82** (.822)

RECORD AT KU, 13TH SEASON



-VS-



**38-10**

BIG 12 CHAMP. RECORD

**9**

BIG 12 CHAMP. TITLES

**Sprint Center**

2016 VENUE

**24-6**

UNDER BILL SELF

**11**

FINALS APPEARANCES

**16-3** (.842)

CHAMP. RECORD AT SPRINT CENTER

CHAMPIONSHIP

## SCHEDULE

OVERALL 27-4 | BIG 12 15-3  
H 17-0 | A 7-3 | N 3-1

DATE	KU RANK	OPP RANK	OPPONENT	TV	TIME/RESULT
N.13	4/5	-/-	NORTHERN COLO. &	JTV/ESPN3	W, 109-72
<i>State Farm Champions Classic (Chicago, Ill. - United Center)</i>					
N.17	4/5	13/13	vs. Michigan State	ESPN	L, 73-79
<i>Maui Jim Maui Invitational (Lahaina, Hawai'i - Lahaina Civic Center)</i>					
N.23	5/7	-/-	vs. Chaminade	ESPNU	W, 123-72
N.24	5/7	-/-	vs. UCLA	ESPN	W, 92-73
N.25	5/7	19/16	vs. Vanderbilt	ESPN	W, 70-63
D.1	4/6	-/-	LOYOLA (MD.)	JTV/ESPN3	W, 94-61
D.5	4/6	-/-	HARVARD	ESPN2	W, 75-69
D.9	2/7	-/-	HOLY CROSS	JTV/ESPN3	W, 92-59
<i>Jayhawk Shootout (Kansas City, Mo. - Sprint Center)</i>					
D.12	2/7	-/-	OREGON STATE	ESPN2	W, 82-67
D.19	2/5	-/-	MONTANA	JTV/ESPN3	W, 88-46
D.22	2/3	-/-	at San Diego State	CBS S.N.	W, 70-57
D.29	2/3	-/-	UC IRVINE	ESPNU	W, 78-53
J.2	2/3	23/21	BAYLOR *	CBS	W, 102-74
J.4	1/2	2/1	OKLAHOMA *	ESPN	W 30T, 109-106
J.9	1/2	rv/rv	at Texas Tech *	ESPNU	W, 69-59
J.12	1/1	11/10	at West Virginia *	ESPN2	L, 63-74
J.16	1/1	-/-	TCU *	ESPN	W, 70-63
J.19	3/3	-/-	at Oklahoma State *	ESPN2	L, 67-86
J.23	3/3	-/-	TEXAS *	ESPN	W, 76-67
J.25	4/3	19/21	at Iowa State *	ESPN	L, 72-85
<i>Big 12 / SEC Challenge (ESPN College GameDay)</i>					
J.30	4/3	20/19	KENTUCKY	ESPN	W OT, 90-84
F.3	7/6	-/-	KANSAS STATE *	ESPN2	W, 77-59
F.6	7/6	-/-	at TCU *	ESPN	W, 75-56
F.9	6/6	10/10	WEST VIRGINIA *	ESPN2	W, 75-65
F.13	6/6	3/3	at Oklahoma *	ESPN	W, 76-72
F.15	2/2	-/-	OKLAHOMA STATE *	ESPN	W, 94-67
F.20	2/2	-/-	at Kansas State *	ESPN2	W, 72-63
F.23	2/2	19/16	at Baylor *	ESPN2	W, 66-60
F.27	2/2	rv/rv	TEXAS TECH *	ESPN	W, 67-58
F.29	1/1	23/22	at Texas *	ESPN	W, 86-56
M.5	1/1	21/20	IOWA STATE *	ESPN	W, 85-78
<i>Phillips 66 Big 12 Championship (Kansas City, Mo. - Sprint Center)</i>					
M.10	1/1/1		K-State / Oklahoma St.	ESPN2	1:30 p.m.
M.11	1/1/1		Semifinals	ESPN2	6 p.m.
M.12	1/1/1		Championship	ESPN	5 p.m.
<i>NCAA Championship</i>					
M.13			Selection Show	CBS	4:30 p.m.

All times Central and subject to change.

Rank: AP Top 25 / USA Today Coaches' Poll / Tourney Seed if applicable

\* Big 12 Conference game

& Maui Jim Maui Invitational Opening Round

## KANSAS STATS

STATS	-VS-	RANKING NCAA / Big 12	
<b>81.8</b>	<b>SCORING</b>	16th	2nd
<b>49.2</b>	<b>FG%</b>	7th	2nd
<b>42.9</b>	<b>3FG%</b>	3rd	2nd
<b>37.9</b>	<b>REBOUNDS</b>	86th	3rd
<b>15.7</b>	<b>ASSISTS</b>	42nd	3rd
<b>4.2</b>	<b>BLOCKS</b>	88th	5th
<b>6.6</b>	<b>STEALS</b>	108th	5th
<b>67.8</b>	<b>SCORING DEFENSE</b>	82nd	4th
<b>39.7</b>	<b>FG% DEFENSE</b>	25th	1st
<b>33.2</b>	<b>3FG% DEFENSE</b>	105th	3rd
<b>+4.9</b>	<b>REBOUND MARGIN</b>	46th	3rd
<b>+1.1</b>	<b>TURNOVER MARGIN</b>	109th	3rd
<b>+1.3</b>	<b>AST-TO RATIO</b>	52nd	3rd

## GAME 32 KANSAS vs. KSU/OSU

Phillips 66 Big 12 Championship Quarterfinals  
Kansas City, Mo. · Sprint Center (18,972)  
1:30 p.m. CST · Thursday, March 10, 2016

## KU SERIES AT A GLANCE

<b>OVERALL</b>	<b>190-93</b>
Neutral	27-11
Big 12 Championship (Sprint Center)	14-7 (2-0)
Bill Self vs. K-State (at KU)	26-5 (25-5)
Bruce Weber vs. Kansas (at KSU)	2-8 (same)
Current KU Streak (Neutral)	W2 (W11)

## KU SERIES AT A GLANCE

<b>OVERALL</b>	<b>111-57</b>
Neutral	15-12
Big 12 Championship (Sprint Center)	5-2 (2-0)
Bill Self vs. Oklahoma State (at KU)	15-11 (14-8)
Travis Ford vs. Kansas (at OSU)	5-10 (same)
Current KU Streak (Neutral)	W1 (W3)



TV: ESPN2  
Play-by-Play: Brent Musburger  
Analyst: Fran Fraschilla  
Reporter: Holly Rowe

## JAYHAWK RADIO NETWORK

Radio: IMG Jayhawk Radio Network  
Webcast: KUAthletics.com/Radio  
Play-by-Play: Bob Davis  
Analyst: Greg Gurley  
Producer/Engineer: Bob Newton

## PROBABLE STARTERS

<b>0 MASON III</b> JR • GUARD	<b>4 GRAHAM</b> SO • GUARD	<b>1 SELDEN JR.</b> JR • GUARD	<b>34 ELLIS</b> SR • FORWARD	<b>33 LUCAS</b> JR • FORWARD
MIN <b>33.1</b>	MIN <b>32.3</b>	MIN <b>29.5</b>	MIN <b>30.4</b>	MIN <b>16.8</b>
PPG <b>13.4</b>	PPG <b>11.2</b>	PPG <b>13.4</b>	PPG <b>16.5</b>	PPG <b>5.3</b>
FG% <b>43.7%</b>	FG% <b>45.9%</b>	FG% <b>47.2%</b>	FG% <b>52.1%</b>	FG% <b>60.7%</b>
3FG% <b>41.3%</b>	3FG% <b>43.7%</b>	3FG% <b>41.8%</b>	REB <b>6.0</b>	REB <b>6.3</b>
AST <b>4.6</b>	AST <b>3.5</b>	AST <b>2.5</b>	BLK <b>0.5</b>	BLK <b>0.7</b>

## COMMUNICATIONS

### CHRIS THEISEN

Asst. AD for Comm.

e theisen@ku.edu

c 785.331.9356

### BRIAN KARST

Asst. Comm. Director

e brian.karst@ku.edu

c 785.551.0355



## BIG 12 CHAMPIONSHIP GAME-BY-GAME

DATE	ROUND	KU SEED	OPP. SEED	OPPONENT	RESULT	SITE
M.7.97	QF	1	8	Oklahoma State	W 74-59	Kansas City
M.8.97	SF	1	4	Iowa State	W 72-48	Kansas City
M.9.97	F	1	10	Missouri	W 87-60	Kansas City
M.6.98	QF	1	8	Kansas State	W 68-61	Kansas City
M.7.98	SF	1	4	Nebraska	W 91-59	Kansas City
M.8.98	F	1	3	Oklahoma	W 72-58	Kansas City
M.5.99	QF	3	6	Nebraska	W 77-53	Kansas City
M.6.99	SF	3	7	Kansas State	W 69-58	Kansas City
M.7.99	F	3	5	Oklahoma State	W 53-37	Kansas City
M.9.00	1st	5	12	Kansas State	W 84-60	Kansas City
M.10.00	QF	5	4	Oklahoma State	L 58-77	Kansas City
M.9.01	QF	2	10	Kansas State	W 94-63	Kansas City
M.10.01	SF	2	3	Oklahoma	L 57-62	Kansas City
M.8.02	QF	1	9	Colorado	W 102-73	Kansas City
M.9.02	SF	1	5	Texas Tech	W 90-50	Kansas City
M.10.02	F	1	2	Oklahoma	L 55-64	Kansas City
M.14.03	QF	1	9	Iowa State	W 89-74	Dallas
M.15.03	SF	1	5	Missouri	L 63-68	Dallas
M.12.04	QF	3	6	Missouri	W 94-69	Dallas
M.13.04	SF	3	2	Texas	L 60-64	Dallas
M.11.05	QF	2	10	Kansas State	W 80-67	Kansas City
M.12.05	SF	2	3	Oklahoma State	L 75-78	Kansas City
M.10.06	QF	2	7	Oklahoma State	W 63-62	Dallas
M.11.06	SF	2	6	Nebraska	W 79-65	Dallas
M.12.06	F	2	1	Texas	W 80-68	Dallas
M.9.07	QF	1	9	Oklahoma	W 64-47	Okla. City
M.10.07	SF	1	4	Kansas State	W 67-61	Okla. City
M.11.07	F	1	3	Texas	W 88-84 OT	Okla. City
M.14.08	QF	2	7	Nebraska	W 64-54	Kansas City
M.15.08	SF	2	6	Texas A&M	W 77-71	Kansas City
M.16.08	F	2	1	Texas	W 84-74	Kansas City
M.12.09	QF	1	9	Baylor	L 64-71	Okla. City
M.11.10	QF	1	9	Texas Tech	W 80-68	Kansas City
M.12.10	SF	1	4	Texas A&M	W 79-66	Kansas City
M.13.10	F	1	2	Kansas State	W 72-64	Kansas City
M.10.11	QF	1	9	Oklahoma State	W 63-62	Kansas City
M.11.11	SF	1	5	Colorado	W 90-83	Kansas City
M.12.11	F	1	2	Texas	W 85-73	Kansas City
M.8.12	QF	1	9	Texas A&M	W 83-66	Kansas City
M.9.12	SF	1	4	Baylor	L 72-81	Kansas City
M.14.13	QF	1	9	Texas Tech	W 91-63	Kansas City
M.15.13	SF	1	5	Iowa State	W 88-73	Kansas City
M.15.13	F	1	2	Kansas State	W 70-54	Kansas City
M.13.14	QF	1	8	Oklahoma State	W 77-70 OT	Kansas City
M.14.14	SF	1	4	Iowa State	L 83-94	Kansas City
M.12.15	QF	1	9	TCU	W 64-59	Kansas City
M.13.15	SF	1	4	Baylor	W 62-52	Kansas City
M.14.15	F	1	2	Iowa State	L 66-70	Kansas City
M.10.16	QF	1		KSU / OSU	-	Kansas City

## TEAM RECORDS (SINGLE GAME)

CATEGORY	#	OPPONENT (YEAR ROUND)
Points	102	Colorado (2002 QF)
Fewest Points	53	Oklahoma State (1999 F)
Field Goals	40	Colorado (2002 QF)
Field Goal Att.	86	Colorado (2002 QF)
Field Goal %	66.0% (31-47)	Texas Tech (2013 QF)
3-Pt FGs	12	Texas (2008 F), Texas (2006 F)
3-Pt FG Att.	25	Oklahoma State (2011 QF) Baylor (2009 QF) Texas (2008 finals) Kansas State (2005 QF)
3-Pt FG %	66.7% (10-15)	Texas A&M (2012 QF)
Free Throws	29	Colorado (2011 SF)
Free Throw Att.	33	Colorado (2011 SF)
Free Throw %	93.3% (14-15)	Oklahoma (2002 F)
Rebounds	56	Texas Tech (2002 SF)
Assists	31	Texas Tech (2002 SF)
Blocked Shots	10	two times
Steals	15	two times

Bold - Overall Big 12 Championship record

## TEAM RECORDS (CHAMPIONSHIP)

CATEGORY	#	YEAR (GAMES)
Points	249	2013 (3)
Field Goals	96	2002 (3)
Field Goal Att.	210	2002 (3)
Field Goal %	55.6%	2013 (3)
3-Pt FGs	25	2008 (3)
3-Pt FG Att.	59	2011 (3)
3-Pt FG%	50%	2008 (3)
Free Throws	61	2010 (3)
Free Throw Att.	83	2010 (3)
Free Throw %	84.6%	2002 (3)
Rebounds	150	2002 (3)
Assists	67	2002 (3)
Blocked Shots	25	2002 (3)
Steals	32	2002 (3)

## INDIVIDUAL RECORDS (SINGLE GAME)

CATEGORY	#	PLAYER (OPP., YEAR RND.)
Points	31	Wayne Simien (MU, 2004 QF)
Field Goals	12	Wayne Simien (OSU, 2005 SF) / Paul Pierce (MU, 1997 F)
Field Goal Att.	20	Sherron Collins (BU, 2009 QF) / Paul Pierce (KSU, 1998 QF)
FG% (Min. 10 attempts)	91.7% (11-12)	Perry Ellis (ISU, 2014 SF)
3-Pt FGs	8	Mario Chalmers (UT, 2008 F)
3-Pt FG Att.	12	Sherron Collins (BU, 2009 QF) / Mario Chalmers (UT, 2008 F)
3-Pt FG%	83.3% (5-6)	Jeff Boschee (KSU, 2001 QF)
Free Throws	15	Kelly Oubre Jr. (TCU, 2015 QF)
Free Throw Att.	19	Kelly Oubre Jr. (TCU, 2015 QF)
Free Throw %	100% (10-10)	Eric Chenowith (KSU, 1999 SF)
Rebounds	21	Drew Gooden (TTU, 2002 SF)
Assists	15	Aaron Miles (TTU, 2002 SF)
Blocked Shots	5	Jeff Withey (BU, 2012 SF) / Nick Collison (TTU, 2002 SF)
Most Steals	8	Nick Bradford (KSU, 2000 1st Rnd)

Bold - Overall Big 12 Championship record

## INDIVIDUAL RECORDS (CHAMPIONSHIP)

CATEGORY	#	PLAYER (YEAR, GAMES)
Points	67	Paul Pierce (1998, 3)
Field Goals	27	Paul Pierce (1997, 3)
Field Goal Att.	55	Paul Pierce (1998, 3)
3-Pt FG	13	Brandon Rush (2008, 3)
3-Pt FG Att.	22	Brandon Rush (2008, 3) / Jeff Boschee (1999, 3)
Free Throws	20	Kelly Oubre, Jr. (2015, 3)
Free Throw Att.	24	Kelly Oubre, Jr. (2015, 3)
2-Game FG% (Min. 5 FGA/game)	78.9% (15-19)	Perry Ellis (2014, 2)
3-Game FG% (Min. 5 FGA/game)	78.3% (18-23)	Perry Ellis (2013, 3)
3-Pt FG%	72.7% (8-11)	Jeff Boschee (2001, 2)
Free Throw %	100%	(9-9), Kirk Hinrich (2001, 2) (9-9), Jacque Vaughn (1997, 3) (6-6), Perry Ellis (2013, 3) (6-6), Aaron Miles (2002, 3) 91.7% (11-12), Drew Gooden (2002, 3)
Rebounds	40	Drew Gooden (2002, 3)
Assists	31	Aaron Miles (2002, 3)
Blocked Shots	9	Jeff Withey (2012, 2)

## MOST OUTSTANDING PLAYER

1997	Paul Pierce
1998	Paul Pierce
1999	Jeff Boschee
2006	Mario Chalmers
2008	Brandon Rush
2010	Sherron Collins
2011	Marcus Morris
2013	Jeff Withey

## ALL-TOURNAMENT TEAM

1997	Paul Pierce, Raef LaFrentz, Jacque Vaughn
1998	Paul Pierce, Raef LaFrentz
1999	Jeff Boschee, Eric Chenowith
2002	Nick Collison, Drew Gooden
2004	Wayne Simien
2005	Wayne Simien
2006	Mario Chalmers, Julian Wright
2007	Brandon Rush, Julian Wright
2008	Brandon Rush, Mario Chalmers
2010	Sherron Collins, Cole Aldrich
2011	Marcus Morris, Markieff Morris
2013	Jeff Withey, Perry Ellis
2014	Andrew Wiggins
2015	Wayne Selden

## TOURNAMENT-LEADING SCORERS

1998	Paul Pierce (67 points)
2002	Drew Gooden (56)

## TOURNAMENT-LEADING REBOUNDERS

1997	Raef LaFrentz (30 rebounds)
2002	Drew Gooden (40)
2010	Cole Aldrich (35)





# 2016 PHILLIPS 66 BIG 12 MEN'S BASKETBALL CHAMPIONSHIP

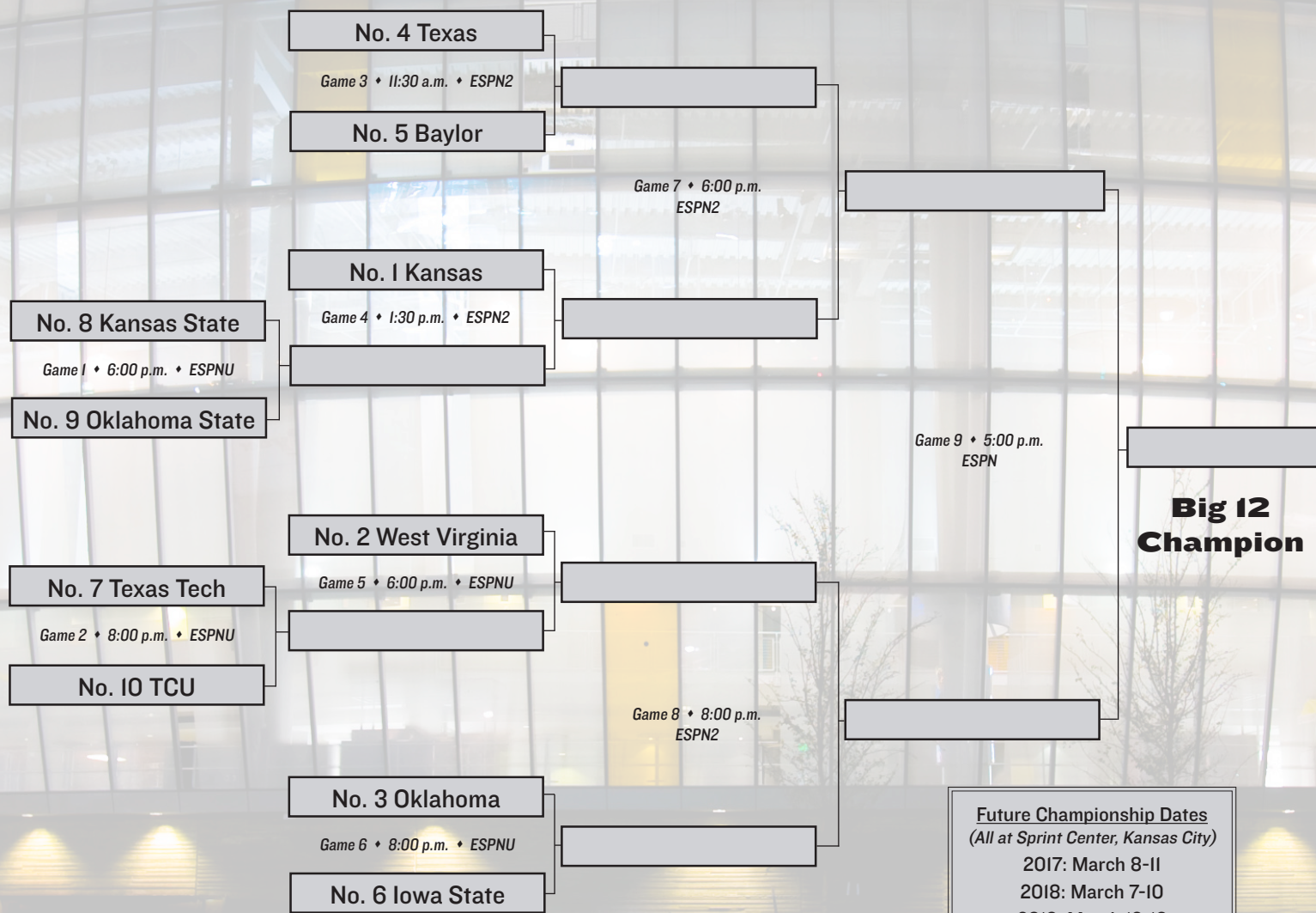
Sprint Center \* Kansas City

**First Round**  
**Wednesday**  
**March 9**

**Quarterfinals**  
**Thursday**  
**March 10**

**Semifinals**  
**Friday**  
**March 11**

**Final**  
**Saturday**  
**March 12**



**Future Championship Dates**  
(All at Sprint Center, Kansas City)

- 2017: March 8-11
- 2018: March 7-10
- 2019: March 13-16
- 2020: March 11-14

**#BIG12MBB**  
**BIG12SPORTS.COM**  
**@BIG12CONFERENCE**

All times Central. Times/network lineups are subject to change  
Second game of each session begins 30 minutes after the conclusion of the first game  
All games also available via WatchESPN

## NUMERICAL ROSTER

#	NAME	POS	HT	WT	YR-EXP	HOMETOWN / LAST SCHOOL
0	Frank Mason III	G	5-11	185	Jr.-2L	Petersburg, Virginia / Massanutten Military Academy
1	Wayne Selden Jr.	G	6-5	230	Jr.-2L	Roxbury, Massachusetts / Tilton School [N.H.]
2	Lagerald Vick	G	6-5	175	Fr.-HS	Memphis, Tennessee / Douglass HS
4	Devonte' Graham	G	6-2	175	So.-1L	Raleigh, North Carolina / Brewster Academy [N.H.]
5	Evan Manning	G	6-3	170	Sr.-3L	Lawrence, Kansas / New Hampton Prep [N.H.]
10	Sviatoslav Mykhailiuk	G	6-8	195	So.-1L	Cherkasy, Ukraine / Cherkasy First City Gymnasia
11	Tyler Self	G	6-2	165	Jr.-2L	Lawrence, Kansas / Free State HS
13	Cheick Diallo	F	6-9	220	Fr.-HS	Kayes, Mali, Africa / Our Savior New American HS [N.Y.]
14	Brannen Greene	G	6-7	215	Jr.-2L	Juliette, Georgia / Tift County HS
15	Carlton Bragg Jr.	F	6-9	220	Fr.-HS	Cleveland, Ohio / Villa Angela-St. Joseph HS
21	Clay Young	F	6-5	205	So.-SQ	Lansing, Kansas / Lansing HS / Kansas City Kansas CC
*22	Dwight Coleby	F	6-9	240	Jr.-TR	Nassau, Bahamas / Piney Woods HS / Ole Miss
31	Jamari Traylor	F	6-8	220	Sr.-3L	Chicago, Illinois / IMG Academy [Fla.]
33	Landen Lucas	F	6-10	240	Jr.-2L	Portland, Oregon / Westview HS
34	Perry Ellis	F	6-8	225	Sr.-3L	Wichita, Kansas / Wichita Heights HS
42	Hunter Mickelson	F	6-10	245	Sr.-1L	Jonesboro, Arkansas / Westside HS / Arkansas

\*Dwight Coleby will sit out 2015-16 due to transfer rules

## COACHING STAFF

NAME	POSITION // YEAR AT KU	ALMA MATER // YEAR
Bill Self	Head Coach // 13th	Oklahoma State // 1985
Kurtis Townsend	Assistant Coach // 12th	Western Kentucky // 1982
Norm Roberts	Assistant Coach // 5th	Queens College // 1987
Jerrance Howard	Assistant Coach // 3rd	Illinois // 2004
Brennan Bechard	Dir. of Operations // 7th	Kansas // 2009
James Cox	Video Coordinator // 2nd	Kansas // 2012
Fred Quartlebaum	Dir. of S-A Development // 3rd	Fordham // 1989
Aaron Miles	Asst. Dir. of S-A Dev. // 1st	Kansas // 2005

## PRONUNCIATION GUIDE

Cheick Diallo	Shek Dee-ah-low
Devonte' Graham	Duh-VON-tae
Sviatoslav Mykhailiuk	Sviat-is-slov Meh-Ky-luke
Jamari Traylor	Juh-MAR-ee
Lagerald Vick	LA-jer-ald

## RADIO / TV ROSTER



**0 FRANK MASON III**  
Jr. / G / 5-11 / 185  
Petersburg, Va.



**1 WAYNE SELDEN JR.**  
Jr. / G / 6-5 / 230  
Roxbury, Mass.



**2 LAGERALD VICK**  
Fr. / G / 6-5 / 175  
Memphis, Tenn.



**4 DEVONTE' GRAHAM**  
So. / G / 6-2 / 175  
Raleigh, N.C.



**5 EVAN MANNING**  
Sr. / G / 6-3 / 170  
Lawrence, Kan.




**10 SVIATOSLAV MYKHAILIUK**  
So. / G / 6-8 / 195  
Cherkasy, Ukraine



**11 TYLER SELF**  
Jr. / G / 6-2 / 165  
Lawrence, Kan.



**13 CHEICK DIALLO**  
Fr. / F / 6-9 / 220  
Kayes, Mali, Africa




**14 BRANNEN GREENE**  
JR. / G / 6-7 / 215  
Juliette, Ga.



**15 CARLTON BRAGG JR.**  
Fr. / F / 6-9 / 220  
Cleveland, Ohio




**21 CLAY YOUNG**  
So. / F / 6-5 / 205  
Lansing, Kan.



**22 DWIGHT COLEBY**  
Jr. / F / 6-9 / 240  
Nassau, Bahamas



**31 JAMARI TRAYLOR**  
Sr. / F / 6-8 / 220  
Chicago, Ill.



**33 LANDEN LUCAS**  
Jr. / F / 6-10 / 240  
Portland, Ore.



**34 PERRY ELLIS**  
Sr. / F / 6-8 / 225  
Wichita, Kan.



**42 HUNTER MICKELSON**  
Sr. / F / 6-10 / 245  
Jonesboro, Ark.



**BILL SELF**  
Head Coach  
13th Year at Kansas



**KURTIS TOWNSEND**  
Assistant Coach  
12th Year at Kansas



**NORM ROBERTS**  
Assistant Coach  
Fifth Year at Kansas



**JERRANCE HOWARD**  
Assistant Coach  
Third Year at Kansas



**BRENNAN BECHARD**  
Director of Operations  
Seventh Year at Kansas



**JAMES COX**  
Video Coordinator  
Second Year at Kansas



**FRED QUARTLEBAUM**  
Director of Student-Athlete Development  
Third Year at Kansas



**AARON MILES**  
Asst. Director of Student-Athlete Development  
First Year at Kansas



**2016 BIG 12 CHAMPIONSHIP**

Big 12 Conference regular-season champion Kansas (27-4, 15-3) enters the 2016 Phillips 66 Big 12 Championship as the No. 1 seed for the 13th time, eighth-straight, in the 20-year history of the league. KU won its 12th straight, 16th Big 12 and NCAA-leading 59th conference regular-season championship in 2016. Kansas will face the winner of the No. 8 Kansas State-No. 9 Oklahoma State game Thursday, March 10 at 1:30 p.m., on ESPN2 at Sprint Center in Kansas City. The Wildcats and Cowboys will play Wednesday, March 9 at 6 p.m. Kansas has won 14 conference tournament titles, including six of the last 11 and nine of the last 18 total Big 12 Championships. Since the Big 12's inception in 1996-97, Kansas is 18-1 in its first games, 17-2 in the quarterfinals, 11-6 in semifinals and 9-2 in championship games.

**ABOUT KANSAS**

Kansas averages 81.8 points per game and has a Big 12-leading +14.0 scoring margin and 39.7 field goal percentage defense. KU is second in the conference with a 49.2 field goal percentage and 42.9 3-point field goal percentage. KU pulls down an average of 37.9 rebounds per game and has a +4.9 rebound margin. The Jayhawks also average 15.7 assists, 6.6 steals and 4.2 blocked shots per contest.

Coming off back-to-back 20-point efforts which garnered him Big 12 Player of the Week honors, senior **F Perry Ellis** leads Kansas in scoring (16.5 ppg) and is second in rebounding (6.0 rpg). Ellis had 10 games of scoring 19 or more points in Big 12 play this season, including eight 20-point efforts and overall he ranks third in the league in scoring and ninth in rebounding. Ellis averaged 17.7 points and 5.8 rebounds during Big 12 play. Junior **G Frank Mason III** is shooting 61.9 percent from the field in his last five games, including 60 percent from 3-point range. He is averaging 13.4 points for the season, which is eighth in the league. Mason has 28 assists and five turnovers in his last six contests. Mason leads KU with 4.6 assists per contest, fourth in the Big 12, and 42 steals. Junior **G Wayne Selden Jr.**, is a starter who scores 13.4 points per game, 11th in the conference, and leads KU with 66 3-pointers this season. His 2.1 3-pointers made per game are third in the league and his 41.8 3-point field goal percentage is sixth. Sophomore **G Devonte' Graham** is second on the team in assists (110), steals (41) and 3-point field goals made (59). He is scoring 11.2 points per game. Graham's 2.4 assist-to-turnover ratio is fifth in the conference, just behind Mason's 2.4. Junior **F Landon Lucas** rounds out the KU starters. He leads Kansas in rebounding at 6.3 boards per game, which is seventh in the Big 12. Lucas has averaged 9.6 boards in his last eight games.

Junior **G Brannen Greene** is a regular who has made 30 3-pointers this season and scores 6.2 points per game off the bench. Sophomore **G Sviatoslav Mykhailiuk** scored 17 points against Texas Tech (2/27) where he was 6-for-7 from the field, including 5-for-5 from 3-point range. Mykhailiuk averages 5.5 points and has made 31 3-pointers this season. Freshman **F Carlton Bragg Jr.** is averaging 3.7 ppg and 2.3 rpg,

while senior **F Jamari Traylor** leads KU with 25 blocked shots. Traylor has scored eight points in each of his last two games and is averaging 3.3 points and 3.2 rebounds for the season. Freshman **Cheick Diallo** pulled down six rebounds against Texas Tech (2/27) and averages 2.9 points and 2.6 rebounds per game. His 22 blocked shots are second on the team. Senior **F Hunter Mickelson**, who has started 10 games this season, is averaging 2.4 points and 2.3 rebounds with 21 blocked shots.

**THE KANSAS STATE SERIES**

Kansas leads the overall series with Kansas State, 190-93. Since Feb. 12, 1994, Kansas has won 51 of the last 56 meetings with K-State. KU is 14-7 against Kansas State in the conference postseason tournament, including 8-0 in the Big 12 Championship and 3-0 in Sprint Center. The last KU-KSU meeting in the Big 12 Championship was the 2013 title game, a KU 70-54 win. The two teams have met in three league tourney quarterfinals with the last in 2005, at KU 80-67 win at Kemper Arena in Kansas City, Missouri. Since the inception of the Big 12 Conference, KU is 43-5 against KSU (35-5 in regular-season battles and 8-0 in the Big 12 Championship). Kansas head coach **Bill Self** is 26-5 all-time against K-State, including 25-5 while at KU. **Bruce Weber** is 2-8 against Kansas, including 2-8 while at K-State.

Kansas swept the 2015-16 series with Kansas State defeating the Wildcats 77-59 in Allen Fieldhouse on Feb. 3, and winning 72-63 at Bramlage Coliseum on Feb. 20.

**THE OKLAHOMA STATE SERIES**

The Kansas-Oklahoma State series dates back to 1926 with KU holding a 111-57 all-time advantage. KU has won nine of the last 13 meetings. Since the inception of the Big 12, Kansas is 22-10 versus OSU: 17-8 in regular-season play and 5-2 in the Big 12 Championship. The Jayhawks have defeated the Cowboys in each of their last three Big 12 Championship meetings in 2014, 2011 and 2006. Overall, Kansas is 10-4 versus Oklahoma State in league tournament play (7-3 in the Big Eight era and 3-1 in Big 12). KU head coach **Bill Self** is 15-11 all-time against his alma mater, including a 14-8 record at Kansas, while **Travis Ford** is 5-10 versus KU.

KU and OSU split their season series in 2015-16 with the Cowboys claiming a 76-67 win in Stillwater on Jan. 19, and the Jayhawks winning 94-67 in Allen Fieldhouse on Feb. 15.

**KANSAS AT THE BIG 12 CHAMPIONSHIP****DATES**

March 9-12, 2016 (Wednesday-Saturday)

**KANSAS TRAVEL PLANS**

On Wednesday, March 9, Kansas will practice in Lawrence, then shoot at Sprint Center from 3:45-4:25 p.m., and have media availability following practice outside a designated locker. KU will stay at the Downtown Marriott in Kansas City. KU's communications office will be represented by Chris Theisen (email-theisen@ku.edu; cell-785.331.9356) and Brian Karst (email-Brian.Karst@ku.edu; cell-785.551.0355).

**KANSAS INTERVIEWS**

Beginning Thursday, March 10, Kansas players will be available for interviews only in postgame situations. Any requests for head coach Bill Self should be directed to Theisen or Karst. Following each game of the Big 12 Championship, the KU locker room will be open for 30 minutes, and Self and two players will attend the postgame press conference.

**CONFERENCE TOURNAMENT HISTORY**

Kansas is making its 40th appearance in a conference tournament, and the team is 68-26 in those games. KU went 30-16 in the Big Eight Tournament while claiming four titles (1981-84-86-92). Kansas is 38-10 (79.2 percent) in the Big 12 Championship with eight championships, including six of the last 10 (1997-98-99-2006-07-08-10-11-13).

**TELEVISION**

Kansas' quarterfinal game will be on ESPN2. The semifinals are on ESPN or ESPN2, while the championship is on ESPN.

KANSAS COMMUNICATIONS

**CHRIS THEISEN**  
Asst. AD for Comm.  
e theisen@ku.edu  
c 785.331.9356

**BRIAN KARST**  
Asst. Comm. Director  
e brian.karst@ku.edu  
c 785.551.0355

MEDIA INFORMATION

**Weekly Press Conference**  
Bill Self will conduct press conferences throughout the season. Media members should contact the communications office for accurate dates and times. Video of the press conference will stream live on [KUAthletics.com](http://KUAthletics.com). The 2015-16 press conference schedule: March 13.

**Big 12 Teleconference**  
The Big 12 Conference conducts weekly interviews with every league head coach throughout the season. Bill Self's scheduled time is from 10:00-10:08 a.m. each week. Contact the Big 12 office for the appropriate phone number and for the entire lineup of coaches' times. Remaining schedule: March 14.

**Hawk Talk Radio Show**  
Hawk Talk, Bill Self's radio show, airs every Monday during the season from 6-7 p.m. starting Nov. 2, on most Jayhawk Radio IMG Network stations. March 7 was the final show of the season. Hawk Talk will originated from the Salty Iguana in Lawrence.

**Credentials**  
Please apply at [KUAthletics.com/media](http://KUAthletics.com/media)

JAYHAWK IMG RADIO NETWORK AFFILIATES

Abilene/Salina	KSAJ 98.5 FM
Concordia	KNCK-94.9 FM
Dodge City	KZRD-93.9 FM
Emporia	KVOE-1400 AM
Fort Scott	KMDO-1600 AM
Fort Scott	KOMB-103.9 FM
Garden City/Leoti	KBUF-1030 AM
Glen Elder/Beloit	KZDY-96.3 FM
Goodland/Colby	KWGB-97.9 FM
Great Bend/Larned	KBGL-106.9 FM
Hays	KAYS-1400 AM
Hutchinson	KSKU-94.7 FM
Iola	KIOL-1370 AM
Kansas City	KCSP-610 AM
Lawrence	KLWN-1320 AM
Lawrence	KKSW-105.9 FM
Liberal	KSCB-1270 AM
Marysville	KNDY-95.5 FM
Parsons	KLKC-1540 AM
Parsons	KLKC-93.5 FM
Phillipsburg	KKAN-1490 AM
Phillipsburg	KQMA-92.5 FM
Russell	KRSL-990 AM
Topeka	KMAJ-1440 AM
Topeka	KWIC-99.3 FM
Wellington	KWME-93.5 FM
Wichita	KFH-1240 AM
Wichita/Clearwater	KFH-98.7 FM
Winfield	KKLE-1550 AM

ASSOCIATED PRESS (AP)

March 7			
RANK	SCHOOL (FIRST-PLACE VOTES)	RECORD	POINTS
1	KANSAS (63)	27-4	1,623
2	Michigan State (2)	26-5	1,520
3	Villanova	27-4	1,480
4	Virginia	24-6	1,424
5	Xavier	26-4	1,351
6	Oklahoma	24-6	1,309
7	North Carolina	25-6	1,252
8	Oregon	25-6	1,127
9	West Virginia	24-7	1,113
10	Indiana	25-6	1,038
11	Miami	24-6	935
12	Utah	24-7	898
13	Purdue	24-7	798
14	Louisville	23-8	647
15	Arizona	24-7	626
16	Kentucky	23-8	608
17	Texas A&M	24-7	574
18	Maryland	24-7	544
19	Duke	22-9	512
20	Iowa	21-9	407
21	Iowa State	21-10	374
22	Baylor	21-10	262
23	Texas	20-11	191
24	California	22-9	189
25	SMU	25-5	88

**Others receiving votes:**  
Wisconsin 62, Dayton 35, Saint Mary's 33, Seton Hall 28, SFA 9, Butler 8, Providence 8, Valpo 7, Yale 7, St Bonaventure 6, Cincinnati 6, Gonzaga 5, Temple 4, Akron 4, Notre Dame 3, [San Diego St 3](#), UAB 2, UNI 1, [Texas Tech 1](#), South Dakota St 1, South Carolina 1, Wichita St 1

WEEK-BY-WEEK RANKINGS

WEEK	AP	COACHES	NCAA RPI
Preseason	4 (5)	5 (1)	-
Nov. 16	4 (5)	5 (2)	-
Nov. 23	5	7	-
Nov. 30	4	6	53
Dec. 7	2 (1)	7	67
Dec. 14	2 (1)	5	39
Dec. 21	2 (1)	3	33
Dec. 28	2 (1)	3 (1)	24
Jan. 4	1 (44)	2 (11)	10
Jan. 11	1 (63)	1 (32*)	2
Jan. 18	3	3 (1)	4
Jan. 25	4	3	3
Feb. 1	7	6	5
Feb. 8	6 (1)	6 (2)	6
Feb. 15	2 (21)	2 (7)	1
Feb. 22	2 (20)	2 (7)	1
Feb. 29	1 (63)	1 (31)	1
March 7	1 (63)	1 (29)	1
March 14			
Final			

( ) - first-place votes in parenthesis  
\* - received all first-place votes

USA TODAY (COACHES)

March 7			
RANK	SCHOOL (FIRST-PLACE VOTES)	RECORD	POINTS
1	KANSAS (29)	27-4	749
2	Villanova	27-4	696
3	Michigan State (1)	26-5	692
4	Virginia	24-6	653
5	Xavier	26-4	602
6	Oklahoma	24-6	589
7	North Carolina	25-6	576
8	West Virginia	24-7	515
9	Oregon	25-6	510
10	Indiana	25-6	490
11	Miami	24-6	461
12	Utah	24-7	387
13	Purdue	24-7	377
14	Arizona	24-7	336
15	Maryland	24-7	306
16	Kentucky	23-8	285
17	Texas A&M	24-7	274
18	Iowa	21-9	220
19	Iowa State	21-10	187
20	Baylor	21-10	177
21	Duke	22-9	173
22	Texas	20-11	124
23	Saint Mary's	26-4	117
24	California	22-9	72
25	Wisconsin	20-11	45

**Others receiving votes:**  
Wichita St 36, Providence 30, Seton Hall 19, Dayton 18, [Texas Tech 6](#), Valparaiso 6, South Carolina 5, Notre Dame 5, Butler 5, Saint Joseph's 2, [San Diego State 2](#), Northern Iowa 1, Cincinnati 1, St Bonaventure 1

RANKINGS BREAKDOWN

WEEK	AP	COACHES
Weeks in Top 25	711 (226)	483 (239)
Weeks out of Top 25	403 (21)	35 (20)
Weeks in Top 10	506 (164)	380 (177)
Weeks in Top 5	301 (95)	255 (109)
Weeks at No. 1	62 (23)	55 (24)
Most Consecutive Weeks in Top 25	146 (140*)	152 (147*)
Most Consecutive Weeks at No. 1	15 (9)	15 (9)
<b>W-L vs Top 25</b>	<b>200-181 (69-38)</b>	-
Home vs Top 25	80-44 (34-4)	-
Away vs Top 25	44-71 (16-17)	-
Neutral vs Top 25	73-67 (18-18)	-
<b>W-L vs Top 10</b>	<b>84-104 (31-16)</b>	-
Home vs Top 10	33-31 (14-2)	-
Away vs Top 10	17-34 (7-6)	-
Neutral vs Top 10	34-39 (10-8)	-

( ) - Bill Self era in parenthesis  
\* - current streak

# BIG 12 STANDINGS

March 7 TEAM	BIG 12						OVERALL					
	RECORD	PCT	HOME	AWAY	NEUTRAL	STREAK	RECORD	PCT	HOME	AWAY	NEUTRAL	STREAK
<b>KANSAS</b>	<b>15-3</b>	<b>.833</b>	<b>9-0</b>	<b>6-3</b>	<b>0-0</b>	<b>W10</b>	<b>27-4</b>	<b>.871</b>	<b>17-0</b>	<b>7-3</b>	<b>3-1</b>	<b>W11</b>
West Virginia	13-5	.722	7-2	6-3	0-0	W4	24-7	.774	14-2	7-4	3-1	W4
Oklahoma	12-6	.667	8-1	4-5	0-0	W2	24-6	.800	14-1	7-5	3-0	W2
Texas	11-7	.611	7-2	4-5	0-0	W1	20-11	.645	14-3	5-5	1-3	W1
Baylor	10-8	.556	4-5	6-3	0-0	L2	21-10	.677	14-5	6-5	1-0	L2
Iowa State	10-8	.556	7-2	3-6	0-0	L1	21-10	.677	14-2	4-7	3-1	L1
Texas Tech	9-9	.500	6-3	3-6	0-0	W1	19-11	.633	14-3	3-7	2-1	W1
Kansas State	5-13	.278	4-5	1-8	0-0	L1	16-15	.516	13-5	2-9	1-1	L1
Oklahoma State	3-15	.167	3-6	0-9	0-0	L6	12-19	.387	8-8	1-9	3-2	L6
TCU	2-16	.111	2-7	0-9	0-0	L7	11-20	.355	9-9	1-10	1-1	L7

## A KANSAS WIN WOULD...

Make Kansas 28-4, extending its winning streak to 12 games... Make KU 11-4 in games away from Allen Fieldhouse (7-3 in true road games and 4-1 on neutral floors)... Make Kansas 19-2 in Big 12 Championship first games (1-0 in first round, 18-2 in quarterfinals)... Advance KU to the conference tourney semifinals for the 18th time in Big 12 history and 36th time overall... Improve Kansas to 69-26 in league tournament play, 39-10 at the Big 12 Championship... Make Kansas 29-6 all-time in Sprint Center, including 2-0 this season... Make **Bill Self** 380-82 while at Kansas, 587-187 all-time and 34-11 in conference tournament play, 25-6 while at Kansas in the Big 12 Championship... Make Kansas 2,181-835 all-time.

## A KANSAS LOSS WOULD...

Drop Kansas to 27-5 on the season, ending an 11-game winning streak... Make Kansas 10-5 in games away from Allen Fieldhouse this season (7-3 in true road games and 3-2 on neutral courts)... Give Kansas its first-ever first-game loss in the Big 12 Championship... Make Kansas 17-3 in Big 12 tourney quarterfinal action... Drop Kansas to 68-27 in league tournament play overall, including 38-11 in Big 12 Championship play... Make Kansas 1-1 in Sprint Center this season... Make Kansas 28-7 all-time in Sprint Center... Make **Bill Self** 378-83 while at Kansas, 586-188 all-time and 33-12 in conference tournament play, 24-7 while at Kansas in the Big 12 Championship... Make Kansas 2,180-836 all-time.

## KANSAS IN THE PHILLIPS 66 BIG 12 CHAMPIONSHIP

Here are some Kansas notes heading into the conference postseason championship:

- Kansas has won more Big 12 Championships than any other school with nine. Oklahoma and Iowa State are next with three each. KU won the first three events in 1997-98-99, then the 2006-07-08-10-11-13 titles. KU is 9-2 in tourney title games having only lost the 2002 title to Oklahoma and the 2015 title to Iowa State.
- Kansas is the only team to have won at least 30 games in the Big 12 Championship. The Jayhawks are 38-10 (79.1 percent) in the event, while Oklahoma State (23-17) and Texas (23-19) are second with 23 wins each.
- With a 24-6 (80.0 percent) record, KU head coach **Bill Self** has the highest winning percentage in Big 12 Championship history with more than one tournament (Frank Haith went 3-0 at Missouri in 2012).
- Kansas has been the No. 1 seed 13 times (1997-98-2002-03-07-09-10-11-12-13-14-15-16), No. 2 seed

four times (2001-05-06-08), No. 3 seed twice (1999-2004), and the No. 5 seed in 2000.

• Kansas has won 18 of its 19 first games in the Big 12 Championship with the 2009 loss to Baylor being its only blemish. The Jayhawks are 1-0 in opening-round games and 17-2 in quarterfinal contests. In 2000 KU was the No. 5 seed, won its first game and lost in the quarterfinals. All of KU's other first games were in the quarterfinals.

• KU has reached the semifinals in 17 of the 19 Big 12 Championships. The Jayhawks did not reach the 2000 or 2009 semis.

• Kansas has won six of its nine Big 12 titles as the No. 1 seed – 1997, 1998, 2007, 2010, 2011 and 2013. KU was the No. 3 seed in its 1999 title run and the No. 2 seed in 2006 and 2008. The lowest seed to win the event was a No. 3 seed: Kansas in 1999, Oklahoma in 2003 and Oklahoma State in 2005.

• Kansas has had 42 conference championship all-tournament selections, including 25 in the 18-year history of the Big 12 Championship. Current Jayhawk senior F **Perry Ellis** was an all-tournament selection in 2013 and junior G **Wayne Selden Jr.** was a 2015 all-tourney honoree.

• Of the 42 conference championship all-tournament selections, 11 were named the event's most outstanding player, including eight in the Big 12 era.

## KANSAS NOTABLES

- Kansas was the only team in the Big 12 with an undefeated league record at home (9-0) in 2015-16.
- Kansas leads the Big 12 in scoring margin at +14.0 and field goal percentage defense (39.7). KU also ranks in the top three in the Big 12 in scoring offense (second at 81.8), field goal percentage (second at 49.2), 3-point field goal percentage (second at 42.9), 3-point field goals made (second at 8.5), rebounding (third at 37.9), assists (third at 15.7), rebound margin (third at +4.9) and assist-to-turnover ratio (third at 1.3).
- Kansas is the only team to have three players rank in the top nine in the Big 12 in scoring: No. 3 Ellis, No. 8 Mason and No. 9 Selden.
- Kansas' 81.8 scoring average is the best in the **Bill Self** era (81.6 in 2009-10) which is the highest since a 90.9 scoring average in 2001-02.
- Out of its 27 victories this season, Kansas has won by 10 or more points in 16 of those wins, including five of the last 10 games. Six KU wins have been by 30 points or more, including 86-56 at Texas (2/29).
- KU has out-shot 27 of 31 opponents, including each of their last 10 opponents. KU is shooting 51.0 percent from the field in its last 10 games.



## STATISTIC RANKINGS

Through March 7

	NCAA	BIG 12	VALUE
W-L %	1st	1st	87.1
SCORING	16th	2nd	81.8
SCORING DEFENSE	82nd	4th	67.8
SCORING MARGIN	4th	1st	14.0
REBOUNDING	86th	3rd	37.9
REBOUNDING DEF.	58th	2nd	27.1
REBOUNDING MARGIN	46th	3rd	4.9
ASSISTS	42nd	3rd	15.7
ASSIST-TO RATIO	52nd	3rd	1.3
TURNOVER MARGIN	109th	3rd	1.1
STEALS	108th	5th	6.6
BLOCKS	88th	5th	4.2
FG%	7th	2nd	49.2
FG% DEF.	25th	1st	39.7
3FG%	3rd	2nd	42.9
3FG% DEF.	105th	3rd	33.2
3FG AVG	52nd	2nd	8.5
FT%	163rd	6th	70.0

## INDIVIDUAL (ALL GAMES)

### SCORING

Perry Ellis	160th	3rd	16.5
Wayne Selden Jr.	--	8th	13.4
Frank Mason III	--	9th	13.4

### REBOUNDING

Landen Lucas	--	7th	6.3
Perry Ellis	--	9th	6.0

### FIELD GOAL PERCENTAGE (min 5.0 made per game)

Perry Ellis	70th	5th	.521
Wayne Selden Jr.	--	11th	.472
Frank Mason III	--	14th	.437

### ASSISTS

Frank Mason III	97th	4th	4.6
Devonte' Graham	237th	9th	3.6

### FREE THROW PERCENTAGE (min 2.5 made)

Perry Ellis	--	12th	.763
Frank Mason III	--	13th	.735

### STEALS PER GAME

Frank Mason III	217th	12th	1.4
Devonte' Graham	--	14th	1.3

### 3-POINT FIELD GOAL PCT.

Devonte' Graham	--	3rd	.437
Wayne Selden Jr.	--	6th	.418

### 3-POINT FIELD GOALS MADE PER GAME

Wayne Selden Jr.	227th	3rd	2.1
Devonte' Graham	--	7th	1.9

### BLOCKED SHOTS

Cheick Diallo	--	9th	0.9
Jamari Traylor	--	11th	0.8

### ASSIST-TO-TURNOVER RATIO

Devonte' Graham	75th	4th	2.5
Frank Mason III	81st	5th	2.4

### DOUBLE-DOUBLES (INCLUDES TRIPLE DOUBLES)

Perry Ellis	--	10th	3
Landen Lucas	--	12th	2
Frank Mason III	--	22nd	1



KU BY THE NUMBERS

12	Consecutive conference regular-season titles - 2005-06-07-08-09-10-11-12-13-14-15-16, a KU record and second longest in NCAA history.
13	Streaks of 10 or more consecutive wins in the Bill Self-era, including KU's 13-game winning streak during 2015-16.
15	Academic All-America First Team selections.
16	Big 12 Conference regular-season championships for KU in the league's 20-year existence.
19	Undefeated home seasons at Allen Fieldhouse, including 2007-08, 2008-09, 2009-10, 2011-12, 2014-15, and 2015-16 under Bill Self.
19	Championships for Kansas in the Bill Self-era - 12 Big 12 regular-season titles, six Big 12 postseason championships and one NCAA.
22	Consecutive seasons Kansas has won 10 or more league games, starting in 1995 (53 times overall), including 2015-16.
23	Or more victories for Kansas in each of the past 27 seasons beginning in 1989-90, including 2015-16.
26	Consecutive seasons KU has made the NCAA Tournament, the longest active streak in the nation.
27	Consecutive seasons Kansas has won 20 or more games, the longest active streak in the NCAA, beginning in 1989-90.
28	Consensus All-America First Team selections, the most of any NCAA Division I school.
30	Consecutive seasons Kansas has led its conference in home attendance, beginning in 1986-87.
40	Consecutive wins in Allen Fieldhouse, which is the longest current home-court winning streak in NCAA Division I and fourth-longest streak in KU history.
59	Conference regular-season championships, most in NCAA Division I.
197	Kansas victories from the 2006-07 to 2011-12 seasons, the most in NCAA Division I history in a six-year span.
243	Consecutive sellouts in Allen Fieldhouse, dating back to 2001-02.
379	Victories for Bill Self in his 13th season at Kansas. He is the fastest KU coach to reach 350 wins.
744	All-time Kansas victories inside Allen Fieldhouse. The historic building opened in 1955 and KU holds a 743-109 record in its home venue.
2,180	All-time Kansas men's basketball victories. Second most in NCAA Division I history.

- Kansas has shot 50 percent or better in seven of its last 10 games, nine Big 12 contests and 15 times overall this season.
- The Jayhawks have out-rebounded 22 of 31 foes, including eight of the last 12 contests. KU had a +18 rebound advantage against Oklahoma State (2/15), +21 at TCU (2/6) and +11 (42-31) versus Kentucky (1/30).
- Kansas has shot 40 percent or better from 3-point range in 22 of its 31 games, including seven of the last eight contests.
- The KU bench has outscored its opponents' bench in 21 of 31 games this season and is 20-1 in those contests. With it being Senior Day, KU's bench outscored Iowa State's bench 46-10 on March 5.
- KU has made seven or more 3-pointers in 24 of 31 games this season, including 10 of the last 11 battles. KU has made 10 or more 3-pointers 11 times, including 15 threes vs. No. Colorado (11/13) and Chaminade (11/23), which were one off the school record.
- When guards **Frank Mason III**, **Wayne Selden Jr.** and **Devonte' Graham** each score 10-plus points in the same game, KU is 13-0, including 7-0 in Big 12 play.
- Senior F **Perry Ellis** is one of two players in the Big 12 to rank in the top nine in scoring (third at 16.5 ppg) and rebounding (ninth at 6.0). The other is Georges Niang of Iowa State.
- Ellis has pulled down nine or more rebounds in eight games this season.
- Ellis led KU in scoring in nine of 18 Big 12 games, averaging 17.7 points per Big 12 contest (16.3 ppg overall).
- Sophomore G **Devonte' Graham** is 38-for-74 (51.4 percent) from the field in his last nine games.
- Graham has made three or more 3-pointers in three of his last four games and nine times this season.
- Junior G **Wayne Selden Jr.**, is third in the Big 12 in 3-point field goals made per game at 2.1 and sixth in 3-point field goal percentage at .418 for all games. Selden has made five 3-pointers in his last two games and three or more 3-pointers in 14 games this season.

KANSAS IN KANSAS CITY

Kansas City has been a second home of sorts for Kansas over the years. KU's first-ever game -- a 16-5 loss to Kansas City YMCA on Feb. 3, 1899 -- was played in Kansas City. The 2016 Big 12 Championship quarterfinal will mark KU's 294th game played all-time in Kansas City, and its 35th in Sprint Center. KU is 28-6 in Sprint Center including winning the 2008, 2010, 2011 and 2013 Big 12 Championships in the venue and the 2012 CBE Classic.

Kansas played 106 games in Kemper Arena with an 81-25 record. KU is 213-80 in games played in Kansas City.

MORE NOTES ON THE JAYHAWKS IN KC

- Kansas went 26-4 in Kemper Arena from 1997 until 2006, when it played its last game in the venue. Included in that run were Big 12 Championship titles in 1997, 1998 and 1999.
- Kemper Arena was the host of the 1988 NCAA Final Four when the Jayhawks won the national championship.
- Kansas has played at least one regular-season game in Kansas City in 26 of the last 28 seasons, including

every year Sprint Center has existed.

- Kansas has won a mind-boggling 26 conference tournaments (13 holiday conference tourneys and 13 postseason league titles) with 24 of those in Kansas City. The lone two titles not in KC were in 2006 in Dallas and 2007 in Oklahoma City.

KU IN SPRINT CENTER

Kansas is 28-6 in Sprint Center. Below is a breakdown of how Kansas has fared in the venue. Not included are two exhibition victories when KU, who represented the USA at the 2015 World University Games, defeated Canada in prepping for the Games.

KU IN SPRINT CENTER		
SEASON	W-L	NOTE
2007-08	4-0	Big 12 Championship title en route to the NCAA title
2008-09	1-2	
2009-10	4-0	Big 12 Championship title
2010-11	4-0	Big 12 Championship title
2011-12	1-2	
2012-13	8-0	CBE Classic title, Big 12 Championship title, NCAA First/Second Round wins
2013-14	2-1	
2014-15	3-1	Big 12 Championship finalist
2015-16	1-0	
Overall	28-6	82.4 winning percentage

DURABLES

The Ellis-Mason-Selden-Graham combination is carrying the load for Kansas. All average 29-plus minutes per game and 10-plus points per game. KU's next closest player is 16.8 minutes per game (Landen Lucas) and 6.2 points per game (Brannen Greene). The group of four combines for 34 35-plus minute games this season, while the rest of the team has none.

ELLIS-MASON-SELDEN-GRAHAM		
PLAYER	MINUTES/GAME	35+ MIN. GAMES
Frank Mason III	33.1	11
Devonte' Graham	32.3	13
Perry Ellis	30.4	7
Wayne Selden Jr.	29.5	5

QUITE THE COMPARISON

In Kansas' 27 victories this season, the Jayhawks have won by an average of 17.9 points per game. In its four losses, KU lost by 12.2 points per game. Here is a breakdown of statistics when the Jayhawks win compared to when they lose.

KANSAS WIN/LOSS COMPARISON		
WIN	STAT	LOSS
83.8	SCORING	68.8
+17.9	SCORING MARGIN	-12.2
50.3	FG PCT.	41.9
44.3	3FG PCT.	32.4
70.5	FT. PCT.	67.0
+6.1	REB. MARGIN	-3.0
16.5	ASSISTS	10.8
12.1	TURNOVERS	13.3
4.5	BLOCKED SHOTS	1.8
6.7	STEALS	5.8



## COMPARING WINNING STREAKS

Kansas has posted two winning streaks of 11 or more in 2015-16. KU's current 11-game winning streak, which started Jan. 30, is the 14th time in the Bill Self era that the Jayhawks have won 10 or more straight games. The 13-game streak earlier this season included three ranked teams and three Big 12 foes, while the current 11-game streak includes five ranked opponents and 10 conference opponents.

## COMPARING WINNING STREAKS

13 (N.23-J.9)	STAT	11 (J.30-PRES.)
88.0	SCORING	78.5
+21.9	SCORING MARGIN	+13.2
50.9	FG PCT.	50.6
46.2	3FG PCT.	42.8
71.1	FT. PCT.	67.8
+7.7	REB. MARGIN	+3.7
17.9	ASSISTS	14.1
11.7	TURNOVERS	12.8
4.6	BLOCKED SHOTS	4.4
8.4	STEALS	5.4

## BIG 12 CHAMPS WELL REPRESENTED ON ALL-CONFERENCE TEAMS

Kansas men's basketball's starting five were included in the Phillips 66 All-Big 12 Awards announced March 6 and chosen by the league coaches. Senior F **Perry Ellis** was a unanimous All-Big 12 First Team selection, marking the conference-leading 27th time a Jayhawk has been named to the league's first team. KU junior guards **Frank Mason III** and **Wayne Selden Jr.** earned second-team recognition, while sophomore guard **Devonte' Graham** and junior forward **Landen Lucas** were honorable mention honorees. Graham and Mason were also named to the 2016 Big 12 All-Defensive Team by the conference coaches who were not allowed to vote for student-athletes from their own team.

Ellis and Selden are on the All-Big 12 squad for the third-straight season. Ellis was a third-team honoree as a sophomore in 2013-14 and has been a first-team selection each of the last two seasons. Selden was honorable mention his freshman and sophomore campaigns and garnered second-team honors this season. Mason is on the second team for the second-straight season, while Graham and Lucas are making their first appearance on the All-Big 12 squad. Mason and Graham are on the Big 12 All-Defensive Team for the first time.

In the 20-year history of the conference, Kansas lays claim to a league-best 106 All-Big 12 selections which includes first-, second-, third-, honorable mention, all-defensive and all-newcomer team honorees. Texas is second with 80. Ellis gives Kansas a first-team selection for the 16th-consecutive season and the 18th time in the 20-year history of the league. Ellis is the 18th KU All-Big 12 First Team choice in the 13 seasons under head coach **Bill Self**. The Big 12 All-Defensive Team began in 2005-06 and Kansas' 15 honorees are a conference best. This year is the fifth time KU has had multiple players named to the all-defense squad.

## IN THE POLLS

In the most recent national rankings released on March 7, Kansas is No. 1 both the Associated Press Top 25 and *USA Today* Coaches' Poll. **Kansas holds the longest active streak for consecutive weeks in the AP Top 25 (142)** after Duke fell out of the poll for the first time in eight seasons, ending a 167-week streak, on Feb. 1.

KU has spent five weeks ranked No. 1 in the AP poll (Jan. 4, Jan. 11, Feb. 29, March 1, March 7) and four weeks at No. 1 in the Coaches' poll (Jan. 11, Feb. 29, March 1, March 7). On Jan. 11, Kansas was ranked No. 1 in both national polls for the first time since Feb. 14, 2011.

The last time Kansas was not ranked by the AP was during the 2008-09 season. Under coach **Bill Self**, Kansas has been ranked in the AP Top 25 for 223 weeks, which includes 161 weeks in the Top 10, 93 times in the Top 5 and 23 times at No. 1. In the coaches' poll, under Self, Kansas has been ranked 236 times with 174 in the top 10 and 107 in the top five.

Kansas entered the 2015-16 season ranked No. 4 by AP and No. 5 in the coaches' polls. This season's AP poll is the highest ranking for the Jayhawks since 2009-10 when they entered the season No. 1 in the country. The preseason ranking is the 10th time in the Self era that the Jayhawks enter the season slotted seventh or higher, including each of the last four seasons – No. 5 in 2015-16 and 2014-15, No. 6 in 2013-14, and No. 7 in 2012-13.

## KANSAS MILESTONES

- Senior F **Perry Ellis** is only the 13th Jayhawk to reach the 1,600 point plateau, reaching the milestone at Kansas State (2/20). Ellis has 1,667 career points, which is 12th on the KU career scoring list. Earlier this season, Ellis became the 16th player in KU history to reach 700 career rebounds, currently 13th at 799. Ellis is the sixth player in KU history to rank in the top 13 in both career points and career rebounds: **Danny Manning** (2,951 points/1,187 rebounds), **Nick Collison** (2,097 points/1,143 rebounds), **Raef LaFrentz** (2,066 points/1,186 rebounds), **Clyde Lovellette** (1,979 points/839 rebounds) and **Dave Robisch** (1,754 points/815 rebounds).
- Junior G **Wayne Selden Jr.**, had 33 points against Kentucky (1/30) and in the process became the 57th Jayhawk to reach the 1,000-point plateau. He is 42nd on the KU scoring list at 1,094 points and ranks tied for 11th on the KU career 3-pointers made list at 154 (Kevin Pritchard, 1987-90) and 12th on the 3-pointers attempted list at 412.
- Junior G **Frank Mason III** surpassed the 1,000 points mark at Kansas State (2/20) and is the 58th Jayhawk to accomplish the feat. He is 46th at 1,059 career points. Mason ranks 17th on the KU career assists list, currently at 356.

Pay Heed, All Who Enter:  
**BEWARE OF "THE PHOG"**

## NATIONAL CHAMPIONS

1922, 1923, 1952, 1988, 2008

## BIG 12 CHAMPIONS

1997\*, 1998\*, 1999^, 2002, 2003, 2005, 2006\*, 2007\*, 2008\*, 2009, 2010\*, 2011\*, 2012, 2013\*, 2014, 2015, 2016

Regular season titles listed

\* - Regular season & tournament champions

^ - Tournament champions only

- Kansas has 2,180 all-time victories, second most in NCAA Division I history (Kentucky: 2,199).
- Kansas has held 308 of its last 321 opponents under 50 percent shooting.
- KU has held opponents to fewer than 100 points in 510 of its last 511 games. The last team to score 100 on Kansas was Oklahoma (1/4/16), a KU 109-106 3OT victory. The previous was Texas (2/11/02), a KU 110-103 overtime victory.
- KU has won at least 12 league games for 16-straight years, which is the longest active streak in the nation.
- Kansas won its 1,000th all-time conference game with the 83-50 win against Texas Tech (2/18/12). The Jayhawks won their 250th Big 12 game at Texas (1/24/15).
- Each KU senior class since 1986-87 has won at least 100 games.
- Every four-year player under Bill Self at KU has been part of at least one Final Four team.
- Bill Self has won 25 or more games in each of his last 11 seasons as a head coach, including 2015-16.
- Kansas is the only team in the Big 12 to have a .500 winning percentage or better series record against every conference foe.
- Kansas' 2002 team is the only squad in Big 12 history to go undefeated in conference play at 16-0.
- Kansas is first in the conference in wins with a 271-57 record in Big 12 regular-season games. Texas is next at 212-116. Including the league postseason championship, Kansas is tops at 309-67, while Texas is second at 235-135.
- KU is the only Big 12 school to have won a regular-season championship with two different coaches (Roy Williams and Bill Self).
- Under Bill Self, Kansas is 104-5 (95.4 percent) in Big 12 home games: 8-0 in 2004, 7-1 in 2005, 7-1 in 2006, 7-1 in 2007, 8-0 in 2008, 8-0 in 2009, 8-0 in 2010, 7-1 in 2011, 9-0 in 2012, 8-1 in 2013, 9-0 in 2014, 9-0 in 2015 and 9-0 in 2016.
- Under Bill Self, Kansas has not experienced a regular-season conference sweep by a Big 12 opponent. In 84 regular-season Big 12 home-and-home series during the Self era, Kansas has 58 sweeps and 26 splits.
- Kansas snapped its 68-straight game win streak against non-conference foes in Allen Fieldhouse with its loss to San Diego State on Jan. 5, 2014. Prior to that, the last non-Big 12 team to defeat KU in Allen Fieldhouse was Oral Roberts, 78-71 (11/15/06).

2015-16 ACCOLADES

TEAM

Big 12 Regular Season Champions  
Maui Jim Maui Invitational Champions  
Preseason Big 12 Coaches poll ranked No. 1  
*USA Today* Coaches' Preseason Poll ranked No. 5  
Ranked No. 1 (Jan. 11) in both the Associated Press and *USA Today* Coaches' Poll for first time since Feb. 14, 2011

BILL SELF

National Coach of the Year (*USA Today*, *Bleacher Report*)  
Big 12 Coach of the Year (AP)

CHECK DIALLO

Wayman Tisdale Award Watch List (1 of 14)  
Kareem Abdul Jabbar Award Watch List  
Preseason Big 12 Freshman of the Year

PERRY ELLIS

All-America Second Team (*USA Today*)  
Wooden Award Finalist  
Senior CLASS Award Finalist (Top 10)  
All-Big 12 First Team  
Academic All-Big 12 First Team  
Naismith Trophy Midseason 35  
Wooden Award Late Season Top 20  
Karl Malone Power Forward of the Year Award Finalist (1 of 10)  
Senior CLASS Award Candidate (Top 30)  
Wooden Award Midseason Top 25  
Lute Olson Award Mid-Season Watch (1 of 35)  
Oscar Robertson Trophy Watch List (1 of 33)  
Naismith Trophy Watch List (1 of 50)  
Maui Jim Maui Invitational All-Tournament Team  
Wooden Award Preseason Top 50  
Karl Malone Award Watch List  
Preseason All-Big 12 First Team

DEVONTE GRAHAM

All-Big 12 Honorable Mention / Big 12 All-Defensive Team  
Big 12 Player of the Week (2/15)

LANDEN LUCAS

All-Big 12 Honorable Mention

FRANK MASON III

All-Big 12 Second Team / Big 12 All-Defensive Team  
Eddie Sutton Tustenugee Award Semifinalist (1 of 11)  
Oscar Robertson Trophy Watch List (1 of 33)  
Naismith Trophy Watch List (1 of 50)  
Maui Jim Maui Invitational co-MVP  
Bob Cousy Award Watch List  
Preseason All-Big 12 Honorable Mention

EVAN MANNING

Academic All-Big 12 First Team

SVIATOSLAV MYKHAILIUK

Academic All-Big 12 First Team  
Julius Erving Award Watch List

WAYNE SELDEN JR.

All-Big 12 Second Team  
Naismith Trophy Midseason 35  
Julius Erving Small Forward of the Year Award Finalist (1 of 10)  
Oscar Robertson Trophy Midseason Watch List (1 of 20)  
Wooden Award Midseason Top 25  
Oscar Robertson Trophy Watch List (1 of 33)  
Naismith Trophy Watch List (1 of 50)  
co-Big 12 Player of the Week (11/30)  
Maui Jim Maui Invitational co-MVP  
Maui Jim Maui Invitational All-Tournament Team  
Julius Erving Award Watch List

JAYHAWKS ON KU's CAREER LISTS

NAME	RANK / CATEGORY	VALUE
Perry Ellis	12th / Points	1,667
Perry Ellis	13th / Rebounds	799
Perry Ellis	t-13th / Double-Doubles	16
Wayne Selden Jr.	42nd / Points	1,094
Wayne Selden Jr.	t-11th / 3-pt FG	154
Wayne Selden Jr.	12th / 3-pt FG Att.	412
Wayne Selden Jr.	21st / 3-pt FG %	37.4
Jamari Traylor	14th / Blocks	118
Frank Mason III	46th / Points	1,059
Frank Mason III	15th / 3-pt FG %	40.0
Frank Mason III	18th / Assists	356

ONLY THE SIXTH TIME

When junior G **Frank Mason III** surpassed the 1,000-points plateau, currently at 1,059, he joined teammates **Perry Ellis** (1,667) and **Wayne Selden Jr.** (1,094) who have also reached the milestone. Historically, this is only the sixth time in KU history there have been three or more 1,000-point scorers on the same floor and the first since 2004-05. Kansas and Oklahoma are the only two Big 12 schools that have three active players with 1,000 points or more. OU has senior Buddy Hield, senior Isaiah Cousins and junior Jordan Woodard.

1,000-POINT SCORERS ON SAME FLOOR

SEASON	PLAYERS
2015-16	Ellis (1,667) / Selden (1,094) / Mason (1,059)
2004-05	Langford (1,821) / Simien (1,593) / Miles (1,183)
2001-02	Collison (1,395) / Boschee (1,560) / Gooden (1,526) / Hinrich (1,112)
1997-98	LaFrentz (2,066) / Pierce (1,768) / Thomas (1,152)
1996-97	LaFrentz (1,473) / Haase (1,264) / Pollard (1,209) / Vaughn (1,207)
1985-86	Manning (1,149) / Thompson (1,548) / Kellogg (1,508) / Dreiling (1,209)

KANSAS VS. RANKED TEAMS

With its 85-78 win against No. 21/20 Iowa State (3/5), Kansas improved to 9-3 against nationally-ranked opponents in 2015-16, including 3-0 versus top-10 foes. Nine of those 12 contests have been versus Big 12 members with KU having a 7-2 record. In the **Bill Self** era, Kansas is 73-37 against ranked opponents and has had a winning record against ranked foes each of the last 11 seasons. In 2014-15 KU played an all-time high 16 games vs. ranked foes and its 10 wins last year were also a season best.

KU VS. AP TOP 25 TEAMS UNDER SELF

SEASON	RECORD	VS. TOP 10
2015-16	9-3	3-0
2014-15	10-6	0-1
2013-14	7-2	3-0
2012-13	5-2	2-1
2011-12	7-5	6-4
2010-11	5-1	1-1
2009-10	8-1	2-0
2008-09	3-3	1-2
2007-08	5-2	3-1
2006-07	5-2	2-2
2005-06	3-3	1-2
2004-05	4-2	3-1
2003-04	2-5	1-2

DOWNTOWN

Kansas is making 42.9 percent from 3-point range which is third nationally and second in the Big 12. At their current percentage pace, the 2015-16 Jayhawks would finish second on the school's single-season 3-point field goal percentage list. Additionally, Kansas' 263 3-pointers made this season are currently second most in school history for a season ranking behind the 271 in 2010-11.

KU 3-PT FG% (40.0%-PLUS SEASONS)

SEASON	3-POINT FGS	3-POINT FG PCT.
1989-90	230-551	43.3
2015-16	263-613	42.9
2001-02	224-536	41.8
1988-89	143-344	41.6
2009-10	262-648	40.4

DOMINATING DEFENSE

In **Bill Self's** previous 12 seasons at Kansas, the Jayhawks have led the Big 12 in field goal percentage defense eight times and finished no lower than fourth. Nationally, Self-coached Jayhawks have ranked eighth or higher in all but two seasons in field goal percentage defense and have ranked in the top five on eight occasions, including first in 2005-06 and 2011-12.

KU FG% DEF. UNDER BILL SELF

SEASON	FIELD GOAL PCT. DEF.	BIG 12 / NCAA RANK
2015-16	39.7	1st / 26th
2014-15	39.6	3rd / 35th
2013-14	41.6	4th / 79th
2012-13	36.1	1st / 1st
2011-12	38.0	1st / 3rd
2010-11	39.4	3rd / 13th
2009-10	37.9	1st / 4th
2008-09	38.3	1st / 5th
2007-08	37.9	1st / 3rd
2006-07	37.6	2nd / 4th
2005-06	37.0	1st / 1st
2004-05	38.7	1st / 5th
2003-04	39.0	1st / 8th

CONFERENCE SUCCESS

Including the 2015-16 title, Kansas has won 16 of the 20 Big 12 regular-season championship (includes ties), including the last 12, which ranks second on the NCAA all-time consecutive list. Kansas' 59 conference titles are the most in NCAA Division I. Kentucky is second with 52 and Penn third at 37. KU's 12-straight league titles are the longest active streak in NCAA Division I and the longest streak in school history.

CONSECUTIVE CONFERENCE REGULAR-SEASON WINNERS

#	TEAM	CONFERENCE	SEASONS
13	UCLA	PAC-10	1967-79
12*	KANSAS	Big 12	2005-16
11	Gonzaga	West Coast	2001-11
10	Connecticut	Yankee	1951-60
10	UNLV	Big West	1983-92
9	Idaho State	Rocky Mountain	1953-61
9	Kentucky	Southeastern	1944-52

source: NCAA Record Book; \*active streak

BIG 12 RUN NO CAKEWALK

Kansas currently ranks No. 1 in the NCAA Rating Percentage Index (RPI), through games of March 6 and its strength of schedule is sixth nationally. KU ended

2014-15 ranked No. 5 in the RPI and No. 1 in strength of schedule. Following the 2013-14 season, for the second time in the **Bill Self** era, Kansas ranked first in strength of schedule, according to data from *RPIratings.com*. KU was also tops in Self's second season, 2004-05. Prior to 2015-16, in Self's 12 seasons, KU has ranked fifth or higher in the final RPI eight times, including each of the last six years. Kansas was fourth in the final RPI in 2013-14, its highest since 2010-11 when it ranked first.

### RPI RANKINGS - BILL SELF ERA

SEASON	KU RPI	KU SOS	BIG 12 RPI
2015-16	1	6	1
2014-15	5	1	1
2013-14	4	1	2
2012-13	5	17	5
2011-12	5	8	3
2010-11	1	10	3
2009-10	1	6	1
2008-09	11	13	3
2007-08	4	12	2
2006-07	10	44	7
2005-06	32	60	5
2004-05	3	1	3
2003-04	12	6	4

Source: NCAA.com

### ELLIS NAMED A SENIOR CLASS AWARD FINALIST

**Perry Ellis** is one of 10 finalists for the 2015-16 Senior CLASS Award®. To be eligible for the award, one must be classified as an NCAA Division I senior and have notable achievements in four areas of excellence: community, classroom, character and competition.

Nationwide fan voting has started to help select the winner, and fans can daily submit votes online through March 21 at SeniorCLASSaward.com. Fan votes will be combined with those of the media and Division I head coaches to determine the winners. KU's **Wayne Simien** won the Senior CLASS Award in 2005.

### BOB DAVIS RETIRING

**Bob Davis**, for over three decades the play-by-play voice of Kansas Jayhawk football and men's basketball, announced Nov. 24 that he will retire following the 2015-16 basketball season. Davis began with the Jayhawk Radio Network in fall 1984 and has broadcast eight of the Jayhawks' 14 NCAA Final Four appearances, including KU's 1988 and 2008 national championships, and half of KU's 12 football bowl games, including the Jayhawks' victory in the 2008 Orange Bowl. He has also served for many years as host of the weekly radio show "Hawk Talk," featuring the Jayhawk football and basketball coaches.

A member of the Kansas Association of Broadcasters (KAB), Fort Hays State Athletics and Topeka West High School Graduate Halls of Fame, Davis has been named Kansas Sportscaster of the Year 14 times, including being named the 2015 recipient in Jan. 2016. In 1991 KAB presented him with its Hod Humiston Award for Contributions to Sports Broadcasting. The Kansas State High School Activities Association recognized him with the Oscar Stauffer Sports Broadcasting Award in 1975 and 1978 for his high school broadcasts. Davis has

chaired KAB's Sports Seminar has judged the Kansas Scholastic Press Association Sports Writing Competition. He has lectured numerous times at university broadcasting and journalism classes.

In his stint with Kansas, Davis has called more than 1,160 men's basketball games between regular-season and exhibition contests. Prior to KU, Davis would occasionally fill in for **Max Falkenstein** and **Tom Hedrick** on the Jayhawk Radio Network. In the 1970s, Davis called many KU contests when working for KFEQ and KAYS radio stations calling every game of the Big Eight Holiday Tournament. With his 372 Kansas football games broadcasted, Davis has called more than 1,540 KU contests as the Voice of the Jayhawks.

### WELCOME TO THE SHOW

Kansas basketball is packing arenas throughout the country this season. In addition to playing in front of 100-percent capacity crowds for all games at Allen Fieldhouse thus far this season, Kansas has filled visiting arenas to an average capacity of 96.4 percent.

### DRAWING LARGE CROWDS

DATE / OPPONENT	ARENA	CAPACITY %
11/17 vs. Michigan State	United Center	103%
11/23 vs. Chaminade	Lahina Civic Center	100%
11/24 vs. UCLA	Lahina Civic Center	100%
11/25 vs. Vanderbilt	Lahina Civic Center	100%
12/12 vs. Oregon State	Sprint Center	98%
12/22 at San Diego St.	Viejas Arena	100%
1/9 at Texas Tech	United Supermarkets Arena	94%
1/12 at West Virginia	WVU Coliseum	86%
1/19 at Oklahoma State	Gallagher-Iba Arena	84%
1/25 at Iowa State	Hilton Coliseum	100%
2/6 at TCU	Schollmaier Arena	96%
2/13 at Oklahoma	Lloyd Noble Center	106%
2/20 at Kansas State	Bramlage Coliseum	100%
2/23 at Baylor	Ferrell Center	80%
2/19 at Texas	Erwin Center	100%

Capacity % based off announced attendance and listed arena capacity.  
All home games in Allen Fieldhouse have been at 100% capacity.

### THIS DAY IN KANSAS BASKETBALL HISTORY

**Kansas is 9-10 all-time on March 10.**

**March 10, 1984:** Kansas defeated Oklahoma, 79-78, in Kemper Arena to win the Big 12 Championship. Senior guard **Carl Henry** led all scorers with 30 points on 12-for-17 shooting from the field, while sophomore guard **Calvin Thompson** added 17 points in the winning effort. With 40 seconds remaining, sophomore guard **Ron Kellogg** made his only shot of the game to give KU a one-point lead. The Sooners held the ball for the final shot, but missed at the buzzer to give the Jayhawks the postseason conference title in their first year under head coach **Larry Brown**. KU advanced to the second round of the NCAA Tournament that season before falling to Wake Forest, 69-59, to end the year with a 22-10 record.

### UP NEXT

Should Kansas advance March 10, it would be making its 18th Big 12 semifinal appearance and 36th overall league tournament semifinal. KU would face the winner of the No. 4 seed Texas vs. No. 5 seed Baylor contest on March 11 at 6 p.m., on ESPN2.



### JAYHAWKS CURRENTLY IN THE NBA (19)

PLAYER	YEARS AT KU	NBA SEASON	CURRENT TEAM
Cole Aldrich	2008-10	6th	L.A. Clippers
Cliff Alexander	2014-15	1st	Portland
Darrell Arthur	2007-08	7th	Denver
Tarik Black	2013-14	2nd	L.A. Lakers
Mario Chalmers	2006-08	8th	Memphis
Nick Collison	2000-03	12th	Oklahoma City
Joel Embiid *	2013-14	2nd	Philadelphia
Drew Gooden	2000-02	14th	Washington
Kirk Hinrich	2000-03	13th	Atlanta
Sasha Kaun	2005-08	1st	Cleveland
Ben McLemore	2012-13	3rd	Sacramento
Marcus Morris	2009-11	5th	Detroit
Markieff Morris	2009-11	5th	Washington
Kelly Oubre	2014-15	1st	Washington
Paul Pierce	1996-98	18th	L.A. Clippers
Thomas Robinson	2009-12	4th	Brooklyn
Brandon Rush	2006-08	8th	Golden State
Andrew Wiggins	2013-14	2nd	Minnesota
Jeff Withey	2010-13	3rd	Utah

\* - Joel Embiid is on Philadelphia's injured reserve list

### JAYHAWKS IN THE NBA DRAFT (Bill Self era)

YEAR	PLAYER	ROUND / OVERALL	TEAM
2005	Wayne Simien	1st / 29th	Miami
2007	Julian Wright *	1st / 13th	New Orleans
2008	Brandon Rush *	1st / 13th	Portland
2008	Darrell Arthur	1st / 27th	New Orleans
2008	Mario Chalmers	2nd / 34th	Minnesota
2008	Darnell Jackson	2nd / 52nd	Miami
2008	Sasha Kaun	2nd / 56th	Seattle
2010	Xavier Henry *	1st / 12th	Memphis
2010	Cole Aldrich *	1st / 11th	New Orleans
2011	Marcus Morris *	1st / 13th	Houston
2011	Markieff Morris *	1st / 14th	Phoenix
2011	Josh Selby	2nd / 49th	Memphis
2012	Thomas Robinson *	1st / 5th	Sacramento
2012	Tyshawn Taylor	2nd / 41st	Portland
2013	Ben McLemore *	1st / 7th	Sacramento
2013	Jeff Withey	2nd / 39th	Portland
2014	Andrew Wiggins *	1st / 1st	Cleveland
2014	Joel Embiid *	1st / 3rd	Philadelphia
2015	Kelly Oubre Jr.	1st / 15th	Atlanta

\* - lottery pick (top 14)

### QUICK FACTS - JAYHAWKS IN THE NBA

- 69 Jayhawks have competed at the NBA level, including 24 who were coached by **Bill Self** at KU and 19 currently in the league.
- **Bill Self** has coached 19 NBA Draft picks at KU, including nine lottery picks.
- 32 Jayhawks have been picked in the first round of the NBA Draft.
- 11 Jayhawks have won 17 NBA titles.
- Three Jayhawks have earned NBA Finals MVP honors: **Wilt Chamberlain** (1972, L.A. Lakers), **Jo Jo White** (1976, Boston), and **Paul Pierce** (2008, Boston).
- **Wilt Chamberlain** earned NBA MVP honors four times (1960, 1966, 1967, 1968) in his 15-year NBA career.
- **Paul Pierce** is the all-time longest-tenured Jayhawk in the NBA, currently in his 18th season.
- 15 Jayhawks have had NBA careers lasting 10 seasons or longer.





# BILL SELF

## HEAD COACH

Oklahoma State '85

13th Season at Kansas

23rd Season Overall

**Family:** Cindy (wife), Lauren (daughter), Tyler (son)

### CAREER RECORD // BY SCHOOL

SCHOOL (SEASONS)	-- OVERALL --			-- CONFERENCE --		
	W	L	%	W	L	%
Oral Roberts (4)	55	54	.505	-	-	-
Tulsa (3)	74	27	.733	30	12	.714
Illinois (3)	78	24	.765	35	13	.729
<b>KANSAS (13th)</b>	<b>379</b>	<b>82</b>	<b>.822</b>	<b>179</b>	<b>39</b>	<b>.821</b>
<b>TOTAL (23rd)</b>	<b>586</b>	<b>187</b>	<b>.758</b>	<b>244</b>	<b>64</b>	<b>.792</b>

### KANSAS RECORD // HOME-ROAD-NEUTRAL

	-- HOME (AFH) AT KU --			-- ROAD AT KU --			-- NEUTRAL AT KU --		
	W	L	%	W	L	%	W	L	%
<b>OVERALL</b>	<b>206</b>	<b>9</b>	<b>.958</b>	<b>89</b>	<b>41</b>	<b>.685</b>	<b>84</b>	<b>30</b>	<b>.737</b>

### CAREER RECORD // YEAR-BY-YEAR

YEAR	OVERALL W-L / %	CONF. W-L / %	NOTE
<b>ORAL ROBERTS (1993-97)</b>			
1993-94	6-21 .222	- -	None
1994-95	10-17 .370	- -	None
1995-96	18-9 .667	- -	None
1996-97	21-7 .750	- -	NIT
<b>TULSA (1997-2000)</b>			
1997-98	19-12 .613	9-5 .643	3rd WAC
1998-99	23-10 .697	9-5 .643	t-1st WAC / NCAA Rnd of 32
1999-00	32-5 .865	12-2 .857	1st WAC / NCAA Elite Eight
<b>ILLINOIS (2000-03)</b>			
2000-01	27-8 .771	13-3 .813	t-1st Big Ten / NCAA Elite Eight
2001-02	26-9 .743	11-5 .688	t-1st Big Ten / NCAA Sweet 16
2002-03	25-7 .781	11-5 .688	* 2nd Big Ten / NCAA Rnd of 32
<b>KANSAS (2003-present)</b>			
2003-04	24-9 .727	12-4 .750	2nd Big 12 / NCAA Elite Eight
2004-05	23-7 .767	12-4 .750	t-1st Big 12 / NCAA Rnd of 64
2005-06	25-8 .758	13-3 .813	* t-1st Big 12 / NCAA Rnd of 64
2006-07	33-5 .868	14-2 .875	* 1st Big 12 / NCAA Elite Eight
2007-08	37-3 .925	13-3 .813	* t-1st Big 12 / NCAA Champions
2008-09	27-8 .771	14-2 .875	1st Big 12 / NCAA Sweet 16
2009-10	33-3 .917	15-1 .938	* 1st Big 12 / NCAA Rnd of 32
2010-11	35-3 .921	14-2 .875	* 1st Big 12 / NCAA Elite Eight
2011-12	32-7 .821	16-2 .889	1st Big 12 / NCAA Runner-Up
2012-13	31-6 .838	14-4 .778	* t-1st Big 12 / NCAA Sweet 16
2013-14	25-10 .714	14-4 .778	1st Big 12 / NCAA Rnd of 32
2014-15	27-9 .750	13-5 .722	1st Big 12 / NCAA Rnd of 32
<b>2015-16</b>	<b>27-4 .871</b>	<b>15-3 .833</b>	<b>1st Big 12</b>

\* - won conference tournament

In Conference Tournament (at Kansas) . . . . .	31-10 (22-5)
In NCAA Tournament (at Kansas) . . . . .	37-16 (27-11)
In Postseason Play (at Kansas) . . . . .	67-26 (48-16)
In Overtime . . . . .	22-10 (15-6)

Note - Oral Roberts was independent during Self's tenure so all games played at ORU were non-conference.

### TROPHY CASE

- **NCAA Championship title** (2008, )
- **NCAA Final Four** (2008, 2012, )
- **16 Regular Season Conference Titles:** 2 at Tulsa (1999, 2000); 2 at Illinois (2001, 2002); 11 at Kansas (2005, 2006, 2007, 2008, 2009, 2010, 2011, 2012, 2013, 2014, 2015, 2016, )
- **7 Conference Tournament Titles:** 1 at Illinois (2003); 6 at Kansas (2006, 2007, 2008, 2010, 2011, 2013, )

### CAREER HONORS

- **National Coach of the Year** - 2000 (Sporting News; Wooden), 2009 (Yahoo! Sports; Sporting News; Athlon Sports; CBSSports.com; USBWA; AP; CBS/ Chevrolet; ESPN.com), 2012 (Sporting News; Adolph Rupp; Naismith), 2016 (Bleacher Report, USA Today)
- **Conference Coach of the Year** - 2000 (WAC), 2006 (Big 12), 2009 (Big 12), 2011 (Big 12), 2012 (co-Big 12), 2015 (Big 12 by AP), 2016 (Big 12 by AP)
- **Wooden Award "Legends of Coaching"** - 2013
- **Oklahoma Sports Hall of Fame** - 2013 induction
- **Wayman Tisdale Humanitarian Award** (USBWA) - 2014
- **Mannie Jackson - Basketball's Human Spirit Award** (Naismith Hall of Fame) - 2015
- **Winged Foot Award** (for national champion coach) - 2008
- **Naismith Coach of the Year Finalist** (Atlanta Tipoff Club) - 2000, 2001, 2002, 2003, 2009

### NOTES

- Bill Self was named the eighth head coach in Kansas basketball history on April 21, 2003.
- While at Kansas, Self has won a national championship, a KU-record 12-straight regular-season Big 12 Conference titles and six league tournament championships.
- At Kansas, Self has won more regular-season league titles (12) than has home losses (nine) in Allen Fieldhouse.
- In his first trip to the Final Four in 2008, Self's team won the title. Self is one of 11 active coaches in NCAA Division I to have won a national title. Kansas' 12-straight conference titles (2005-15) rank second all-time in NCAA Division I history.
- In Self's 13 seasons at Kansas, he has coached 10 NBA Lottery selections including Andrew Wiggins and Joel Embiid, the No. 1 and No. 3 overall selections in the 2014 NBA Draft. Wiggins was the second-ever Jayhawk to go No. 1 with the other being Danny Manning in 1988.
- Self has guided his teams to 18-straight 23-win seasons dating back to 1998-99.
- Self's teams have won 16 league crowns in the last 18 years, including the 2016 title. The other two seasons resulted in runner-up conference finishes.
- Kansas' four-straight 30-win seasons from 2009-10 to 2012-13 are the most consecutive 30-win seasons in NCAA history (note: Memphis did it from 2006-09 yet later vacated the 2008 season).
- In his first 700 games coached for his career, Self's 529 victories rank eighth most all-time in NCAA Division I history.
- He won his 500th all-time game at Iowa State (108-96 in OT) on Feb. 25, 2013. The fastest KU coach to reach 300 wins at Kansas, Self's milestone victory occurred during the 2013 NCAA Tournament against former KU coach Roy Williams' North Carolina team, 70-58. Kansas' 300 victories under Self in his first 10 seasons were more wins than any other NCAA Division I school in the last 10 years.
- Self is a member of the NCAA Men's Basketball Rules Committee, the USA Basketball Competition Committee and board member for the National Association of Basketball Coaches.
- Self has coached four league player(s) of the year and 52 all-conference performers, including four All-Big 12 selections in 2015.
- Self is one of five coaches in NCAA Division I history to have led three different teams - Tulsa, Illinois and Kansas - to the NCAA Elite Eight, including five times with KU (2004-07-08-11-12). The other coaches are: Gene Bartow, John Calipari, Rick Pitino and Eddie Sutton.
- In the classroom, Kansas is one of 12 NCAA Division I schools that has achieved a perfect Academic Progress Rate (APR). Under Self, Kansas has 31 Academic All-Big 12 selections. Included are Academic All-Americans Cole Aldrich (2010) and Tyrel Reed (2011) with Aldrich being named the Academic All-American of the Year.
- In the summer of 2015, Self guided the USA National Team, made up mainly of University of Kansas student-athletes, to the gold medal at the World University Games in Gwangju, Korea, by posting an 8-0 record. The medal was USA's first in three World University Games and the first gold, 14th overall, for the Americans since 2005.
- Before his first head-coaching job at Oral Roberts, Self served as a graduate assistant at KU (1985-86) and as an assistant coach at Oklahoma State (1986-93).



O

## FRANK MASON III

Guard • 5-11 • 185 • JR  
Petersburg, Virginia  
Massanutten Military Academy

### STAT SUMMARY

* - 2015-16	PPG	RPG	APG	FG%	3FG%	FT%	PTS <sup>40</sup>	REB <sup>40</sup>	AST <sup>40</sup>	T/O <sup>40</sup>	STL <sup>40</sup>	BLK <sup>40</sup>
SEASON *	13.4	4.4	4.6	44%	41%	73%	16.2	5.3	5.5	2.3	1.6	0.1
BIG 12 *	13.6	4.5	3.9	43%	39%	71%	15.7	5.2	4.5	2.5	1.2	0.0
CAREER	10.4	3.2	3.5	44%	40%	74%	15.1	4.6	5.1	2.4	1.6	0.1

### PER 40-MINUTE AVG.

* - 2015-16	PPG	RPG	APG	FG%	3FG%	FT%	PTS <sup>40</sup>	REB <sup>40</sup>	AST <sup>40</sup>	T/O <sup>40</sup>	STL <sup>40</sup>	BLK <sup>40</sup>
SEASON *	13.4	4.4	4.6	44%	41%	73%	16.2	5.3	5.5	2.3	1.6	0.1
BIG 12 *	13.6	4.5	3.9	43%	39%	71%	15.7	5.2	4.5	2.5	1.2	0.0
CAREER	10.4	3.2	3.5	44%	40%	74%	15.1	4.6	5.1	2.4	1.6	0.1

### CAREER HONORS

2015-16: All-Big 12 Second Team... Big 12 All-Defensive Team... Eddie Sutton Tustenuggee Award Semifinalist (1 of 11)... Oscar Robertson Trophy Watch List (1 of 33)... Naismith Trophy Watch List (1 of 50)... Maui Invitational co-MVP... Bob Cousy Award Watch List... Preseason All-Big 12 Honorable Mention. 2014-15: All-Big 12 Second Team (Big 12/AP)... Orlando Classic All-Tournament Team.

### OVERVIEW

A well-rounded point guard that can run the floor as well as score... His 1,901 points at Petersburg High School rank second only to former NBA great and PHS alum, Moses Malone... Went on to play a prep season at Massanutten Military Academy following his high school career... Averaged 22.2 points, 6.0 assists and 4.0 rebounds in 2012-13.

### CAREER HIGHS

PTS	21	at Iowa State (1/17/15) / at Oklahoma (3/7/15) / HARVARD (12/5/15)
REB	10	vs Michigan St. (11/30/14) / at Texas Tech (1/9/16)
FG	8	four times, last at TCU (1/28/15)
FGA	20	OKLAHOMA (1/4/16)
3FG	4	at Temple (12/22/14)
3FGA	6	at Temple (12/22/14) / at Texas Tech (1/9/16)
FT	11	vs Duke (11/12/13) / WEST VIRGINIA (3/3/15)
FTA	12	three times, last vs. Oregon State (12/12/15)
AST	9	LAFAYETTE (12/20/14) / NORTHERN COLO. (11/13/15) / MONTANA (12/19/15)
STL	4	UNLV (1/4/15) / LOYOLA (12/1/15) / HARVARD (12/5/15)
BLK	1	seven times, last vs. MONTANA (12/19/15)
MIN	53	OKLAHOMA (01/04/16)

### GAME MISCELLANEOUS

	FRESHMAN	SOPHOMORE	JUNIOR	CAREER
Double-Doubles	0	1	1	2
10+ PTS	7	30	28	65
20+ PTS	-	3	1	4
5+ REB	-	12	16	28
5+ AST	5	13	15	33
10+ AST	-	-	-	0
2+ STL	2	14	11	27
2+ BLK	-	-	-	0
PTS Team Leader	2	8	5	15
REB Team Leader	-	4	3	7
AST Team Leader	9	24	21	54
STL Team Leader	4	17	13	34

### CAREER OVERALL

SEASON	GP	GS	MIN	FG	3FG	FT	REB	REB/G	AST/G	PTS	PTS/G
2013-14	35	3	16.2	.417	.327	.662	46	1.3	2.1	191	5.5
2014-15	36	36	33.5	.441	.429	.786	141	3.9	3.9	452	12.6
2015-16	31	31	33.1	.437	.413	.732	136	4.4	4.6	416	13.4
<b>TOTAL</b>	<b>102</b>	<b>70</b>	<b>27.5</b>	<b>.435</b>	<b>.400</b>	<b>.739</b>	<b>323</b>	<b>3.2</b>	<b>3.5</b>	<b>1,059</b>	<b>10.4</b>

### CAREER BIG 12

SEASON	GP	GS	MIN	FG	3FG	FT	REB	REB/G	AST/G	PTS	PTS/G
2013-14	18	0	14.2	.462	.417	.529	16	0.9	1.7	79	4.4
2014-15	18	18	33.8	.425	.353	.782	65	3.6	4.0	231	12.8
2015-16	18	18	34.4	.427	.390	.714	81	4.5	3.9	244	13.6
<b>TOTAL</b>	<b>54</b>	<b>36</b>	<b>27.5</b>	<b>.431</b>	<b>.381</b>	<b>.725</b>	<b>162</b>	<b>3.0</b>	<b>3.2</b>	<b>554</b>	<b>10.3</b>

### 2015-16 GAME-BY-GAME

DATE	OPPONENT	MIN	FG	3FG	FT	REB	AST	T/O	BLK	STL	PTS
11/13	NORTHERN COLO.	*23	3-6	3-3	2-2	4	9	2	0	1	11
11/17	vs. Michigan St. &	*34	5-15	0-3	4-6	5	3	1	0	3	14
11/23	vs. Chaminade #	*26	5-9	1-3	3-3	6	7	2	0	1	14
11/24	vs. UCLA #	*31	4-7	0-2	8-9	5	7	0	0	2	16
11/25	vs. Vanderbilt #	*34	4-13	0-1	2-3	5	3	1	0	0	10
12/1	LOYOLA (Md.)	*30	4-13	2-5	0-1	6	5	1	0	4	10
12/5	HARVARD	*38	7-11	2-3	5-7	3	5	3	0	4	21
12/9	HOLY CROSS	*27	5-6	2-2	1-1	3	5	2	1	0	13
12/12	OREGON STATE	*38	5-8	0-1	8-12	2	6	1	0	3	18
12/19	MONTANA	*23	2-5	1-1	2-3	2	9	0	1	0	7
12/22	at San Diego St.	*30	5-12	2-3	0-0	4	3	1	0	1	12
12/29	UC IRVINE	*31	4-8	0-2	5-6	2	6	2	0	3	13
1/2	BAYLOR *	*28	5-9	0-2	1-1	5	4	2	0	1	11
1/4	OKLAHOMA *	*53	5-20	1-5	4-5	7	6	4	0	3	15
1/9	at Texas Tech *	*31	3-8	3-6	8-8	10	5	2	0	1	17
1/12	at West Virginia *	*33	3-6	2-2	4-7	3	2	7	0	0	12
1/16	TCU *	*36	3-10	0-3	4-6	6	4	1	0	2	10
1/19	at Oklahoma St. *	*34	4-12	2-5	4-7	5	0	2	0	0	14
1/23	TEXAS *	*39	3-14	1-5	6-7	8	3	1	0	1	13
1/25	at Iowa State *	*32	6-11	1-2	3-4	6	3	6	0	1	16
1/30	KENTUCKY	*42	3-11	2-4	5-6	8	4	3	0	2	13
2/3	KANSAS STATE *	*31	1-2	0-1	6-9	1	4	2	0	0	8
2/6	at TCU *	*39	3-11	1-5	5-6	4	6	3	0	0	12
2/9	WEST VIRGINIA *	*37	3-7	1-2	7-8	5	2	2	0	1	14
2/13	at Oklahoma *	*26	4-7	1-4	5-6	5	3	1	0	1	14
2/15	OKLAHOMA ST. *	*33	4-9	1-2	5-7	5	6	0	0	0	14
2/20	at Kansas State *	*33	5-9	1-3	5-9	0	5	1	0	2	16
2/23	at Baylor *	*37	7-11	2-4	3-7	4	3	1	0	1	19
2/27	TEXAS TECH *	*35	5-9	3-5	3-5	2	3	3	0	2	16
2/29	at Texas *	*31	5-6	3-3	1-1	2	6	1	0	1	14
3/5	IOWA STATE *	*32	4-7	0-0	1-2	3	5	0	0	1	9

\* - Big 12 Conference game; & - Champions Classic (Chicago, Ill.); # = Maui Invitational; % - Big 12 Championship; ! - NCAA Championship

### BIG 12 CHAMPIONSHIP GAME-BY-GAME

DATE	OPP. / RND.	MIN	FG	3FG	FT	REB	AST	T/O	BLK	STL	PTS
3/13/14	OSU / QF	4	1 1	1 1	0 0	0	0	0	0	0	3
3/14/14	ISU / SF	12	1 3	0 1	0 0	0	0	1	0	1	2
3/12/15	TCU / QF	* 37	3 9	0 0	0 2	5	2	2	0	3	6
3/13/15	BU / SF	* 33	3 11	0 2	2 3	2	4	2	0	2	8
3/14/15	ISU / F	* 36	2 11	1 3	8 9	4	4	1	0	0	13
<b>AVG.</b>	<b>5 GAMES</b>	<b>24.4</b>	<b>29%</b>	<b>29%</b>	<b>71%</b>	<b>2.2</b>	<b>2.0</b>	<b>1.2</b>	<b>0.0</b>	<b>1.2</b>	<b>6.4</b>



1

WAYNE SELDEN JR.

Guard • 6-5 • 230 • JR  
Roxbury, Massachusetts  
Tilton School (N.H.)

STAT SUMMARY							PER 40-MINUTE AVG.						
* - 2015-16							PTS <sup>40</sup>	REB <sup>40</sup>	AST <sup>40</sup>	T/O <sup>40</sup>	STL <sup>40</sup>	BLK <sup>40</sup>	
SEASON *	13.4	3.4	2.5	47%	42%	57%	18.1	4.5	3.4	2.4	1.0	0.4	
BIG 12 *	11.3	3.3	2.2	41%	34%	48%	15.0	4.3	2.9	2.4	0.7	0.2	
CAREER	10.7	2.9	2.5	43%	37%	62%	14.6	4.0	3.5	2.6	0.9	0.5	

CAREER HONORS

2015-16: All-Big 12 Second Team... Naismith Trophy Midseason 35... Julius Erving Small Forward of the Year Award Finalist (1 of 10)... Wooden Award Midseason Top 25... Oscar Robertson Trophy Watch List (1 of 33)... Naismith Trophy Watch List (1 of 50)... co-Big 12 Player of the Week (11.30.14)... Maui Invitational co-MVP... Maui Invitational All-Tournament Team... Julius Irving Award Watch List. 2014-15: Big 12 Championship All-Tournament team... All-Big 12 Honorable Mention... John R. Wooden Award Preseason Top 50. 2013-14: All-Big 12 Honorable Mention... Wayman Tisdale Freshman of the Week (1.14.14)... Athlon Sports National Freshman of the Week (1.13.14)... Big 12 Newcomer of the Week (1.13.14)... Naismith Trophy Early Watch List... John R. Wooden Preseason List... Wayman Tisdale Award Preseason Watch List by USBWA.

CAREER HIGHS		
PTS	33	KENTUCKY (1/30/16)
REB	8	vs. Baylor (3/13/15)
FG	12	KENTUCKY (1/30/16)
FGA	20	KENTUCKY (1/30/16)
3FG	5	four times, last vs. BAYLOR (1/2/16)
3FGA	10	at Oklahoma (1/8/14)
FT	8	BAYLOR (2/14/15) / vs Iowa State (3/14/15)
FTA	12	vs Baylor (3/3/15)
AST	9	RIDER (11/24/14)
STL	3	TCU (2/15/14) / vs. Stanford (3/23/14) / TEXAS TECH (1/10/15)
BLK	4	KANSAS STATE (1/31/15)
MIN	44	KENTUCKY (1/30/16)

GAME MISCELLANEOUS				
	FRESHMAN	SOPHOMORE	JUNIOR	CAREER
Double-Doubles	0	0	0	0
10+ PTS	14	14	20	48
20+ PTS	3	4	5	12
30+ PTS	0	0	1	1
5+ REB	3	4	10	17
5+ AST	5	4	3	12
2+ 3FG	11	13	17	41
2+ STL	7	4	4	15
2+ BLK	1	3	1	5
PTS Team Leader	2	5	9	16
REB Team Leader	0	1	1	2
AST Team Leader	7	9	2	18
STL Team Leader	9	5	5	19
BLK Team Leader	0	0	6	6

CAREER OVERALL											
SEASON	GP	GS	MIN	FG	3FG	FT	REB	AVG	AST/G	PTS	AVG
2013-14	35	35	29.2	.437	.328	.629	92	2.6	2.5	340	9.7
2014-15	36	36	29.4	.382	.365	.657	101	2.8	2.6	339	9.4
2015-16	31	30	29.5	.472	.418	.573	104	3.4	2.5	415	13.4
TOTAL	102	101	29.4	.431	.374	.622	297	2.9	2.5	1,094	10.7

CAREER BIG 12											
SEASON	GP	GS	MIN	FG	3FG	FT	REB	AVG	AST/G	PTS	AVG
2013-14	18	18	31.1	.453	.346	.705	48	2.7	2.9	203	11.3
2014-15	18	18	28.7	.366	.386	.707	41	2.3	2.6	160	8.9
2015-16	18	17	30.2	.408	.340	.478	59	3.3	2.2	204	11.3
TOTAL	54	53	30.0	.410	.355	.626	148	2.7	2.6	567	10.5

2015-16 GAME-BY-GAME												
DATE	OPPONENT	MIN	FG	3FG	FT	REB	AST	T/O	BLK	STL	PTS	
11/13	NORTHERN COLO.	*23	4-8	3-6	4-5	1	4	1	0	0	15	
11/17	vs. Michigan St. &	*27	3-12	2-6	4-4	1	1	2	0	2	12	
11/23	vs. Chaminade #	*24	7-11	4-6	0-1	5	7	4	1	1	18	
11/24	vs. UCLA #	*33	5-8	4-5	1-1	1	3	1	0	1	15	
11/25	vs. Vanderbilt #	*40	8-11	4-6	5-10	7	0	0	1	1	25	
12/1	LOYOLA (Md.)	*27	7-11	3-6	1-2	6	4	2	0	0	18	
12/5	HARVARD	*22	3-4	2-3	1-1	2	4	1	1	0	9	
12/9	HOLY CROSS	*23	5-9	3-4	2-2	4	4	4	0	2	15	
12/12	OREGON STATE	*36	8-12	5-8	1-4	1	1	2	2	1	22	
12/19	MONTANA	*26	5-10	0-4	1-2	4	4	1	0	2	11	
12/22	at San Diego St.	*22	3-6	1-2	3-3	3	1	1	0	1	10	
12/29	UC IRVINE	*26	4-9	0-3	0-0	7	5	2	1	1	8	
1/2	BAYLOR *	*34	9-16	5-6	1-2	5	4	0	0	1	24	
1/4	OKLAHOMA *	*43	9-17	3-7	0-1	5	2	0	0	1	21	
1/9	at Texas Tech *	*33	4-13	1-7	0-0	2	2	1	0	1	9	
1/12	at West Virginia *	*25	3-7	3-6	2-2	1	0	6	0	1	11	
1/16	TCU *	*33	4-9	1-4	2-4	4	3	2	0	1	11	
1/19	at Oklahoma St. *	*29	3-8	1-4	0-1	2	2	3	0	1	7	
1/23	TEXAS *	*37	6-15	4-8	3-4	5	2	3	0	0	19	
1/25	at Iowa State *	*30	4-10	1-6	2-4	2	1	1	1	0	11	
1/30	KENTUCKY	*44	12-20	3-5	6-8	3	0	2	0	2	33	
2/3	KANSAS STATE *	*24	3-9	1-5	0-1	0	2	3	0	1	7	
2/6	at TCU *	*22	1-5	0-4	1-2	3	5	1	0	1	3	
2/9	WEST VIRGINIA *	*12	3-5	0-2	0-0	2	1	1	0	0	6	
2/13	at Oklahoma *	*32	2-9	1-5	1-2	2	1	1	0	1	6	
2/15	OKLAHOMA ST. *	*29	5-12	4-7	4-7	5	3	0	0	0	18	
2/20	at Kansas State *	*32	5-10	1-4	1-2	5	0	2	0	0	12	
2/23	at Baylor *	*29	3-7	0-3	0-0	6	3	3	0	1	6	
2/27	TEXAS TECH *	*27	1-8	0-4	1-4	4	3	1	0	0	3	
2/29	at Texas *	*27	3-7	2-5	1-2	3	1	2	0	0	9	
3/5	IOWA STATE *	31	6-13	3-4	1-4	3	4	1	1	0	16	

\* - Big 12 Conference game; & - Champions Classic (Chicago, Ill.); # = Maui Invitational; % - Big 12 Championship; ! - NCAA Championship

BIG 12 CHAMPIONSHIP GAME-BY-GAME												
DATE	OPP. / RND.	MIN	FG	3FG	FT	REB	AST	T/O	BLK	STL	PTS	
3/13/14	OSU / QF	* 43	4 10	1 5	5 7	4	1	2	1	0	14	
3/14/14	ISU / SF	* 35	3 10	1 7	2 2	3	0	2	2	1	9	
3/12/15	TCU / QF	* 25	3 6	0 1	1 3	4	1	4	0	2	7	
3/13/15	BU / SF	* 31	7 9	0 2	6 12	8	3	2	0	0	20	
3/14/15	ISU / F	* 35	8 12	1 2	8 8	5	0	2	0	0	25	
AVG.	5 GAMES	33.8	53%	18%	69%	4.8	1.0	2.4	0.6	0.6	15.0	





2

**LAGERALD VICK**Guard • 6-5 • 175 • FR  
Memphis, Tennessee  
Douglass HS**STAT SUMMARY****PER 40-MINUTE AVG.**

* - 2015-16	PPG	RPG	APG	FG%	3FG%	FT%	PTS <sup>40</sup>	REB <sup>40</sup>	AST <sup>40</sup>	T/O <sup>40</sup>	STL <sup>40</sup>	BLK <sup>40</sup>
SEASON *	2.0	0.3	0.4	57%	47%	25%	16.6	2.1	3.1	3.1	1.0	0.0
BIG 12 *	1.9	0.1	0.0	56%	63%	-	24.0	1.6	0.0	1.6	0.0	0.0

**OVERVIEW**

Shooting guard who signed a Grant-in-Aid agreement to play at Kansas in early June 2015... Originally part of the 2016 recruiting class but reclassified to the 2015 class... A three-point sharpshooter... Has tremendous quickness and explosiveness... Averaged 4.5 points and 2.3 rebounds in eight games played for USA in winning the gold medal at the 2015 World University Games in Gwanju, Korea.

**CAREER HIGHS**

PTS	6	vs. Chaminade (11-23-15)
REB	2	vs. Chaminade (11-23-15)
FG	3	vs. Chaminade (11-23-15)
FGA	5	vs. Chaminade (11-23-15)
3FG	1	seven times, last at Texas (2-29-16)
3FGA	2	vs. Chaminade (11-23-15) / at West Virginia (1-12-16)
FT	1	NORTHERN COLO. (11/13/15)
FTA	2	NORTHERN COLO. (11/13/15)
AST	2	vs. Chaminade (11-23-15) / LOYOLA (12-1-15) / HOLY CROSS (12-9-15)
STL	1	LOYOLA-MD. (12-1-15) HOLY CORSS (12-9-15)
BLK	-	
MIN	15	vs. Chaminade (11-23-15)

**GAME MISCELLANEOUS****FRESHMAN/CAREER**

10+ MIN	3
5+ PTS	1
5+ REB	0
2+ AST	3
2+ STL	0
2+ BLK	0
PTS Team Leader	0
REB Team Leader	0
AST Team Leader	0
STL Team Leader	0
BLK Team Leader	0

**CAREER OVERALL**

SEASON	GP	GS	MIN	FG	3FG	FT	REB	REB/G	AST/G	PTS	PTS/G
2015-16	16	0	4.8	.571	.467	.250	4	0.3	0.4	32	2.0
<b>TOTAL</b>	<b>16</b>	<b>0</b>	<b>4.8</b>	<b>.571</b>	<b>.467</b>	<b>.250</b>	<b>4</b>	<b>0.3</b>	<b>0.4</b>	<b>32</b>	<b>2.0</b>

**CAREER BIG 12**

SEASON	GP	GS	MIN	FG	3FG	FT	REB	REB/G	AST/G	PTS	PTS/G
2015-16	8	0	3.1	.556	.625	.000	1	0.1	0.0	15	1.9
<b>TOTAL</b>	<b>8</b>	<b>0</b>	<b>3.1</b>	<b>.556</b>	<b>.625</b>	<b>.000</b>	<b>1</b>	<b>0.1</b>	<b>0.0</b>	<b>15</b>	<b>1.9</b>

**2015-16 GAME-BY-GAME**

DATE	OPPONENT	MIN	FG	3FG	FT	REB	AST	T/O	BLK	STL	PTS
11/13	NORTHERN COLO.	11	1-2	0-1	1-2	0	0	1	0	0	3
11/17	vs. Michigan St. &										
11/23	vs. Chaminade #	15	3-5	0-2	0-0	2	2	2	0	0	6
11/24	vs. UCLA #	4	1-1	1-1	0-0	0	0	1	0	0	3
11/25	vs. Vanderbilt #										
12/1	LOYOLA (Md.)	10	1-1	0-0	0-2	1	2	1	0	1	2
12/5	HARVARD										
12/9	HOLY CROSS	5	0-1	0-1	0-0	0	2	0	0	1	0
12/12	OREGON STATE	2	0-0	0-0	0-0	0	0	0	0	0	0
12/19	MONTANA										
12/22	at San Diego St.										
12/29	UC IRVINE	3	1-1	1-1	0-0	0	0	0	0	0	3
1/2	BAYLOR *	2	1-1	1-1	0-0	0	0	0	0	0	3
1/4	OKLAHOMA *										
1/9	at Texas Tech *										
1/12	at West Virginia *	3	1-2	1-2	0-0	1	0	0	0	0	3
1/16	TCU *	1	0-0	0-0	0-0	0	0	0	0	0	0
1/19	at Oklahoma St. *	8	1-1	1-1	0-0	0	0	1	0	0	3
1/23	TEXAS *										
1/25	at Iowa State *	1	0-1	0-1	0-0	0	0	0	0	0	0
1/30	KENTUCKY	2	0-1	0-1	0-0	0	0	0	0	0	0
2/3	KANSAS STATE *										
2/6	at TCU *	4	1-2	1-1	0-0	0	0	0	0	0	3
2/9	WEST VIRGINIA *										
2/13	at Oklahoma *										
2/15	OKLAHOMA ST. *	3	0-1	0-1	0-0	0	0	0	0	0	0
2/20	at Kansas State *										
2/23	at Baylor *										
2/27	TEXAS TECH *										
2/29	at Texas *	3	1-1	1-1	0-0	0	0	0	0	0	3
3/5	IOWA STATE *										

\* - Big 12 Conference game; & - Champions Classic (Chicago, Ill.); # = Maui Invitational; % - Big 12 Championship; ! - NCAA Championship

**BIG 12 CHAMPIONSHIP GAME-BY-GAME**

DATE	OPP. / RND.	MIN	FG	3FG	FT	REB	AST	T/O	BLK	STL	PTS
-	-	-	-	-	-	-	-	-	-	-	-
<b>AVG.</b>	-	-	-	-	-	-	-	-	-	-	-



4

DEVONTE' GRAHAM

Duh-VON-tae

Guard • 6-2 • 175 • SO

Raleigh, North Carolina

Brewster Academy (N.H.)

STAT SUMMARY

							PER 40-MINUTE AVG.					
* - 2015-16							PTS <sup>40</sup>	REB <sup>40</sup>	AST <sup>40</sup>	T/O <sup>40</sup>	STL <sup>40</sup>	BLK <sup>40</sup>
SEASON *	11.2	3.2	3.5	46%	44%	73%	13.8	3.9	4.4	1.8	1.6	0.1
BIG 12 *	11.9	3.5	3.6	49%	46%	82%	14.1	4.2	4.2	2.4	1.2	0.1
CAREER	8.5	2.4	2.9	44%	43%	73%	7.9	2.3	4.5	2.1	1.7	0.1

CAREER HONORS

2015-16: All-Big 12 Honorable Mention... Big 12 All-Defensive Team... Big 12 Player of the Week (2/15).

OVERVIEW

Posted a 2.1 assist-to-turnover ratio against Big 12 foes last season... Joined the freshman class in May after re-opening his recruitment from originally signing at Appalachian State... Spent the 2013-14 season at Brewster Academy prep school in Wolfeboro, New Hampshire... Following a coaching change at ASU, Graham was granted his NLI release in April 2014... Jumped up to No. 36 by Rivals.com after his release from ASU... Known as a true point guard, Graham led Brewster Academy to the 2014 national prep championship.

CAREER HIGHS		
PTS	27	at Oklahoma (2/13/16)
REB	7	OKLAHOMA (1/4/16) / at Texas (2/29/16)
FG	8	at Oklahoma (2/13/16)
FGA	14	at Oklahoma (3-7-15)
3FG	6	at Oklahoma (2/13/16)
3FGA	9	at Oklahoma (2/13/16)
FT	9	FLORIDA (12-5-14)
FTA	10	FLORIDA (12-5-14)
AST	8	NORTHERN COLO. (11/13/15)
STL	5	vs. Wichita State (3-22-15)
BLK	1	HOLY CROSS (12-9-15) / at Iowa State (1-25-16) / at Baylor (2-23-16)
MIN	46	OKLAHOMA (01/04/16)

GAME MISCELLANEOUS			
	FRESHMAN	SOPHOMORE	CAREER
Double-Doubles	0	0	0
10+ PTS	6	20	26
20+ PTS	1	2	3
5+ REB	1	4	5
5+ AST	1	8	9
2+ 3FG	6	18	24
2+ STL	4	12	16
2+ BLK	0	0	0
PTS Team Leader	2	1	3
REB Team Leader	1	0	1
AST Team Leader	11	14	25
STL Team Leader	7	14	21

CAREER OVERALL											
SEASON	GP	GS	MIN	FG	3FG	FT	REB	REB/G	AST/G	PTS	PTS/G
2014-15	29	0	17.8	.393	.425	.724	43	1.5	2.1	164	5.7
2015-16	31	29	32.3	.459	.437	.731	98	3.2	3.5	346	11.2
TOTAL	60	29	25.3	.439	.434	.727	141	2.4	2.9	510	8.5

CAREER BIG 12											
SEASON	GP	GS	MIN	FG	3FG	FT	REB	REB/G	AST/G	PTS	PTS/G
2014-15	17	0	17.6	.388	.360	.694	23	1.4	2.3	86	5.1
2015-16	18	17	33.7	.490	.458	.821	63	3.5	3.6	214	11.9
TOTAL	35	17	25.9	.458	.435	.760	86	2.5	2.9	300	8.6

2015-16 GAME-BY-GAME											
DATE	OPPONENT	MIN	FG	3FG	FT	REB	AST	T/O	BLK	STL	PTS
11/13	NORTHERN COLO.	*24	3-11	2-6	5-6	3	8	1	0	3	13
11/17	vs. Michigan St. &	*38	1-9	0-4	2-2	2	4	1	0	1	4
11/23	vs. Chaminade #	*28	6-10	3-5	0-0	3	3	0	0	2	15
11/24	vs. UCLA #	*25	4-8	1-2	0-0	2	3	1	0	3	9
11/25	vs. Vanderbilt #	*34	4-9	3-5	1-2	6	1	1	0	1	12
12/1	LOYOLA (Md.)	*30	3-7	0-1	2-2	3	2	1	0	1	8
12/5	HARVARD	*36	5-12	1-2	1-3	4	3	1	0	3	12
12/9	HOLY CROSS	*24	3-5	2-3	2-2	2	5	0	1	3	10
12/12	OREGON STATE	*35	4-8	1-4	1-4	3	5	0	0	3	10
12/19	MONTANA	21	4-7	1-2	0-0	2	1	2	0	0	9
12/22	at San Diego St.	*34	4-10	2-6	0-0	3	3	1	0	2	10
12/29	UC IRVINE	*30	3-7	3-7	0-1	1	3	0	0	0	9
1/2	BAYLOR *	*32	6-8	2-4	1-1	2	4	0	0	3	15
1/4	OKLAHOMA *	*46	6-12	2-2	8-9	7	3	4	0	1	22
1/9	at Texas Tech *	*30	1-6	0-2	2-2	4	2	1	0	1	4
1/12	at West Virginia *	*31	2-7	2-3	1-4	3	3	1	0	0	7
1/16	TCU *	*27	3-6	2-4	2-2	0	6	2	0	0	10
1/19	at Oklahoma St. *	*35	4-9	1-4	1-1	3	5	1	0	1	10
1/23	TEXAS *	*37	5-10	3-6	1-1	3	6	2	0	0	14
1/25	at Iowa State *	*35	3-7	1-3	0-0	4	4	3	1	0	7
1/30	KENTUCKY	*37	3-9	2-5	3-6	1	5	1	0	0	11
2/3	KANSAS STATE *	*39	4-9	1-4	1-1	3	4	2	0	3	10
2/6	at TCU *	*27	6-10	3-6	0-0	4	3	0	0	2	15
2/9	WEST VIRGINIA *	*19	1-2	0-1	0-0	1	2	1	0	0	2
2/13	at Oklahoma *	*39	8-13	6-9	5-6	3	2	2	0	0	27
2/15	OKLAHOMA ST. *	*30	4-7	2-5	0-0	3	0	0	0	1	10
2/20	at Kansas State *	*31	1-6	0-4	4-4	6	3	5	0	0	6
2/23	at Baylor *	*38	3-7	3-7	2-2	2	7	2	1	1	11
2/27	TEXAS TECH *	*27	3-7	1-4	0-0	1	4	1	0	2	7
2/29	at Texas *	*32	4-6	3-4	2-4	7	1	4	0	2	13
3/5	IOWA STATE *	32	6-11	4-8	0-0	4	3	1	0	0	16

\* - Big 12 Conference game; & - Champions Classic (Chicago, Ill.); # = Maui Invitational; % - Big 12 Championship; ! - NCAA Championship

BIG 12 CHAMPIONSHIP GAME-BY-GAME											
DATE	OPP. / RND.	MIN	FG	3FG	FT	REB	AST	T/O	BLK	STL	PTS
3/12/15	TCU / QF	24	0 2	0 0	1 2	1	4	0	0	1	1
3/13/15	BU / SF	11	2 3	0 0	0 0	1	0	2	0	0	4
3/14/15	ISU / F	24	2 6	2 2	2 2	2	4	3	0	0	8
AVG.	3 GAMES	19.7	36%	100%	75%	1.3	2.7	1.7	0.0	0.3	4.3



5

## EVAN MANNING

Guard • 6-3 • 170 • SR  
Lawrence, Kansas  
New Hampton Prep (N.H.)

### STAT SUMMARY

### PER 40-MINUTE AVG.

* - 2015-16	PPG	RPG	APG	FG%	3FG%	FT%	PTS <sup>40</sup>	REB <sup>40</sup>	AST <sup>40</sup>	T/O <sup>40</sup>	STL <sup>40</sup>	BLK <sup>40</sup>
SEASON *	0.7	0.2	0.1	50%	50%	-	10.9	2.4	1.2	1.2	4.8	0.0
BIG 12 *	0.0	0.0	0.2	0%	0%	-	0.0	0.0	3.3	0.0	0.0	0.0
CAREER	0.7	0.2	0.1	41%	39%	50%	4.2	1.2	1.9	3.1	3.8	0.0

### CAREER HONORS

2015-16: Academic All-Big 12 First Team. 2012-13: Athletic Director's and Big 12 Commissioner's Honor Rolls (fall 2012)... Academic All-Big 12 Rookie Team.

### OVERVIEW

Son of KU great Danny Manning, current head coach at Wake Forest... An invited walk-on who joined the team in 2012... Graduated from Lawrence Free State High School and played at New Hampton Prep in 2011-12.

### CAREER HIGHS

PTS	3	eight times
REB	2	WASHINGTON ST. (11-19-12)
FG	1	10 times
FGA	2	four times, last vs. LAYFAYETTE (12/20/14)
3FG	1	eight times
3FGA	2	WEST VIRGINIA (3-2-13)
FT	1	GEORGETOWN (12-21-13)
FTA	2	GEORGETOWN (12-21-13)
AST	2	LAFAYETTE (12-20-14)
STL	2	HOLY CROSS (12-9-15)
BLK	--	
MIN	6	four times, last vs. IOWA STATE (3/5/16)

### GAME MISCELLANEOUS

	FRESHMAN	SOPH.	JUNIOR	SENIOR	CAREER
5+ MIN	1	0	3	1	5
2+ PTS	3	1	2	3	9
2+ REB	1	0	0	0	1
2+ AST	0	0	1	0	1
2+ STL	0	0	0	1	1
2+ BLK	0	0	0	0	0

### CAREER OVERALL

SEASON	GP	GS	MIN	FG	3FG	FT	REB	REB/G	AST/G	PTS	PTS/G
2012-13	12	0	2.8	3-7	2-6	-	5	0.4	0.1	8	0.7
2013-14	6	0	1.7	1-4	1-3	1-2	0	0.0	0.2	4	0.7
2014-15	9	0	3.0	2-5	1-3	-	2	0.2	0.2	5	0.6
2015-16	13	1	2.5	3-6	3-6	0-0	2	0.2	0.1	9	0.7
<b>TOTAL</b>	<b>40</b>	<b>1</b>	<b>2.6</b>	<b>.409</b>	<b>.389</b>	<b>.500</b>	<b>9</b>	<b>0.2</b>	<b>0.1</b>	<b>26</b>	<b>0.7</b>

### CAREER BIG 12

SEASON	GP	GS	MIN	FG	3FG	FT	REB	REB/G	AST/G	PTS	PTS/G
2012-13	5	0	2.4	1-3	1-3	-	2	0.4	0.0	3	0.6
2013-14	3	0	1.7	1-1	1-1	-	0	0.0	0.0	3	1.0
2014-15	3	0	1.7	2-2	1-1	-	1	0.3	0.0	5	1.7
2015-16	5	1	2.4	0-1	0-1	-	0	0.0	0.2	0	0.0
<b>TOTAL</b>	<b>16</b>	<b>1</b>	<b>2.1</b>	<b>.571</b>	<b>.500</b>	<b>-</b>	<b>3</b>	<b>0.2</b>	<b>0.1</b>	<b>11</b>	<b>0.7</b>

### 2015-16 GAME-BY-GAME

DATE	OPPONENT	MIN	FG	3FG	FT	REB	AST	T/O	BLK	STL	PTS
11/13	NORTHERN COLO.	3	1-1	1-1	0-0	1	0	1	0	0	3
11/17	vs. Michigan St. &										
11/23	vs. Chaminade #	3	1-1	1-1	0-0	0	0	0	0	0	3
11/24	vs. UCLA #	2	0-0	0-0	0-0	0	0	0	0	0	0
11/25	vs. Vanderbilt #										
12/1	LOYOLA (Md.)	4	0-1	0-1	0-0	0	0	0	0	1	0
12/5	HARVARD										
12/9	HOLY CROSS	3	1-1	1-1	0-0	0	0	0	0	2	3
12/12	OREGON STATE	1	0-0	0-0	0-0	0	0	0	0	0	0
12/19	MONTANA	4	0-1	0-1	0-0	0	0	0	0	0	0
12/22	at San Diego St.										
12/29	UC IRVINE	1	0-0	0-0	0-0	1	0	0	0	1	0
1/2	BAYLOR *	2	0-1	0-1	0-0	0	1	0	0	0	0
1/4	OKLAHOMA *										
1/9	at Texas Tech *										
1/12	at West Virginia *	1	0-0	0-0	0-0	0	0	0	0	0	0
1/16	TCU *										
1/19	at Oklahoma St. *										
1/23	TEXAS *										
1/25	at Iowa State *										
1/30	KENTUCKY										
2/3	KANSAS STATE *										
2/6	at TCU *										
2/9	WEST VIRGINIA *										
2/13	at Oklahoma *										
2/15	OKLAHOMA ST. *	1	0-0	0-0	0-0	0	0	0	0	0	0
2/20	at Kansas State *										
2/23	at Baylor *										
2/27	TEXAS TECH *										
2/29	at Texas *	2	0-0	0-0	0-0	0	0	0	0	0	0
3/5	IOWA STATE *	*6	0-0	0-0	0-0	0	0	0	0	0	0

\* - Big 12 Conference game; & - Champions Classic (Chicago, Ill.); # = Maui Invitational; % - Big 12 Championship; ! - NCAA Championship

### BIG 12 CHAMPIONSHIP GAME-BY-GAME

DATE	OPP. / RND.	MIN	FG	3FG	FT	REB	AST	T/O	BLK	STL	PTS
-	-	-	-	-	-	-	-	-	-	-	-
<b>AVG.</b>	-	-	-	-	-	-	-	-	-	-	-





10

SVIATOSLAV “SVI”  
MYKHAILIUK

Sviat-is-slov Meh-Ky-luke

Guard • 6-8 • 195 • SO  
Cherkasy, Ukraine  
Cherkasy First City Gymnasia

STAT SUMMARY							PER 40-MINUTE AVG.					
* - 2015-16							PTS <sup>40</sup>	REB <sup>40</sup>	AST <sup>40</sup>	T/O <sup>40</sup>	STL <sup>40</sup>	BLK <sup>40</sup>
SEASON *	5.5	1.3	1.0	42%	38%	72%	16.6	3.8	2.9	2.0	1.2	0.5
BIG 12 *	4.4	1.2	0.9	41%	41%	70%	14.7	3.9	3.1	1.7	1.9	0.4
CAREER	4.2	1.2	0.8	38%	34%	75%	13.7	4.0	2.7	2.1	1.1	0.4

CAREER HONORS  
2015-16: Academic All-Big 12 First Team... Julius Erving Award Watch List.

OVERVIEW  
A three-point specialist who started six games as a freshman in 2014-15... A late addition to the freshman class as he joined the team in late May... The youngest player on the KU roster at 17 years old, finishing high school at 16 years old in his native Ukraine... Spent more time competing this summer than any of his Jayhawk teammates after making Ukraine’s U18 team at the European Championships and the national team at the 2014 FIBA World Cup.

CAREER HIGHS		
PTS	18	vs. Chaminade (11-23-15)
REB	5	RIDER (11-24-14)
FG	6	vs. Chaminade (11-23-15)
FGA	13	vs. UCLA (11-24-15)
3FG	6	vs. Chaminade (11-23-15) / TEXAS TECH (2-27-16)
3FGA	11	vs. Chaminade (11-23-15)
FT	5	BAYLOR (1-2-16)
FTA	6	BAYLOR (1-2-16)
AST	4	K-STATE (2/3/16)
STL	3	K-STATE (2/3/16)
BLK	1	seven times, last at TCU (2-6-16)
MIN	32	vs. Michigan St. (11-30-14)

GAME MISCELLANEOUS			
	FRESHMAN	SOPHOMORE	CAREER
Double-Doubles	0	0	0
10+ PTS	3	6	9
5+ REB	1	0	1
3+ AST	1	2	3
2+ 3FG	3	6	9
2+ STL	0	1	1
2+ BLK	0	0	0
PTS Team Leader	0	2	2
REB Team Leader	1	0	1
AST Team Leader	2	1	3
STL Team Leader	3	4	7


CAREER OVERALL											
SEASON	GP	GS	MIN	FG	3FG	FT	REB	REB/G	AST/G	PTS	PTS/G
2014-15	26	6	11.2	.306	.288	.833	31	1.2	0.7	72	2.8
2015-16	28	0	13.3	.423	.378	.722	35	1.3	1.0	154	5.5
TOTAL	54	6	12.3	.377	.343	.750	66	1.2	0.8	226	4.2

CAREER BIG 12											
SEASON	GP	GS	MIN	FG	3FG	FT	REB	REB/G	AST/G	PTS	PTS/G
2014-15	9	0	6.0	.278	.250	-	5	0.6	0.1	13	1.4
2015-16	16	0	12.1	.414	.410	.700	19	1.2	0.9	71	4.4
TOTAL	25	0	9.9	.382	.373	.700	24	1.0	0.6	84	3.4

2015-16 GAME-BY-GAME												
DATE	OPPONENT	MIN	FG	3FG	FT	REB	AST	T/O	BLK	STL	PTS	
11/13	NORTHERN COLO.	16	2-3	1-2	0-1	0	0	0	1	0	5	
11/17	vs. Michigan St. &	12	1-4	0-0	2-2	1	2	0	1	0	4	
11/23	vs. Chaminade #	19	6-12	6-11	0-0	3	3	1	0	1	18	
11/24	vs. UCLA #	22	5-13	2-9	1-2	4	2	2	1	0	13	
11/25	vs. Vanderbilt #	11	3-5	1-2	0-0	1	1	2	0	1	7	
12/1	LOYOLA (Md.)	16	4-9	1-4	1-1	1	2	2	0	0	10	
12/5	HARVARD	25	3-9	1-6	0-0	1	0	1	0	0	7	
12/9	HOLY CROSS	18	2-5	1-3	2-2	4	1	2	0	0	7	
12/12	OREGON STATE	6	1-2	0-0	0-0	0	0	0	0	0	2	
12/19	MONTANA	16	4-7	2-4	0-0	0	0	0	0	0	10	
12/22	at San Diego St.	7	0-2	0-2	0-0	0	1	0	0	0	0	
12/29	UC IRVINE	10	0-1	0-0	0-0	1	0	1	0	0	0	
1/2	BAYLOR *	4	0-1	0-0	5-6	1	0	0	0	0	5	
1/4	OKLAHOMA *	6	1-2	1-2	0-0	0	0	0	0	0	3	
1/9	at Texas Tech *	14	2-3	2-3	1-2	2	0	0	0	1	7	
1/12	at West Virginia *	17	0-4	0-3	0-0	0	1	1	1	1	0	
1/16	TCU *	13	3-8	1-5	0-1	2	2	2	0	1	7	
1/19	at Oklahoma St. *	16	1-7	1-5	0-0	4	1	0	0	1	3	
1/23	TEXAS *											
1/25	at Iowa State *	1	0-0	0-0	0-0	0	0	0	0	0	0	
1/30	KENTUCKY											
2/3	KANSAS STATE *	21	4-7	1-4	1-1	1	4	1	0	3	10	
2/6	at TCU *	24	1-5	1-3	0-0	1	0	0	1	0	3	
2/9	WEST VIRGINIA *	4	0-1	0-1	0-0	0	1	1	0	1	0	
2/13	at Oklahoma *											
2/15	OKLAHOMA ST. *	3	1-1	0-0	0-0	1	0	1	0	0	2	
2/20	at Kansas State *	20	3-6	3-4	0-0	4	2	0	0	1	9	
2/23	at Baylor *	9	1-2	1-2	0-0	0	1	0	0	0	3	
2/27	TEXAS TECH *	23	6-7	5-5	0-0	2	1	1	0	0	17	
2/29	at Texas *	13	1-2	0-0	0-0	0	2	1	0	0	2	
3/5	IOWA STATE *	5	0-2	0-2	0-0	1	0	0	0	0	0	

\* - Big 12 Conference game; & - Champions Classic (Chicago, Ill.); # = Maui Invitational; % - Big 12 Championship; ! - NCAA Championship

BIG 12 CHAMPIONSHIP GAME-BY-GAME												
DATE	OPP. / RND.	MIN	FG	3FG	FT	REB	AST	T/O	BLK	STL	PTS	
3/12/15	TCU / QF	15	1 4	0 2	0 0	1	2	1	0	0	2	
3/14/15	ISU / F	1	0 0	0 0	0 0	0	0	0	0	0	0	
AVG.	2 GAMES	8.0	25%	0%	-	0.5	1.0	0.5	0.0	0.0	1.0	



11

## TYLER SELF

Guard • 6-2 • 165 • JR  
Lawrence, Kansas  
Lawrence Free State HS

### STAT SUMMARY

* - 2015-16	PPG	RPG	APG	FG%	3FG%	FT%	PTS <sup>40</sup>	REB <sup>40</sup>	AST <sup>40</sup>	T/O <sup>40</sup>	STL <sup>40</sup>	BLK <sup>40</sup>
SEASON *	0.3	0.2	0.3	25%	33%	0%	4.4	3.0	4.4	10.4	1.5	0.0
BIG 12 *	0.0	0.0	0.0	-	-	-	0.0	0.0	0.0	0.0	5.7	0.0
CAREER	0.3	0.2	0.2	29%	14%	0%	5.6	3.1	3.8	8.1	0.6	0.0

### PER 40-MINUTE AVG.

* - 2015-16	PPG	RPG	APG	FG%	3FG%	FT%	PTS <sup>40</sup>	REB <sup>40</sup>	AST <sup>40</sup>	T/O <sup>40</sup>	STL <sup>40</sup>	BLK <sup>40</sup>
SEASON *	0.3	0.2	0.3	25%	33%	0%	4.4	3.0	4.4	10.4	1.5	0.0
BIG 12 *	0.0	0.0	0.0	-	-	-	0.0	0.0	0.0	0.0	5.7	0.0
CAREER	0.3	0.2	0.2	29%	14%	0%	5.6	3.1	3.8	8.1	0.6	0.0

### CAREER HONORS

2012-13: Athletic Director's and Big 12 Commissioner's Honor Rolls (fall 2012)...  
Academic All-Big 12 Rookie Team.

### OVERVIEW

Son of Bill Self... Missed the 2013-14 season due to a foot injury... Played in three games for USA in winning the gold medal at the 2015 World University Games in Gwanju, Korea.

### CAREER HIGHS

PTS	3	LOYOLA (12-1-15)
REB	1	seven times
FG	1	four times, last vs. LOYOLA (12-1-15)
FGA	2	AMERICAN (12-29-12)
3FG	1	LOYOLA (12-1-15)
3FGA	1	nine times, last vs. LOYOLA (12-1-15)
FT	--	
FTA	1	MONTANA (12-19-15) TEXAS (2-16-13)
AST	1	seven times, last vs. HOLY CROSS (12-9-15)
STL	1	at Texas (2/29/16)
BLK	--	
MIN	3	eight times, last vs. LOYOLA (12-1-15)

### GAME MISCELLANEOUS

	FRESHMAN	SOPHOMORE	JUNIOR	CAREER
5+ MIN	1	0	0	1
2+ PTS	2	1	1	4
2+ REB	0	0	0	0
2+ AST	0	0	0	0
2+ STL	0	0	0	0
2+ BLK	0	0	0	0

### CAREER OVERALL

SEASON	GP	GS	MIN	FG	3FG	FT	REB	REB/G	AST/G	PTS	PTS/G
2012-13	11	0	2.3	2-6	0-2	0-1	2	0.2	0.2	4	0.4
2014-15	7	0	1.7	1-4	0-2	-	1	0.1	0.1	2	0.3
2015-16	12	0	2.3	1-4	1-3	0-1	2	0.2	0.3	3	0.3
<b>TOTAL</b>	<b>30</b>	<b>0</b>	<b>2.1</b>	<b>.286</b>	<b>.143</b>	<b>.000</b>	<b>5</b>	<b>0.2</b>	<b>0.2</b>	<b>9</b>	<b>0.3</b>

### CAREER BIG 12

SEASON	GP	GS	MIN	FG	3FG	FT	REB	REB/G	AST/G	PTS	PTS/G
2012-13	4	0	2.3	1-2	-	0-1	1	0.3	0.3	2	0.5
2014-15	2	0	2.5	-	-	-	1	0.5	0.0	0	0.0
2015-16	4	0	1.8	-	-	-	0	0.0	0.0	0	0.0
<b>TOTAL</b>	<b>10</b>	<b>0</b>	<b>2.1</b>	<b>.500</b>	<b>-</b>	<b>.000</b>	<b>2</b>	<b>0.2</b>	<b>0.1</b>	<b>2</b>	<b>0.2</b>

### 2015-16 GAME-BY-GAME

DATE	OPPONENT	MIN	FG	3FG	FT	REB	AST	T/O	BLK	STL	PTS
11/13	NORTHERN COLO.	3	0-1	0-0	0-0	0	1	2	0	0	0
11/17	vs. Michigan St. &										
11/23	vs. Chaminade #	3	0-1	0-1	0-0	1	1	0	0	0	0
11/24	vs. UCLA #	2	0-1	0-1	0-0	1	0	1	0	0	0
11/25	vs. Vanderbilt #										
12/1	LOYOLA (Md.)	3	1-1	1-1	0-0	0	0	2	0	0	3
12/5	HARVARD										
12/9	HOLY CROSS	3	0-0	0-0	0-0	0	1	0	0	0	0
12/12	OREGON STATE	1	0-0	0-0	0-0	0	0	0	0	0	0
12/19	MONTANA	4	0-0	0-0	0-1	0	0	2	0	0	0
12/22	at San Diego St.										
12/29	UC IRVINE	1	0-0	0-0	0-0	0	0	0	0	0	0
1/2	BAYLOR *	2	0-0	0-0	0-0	0	0	0	0	0	0
1/4	OKLAHOMA *										
1/9	at Texas Tech *										
1/12	at West Virginia *										
1/16	TCU *										
1/19	at Oklahoma St. *										
1/23	TEXAS *										
1/25	at Iowa State *										
1/30	KENTUCKY										
2/3	KANSAS STATE *										
2/6	at TCU *	1	0-0	0-0	0-0	0	0	0	0	0	0
2/9	WEST VIRGINIA *										
2/13	at Oklahoma *										
2/15	OKLAHOMA ST. *	2	0-0	0-0	0-0	0	0	0	0	0	0
2/20	at Kansas State *										
2/23	at Baylor *										
2/27	TEXAS TECH *										
2/29	at Texas *	2	0-0	0-0	0-0	0	0	0	0	1	0
3/5	IOWA STATE *										

\* - Big 12 Conference game; & - Champions Classic (Chicago, Ill.); # - Maui Invitational; % - Big 12 Championship; ! - NCAA Championship

### BIG 12 CHAMPIONSHIP GAME-BY-GAME

DATE	OPP. / RND.	MIN	FG	3FG	FT	REB	AST	T/O	BLK	STL	PTS
3/14/13	TTU / QF	3	0 0	0 0	0 0	0	0	2	0	0	0
<b>AVG.</b>	<b>1 GAME</b>	<b>3.0</b>	<b>-</b>	<b>-</b>	<b>-</b>	<b>0.0</b>	<b>0.0</b>	<b>2.0</b>	<b>0.0</b>	<b>0.0</b>	<b>0.0</b>



13

CHEICK DIALLO

Shek Dee-ah-low

Forward • 6-9 • 220 • FR

Kayes, Mali, Africa

Our Savior New American HS (N.Y.)

STAT SUMMARY							PER 40-MINUTE AVG.						
* - 2015-16	PPG	RPG	BPG	FG%	3FG%	FT%	PTS <sup>40</sup>	REB <sup>40</sup>	AST <sup>40</sup>	T/O <sup>40</sup>	STL <sup>40</sup>	BLK <sup>40</sup>	
SEASON *	2.9	2.6	0.9	55%	-	54%	14.8	13.2	0.2	3.5	1.4	4.5	
BIG 12 *	1.5	2.3	0.9	52%	-	38%	9.2	14.3	0.0	2.9	1.8	5.5	

**CAREER HONORS**  
2015-16: Wayman Tisdale Award Watch List (1 of 14)... Kareem Abdul-Jabbar Award Watch List... Preseason Big 12 Freshman of the Year.

**OVERVIEW**  
An explosive, high motor forward who was the MVP of the 2015 McDonald's All-American Game... One of four McDonald's All-Americans on the KU roster (Wayne Selden Jr., Carlton Bragg Jr. and Perry Ellis)... Widely known for his defense and length with a 7-4 wingspan.

CAREER HIGHS		
PTS	13	LOYOLA (12-1-15)
REB	9	TCU (1-16-16)
FG	6	LOYOLA (12-1-15)
FGA	8	LOYOLA (12-1-15)
3FG	-	
3FGA	-	
FT	4	HOLY CROSS (12-9-15) UC IRVINE (12-29-15)
FTA	4	four times, last vs. UC IRVINE (12-29-15)
AST	1	MONTANA (12-19-15)
STL	1	seven times, last vs. TEXAS TECH (2-27-16)
BLK	5	TCU (1-16-16)
MIN	21	TCU (1-16-16)

GAME MISCELLANEOUS	
FRESHMAN / CAREER	
Double-Doubles	0
10+ PTS	2
20+ PTS	0
5+ REB	5
10+ REB	0
3+ AST	0
2+ STL	0
2+ BLK	4
PTS Team Leader	0
REB Team Leader	2
AST Team Leader	0
STL Team Leader	2
BLK Team Leader	7

CAREER OVERALL											
SEASON	GP	GS	MIN	FG	3FG	FT	REB	REB/G	BLK/G	PTS	PTS/G
2015-16	25	1	7.8	.547	.000	.538	64	2.6	0.9	72	2.9
TOTAL	25	1	7.8	.547	.000	.538	64	2.6	0.9	72	2.9

CAREER BIG 12											
SEASON	GP	GS	MIN	FG	3FG	FT	REB	REB/G	BLK/G	PTS	PTS/G
2015-16	17	1	6.4	.524	.000	.375	39	2.3	0.9	25	1.5
TOTAL	17	1	6.4	.524	.000	.375	39	2.3	0.9	25	1.5

2015-16 GAME-BY-GAME												
DATE	OPPONENT	MIN	FG	3FG	FT	REB	AST	T/O	BLK	STL	PTS	
11/13	NORTHERN COLO.				—	DID NOT PLAY	—					
11/17	vs. Michigan St. &				—	DID NOT PLAY	—					
11/23	vs. Chaminade #				—	DID NOT PLAY	—					
11/24	vs. UCLA #				—	DID NOT PLAY	—					
11/25	vs. Vanderbilt #				—	DID NOT PLAY	—					
12/1	LOYOLA (Md.)	16	6-8	0-0	1-4	6	0	1	3	0	13	
12/5	HARVARD	7	1-5	0-0	2-4	2	0	0	1	0	4	
12/9	HOLY CROSS	18	4-7	0-0	4-4	4	0	4	1	0	12	
12/12	OREGON STATE	7	1-2	0-0	0-0	2	0	0	1	0	2	
12/19	MONTANA	10	2-4	0-0	0-0	3	1	2	1	1	4	
12/22	at San Diego St.	9	2-3	0-0	0-0	3	0	0	0	1	4	
12/29	UC IRVINE	8	1-2	0-0	4-4	2	0	1	0	0	6	
1/2	BAYLOR *	6	2-4	0-0	0-0	2	0	0	1	0	4	
1/4	OKLAHOMA *	5	0-0	0-0	0-0	1	0	0	0	0	0	
1/9	at Texas Tech *	3	0-0	0-0	0-0	1	0	0	0	0	0	
1/12	at West Virginia *	4	0-0	0-0	0-0	1	0	0	0	1	0	
1/16	TCU *	21	4-7	0-0	1-2	9	0	0	5	0	9	
1/19	at Oklahoma St. *	*13	2-3	0-0	0-2	2	0	0	0	1	4	
1/23	TEXAS *				—	DID NOT PLAY	—					
1/25	at Iowa State *	4	0-0	0-0	0-0	0	0	0	0	0	0	
1/30	KENTUCKY	10	1-1	0-0	0-2	3	0	1	0	0	2	
2/3	KANSAS STATE *	2	0-0	0-0	0-0	0	0	0	0	0	0	
2/6	at TCU *	10	1-1	0-0	0-0	5	0	2	1	1	2	
2/9	WEST VIRGINIA *	2	0-0	0-0	0-0	1	0	0	0	0	0	
2/13	at Oklahoma *	7	0-0	0-0	0-0	4	0	1	1	1	0	
2/15	OKLAHOMA ST. *	7	0-2	0-0	0-0	5	0	2	3	0	0	
2/20	at Kansas State *	2	0-1	0-0	0-0	0	0	0	0	0	0	
2/23	at Baylor *	2	0-0	0-0	0-0	0	0	1	1	0	0	
2/27	TEXAS TECH *	13	1-2	0-0	0-0	6	0	1	2	1	2	
2/29	at Texas *	3	0-0	0-0	2-4	0	0	0	0	0	2	
3/5	IOWA STATE *	5	1-1	0-0	0-0	2	0	1	1	0	2	

\* - Big 12 Conference game; & - Champions Classic (Chicago, Ill.); # = Maui Invitational; % - Big 12 Championship; ! - NCAA Championship

BIG 12 CHAMPIONSHIP GAME-BY-GAME											
DATE	OPP. / RND.	MIN	FG	3FG	FT	REB	AST	T/O	BLK	STL	PTS
-	-	-	-	-	-	-	-	-	-	-	-
AVG.	-	-	-	-	-	-	-	-	-	-	-





14

**BRANNEN GREENE**Guard • 6-7 • 215 • JR  
Juliette, Georgia  
Tift County HS**STAT SUMMARY****PER 40-MINUTE AVG.**

* - 2015-16	PPG	RPG	APG	FG%	3FG%	FT%	PTS <sup>40</sup>	REB <sup>40</sup>	AST <sup>40</sup>	T/O <sup>40</sup>	STL <sup>40</sup>	BLK <sup>40</sup>
SEASON *	6.2	2.2	0.8	56%	52%	86%	18.9	6.9	2.3	2.9	0.7	0.1
BIG 12 *	4.9	2.4	0.6	49%	46%	94%	16.3	8.0	1.9	3.3	0.6	0.0
CAREER	4.8	1.8	0.6	45%	43%	88%	16.2	6.1	2.2	2.7	0.9	0.2

**OVERVIEW**

Made his last 15 free throws to end 2014-15 and had a string of 21-straight free throws made from the end of 2013-14 into 2014-15... An aggressive shooter who is quick off the dribble, which pairs well with his accuracy at the free throw line.

**CAREER HIGHS**

PTS	19	at Georgetown (12-10-14)
REB	7	at TCU (1-28-15)
FG	6	NORTHERN COLO. (11-13-15)
FGA	8	vs. Rhode Island (11-27-14) / at Oklahoma (2/13/16)
3FG	5	at Georgetown (12-10-14) NORTHERN COLO. (11/13/15)
3FGA	5	8 times, last vs. NORTHERN COLO. (11/13/15)
FT	8	vs. UC IRVINE (12-29-15)
FTA	11	vs. UC IRVINE (12-29-15)
AST	3	at Iowa State (1-25-16) / MONTANA (12-19-15) / at Oklahoma St. (2-7-15)
STL	3	at Kansas State (2-10-14)
BLK	1	5 times, last at San Diego State (12-22-15)
MIN	29	2 times, last at Oklahoma State (2-7-15)

**GAME MISCELLANEOUS**

	FRESHMAN	SOPHOMORE	JUNIOR	CAREER
Double-Doubles	0	0	0	0
10+ PTS	1	9	6	16
20+ PTS	0	0	0	0
5+ REB	1	3	2	6
3+ AST	0	1	2	3
2+ 3FG	0	12	8	20
2+ STL	1	2	0	3
2+ BLK	0	0	0	0
PTS Team Leader	0	2	1	3
REB Team Leader	0	1	0	1
AST Team Leader	0	1	0	1
STL Team Leader	1	3	0	4

**CAREER OVERALL**

SEASON	GP	GS	MIN	FG	3FG	FT	REB	REB/G	AST/G	PTS	PTS/G
2013-14	28	0	6.6	.385	.333	.842	28	1.0	0.4	66	2.4
2014-15	35	2	15	.422	.404	.917	74	2.1	0.8	198	5.7
2015-16	25	1	13.0	.558	.517	.864	56	2.2	0.8	154	6.2
<b>TOTAL</b>	<b>88</b>	<b>3</b>	<b>11.8</b>	<b>.455</b>	<b>.428</b>	<b>.883</b>	<b>158</b>	<b>1.8</b>	<b>0.6</b>	<b>418</b>	<b>4.8</b>

**CAREER BIG 12**

SEASON	GP	GS	MIN	FG	3FG	FT	REB	REB/G	AST/G	PTS	PTS/G
2013-14	16	0	6.1	.400	.375	.857	19	1.2	0.4	42	2.6
2014-15	17	0	15.9	.440	.431	.879	50	2.9	0.7	117	6.9
2015-16	17	0	12.1	.490	.459	.944	41	2.4	0.6	84	4.9
<b>TOTAL</b>	<b>50</b>	<b>0</b>	<b>11.5</b>	<b>.449</b>	<b>.433</b>	<b>.892</b>	<b>110</b>	<b>2.2</b>	<b>0.6</b>	<b>243</b>	<b>4.9</b>

**2015-16 GAME-BY-GAME**

DATE	OPPONENT	MIN	FG	3FG	FT	REB	AST	T/O	BLK	STL	PTS
11/13	NORTHERN COLO.	14	6-6	5-5	1-2	2	1	1	0	1	18
11/17	vs. Michigan St. &	9	0-0	0-0	6-6	0	1	0	0	0	6
11/23	vs. Chaminade #										DID NOT PLAY
11/24	vs. UCLA #										DID NOT PLAY
11/25	vs. Vanderbilt #										DID NOT PLAY
12/1	LOYOLA (Md.)										DID NOT PLAY
12/5	HARVARD										DID NOT PLAY
12/9	HOLY CROSS	17	5-6	3-4	1-1	1	1	1	0	0	14
12/12	OREGON STATE	7	0-1	0-1	0-0	1	0	1	0	0	0
12/19	MONTANA	*19	4-5	3-4	0-0	2	3	1	0	1	11
12/22	at San Diego St.	26	1-3	1-3	1-2	4	1	1	1	1	4
12/29	UC IRVINE	18	1-3	0-2	8-11	1	1	0	0	0	10
1/2	BAYLOR *	18	2-6	1-2	3-4	3	1	1	0	1	8
1/4	OKLAHOMA *	17	2-3	2-3	0-0	5	2	1	0	1	6
1/9	at Texas Tech *	11	2-3	2-3	0-0	4	0	3	0	0	6
1/12	at West Virginia *	11	0-2	0-2	0-0	4	0	2	0	0	0
1/16	TCU *	16	1-2	1-2	0-0	1	0	1	0	0	3
1/19	at Oklahoma St. *										DID NOT PLAY
1/23	TEXAS *	9	0-2	0-2	0-0	1	0	0	0	0	0
1/25	at Iowa State *	24	3-5	2-4	1-1	4	3	1	0	0	9
1/30	KENTUCKY	10	1-2	1-2	4-4	4	1	2	0	0	7
2/3	KANSAS STATE *	6	3-3	1-1	1-1	0	0	0	0	0	8
2/6	at TCU *	1	0-0	0-0	0-0	0	0	0	0	0	0
2/9	WEST VIRGINIA *	16	2-3	2-3	4-4	3	0	0	0	0	10
2/13	at Oklahoma *	25	4-8	1-5	0-0	4	2	3	0	0	9
2/15	OKLAHOMA ST. *	18	4-5	3-3	0-0	5	0	1	0	0	11
2/20	at Kansas State *	5	0-1	0-1	0-0	1	0	2	0	0	0
2/23	at Baylor *	7	1-2	1-1	0-0	0	0	0	0	0	3
2/27	TEXAS TECH *	8	0-1	0-1	2-2	1	1	1	0	0	2
2/29	at Texas *	11	1-2	1-2	2-2	4	1	1	0	1	5
3/5	IOWA STATE *	9	0-3	0-2	4-4	1	0	0	0	0	4

\* - Big 12 Conference game; & - Champions Classic (Chicago, Ill.); # = Maui Invitational; % - Big 12 Championship; ! - NCAA Championship

**BIG 12 CHAMPIONSHIP GAME-BY-GAME**

DATE	OPP. / RND.	MIN	FG	3FG	FT	REB	AST	T/O	BLK	STL	PTS
3/13/14	OSU / QF	7	0 1	0 1	0 0	1	0	2	0	0	0
3/14/14	ISU / SF	15	1 3	1 2	0 0	1	1	1	0	0	3
3/12/15	TCU / QF	13	1 4	0 3	0 0	1	1	3	0	0	2
3/13/15	BU / SF	17	1 3	1 3	0 0	2	1	0	0	2	3
3/14/15	ISU / F	16	1 4	1 3	0 0	1	2	0	0	1	8
<b>AVG.</b>	<b>5 GAMES</b>	<b>13.6</b>	<b>27%</b>	<b>25%</b>	<b>-</b>	<b>1.2</b>	<b>1.0</b>	<b>1.2</b>	<b>0.0</b>	<b>0.6</b>	<b>3.2</b>



15  
**CARLTON BRAGG JR.**  
Forward • 6-9 • 220 • FR  
Cleveland, Ohio  
Villa Angela-St. Joseph HS

STAT SUMMARY							PER 40-MINUTE AVG.					
* - 2015-16							PTS <sup>40</sup>	REB <sup>40</sup>	AST <sup>40</sup>	T/O <sup>40</sup>	STL <sup>40</sup>	BLK <sup>40</sup>
SEASON *	3.7	2.3	0.2	57%	40%	63%	16.4	10.4	2.0	3.6	1.7	0.9
BIG 12 *	2.9	1.9	0.1	56%	67%	70%	16.8	11.1	1.0	3.8	1.6	0.6

**OVERVIEW**  
A scoring and shooting power forward... Has great length and is known for his explosiveness and his work on the offensive glass... One of four McDonald's All-Americans on the team (Cheick Diallo, Perry Ellis, Wayne Selden Jr.).

CAREER HIGHS	
PTS	10 TCU (1-16-16)
REB	6 vs. Chaminade (11-23-15)
FG	4 five times, last at Oklahoma State (1-19-16)
FGA	6 four times, last vs. TCU (1-16-16)
3FG	1 BAYLOR (1-2-16) at West Virginia (1-12-16)
3FGA	1 five times, last at TCU (2-6-16)
FT	4 OKLAHOMA STATE (2-15-16)
FTA	4 OKLAHOMA STATE (2-15-16)
AST	3 vs. Oregon State (12-12-15)
STL	2 vs. Vanderbilt (11-25-15) vs. Oregon State (12-12-15)
BLK	1 six times, last vs. K-STATE (2-3-16)
MIN	18 HOLY CROSS (12-9-15)

GAME MISCELLANEOUS	
FRESHMAN / CAREER	
Double-Doubles	0
10+ PTS	1
20+ PTS	0
5+ REB	4
10+ REB	0
3+ AST	1
2+ STL	2
2+ BLK	0
PTS Team Leader	0
REB Team Leader	1
AST Team Leader	0
STL Team Leader	3
BLK Team Leader	2

CAREER OVERALL											
SEASON	GP	GS	MIN	FG	3FG	FT	REB	REB/G	BLK/G	PTS	PTS/G
2015-16	31	0	9.0	.573	.400	.625	72	2.3	0.2	114	3.7
TOTAL	31	0	9.0	.573	.400	.625	72	2.3	0.2	114	3.7

CAREER BIG 12											
SEASON	GP	GS	MIN	FG	3FG	FT	REB	REB/G	BLK/G	PTS	PTS/G
2015-16	18	0	7.0	.564	.667	.700	35	1.9	0.1	53	2.9
TOTAL	18	0	7.0	.564	.667	.700	35	1.9	0.1	53	2.9

2015-16 GAME-BY-GAME											
DATE	OPPONENT	MIN	FG	3FG	FT	REB	AST	T/O	BLK	STL	PTS
11/13	NORTHERN COLO.	17	3-6	0-1	1-2	3	0	3	0	1	7
11/17	vs. Michigan St. &	11	2-2	0-0	0-0	0	0	0	0	0	4
11/23	vs. Chaminade #	12	4-5	0-0	1-1	6	2	1	0	0	9
11/24	vs. UCLA #	10	1-2	0-0	0-1	4	0	0	1	0	2
11/25	vs. Vanderbilt #	9	2-2	0-0	0-1	2	1	1	0	2	4
12/1	LOYOLA (Md.)	13	2-5	0-1	0-0	5	1	1	1	0	4
12/5	HARVARD	9	1-3	0-0	0-0	2	1	1	0	1	2
12/9	HOLY CROSS	18	2-4	0-0	0-0	5	2	2	0	0	4
12/12	OREGON STATE	13	4-6	0-0	0-0	4	3	2	0	2	8
12/19	MONTANA	14	4-6	0-0	1-1	2	1	0	1	1	9
12/22	at San Diego St.	6	1-3	0-0	0-0	1	0	0	1	0	2
12/29	UC IRVINE	9	0-1	0-0	0-0	1	0	1	0	0	0
1/2	BAYLOR *	10	2-4	1-1	1-2	3	0	0	0	0	6
1/4	OKLAHOMA *	3	1-2	0-0	0-0	1	0	1	0	1	2
1/9	at Texas Tech *	14	2-3	0-0	0-0	3	0	3	0	0	4
1/12	at West Virginia *	6	1-3	1-1	0-0	0	0	1	0	0	3
1/16	TCU *	16	4-6	0-0	2-2	4	0	0	0	0	10
1/19	at Oklahoma St. *	11	4-4	0-0	0-0	4	0	0	0	1	8
1/23	TEXAS *	5	1-2	0-0	0-0	0	0	0	1	0	2
1/25	at Iowa State *	6	1-2	0-0	0-0	2	0	1	0	0	2
1/30	KENTUCKY	11	3-5	0-0	0-0	2	0	1	0	0	6
2/3	KANSAS STATE *	5	1-1	0-0	0-0	0	0	1	1	0	2
2/6	at TCU *	10	0-1	0-1	0-0	5	0	1	0	0	0
2/9	WEST VIRGINIA *	1	0-0	0-0	0-0	0	0	0	0	0	0
2/13	at Oklahoma *	3	1-1	0-0	0-0	0	0	1	0	0	2
2/15	OKLAHOMA ST. *	7	1-2	0-0	4-4	1	2	0	0	1	6
2/20	at Kansas State *	12	1-2	0-0	0-2	3	0	2	0	1	2
2/23	at Baylor *	1	0-1	0-0	0-0	0	0	0	0	0	0
2/27	TEXAS TECH *	6	1-1	0-0	0-0	1	0	1	0	0	2
2/29	at Texas *	8	0-2	0-0	0-0	2	1	0	0	1	0
3/5	IOWA STATE *	2	1-2	0-0	0-0	3	0	0	0	0	2

\* - Big 12 Conference game; & - Champions Classic (Chicago, Ill.); # = Maui Invitational; % - Big 12 Championship; ! - NCAA Championship

BIG 12 CHAMPIONSHIP GAME-BY-GAME											
DATE	OPP. / RND.	MIN	FG	3FG	FT	REB	AST	T/O	BLK	STL	PTS
-	-	-	-	-	-	-	-	-	-	-	-
AVG.	-	-	-	-	-	-	-	-	-	-	-



21

**CLAY YOUNG**

Forward • 6-5 • 205 • R-SO  
Lansing, Kansas  
Lansing HS / KC Kansas CC

**STAT SUMMARY****PER 40-MINUTE AVG.**

* - 2015-16	PPG	RPG	APG	FG%	3FG%	FT%	PTS <sup>40</sup>	REB <sup>40</sup>	AST <sup>40</sup>	T/O <sup>40</sup>	STL <sup>40</sup>	BLK <sup>40</sup>
SEASON *	0.6	0.4	0.0	100%	-	50%	9.4	7.1	0.0	2.4	0.0	0.0
BIG 12 *	-	-	-	-	-	-	-	-	-	-	-	-

**OVERVIEW**

An invited walk-on who transferred from Kansas City Kansas Community College... Played two seasons at KCKCC for former Oklahoma standout Kelly Newton who was recruited by Bill Self when Self was at Tulsa... Received a medical redshirt after tearing his ACL at the beginning of the 2014-15 season.

**CAREER HIGHS**

PTS	2	HOLY CROSS (12-9-15)
REB	1	3 times, last vs. Oregon State (12-12-15)
FG	1	HOLY CROSS (12-9-15)
FGA	1	HOLY CROSS (12-9-15)
3FG	-	
3FGA	-	
FT	1	2 times, last vs. LOYOLA (12-1-15)
FTA	2	2 times, last vs. LOYOLA (12-1-15)
AST	-	
STL	-	
BLK	-	
MIN	4	MONTANA (12-19-15)

**GAME MISCELLANEOUS****SOPHOMORE / CAREER**

5+ MIN	0
2+ PTS	1
2+ REB	0
2+ AST	0
2+ STL	0
2+ BLK	0

**CAREER OVERALL**

SEASON	GP	GS	MIN	FG	3FG	FT	REB	REB/G	AST/G	PTS	PTS/G
2015-16	7	0	2.4	1-1	-	2-4	3	0.4	0.0	4	0.6
<b>TOTAL</b>	<b>7</b>	<b>0</b>	<b>2.4</b>	<b>1.000</b>	<b>-</b>	<b>.500</b>	<b>3</b>	<b>0.4</b>	<b>0.0</b>	<b>4</b>	<b>0.6</b>

**CAREER BIG 12**

SEASON	GP	GS	MIN	FG	3FG	FT	REB	REB/G	AST/G	PTS	PTS/G
2015-16											
<b>TOTAL</b>											

**2015-16 GAME-BY-GAME**

DATE	OPPONENT	MIN	FG	3FG	FT	REB	AST	T/O	BLK	STL	PTS
11/13	NORTHERN COLO.	3	0-0	0-0	0-0	1	0	0	0	0	0
11/17	vs. Michigan St. &										
11/23	vs. Chaminade #	3	0-0	0-0	1-2	1	0	0	0	0	1
11/24	vs. UCLA #	1	0-0	0-0	0-0	0	0	1	0	0	0
11/25	vs. Vanderbilt #										
12/1	LOYOLA (Md.)	2	0-0	0-0	1-2	0	0	0	0	0	1
12/5	HARVARD										
12/9	HOLY CROSS	3	1-1	0-0	0-0	0	0	0	0	0	2
12/12	OREGON STATE	1	0-0	0-0	0-0	1	0	0	0	0	0
12/19	MONTANA	4	0-0	0-0	0-0	0	0	0	0	0	0
12/22	at San Diego St.										
12/29	UC IRVINE										
1/2	BAYLOR *										
1/4	OKLAHOMA *										
1/9	at Texas Tech *										
1/12	at West Virginia *										
1/16	TCU *										
1/19	at Oklahoma St. *										
1/23	TEXAS *										
1/25	at Iowa State *										
1/30	KENTUCKY										
2/3	KANSAS STATE *										
2/6	at TCU *										
2/9	WEST VIRGINIA *										
2/13	at Oklahoma *										
2/15	OKLAHOMA ST. *										
2/20	at Kansas State *										
2/23	at Baylor *										
2/27	TEXAS TECH *										
2/29	at Texas *										
3/5	IOWA STATE *										

\* - Big 12 Conference game; & - Champions Classic (Chicago, Ill.); # - Maui Invitational; % - Big 12 Championship; ! - NCAA Championship

**BIG 12 CHAMPIONSHIP GAME-BY-GAME**

DATE	OPP. / RND.	MIN	FG	3FG	FT	REB	AST	T/O	BLK	STL	PTS
-	-	-	-	-	-	-	-	-	-	-	-
<b>AVG.</b>	-	-	-	-	-	-	-	-	-	-	-





31

JAMARI TRAYLOR

Forward • 6-8 • 220 • SR

Chicago, Illinois

IMG Academy (Fla.)

STAT SUMMARY							PER 40-MINUTE AVG.					
* - 2015-16							PTS <sup>40</sup>	REB <sup>40</sup>	AST <sup>40</sup>	T/O <sup>40</sup>	STL <sup>40</sup>	BLK <sup>40</sup>
SEASON *	PPG	RPG	BPG	FG%	3FG%	FT%	9.5	9.3	1.7	2.8	1.7	2.4
BIG 12 *	3.3	3.2	0.8	56%	-	74%	9.9	8.6	1.6	3.0	2.0	2.9
CAREER	3.7	3.3	0.9	54%	-	64%	10.0	8.7	1.7	2.9	1.5	2.3

OVERVIEW

Enters his senior season ranked 20th on the KU career blocked shots list with 93... A high-energy player who started 18 games as a junior, averaging 20.4 minutes per contest... One of the first Jayhawks off the bench in 2013-14... Described as a hustle guy who fights for rebounds and loose balls... Declared a partial qualifier for 2011-12 and practiced with the KU team following the fall 2011 semester.

CAREER HIGHS		
PTS	17	vs. Eastern Ky. (3-21-14)
REB	14	vs. Eastern Ky. (3-21-14)
FG	7	vs. Eastern Ky. (3-21-14)
FGA	9	vs. West Virginia (3-3-15)
3FG	--	
3FGA	--	
FT	5	vs. Utah (12-13-14)
FTA	7	vs. West Virginia (3-3-15)
AST	3	six times, last vs. NORTHERN COLORADO (11-13-15)
STL	3	three times, last at San Diego State (12-22-15)
BLK	3	10 times, last vs. OKLAHOMA (1-4-16)
MIN	30	vs. West Virginia (3-3-15)

GAME MISCELLANEOUS					
	FRESHMAN	SOPH.	JUNIOR	SENIOR	CAREER
Double-Doubles	0	1	0	0	1
10+ PTS	0	2	5	0	7
20+ PTS	0	0	0	0	0
5+ REB	3	14	11	7	35
10+ REB	0	1	1	0	2
3+ AST	0	1	4	1	6
2+ STL	5	3	8	3	19
2+ BLK	5	6	11	5	27
PTS Team Leader	0	0	1	0	1
REB Team Leader	0	2	3	4	9
AST Team Leader	0	0	1	0	1
STL Team Leader	5	4	8	6	23
BLK Team Leader	6	9	15	9	39

CAREER OVERALL											
SEASON	GP	GS	MIN	FG	3FG	FT	REB	REB/G	BLK/G	PTS	PTS/G
2012-13	37	1	9.6	.429	-	.579	76	2.1	0.8	76	2.1
2013-14	34	0	16.1	.674	-	.667	139	4.1	0.8	164	4.8
2014-15	35	18	20.4	.486	-	.600	130	3.7	1.1	167	4.8
2015-16	30	8	13.8	.561	-	.735	97	3.2	0.8	99	3.3
TOTAL	136	27	15.0	.538	-	.642	442	3.3	0.9	506	3.7

CAREER BIG 12											
SEASON	GP	GS	MIN	FG	3FG	FT	REB	REB/G	BLK/G	PTS	PTS/G
2012-13	18	0	8.6	.360	-	.538	36	2.0	0.6	25	1.4
2013-14	17	0	16.4	.767	-	.594	69	4.1	0.6	85	5.0
2014-15	18	13	2.8	.536	-	.565	57	3.2	1.0	87	4.8
2015-16	18	1	12.4	.571	-	.700	48	2.7	0.9	55	3.1
TOTAL	71	14	14.5	.575	-	.590	210	3.0	0.8	252	3.5

2015-16 GAME-BY-GAME												
DATE	OPPONENT	MIN	FG	3FG	FT	REB	AST	T/O	BLK	STL	PTS	
11/13	NORTHERN COLO.	*21	2-3	0-0	4-4	7	3	0	0	0	8	
11/17	vs. Michigan St. &	*18	1-1	0-0	4-4	7	0	0	0	0	6	
11/23	vs. Chaminade #	*14	2-2	0-0	0-0	3	1	1	3	2	4	
11/24	vs. UCLA #	*20	2-4	0-0	2-2	4	2	1	0	0	6	
11/25	vs. Vanderbilt #	*28	1-3	0-0	1-2	4	0	2	0	0	3	
12/1	LOYOLA (Md.)	*14	1-2	0-0	0-2	6	0	0	1	0	2	
12/5	HARVARD	*10	1-1	0-0	1-2	2	0	3	1	1	3	
12/9	HOLY CROSS		— DID NOT PLAY —									
12/12	OREGON STATE	2	0-1	0-0	0-0	1	0	0	0	0	0	
12/19	MONTANA	11	0-0	0-0	0-0	3	1	3	2	0	0	
12/22	at San Diego St.	21	1-4	0-0	4-4	6	0	0	1	3	6	
12/29	UC IRVINE	8	0-1	0-0	1-2	1	0	0	0	0	1	
1/2	BAYLOR *	10	0-0	0-0	0-0	0	2	0	1	0	0	
1/4	OKLAHOMA *	15	3-3	0-0	0-0	4	0	2	3	1	6	
1/9	at Texas Tech *	12	0-1	0-0	0-0	2	0	2	1	0	0	
1/12	at West Virginia *	11	0-0	0-0	2-2	4	0	1	0	2	2	
1/16	TCU *	8	0-1	0-0	0-0	4	0	1	0	0	0	
1/19	at Oklahoma St. *	6	0-0	0-0	0-0	2	0	1	0	1	0	
1/23	TEXAS *	15	1-2	0-0	0-0	5	2	0	0	0	2	
1/25	at Iowa State *	10	1-3	0-0	0-0	2	1	1	1	0	2	
1/30	KENTUCKY	25	2-2	0-0	1-2	5	2	2	1	1	5	
2/3	KANSAS STATE *	13	1-1	0-0	3-4	4	0	1	2	1	5	
2/6	at TCU *	15	3-6	0-0	0-0	7	0	0	1	0	6	
2/9	WEST VIRGINIA *	9	0-1	0-0	0-0	1	1	2	2	1	0	
2/13	at Oklahoma *	11	0-1	0-0	1-2	3	1	1	0	0	1	
2/15	OKLAHOMA ST. *	13	1-2	0-0	0-0	1	0	0	1	0	2	
2/20	at Kansas State *	17	3-4	0-0	0-0	3	1	2	1	0	6	
2/23	at Baylor *	12	2-2	0-0	0-0	1	0	2	1	1	4	
2/27	TEXAS TECH *	13	1-3	0-0	1-1	3	1	0	1	0	3	
2/29	at Texas *	15	4-6	0-0	0-1	0	0	0	0	1	8	
3/5	IOWA STATE *	*18	4-6	0-0	0-0	2	0	1	1	3	8	

\* - Big 12 Conference game; & - Champions Classic (Chicago, Ill.); # = Maui Invitational; % - Big 12 Championship; ! - NCAA Championship

BIG 12 CHAMPIONSHIP GAME-BY-GAME												
DATE	OPP. / RND.	MIN	FG	3FG	FT	REB	AST	T/O	BLK	STL	PTS	
3/14/13	TTU / QF	11	2 2	0 0	3 3	0	0	0	0	1	7	
3/15/13	ISU / SF	10	1 3	0 0	4 4	1	0	0	2	0	6	
3/16/13	KSU / F	2	0 1	0 0	0 0	0	0	0	1	0	0	
3/13/14	OSU / QF	27	3 6	0 0	0 0	9	1	2	2	0	8	
3/14/14	ISU / SF	16	3 5	0 0	0 0	2	0	1	1	0	6	
3/12/15	TCU / QF	* 20	3 3	0 0	0 1	2	1	3	3	0	6	
3/13/15	BU / SF	22	0 2	0 0	1 4	5	1	3	3	0	1	
3/14/15	ISU / F	10	0 1	0 0	0 0	2	0	0	0	0	0	
AVG.	8 GAMES	14.8	52%	-	67%	2.6	0.4	1.1	1.5	0.1	4.3	



33

## LANDEN LUCAS

Forward • 6-10 • 240 • JR  
Portland, Oregon  
Westview HS

### STAT SUMMARY

* - 2015-16	PPG	RPG	BPG	FG%	3FG%	FT%	PTS <sup>40</sup>	REB <sup>40</sup>	AST <sup>40</sup>	T/O <sup>40</sup>	STL <sup>40</sup>	BLK <sup>40</sup>
SEASON *	5.3	6.3	0.7	61%	0%	65%	12.6	14.9	1.1	2.5	0.9	1.6
BIG 12 *	5.6	7.2	1.0	61%	-	68%	11.4	14.7	0.7	2.2	0.9	2.1
CAREER	3.6	4.2	0.5	57%	0%	63%	9.0	10.5	1.1	2.0	0.7	1.3

### PER 40-MINUTE AVG.

### CAREER HONORS

2015-16: All-Big 12 Honorable Mention.

### OVERVIEW

A great rebounder with length and power... Started 14 games, including four of the last six, as a sophomore and averaged 15.2 minutes per contest... Has the ability to knock down shots and is also a solid passer... Played for Athletes in Action in the summer of 2014... Born in Portland, Oregon, but grew up in Tokyo, Japan.

### CAREER HIGHS

PTS	14	OKLAHOMA STATE (2-15-16)
REB	16	WEST VIRGINIA (2-9-16)
FG	6	at Oklahoma (3/7/15) / TCU (3/12/15)
FGA	8	at Oklahoma (3/7/15) OKLAHOMA STATE (2-15-16)
3FG	-	
3FGA	1	vs. UC IRVINE (12-29-15)
FT	6	at TCU (1/28/15)
FTA	6	four times, last at K-State (2-20-16)
AST	4	vs. Chaminade (11-23-15)
STL	2	RIDER (11/24/14) / RHODE ISLAND (11/27/14) / at Baylor (2/23/16)
BLK	5	at Texas (2/29/16)
MIN	33	at Oklahoma (3/7/15)

### GAME MISCELLANEOUS

	FRESHMAN	SOPHOMORE	JUNIOR	CAREER
Double-Doubles	0	1	2	3
10+ PTS	0	2	2	4
5+ REB	2	13	18	33
10+ REB	0	2	6	8
3+ AST	0	0	1	1
2+ STL	0	2	1	3
2+ BLK	0	5	2	7
PTS Team Leader	0	0	0	0
REB Team Leader	0	6	15	21
AST Team Leader	0	0	0	0
STL Team Leader	0	4	2	6
BLK Team Leader	2	7	7	16

### CAREER OVERALL

SEASON	GP	GS	MIN	FG	3FG	FT	REB	REB/G	BLK/G	PTS	PTS/G
2013-14	22	0	4.9	.571	-	.500	30	1.4	0.3	34	1.5
2014-15	32	14	15.2	.532	-	.667	139	4.3	0.6	112	3.5
2015-16	29	12	16.8	.607	.000	.648	182	6.3	0.7	154	5.3
<b>TOTAL</b>	<b>83</b>	<b>26</b>	<b>13.0</b>	<b>.572</b>	<b>.000</b>	<b>.632</b>	<b>351</b>	<b>4.2</b>	<b>0.5</b>	<b>300</b>	<b>3.6</b>

### CAREER BIG 12

SEASON	GP	GS	MIN	FG	3FG	FT	REB	REB/G	BLK/G	PTS	PTS/G
2013-14	9	0	6.6	.545	-	.455	15	1.7	0.3	17	1.9
2014-15	15	1	15.9	.469	-	.769	62	4.1	0.5	50	3.3
2015-16	18	11	19.5	.607	-	.681	129	7.2	1.0	100	5.6
<b>TOTAL</b>	<b>42</b>	<b>12</b>	<b>15.5</b>	<b>.556</b>	<b>-</b>	<b>.679</b>	<b>206</b>	<b>4.9</b>	<b>0.7</b>	<b>167</b>	<b>4.0</b>

### 2015-16 GAME-BY-GAME

DATE	OPPONENT	MIN	FG	3FG	FT	REB	AST	T/O	BLK	STL	PTS
11/13	NORTHERN COLO.	9	3-5	0-0	2-4	3	1	2	0	0	8
11/17	vs. Michigan St. &	14	1-5	0-0	0-1	7	1	1	0	0	2
11/23	vs. Chaminade #	17	4-4	0-0	5-6	12	4	3	1	1	13
11/24	vs. UCLA #	13	1-2	0-0	2-2	5	0	1	0	0	4
11/25	vs. Vanderbilt #	14	2-3	0-0	0-0	4	0	1	0	0	4
12/1	LOYOLA (Md.)										DID NOT PLAY
12/5	HARVARD	24	2-2	0-0	1-3	8	1	1	0	0	5
12/9	HOLY CROSS										DID NOT PLAY
12/12	OREGON STATE	6	0-1	0-0	0-0	0	0	1	0	0	0
12/19	MONTANA	9	3-4	0-0	1-2	6	0	0	0	1	7
12/22	at San Diego St.	2	0-0	0-0	0-0	1	0	0	0	0	0
12/29	UC IRVINE	15	4-6	0-1	0-0	4	0	0	0	1	8
1/2	BAYLOR *	11	1-2	0-0	0-0	2	0	2	0	1	2
1/4	OKLAHOMA *	25	1-3	0-0	3-4	8	1	0	1	1	5
1/9	at Texas Tech *	16	1-1	0-0	3-4	2	2	0	1	0	5
1/12	at West Virginia *	15	1-1	0-0	0-0	6	0	1	1	0	2
1/16	TCU *	5	0-1	0-0	0-0	1	0	0	0	0	0
1/19	at Oklahoma St. *	13	2-3	0-0	1-2	5	0	0	0	0	5
1/23	TEXAS *	*23	0-2	0-0	0-0	10	0	0	0	0	0
1/25	at Iowa State *	*21	1-1	0-0	0-0	9	0	2	0	1	2
1/30	KENTUCKY	*13	0-1	0-0	3-6	3	0	1	0	0	3
2/3	KANSAS STATE *	*25	2-3	0-0	4-5	6	1	1	1	0	8
2/6	at TCU *	*11	2-2	0-0	4-4	3	1	3	0	0	8
2/9	WEST VIRGINIA *	*29	4-5	0-0	1-2	16	0	2	4	1	9
2/13	at Oklahoma *	*28	2-3	0-0	3-4	10	0	2	1	0	7
2/15	OKLAHOMA ST. *	*26	5-8	0-0	4-5	10	0	1	1	0	14
2/20	at Kansas State *	*13	2-2	0-0	3-6	8	0	1	1	0	7
2/23	at Baylor *	*29	2-6	0-0	1-2	10	1	1	1	2	5
2/27	TEXAS TECH *	*20	2-3	0-0	3-3	8	0	2	0	0	7
2/29	at Texas *	*21	3-6	0-0	2-6	8	0	1	5	1	8
3/5	IOWA STATE *	20	3-4	0-0	0-0	7	0	0	1	1	6

\* - Big 12 Conference game; & - Champions Classic (Chicago, Ill.); # = Maui Invitational; % - Big 12 Championship; ! - NCAA Championship

### BIG 12 CHAMPIONSHIP GAME-BY-GAME

DATE	OPP. / RND.	MIN	FG	3FG	FT	REB	AST	T/O	BLK	STL	PTS
3/13/14	OSU / QF	4	0 0	0 0	0 0	1	0	0	1	0	0
3/14/14	ISU / SF	1	0 0	0 0	0 0	0	0	0	0	0	0
3/12/15	TCU / QF	* 24	6 7	0 0	1 2	7	0	2	3	0	13
3/13/15	BU / SF	* 25	1 2	0 0	2 2	6	1	2	2	0	4
3/14/15	ISU / F	* 24	3 3	0 0	0 0	5	0	0	0	0	6
<b>AVG.</b>	<b>5 GAMES</b>	<b>15.6</b>	<b>83%</b>	<b>-</b>	<b>75%</b>	<b>3.8</b>	<b>0.2</b>	<b>0.8</b>	<b>1.2</b>	<b>0.0</b>	<b>4.6</b>



34

**PERRY ELLIS**  
Forward • 6-8 • 225 • SR  
Wichita, Kansas  
Wichita Heights HS

STAT SUMMARY							PER 40-MINUTE AVG.					
* - 2015-16												
SEASON *	PPG	RPG	BPG	FG%	3FG%	FT%	PTS <sup>40</sup>	REB <sup>40</sup>	AST <sup>40</sup>	T/O <sup>40</sup>	STL <sup>40</sup>	BLK <sup>40</sup>
BIG 12 *	16.5	6.0	0.5	52%	46%	76%	21.7	7.9	1.9	2.0	0.6	0.7
CAREER	17.7	5.8	0.7	52%	44%	79%	21.7	7.1	2.2	2.0	0.5	0.9
	12.2	5.8	0.5	50%	44%	75%	19.6	9.4	1.7	1.9	1.0	0.8

CAREER HONORS

2015-16: All-America Second Team (*USA Today*)... Wooden Award Finalist... All-Big 12 First Team... Big 12 Player of the Week (3/5)... Academic All-Big 12 First Team... Senior CLASS Award Finalist (1 of 10)... Naismith Trophy Midseason 35... Wooden Award Late Season Top 20... Karl Malone Power Forward of the Year Award Finalist (1 of 10)... Senior CLASS Award Candidate (1 of 30)... Wooden Award Midseason Top 25... Lute Olson Award Mid-Season Watch List (1 of 35)... Oscar Robertson Trophy Watch List (1 of 33)... Naismith Trophy Watch List (1 of 50)... Maui Invitational All-Tournament Team... John R. Wooden Award Preseason Top 50... Senior CLASS Award nominee... Karl Malone Award Watch List... Preseason All-Big 12. 2014-15: USBWA All-District VI... Karl Malone Power Forward Finalist (1 of 5)... All-Big 12 First Team (Big 12/AP)... Big 12 Player of the Week (3/2)... Academic All-Big 12 First Team... Karl Malone Power Forward Watch List... co-Big 12 Player of the Week (2/16)... Big 12 Player of the Week (12/1)... CBSSports.com National Player of the Week (12/1)... Orlando Classic MVP... John R. Wooden Award Preseason Top 50... Preseason All-Big 12. 2013-14: NABC All-District 8 Second Team... All-Big 12 Honorable Mention (AP)... All-Big 12 Third Team (Big 12)... Academic All-Big 12 Second Team... co-Big 12 Player of the Week (2.17.14)... NABC Good Works Team Nominee... Battle 4 Atlantis All-Tournament Team... Naismith Trophy Early Watch List... co-Big 12 Player of the Week (11.18.13)... Preseason All-Big 12 Honorable Mention. 2012-13: Big 12 Championship All-Tournament Team... Athletic Director's and Big 12 Commissioner's Honor Rolls (fall 2012, spring 2013)... Academic All-Big 12 Rookie Team.

CAREER HIGHS		
PTS	32	TCU (2-15-14)
REB	14	at TCU (1-25-14)
FG	13	TCU (2-15-14)
FGA	28	OKLAHOMA (1-4-16)
3FG	3	TEXAS TECH (1-10-15) / K-STATE (2-3-16)
3FGA	4	TEXAS (1-23-16) / IOWA STATE (3-5-16)
FT	11	vs. Tennessee (11-28-14)
FTA	13	KENTUCKY (1-30-16)
AST	5	TCU (2-15-14)
STL	3	4 times, last vs. Oklahoma State (1-13-15)
BLK	3	4 times, last vs. TCU (1-16-16)
MIN	53	OKLAHOMA (1-4-16)

GAME MISCELLANEOUS					
	FRESHMAN	SOPH.	JUNIOR	SENIOR	CAREER
Double-Doubles	1	5	7	3	16
10+ PTS	7	23	25	29	84
20+ PTS	1	8	4	11	24
30+ PTS	0	2	0	0	2
5+ REB	14	26	27	20	87
10+ REB	1	5	7	3	16
3+ AST	1	2	5	9	17
2+ STL	1	8	7	3	19
2+ BLK	2	5	5	4	16
PTS Team Leader	1	9	13	14	37
REB Team Leader	2	13	15	14	44
AST Team Leader	2	1	1	2	6
STL Team Leader	5	10	7	2	24
BLK Team Leader	1	6	11	7	25

CAREER OVERALL											
SEASON	GP	GS	MIN	FG	3FG	FT	REB	REB/G	BLK/G	PTS	PTS/G
2012-13	37	3	13.6	.475	.667	.738	144	3.9	0.3	216	5.8
2013-14	35	34	27.8	.549	.471	.763	234	6.7	0.6	472	13.5
2014-15	34	34	28.8	.457	.391	.73	234	6.9	0.7	469	13.8
2015-16	31	31	30.4	.521	.456	.763	187	6.0	0.5	510	16.5
TOTAL	137	102	24.8	.503	.439	.749	799	5.8	0.5	1,667	12.2

CAREER BIG 12											
SEASON	GP	GS	MIN	FG	3FG	FT	REB	REB/G	BLK/G	PTS	PTS/G
2012-13	18	1	12.3	.367	-	.723	62	3.4	0.2	78	4.3
2013-14	18	17	27.0	.521	.571	.802	113	6.3	0.6	239	13.3
2014-15	17	17	29.3	.500	.476	.709	123	7.2	0.9	256	15.1
2015-16	18	18	32.6	.521	.439	.791	104	5.8	0.7	319	17.7
TOTAL	71	53	25.3	.501	.464	.759	402	5.7	0.6	892	12.6

2015-16 GAME-BY-GAME												
DATE	OPPONENT	MIN	FG	3FG	FT	REB	AST	T/O	BLK	STL	PTS	
11/13	NORTHERN COLO.	*20	5-7	0-1	6-6	2	0	1	0	0	16	
11/17	vs. Michigan St. &	*34	9-18	1-2	2-5	6	0	0	0	1	21	
11/23	vs. Chaminade #	*24	4-8	0-0	3-6	8	1	0	0	0	11	
11/24	vs. UCLA #	*27	9-12	2-3	4-4	6	1	0	0	0	24	
11/25	vs. Vanderbilt #	*26	1-8	0-2	3-4	8	2	3	0	0	5	
12/1	LOYOLA (Md.)	*20	5-9	1-1	4-7	6	0	1	0	1	15	
12/5	HARVARD	*27	5-11	0-0	2-2	4	3	1	1	2	12	
12/9	HOLY CROSS	*26	2-8	0-2	0-0	4	0	0	0	1	12	
12/12	OREGON STATE	*31	4-10	1-1	4-4	9	1	2	0	1	13	
12/19	MONTANA	*24	4-7	0-0	10-10	9	0	0	0	1	18	
12/22	at San Diego St.	*35	8-15	2-3	2-2	3	3	5	2	0	20	
12/29	UC IRVINE	*29	4-8	1-1	5-6	9	0	1	0	0	14	
1/2	BAYLOR *	*24	6-12	1-2	4-4	6	3	1	0	0	17	
1/4	OKLAHOMA *	*53	11-28	2-3	3-4	13	3	1	1	0	27	
1/9	at Texas Tech *	*31	7-16	1-1	0-0	10	2	3	1	0	15	
1/12	at West Virginia *	*38	8-14	1-1	4-6	7	3	2	0	2	21	
1/16	TCU *	*25	4-9	0-2	2-2	9	1	1	3	1	10	
1/19	at Oklahoma St. *	*33	3-10	0-3	7-12	3	0	1	0	1	13	
1/23	TEXAS *	*35	9-15	2-4	6-6	4	0	2	1	0	26	
1/25	at Iowa State *	*36	10-18	0-1	3-3	5	1	1	0	0	23	
1/30	KENTUCKY	*31	1-4	0-0	8-13	9	1	2	0	0	10	
2/3	KANSAS STATE *	*34	8-11	3-3	0-0	5	0	4	0	2	19	
2/6	at TCU *	*34	11-14	0-2	1-1	10	3	3	2	0	23	
2/9	WEST VIRGINIA *	*38	7-9	1-2	6-7	1	3	1	1	0	21	
2/13	at Oklahoma *	*29	4-12	2-3	0-0	7	2	2	1	0	10	
2/15	OKLAHOMA ST. *	*25	6-13	1-3	2-2	4	1	1	0	0	15	
2/20	at Kansas State *	*30	4-6	1-2	5-7	2	2	0	0	1	14	
2/23	at Baylor *	*36	4-8	1-2	6-6	2	3	2	2	0	15	
2/27	TEXAS TECH *	*28	4-13	0-2	0-0	5	1	2	1	1	8	
2/29	at Texas *	*28	9-11	1-1	1-2	4	4	2	0	0	20	
3/5	IOWA STATE *	*30	9-19	1-4	3-5	7	0	1	0	0	22	

\* - Big 12 Conference game; & - Champions Classic (Chicago, Ill.); # = Maui Invitational; % - Big 12 Championship; ! - NCAA Championship

BIG 12 CHAMPIONSHIP GAME-BY-GAME												
DATE	OPP. / RND.	MIN	FG	3FG	FT	REB	AST	T/O	BLK	STL	PTS	
3/14/13	TTU / QF	14	3 5	0 0	2 2	7	1	0	0	0	8	
3/15/13	ISU / SF	28	10 12	0 0	3 3	6	0	0	0	2	23	
3/16/13	KSU / F	14	5 6	1 1	1 1	6	2	1	1	0	12	
3/13/14	OSU / QF	* 28	4 7	0 1	1 2	8	1	0	0	0	9	
3/14/14	ISU / SF	* 37	11 12	1 1	7 8	7	1	1	0	0	30	
3/13/15	BU / SF	* 26	4 11	1 2	2 2	6	0	2	0	0	11	
3/14/15	ISU / F	* 30	2 10	1 2	2 2	9	1	2	0	0	7	
AVG.	7 GAMES	25.3	62%	57%	90%	7.0	0.9	0.9	0.1	0.3	14.3	





42

## HUNTER MICKELSON

Forward • 6-10 • 245 • SR  
Jonesboro, Arkansas  
Westside HS / Univ. of Arkansas

### STAT SUMMARY

* - 2015-16	PPG	RPG	BPG	FG%	3FG%	FT%	PTS <sup>40</sup>	REB <sup>40</sup>	AST <sup>40</sup>	T/O <sup>40</sup>	STL <sup>40</sup>	BLK <sup>40</sup>
SEASON *	2.4	2.3	0.9	47%	0%	64%	11.6	11.4	2.5	1.3	2.5	4.4
BIG 12 *	1.5	1.7	0.5	37%	-	50%	10.1	11.3	1.8	1.2	1.2	3.0
CAREER	4.1	3.0	1.4	47%	17%	68%	12.5	9.1	1.3	2.2	1.7	4.3

### PER 40-MINUTE AVG.

### OVERVIEW

Started five of eight games played for USA in winning the gold medal at the 2015 World University Games in Gwanju, Korea... Transferred from Arkansas following the 2012-13 season... Toured Estonia and Finland with USA East Coast Basketball Team in August 2014... A proven shot blocker who set the Arkansas freshman blocks record with 72 in 2011-12 and led the team with 39 blocked shots in 2012-13.

### CAREER HIGHS

PTS	16 *	Robert Morris (12/20/12)
REB	13 *	Northwestern St. (12/29/12)
FG	7 *	Robert Morris (12/20/12)
FGA	10 *	four times, last Alabama A&M (12/22/12)
3FG	1 *	two times, last Sam Houston St. (11/9/12)
3FGA	1	11 times, last vs. Oregon State (12/12/15)
FT	5	at Oklahoma (3/7/15)
FTA	6	at Oklahoma (3/7/15)
AST	5 *	Grambling St. (11/26/11)
STL	4 *	Tennessee (2/2/13)
BLK	7 *	Texas Southern (12/30/11) / LSU (1/14/12)
MIN	30 *	vs Tennessee (2/15/12)

\* - at Arkansas

### GAME MISCELLANEOUS

	FRESHMAN at Arkansas	SOPH. at Arkansas	JUNIOR at KU	SENIOR at KU	CAREER
Double-Doubles	0	0	0	0	0
10+ PTS	5	6	0	1	12
20+ PTS	0	0	0	0	0
5+ REB	10	10	2	4	26
10+ REB	0	1	0	0	1
3+ AST	1	0	0	0	1
2+ STL	1	6	2	2	11
2+ BLK	22	14	5	7	48
4+ BLK	4	1	0	0	5
PTS Team Leader	n/a	n/a	0	0	0
REB Team Leader	n/a	n/a	0	2	2
AST Team Leader	n/a	n/a	0	0	0
STL Team Leader	n/a	n/a	3	1	4
BLK Team Leader	n/a	n/a	7	10	17

### CAREER OVERALL

SEASON	GP	GS	MIN	FG	3FG	FT	REB	REB/G	BLK/G	PTS	PTS/G
2011-12*	32	5	17.1	.457	1-4	.516	119	3.7	2.3	165	5.2
2012-13*	32	20	16.6	.470	1-7	.800	111	3.5	1.2	173	5.4
2014-15	19	0	7.0	.500	-	.867	34	1.8	1.0	45	2.4
2015-16	23	11	8.2	.469	.000	.643	54	2.3	0.9	55	2.4
<b>TOTAL</b>	<b>106</b>	<b>36</b>	<b>13.2</b>	<b>.467</b>	<b>.167</b>	<b>.675</b>	<b>318</b>	<b>3.0</b>	<b>1.4</b>	<b>438</b>	<b>4.1</b>
<b>TOTAL (KU)</b>	<b>42</b>	<b>11</b>	<b>7.7</b>	<b>.481</b>	<b>.000</b>	<b>.759</b>	<b>88</b>	<b>2.1</b>	<b>0.7</b>	<b>100</b>	<b>2.4</b>

\* - at Arkansas

### CAREER BIG 12

SEASON	GP	GS	MIN	FG	3FG	FT	REB	REB/G	BLK/G	PTS	PTS/G
2014-15	7	0	8.9	.545	-	.900	18	2.6	1.1	21	3.0
2015-16	11	6	6.1	.368	-	.500	19	1.7	0.5	17	1.5
<b>TOTAL</b>	<b>18</b>	<b>6</b>	<b>7.2</b>	<b>.433</b>	<b>-</b>	<b>.750</b>	<b>37</b>	<b>2.1</b>	<b>0.6</b>	<b>38</b>	<b>2.1</b>

### 2015-16 GAME-BY-GAME

DATE	OPPONENT	MIN	FG	3FG	FT	REB	AST	T/O	BLK	STL	PTS
11/13	NORTHERN COLO.	13	1-2	0-0	0-0	7	0	0	3	1	2
11/17	vs. Michigan St. &	3	0-0	0-0	0-0	1	0	0	0	0	0
11/23	vs. Chaminade #	12	5-5	0-0	1-1	0	1	0	2	1	11
11/24	vs. UCLA #	10	0-1	0-0	0-0	2	1	0	0	0	0
11/25	vs. Vanderbilt #	4	0-1	0-0	0-0	1	0	1	0	1	0
12/1	LOYOLA (Md.)	15	3-5	0-0	2-3	3	1	1	3	0	8
12/5	HARVARD	2	0-1	0-0	0-0	1	0	0	1	0	0
12/9	HOLY CROSS	*15	0-1	0-0	0-0	2	2	0	2	2	0
12/12	OREGON STATE	*14	3-5	0-1	1-1	6	1	1	2	1	7
12/19	MONTANA	*15	1-2	0-0	0-0	7	0	0	0	1	2
12/22	at San Diego St.	*8	1-3	0-0	0-0	3	1	0	2	0	2
12/29	UC IRVINE	*11	2-4	0-0	2-3	2	2	1	1	3	6
1/2	BAYLOR *	*17	2-3	0-0	3-4	6	1	1	3	1	7
1/4	OKLAHOMA *	*9	1-4	0-0	0-0	3	0	0	0	0	2
1/9	at Texas Tech *	*5	1-1	0-0	0-0	0	0	0	0	0	2
1/12	at West Virginia *	*5	1-2	0-0	0-0	2	0	0	1	0	2
1/16	TCU *	*5	0-1	0-0	0-0	2	1	0	0	1	0
1/19	at Oklahoma St. *	2	0-0	0-0	0-0	0	1	0	0	0	0
1/23	TEXAS *										
1/25	at Iowa State *										
1/30	KENTUCKY										
2/3	KANSAS STATE *										
2/6	at TCU *	2	0-1	0-0	0-0	1	0	0	0	0	0
2/9	WEST VIRGINIA *										
2/13	at Oklahoma *										
2/15	OKLAHOMA ST. *	3	1-2	0-0	0-0	1	0	0	0	0	2
2/20	at Kansas State *	5	0-1	0-0	0-0	1	0	0	0	0	0
2/23	at Baylor *										
2/27	TEXAS TECH *										
2/29	at Texas *	4	1-1	0-0	0-2	2	0	1	0	0	2
3/5	IOWA STATE *	*10	0-3	0-0	0-0	1	0	0	1	0	0

\* - Big 12 Conference game; & - Champions Classic (Chicago, Ill.); # = Maui Invitational; % - Big 12 Championship; ! - NCAA Championship

### BIG 12 CHAMPIONSHIP GAME-BY-GAME E

DATE	OPP. / RND.	MIN	FG	3FG	FT	REB	AST	T/O	BLK	STL	PTS
3/12/15	TCU / QF	8	1 2	0 0	0 0	1	0	0	1	0	2
3/13/15	BU / SF	6	1 2	0 0	0 0	1	0	1	2	2	2
3/14/15	ISU / F	8	1 3	0 0	0 0	2	0	1	1	0	2
<b>AVG.</b>	<b>3 GAMES</b>	<b>7.3</b>	<b>43%</b>	<b>-</b>	<b>-</b>	<b>1.3</b>	<b>0.0</b>	<b>0.7</b>	<b>1.3</b>	<b>0.7</b>	<b>2.0</b>



Game 5 - #5/7 Kansas 70, #19/16 Vanderbilt 63 (11-25-15, Lahaina, Hawaii)

Vanderbilt 63 • 5-1																
##	Player		Total		3-Ptr		Rebounds			PF	TP	A	TO	Blk	Stl	Min
			FG-FGA	FG-FGA	FT-FTA	Off	Def	Tot								
03	Kornet, Luke	f	5-12	2-7	2-2	2	2	4	1	14	1	1	4	1	1	29
30	Jones, Damian	c	5-7	0-1	7-10	2	8	10	4	17	2	4	3	0	34	
04	Baldwin Iv, Wade	g	5-12	1-3	0-1	1	1	2	5	11	2	1	0	1	1	35
05	Fisher-Davis, Matthe	g	0-4	0-3	0-0	0	1	1	1	0	2	1	0	1	1	18
13	Lachance, Riley	g	3-7	1-3	0-0	1	3	4	4	7	1	1	0	0	27	
00	Justice, Camron		3-6	1-4	2-2	0	3	3	0	9	0	1	0	2	19	
11	Roberson, Jeff		0-2	0-1	0-0	0	1	1	2	0	2	1	1	0	15	
24	Cressler, Nolan		2-6	1-5	0-0	0	4	4	4	5	1	1	0	0	21	
40	Henderson, Josh		0-0	0-0	0-0	0	0	0	0	0	0	0	0	0	2	
Team						0	3	3								
Totals				23-56	6-27	11-15	6	26	32	21	63	11	11	8	5	200
FG % 1st Half: 12-29			41.4%	2nd half: 11-27	40.7%	Game: 23-56			41.1%	Deadball Rebounds						
3FG % 1st Half: 4-15			26.7%	2nd half: 2-12	16.7%	Game: 6-27			22.2%	1						
FT % 1st Half: 2-3			66.7%	2nd half: 9-12	75.0%	Game: 11-15			73.3%							

Kansas 70 • 4-1																
##	Player		Total		3-Ptr	Rebounds			PF	TP	A	TO	Blk	Stl	Min	
			FG-FGA	FG-FGA	FT-FTA	Off	Def	Tot								
31	Traylor, Jamari	f	1-3	0-0	1-2	0	4	4	2	3	0	2	0	0	28	
34	Ellis, Perry	f	1-8	0-2	3-4	1	7	8	2	5	2	3	0	0	26	
00	Mason III, Frank	g	4-13	0-1	2-3	0	5	5	0	10	3	1	0	0	34	
01	Selden Jr., Wayne	g	8-11	4-6	5-10	1	6	7	0	25	0	0	1	1	40	
04	Graham, Devonte'	g	4-9	3-5	1-2	1	5	6	2	12	1	1	0	1	34	
10	Mykhailiuk, Svi		3-5	1-2	0-0	1	0	1	0	7	1	2	0	1	11	
15	Bragg Jr., Carlton		2-2	0-0	0-1	1	1	2	2	4	1	1	0	2	9	
33	Lucas, Landen		2-3	0-0	0-0	2	2	4	3	4	0	1	0	0	14	
42	Mickelson, Hunter		0-1	0-0	0-0	1	0	1	0	0	0	1	0	1	4	
Team						0	1	1								
Totals				25-55	8-16	12-22	8	31	39	11	70	8	12	1	6	200
FG % 1st Half: 10-31			32.3%	2nd half: 15-24	62.5%	Game: 25-55		45.5%	Deadball Rebounds							
3FG % 1st Half: 5-10			50.0%	2nd half: 3-6	50.0%	Game: 8-16		50.0%	5							
FT % 1st Half: 1-1			100.0	2nd half: 11-21	52.4%	Game: 12-22		54.5%								

Officials: Roger Ayers, Doug Shows, Patrick Evans  
Technical fouls: Vanderbilt-None. Kansas-None.  
Attendance: 2400  
2015 All-Tournament Team: Wayne Selden Jr. (KU) -Co-MVP; Frank Mason (KU) -Co-MVP; Damian Jones (Vandy); Devin Thomas (Wake Forest); Patrick McCaw (UNLV); Perry Ellis (KU)  
Maui Jim Maui Invitational Final

Score by periods	1st	2nd	Total	Points	In Paint	Off T/O	2nd Chance	Fast Break	Bench
Vanderbilt	30	33	63	VU	28	12	7	6	15
Kansas	26	44	70	KU	28	8	6	8	14

Notes: Championship of the Maui Jim Maui Invitational... Co-MVP honors with Selden and Mason... Selden and Ellis named to the all-tournament team... Selden ties career high with 25 points... Kansas trailed by 10 (16-6) for its biggest comeback of the season.

Game 7 - #4/6 at Kansas 75, Harvard 69 (12-5-15)

Harvard 69 • 2-6															
##	Player		Total		3-Ptr	Rebounds			PF	TP	A	TO	Blk	Stl	Min
			FG-FGA	FG-FGA	FT-FTA	Off	Def	Tot							
33	Cummins, Evan	f	1-2	0-0	0-0	1	0	1	2	2	0	2	1	0	16
35	Okolie, Agunwa	f	3-8	0-0	0-0	2	4	6	0	6	1	1	0	2	32
04	Edosomwan, Zena	c	4-10	0-0	2-2	2	9	11	4	10	1	3	0	0	24
03	McCarthy, Tommy	g	3-10	3-7	2-3	1	3	4	5	11	5	3	0	0	37
25	Johnson, Corey	g	3-7	2-5	0-0	1	1	2	4	8	3	4	0	0	31
10	Steeves, Patrick		3-4	1-2	1-2	1	1	2	0	8	2	2	0	1	13
11	Egi, Chris		3-4	0-0	0-0	0	0	0	3	6	2	3	2	0	16
15	Miller, Corbin		1-5	1-4	0-0	0	0	0	0	3	0	0	0	0	11
23	Perez, Weisner		4-7	0-1	7-8	2	7	9	4	15	1	0	0	0	20
Team						1	3	4							
Totals			25-57	7-19	12-15	11	28	39	22	69	15	19	3	3	200
FG % 1st Half: 11-25 44.0% 2nd half: 14-32 43.8% Game: 25-57 43.9% Deadball Rebounds 3															
3FG % 1st Half: 3-8 37.5% 2nd half: 4-11 36.4% Game: 7-19 36.8%															
FT % 1st Half: 4-4 100.0 2nd half: 8-11 72.7% Game: 12-15 80.0%															

Kansas 75 • 6-1																
##	Player	Total			3-Ptr	Rebounds			PF	TP	A	TO	Blk	Stl	Min	
		FG-FGA	FG-FGA	FT-FTA	Off	Def	Tot									
31	Traylor, Jamari	f	1-1	0-0	1-2	1	1	2	1	3	0	3	1	1	10	
34	Ellis, Perry	f	5-11	0-0	2-5	0	4	4	3	12	3	1	1	2	27	
00	Mason III, Frank	g	7-11	2-3	5-7	0	3	3	1	21	5	3	0	4	38	
01	Selden Jr., Wayne	g	3-4	2-3	1-1	0	2	2	4	9	4	1	1	0	22	
04	Graham, Devonte'	g	5-12	1-2	1-3	1	3	4	1	12	3	1	0	3	36	
10	Mykhailiuk, Svi		3-9	1-6	0-0	1	0	1	2	7	0	1	0	0	25	
13	Diallo, Cheick		1-5	0-0	2-4	0	2	2	1	4	0	0	1	0	7	
15	Bragg Jr., Carlton		1-3	0-0	0-0	1	1	2	0	2	1	1	0	1	9	
33	Lucas, Landen		2-2	0-0	1-3	4	4	8	1	5	1	1	0	0	24	
42	Mickelson, Hunter		0-1	0-0	0-0	1	0	1	0	0	0	0	1	0	2	
Team						1	1	2								
Totals			28-59	6-14	13-25	10	21	31	14	75	17	12	5	11	200	
FG % 1st Half: 15-32 46.9% 2nd half: 13-27 48.1% Game: 28-59 47.5% Deadball Rebounds 5																
3FG % 1st Half: 4-9 44.4% 2nd half: 2-5 40.0% Game: 6-14 42.9%																
FT % 1st Half: 4-8 50.0% 2nd half: 9-17 52.9% Game: 13-25 52.0%																

Officials: Duke Edsall, Mike Roberts, Andrew Walton  
Technical fouls: Harvard-None. Kansas-None.  
Attendance: 16300  
Harvard #3 T. McCarthy fouls out at :15 in 2nd half

Score by periods	1st	2nd	Total	Points	In Paint	Off T/O	2nd Chance	Fast Break	Bench
Harvard	29	40	69	HARV	32	7	10	6	32
Kansas	38	37	75	KU	38	16	10	15	18

Notes: Kansas improves to 96-4 in non-conference games in Allen Fieldhouse under Bill Self... KU has a season-high 11 steals... Mason ties career highs with 21 points and four steals... Mason leads KU in assists for the sixth time in 2015-16.



Game 6 - #4/6 Kansas 94, Loyola Maryland 61 (12-1-15)

Loyola (Md.) 61 • 1-6																
##	Player		Total		3-Ptr		Rebounds			PF	TP	A	TO	Blk	Stl	Min
			FG-FGA	FG-FGA	FT-FTA	Off	Def	Tot								
13	Rassman, Franz	r	2-9	0-2	0-0	2	1	3	4	4	2	1	0	1	20	
21	Jones, Jarred	r	2-8	0-0	0-0	0	3	3	3	4	0	2	1	1	17	
35	Barnard, Chancellor	f	2-4	0-0	2-4	3	1	4	4	6	0	1	0	0	21	
02	Walker, Andre	g	3-10	2-6	2-2	0	1	1	4	10	0	4	0	1	27	
23	Hubbard, Tyler	g	4-7	1-4	0-0	0	2	2	1	9	0	2	0	0	30	
01	Gorski, Nick		1-3	0-0	0-0	0	0	0	0	2	0	0	0	0	6	
04	Provo, Nevell		1-2	0-0	0-0	0	2	2	1	2	2	1	0	2	13	
05	Laster, Eric		5-13	1-5	5-6	3	5	8	2	16	1	1	0	1	24	
11	Tuohy Jr., Sean		1-2	0-1	0-0	0	0	0	1	2	0	0	0	1	3	
14	Norton, Sam		0-0	0-0	0-0	0	1	1	1	0	0	0	0	0	2	
22	Gregory, Cam		0-2	0-0	1-4	1	7	8	3	1	0	3	0	2	19	
25	Fives, James		1-1	1-1	2-4	0	2	2	1	5	1	4	0	1	18	
Team						3	3	6								
Totals				22-61	5-19	12-20	22	40	25	61	6	21	1	10	200	
FG % 1st Half: 14-35			40.0%	2nd half: 8-26	30.8%	Game: 22-61			36.1%	Deadball						
3FG % 1st Half: 5-12			41.7%	2nd half: 0-7	0.0%	Game: 5-19			26.3%	Rebounds						
FT % 1st Half: 3-4			75.0%	2nd half: 9-16	56.3%	Game: 12-20			60.0%	5						



Game 9 - #2/7 Kansas 82, Oregon State 67 (12-12-15, Kansas City, Mo.)

Oregon State 67 • 6-2

#	Player	Total		3-Ptr	Rebounds			PF	TP	A TO Blk Stl				Min	
		FG-FGA	FG-FGA		FT-FTA	Off	Def			Tot					
12	Eubanks, Drew	f	3-7	0-0	2-2	1	1	2	3	8	3	3	2	0	24
30	Schaftenaar, Olaf	f	2-4	2-4	0-0	0	1	1	4	6	0	1	0	0	16
01	PaytonII, Gary	g	5-11	0-1	3-6	6	5	11	3	13	7	4	0	0	36
11	Duvivier, Malcolm	g	2-5	1-2	0-0	0	2	2	0	5	1	2	0	0	16
18	Morris-Walker, Langs	g	1-2	0-1	0-0	0	6	6	2	2	0	0	0	0	28
02	Thompson Jr, Stephen	g	0-5	0-1	2-2	0	0	0	1	2	0	1	0	1	23
03	Tinkle, Tres	g	6-11	5-7	3-4	2	0	2	2	20	1	3	0	1	28
04	Bruce, Derrick	g	0-0	0-0	0-0	0	0	0	2	0	0	0	0	0	4
05	N'diaye, Cheikh	g	0-0	0-0	0-0	1	1	2	1	0	0	0	1	0	5
23	Rakocevic, Gliforije	g	0-0	0-0	0-0	0	0	0	1	0	0	0	0	0	2
31	Dahlen, Matt	g	0-1	0-0	0-0	0	0	0	0	0	0	0	0	0	1
32	Reid, Jarmal	g	4-8	0-0	3-5	1	0	1	3	11	0	2	0	0	16
40	Stangel, Justin	g	0-0	0-0	0-0	0	0	0	0	0	1	0	0	0	1
Team						1	3	4			1				
Totals			23-54	8-16	13-19	12	19	31	22	67	12	18	3	2	200
FG % 1st Half: 13-25		52.0%	2nd half: 10-29		34.5%	Game: 23-54		42.6%	Deadball Rebounds 1						
3FG % 1st Half: 7-10		70.0%	2nd half: 1-6		16.7%	Game: 8-16		50.0%							
FT % 1st Half: 6-8		75.0%	2nd half: 7-11		63.6%	Game: 13-19		68.4%							

Kansas 82 • 8-1

#	Player		Total		3-Ptr	Rebounds			PF	TP	A				Min
			FG-FGA	FG-FGA	FT-FTA	Off	Def	Tot			To	Blk	Stl		
34	Ellis, Perry	f	4-10	1-1	4-4	3	6	9	1	13	1	2	0	1	31
42	Mickelson, Hunter	f	3-5	0-1	1-1	1	5	6	3	7	1	1	2	1	14
00	Mason III, Frank	g	5-8	0-1	8-12	0	2	2	1	18	6	1	0	3	38
01	Selden Jr., Wayne	g	8-12	5-8	1-4	0	1	1	4	22	1	2	2	1	36
04	Graham, Devonte'	g	4-8	1-4	1-4	0	3	3	10	5	0	0	0	3	35
02	Vick, Lagerald	g	0-0	0-0	0-0	0	0	0	0	0	0	0	0	0	2
05	Manning, Evan	g	0-0	0-0	0-0	0	0	0	0	0	0	0	0	0	1
10	Mykhaliuk, Svi	g	1-2	0-0	0-0	0	0	0	0	2	0	0	0	0	6
11	Self, Tyler	g	0-0	0-0	0-0	0	0	0	0	0	0	0	0	0	1
13	Diallo, Cheick	g	1-2	0-0	0-0	0	2	2	2	2	0	0	1	0	7
14	Greene, Brannen	g	0-1	0-1	0-0	0	1	1	1	0	0	1	0	0	7
15	Bragg Jr., Carlton	g	4-6	0-0	0-0	2	2	4	2	8	3	2	0	2	13
21	Young, Clay	g	0-0	0-0	0-0	0	1	1	0	0	0	0	0	0	1
31	Traylor, Jamari	g	0-1	0-0	0-0	1	0	1	0	0	0	0	0	0	2
33	Lucas, Landen	g	0-1	0-0	0-0	0	0	0	0	0	1	0	0	0	6
Team						1	1	2			1				
Totals			30-56	7-16	15-25	8	24	32	16	82	17	11	5	11	200
FG % 1st Half: 9-24		37.5%	2nd half: 21-32		65.6%	Game: 30-56		53.6%	Deadball Rebounds 9						
3FG % 1st Half: 2-7		28.6%	2nd half: 5-9		55.6%	Game: 7-16		43.8%							
FT % 1st Half: 8-15		53.3%	2nd half: 7-10		70.0%	Game: 15-25		60.0%							

Officials: Steve Olson, Larry Spaulding, Michael Greenstein  
Technical fouls: Oregon State-None. Kansas-None.  
Attendance: 18612  
Jayhawk Shootout

Score by periods	1st	2nd	Total
Oregon State	39	28	67
Kansas	28	54	82

Points	In Paint	Off T/O	2nd Chance	Fast Break	Bench
OSB	28	17	11	6	33
KU	34	19	8	13	12

Notes: Jayhawk Shootout presented by Shawnee Mission Health... KU improved to 28-6 in games played in Sprint Center... KU overcomes 14-point deficit, its largest of the season... Selden makes five 3-pointers, tying his career high... Ellis moves into 29th on KU career scoring (1,286) and 19th on KU career rebounding (665) lists.

Game 11 - #2/5 Kansas 70, at San Diego State 57 (12-22-15)

Kansas 70 • 10-1

#	Player		Total		3-Ptr	Rebounds			PF	TP	A TO Blk Stl				Min
			FG-FGA	FG-FGA	FT-FTA	Off	Def	Tot							
34	Ellis, Perry	f	8-15	2-3	2-2	3	0	3	1	20	3	5	2	0	35
42	Mickelson, Hunter	f	1-3	0-0	0-0	1	2	3	2	2	1	0	2	0	8
00	Mason III, Frank	g	5-12	2-3	0-0	2	2	4	2	12	3	1	0	1	30
01	Selden Jr., Wayne	g	3-6	1-2	3-3	0	3	3	3	10	1	1	0	1	22
04	Graham, Devonte'	g	4-10	2-6	0-0	0	3	3	2	10	3	1	0	2	34
10	Mykhailiuk, Svi		0-2	0-2	0-0	0	0	0	0	0	1	0	0	0	7
13	Diallo, Cheick		2-3	0-0	0-0	0	3	3	1	4	0	0	0	1	9
14	Greene, Brannen		1-3	1-3	1-2	0	4	4	1	4	1	1	1	1	26
15	Bragg Jr., Carlton		1-3	0-0	0-0	1	0	1	0	2	0	0	1	0	6
31	Traylor, Jamari		1-4	0-0	4-4	4	2	6	3	6	0	0	1	3	21
33	Lucas, Landen		0-0	0-0	0-0	1	0	1	1	0	0	0	0	0	2
Team						1	1	2							
Totals			26-61	8-19	10-11	13	20	33	16	70	13	9	7	9	200
FG % 1st Half: 17-37			45.9%	2nd half: 9-24		37.5%	Game: 26-61		42.6%	Deadball Rebounds 2,1					
3FG % 1st Half: 5-12			41.7%	2nd half: 3-7		42.9%	Game: 8-19		42.1%						
FT % 1st Half: 0-0			0.0%	2nd half: 10-11		90.9%	Game: 10-11		90.9%						

San Diego State 57 • 7-6

#	Player		Total		3-Ptr	Rebounds			PF	TP	A TO Blk Stl				Min	
			FG-FGA	FG-FGA	FT-FTA	Off	Def	Tot								
00	SPENCER, Skylar	f	3-4	0-0	0-0	2	5	7	2	6	0	3	0	1	33	
13	SHEPARD, Winston	f	3-8	0-0	3-6	4	2	6	1	9	2	2	0	0	26	
14	CHEATHAM, Zylan	f	5-8	0-1	2-5	3	5	8	2	12	4	2	1	1	29	
12	KELL, Trey	g	1-6	1-2	3-3	1	4	5	0	6	2	1	0	2	26	
42	HEMSLEY, Jeremy	g	4-12	0-1	2-2	1	0	1	2	10	2	4	0	1	29	
03	CHOL, Angelo		1-5	0-0	0-0	1	0	1	1	2	0	0	0	0	7	
04	ALLEN, Dakarai		0-1	0-0	2-2	1	0	1	2	2	0	0	0	0	16	
11	WILLIAMS, D'Erryl		0-1	0-0	0-0	0	1	1	0	0	0	0	0	0	2	
15	PEREZ, Ben		3-6	2-3	0-0	1	0	1	1	8	0	0	0	0	21	
21	POPE, Malik		0-3	0-1	2-2	0	2	2	0	2	0	2	2	1	11	
Team						1	1	2			1					
Totals				20-54	3-8	14-20	15	20	35	11	57	10	15	3	6	200
FG % 1st Half: 10-28			35.7%	2nd half: 10-26		38.5%	Game: 20-54		37.0%	Deadball Rebounds 4,1						
3FG % 1st Half: 3-7			42.9%	2nd half: 0-1		0.0%	Game: 3-8		37.5%							
FT % 1st Half: 4-5			80.0%	2nd half: 10-15		66.7%	Game: 14-20		70.0%							

Officials: John Higgins, Gerry Pollard, Rod Dixon  
Technical fouls: Kansas-None. San Diego State-None.  
Attendance: 12414

Score by periods	1st	2nd	Total
Kansas	39	31	70
San Diego State	27	30	57

Points	In Paint	Off T/O	2nd Chance	Fast Break	Bench
KU	24	15	10	6	16
SDSU	28	14	10	6	14

Notes: Kansas' first true road game of the 2015-16 season... KU's ninth-consecutive win, which is the longest winning streak since the 2013-14 season, when KU won 18 in a row... KU guards combined for nine assists and three turnovers... Ellis' third 20-point game of the season, 16th of his career.

Game 10 - at #2/5 Kansas 88, Montana 46 (12-19-15)

Montana 46 • 4-6

#	Player		Total		3-Ptr	Rebounds			PF	TP	A TO Blk Stl				Min
			FG-FGA	FG-FGA		FT-FTA	Off	Def			Tot				
12	BREUNIG, Martin	f	3-12	0-1	3-5	2	4	6	4	9	1	2	1	0	26
20	KRSLOVIC, Fabijan	f	1-3	0-0	1-2	1	0	1	2	3	0	1	1	0	16
05	WRIGHT, Walter	g	2-10	1-6	2-3	1	3	4	2	7	1	2	0	1	28
10	OGUINE, Michael	g	0-5	0-0	3-4	0	4	4	2	3	1	3	0	1	37
34	GELLER, Brandon	g	3-7	3-6	3-4	0	1	1	2	12	0	1	0	2	19
02	BRADSHAW, Riley		0-1	0-1	0-0	0	0	0	0	0	0	0	0	0	7
24	MOOREHEAD, Bobby		1-8	1-3	0-0	1	1	2	0	3	1	0	0	0	22
30	DEJONG, Gavin		1-1	0-0	0-0	0	1	1	2	2	0	0	0	0	7
31	LOPEZ, Jack		1-3	1-2	0-0	0	1	1	2	3	2	2	0	0	23
35	BOEHNING, Bryden		2-3	0-0	0-2	1	2	3	3	4	0	2	0	0	15
Team			14-53	6-19	12-20	9	17	26	19	46	6	13	2	4	200
Totals			14-53	6-19	12-20	9	17	26	19	46	6	13	2	4	200
FG % 1st Half: 6-23 26.1%			2nd half: 8-30 26.7%	Game: 14-53 26.4%									Deadball Rebounds 4		
3FG % 1st Half: 2-5 40.0%			2nd half: 4-14 28.6%	Game: 6-19 31.6%											
FT % 1st Half: 10-17 58.8%			2nd half: 4-23 66.7%	Game: 12-20 60.0%											

# Game 13 - at #2/3 Kansas 102, #23/21 Baylor 74 (1-2-16)

## Baylor 74 • 10-3, 0-1 Big 12

#	Player	Total		3-Ptr		Rebounds			PF	TP	A TO Blk			Stl	Min
		FG-FGA	FG-FGA	FT-FTA	FT-FTA	Off	Def	Tot			A	TO	Blk		
02	Gathers, Rico	f	5-8	0-0	2-4	1	8	9	2	12	0	1	1	0	29
21	Prince, Taurean	f	2-6	1-3	12-12	2	1	3	3	17	1	1	2	2	32
11	Mcford, Lester	g	5-12	1-1	4-5	0	4	4	3	15	3	2	0	1	24
24	Wainright, Ishmail	g	3-7	1-2	0-0	3	4	7	4	7	1	3	1	0	32
25	Freeman, Al	g	2-10	0-3	2-2	1	3	4	2	6	1	2	0	0	22
03	Lindsey, Jake		1-2	0-0	0-0	0	0	0	2	2	1	0	0	1	19
05	Motley, Johnathan		2-8	0-0	4-6	2	4	6	5	8	1	0	2	0	21
13	Heard, John		0-0	0-0	0-0	0	1	1	0	0	0	0	0	0	2
22	McClure, King		0-1	0-1	0-0	0	0	0	1	0	0	1	0	0	9
31	Maston, Terry		3-4	0-0	1-2	1	0	1	2	7	0	1	0	0	8
33	Mills, Austin		0-1	0-1	0-0	0	0	0	0	0	0	0	1	0	2
Team						0	0	0							
Totals			23-59	3-11	25-31	10	25	35	24	74	8	12	7	4	200

FG % 1st Half: 9-25 36.0% 2nd half: 14-34 41.2% Game: 23-59 39.0%  
 3FG % 1st Half: 1-4 25.0% 2nd half: 2-7 28.6% Game: 3-11 27.3%  
 FT % 1st Half: 13-18 72.2% 2nd half: 12-13 92.3% Game: 25-31 80.6%

## Kansas 102 • 12-1, 1-0 Big 12

#	Player	Total		3-Ptr		Rebounds			PF	TP	A TO Blk			Stl	Min
		FG-FGA	FG-FGA	FT-FTA	FT-FTA	Off	Def	Tot			A	TO	Blk		
34	Ellis, Perry	f	6-12	1-2	4-4	1	5	6	3	17	3	1	0	0	24
42	Mickelson, Hunter	f	2-3	0-0	3-4	3	3	6	4	7	1	1	3	1	17
00	Mason III, Frank	g	5-9	0-2	1-1	1	4	5	3	11	4	2	0	1	28
01	Selden Jr., Wayne	g	9-16	5-6	1-2	0	5	5	1	24	4	0	0	1	34
04	Graham, Devonte'	g	6-8	2-4	1-1	0	2	2	3	15	4	0	0	3	32
02	Vick, Lagerald		1-1	1-1	0-0	0	0	0	0	3	0	0	0	0	2
05	Manning, Evan		0-1	0-1	0-0	0	0	0	0	0	1	0	0	0	2
10	Mykhailiuk, Svi		0-0	0-0	5-6	0	1	1	0	5	0	0	0	0	4
11	Self, Tyler		0-0	0-0	0-0	0	0	0	0	0	0	0	0	0	2
13	Diallo, Cheick		2-4	0-0	0-0	0	2	2	1	4	0	0	1	0	6
14	Greene, Brannen		2-6	1-2	3-4	1	2	3	1	8	1	1	0	1	18
15	Bragg Jr., Carlton		2-4	1-1	1-2	1	2	3	1	6	0	0	0	0	10
31	Traylor, Jamari		0-0	0-0	0-0	0	0	0	4	0	2	0	1	0	10
33	Lucas, Landen		1-2	0-0	0-0	0	2	2	2	2	0	2	0	1	11
Team						2	1	3							
Totals			36-67	11-19	19-24	9	29	38	23	102	20	7	5	8	200

FG % 1st Half: 16-32 50.0% 2nd half: 20-35 57.1% Game: 36-67 53.7%  
 3FG % 1st Half: 7-11 63.6% 2nd half: 4-8 50.0% Game: 11-19 57.9%  
 FT % 1st Half: 7-8 87.5% 2nd half: 12-16 75.0% Game: 19-24 79.2%

Officials: Doug Simmons, Ron Groover, Darron George  
 Technical fouls: Baylor-None. Kansas-None.  
 Attendance: 16300  
 BU #5 J. Motley fouls out at 5:05 in 2nd half

Score by periods	1st	2nd	Total	In	Off	2nd	Fast	Bench
Baylor	32	42	74	32	8	16	6	17
Kansas	46	56	102	40	17	16	15	28

Notes: Kansas' 25th-straight conference season opening victory beginning in 1991-92... The 102 points was KU's third-highest output this season... Selden reached the 20-point plateau for the 10th time of his career and third time this season... Graham ties season high with 15 points.

# Game 15 - #1/2 Kansas 69, at Texas Tech 59 (1-9-16)

## Kansas 69 • 14-1, 3-0 Big 12

#	Player	Total		3-Ptr		Rebounds			PF	TP	A TO Blk			Stl	Min
		FG-FGA	FG-FGA	FT-FTA	FT-FTA	Off	Def	Tot			A	TO	Blk		
34	Ellis, Perry	f	7-16	1-1	0-0	5	5	10	1	15	2	3	1	0	31
42	Mickelson, Hunter	f	1-1	0-0	0-0	0	0	0	2	2	0	0	0	0	5
00	Mason III, Frank	g	3-8	3-6	8-8	1	9	10	1	17	5	2	0	1	31
01	Selden Jr., Wayne	g	4-13	1-7	0-0	0	2	2	2	9	2	1	0	1	33
04	Graham, Devonte'	g	1-6	0-2	2-2	0	4	4	1	4	2	1	0	1	30
10	Mykhailiuk, Svi		2-3	2-3	1-2	0	2	2	1	7	0	0	0	1	14
13	Diallo, Cheick		0-0	0-0	0-0	0	1	1	0	0	0	0	0	0	3
14	Greene, Brannen		2-3	2-3	0-0	0	4	4	2	6	0	3	0	0	11
15	Bragg Jr., Carlton		2-3	0-0	0-0	2	1	3	2	4	0	3	0	0	14
31	Traylor, Jamari		0-1	0-0	0-0	0	2	2	3	0	2	1	0	0	12
33	Lucas, Landen		1-1	0-0	3-4	1	1	2	3	5	2	0	1	0	16
Team						1	1	2							
Totals			23-55	9-22	14-16	10	32	42	18	69	13	15	3	4	200

FG % 1st Half: 9-31 29.0% 2nd half: 14-24 58.3% Game: 23-55 41.8%  
 3FG % 1st Half: 4-14 28.6% 2nd half: 5-8 62.5% Game: 9-22 40.9%  
 FT % 1st Half: 7-8 87.5% 2nd half: 7-8 87.5% Game: 14-16 87.5%

## Texas Tech 59 • 11-3, 1-2 Big 12

#	Player	Total		3-Ptr		Rebounds			PF	TP	A TO Blk			Stl	Min
		FG-FGA	FG-FGA	FT-FTA	FT-FTA	Off	Def	Tot			A	TO	Blk		
11	Smith, Zach	f	2-7	0-3	1-4	2	4	6	1	5	0	0	1	2	31
32	Odiase, Norense	c	7-11	0-0	0-1	0	3	3	2	14	1	2	0	0	29
00	Williams, Devauntah	g	1-8	0-2	2-4	0	0	0	1	4	1	1	0	0	25
12	Evans, Keenan	g	0-3	0-0	1-3	0	4	4	2	1	2	2	0	1	23
20	Gotcher, Toddrick	g	5-12	2-7	1-2	1	1	2	1	13	2	0	0	1	32
02	Thomas, Devon		1-3	0-1	0-0	0	3	3	1	2	3	2	0	1	16
05	Gray, Justin		4-7	0-0	2-3	2	1	3	1	10	0	1	1	2	23
15	Ross, Aaron		2-3	1-2	2-2	0	0	0	4	7	1	0	1	0	12
34	Temple, Matthew		1-2	1-1	0-0	1	1	2	2	3	0	0	0	0	9
Team						1	2	3							
Totals			23-56	4-16	9-19	7	19	26	15	59	10	9	3	7	200

FG % 1st Half: 9-29 31.0% 2nd half: 14-27 51.9% Game: 23-56 41.1%  
 3FG % 1st Half: 2-4 50.0% 2nd half: 2-12 16.7% Game: 4-16 25.0%  
 FT % 1st Half: 7-14 50.0% 2nd half: 2-5 40.0% Game: 9-19 47.4%

Officials: Gary Maxwell, Bert Smith, Michael Greenstein  
 Technical fouls: Kansas-None. Texas Tech-None.  
 Attendance: 14231

Score by periods	1st	2nd	Total	In	Off	2nd	Fast	Bench
Kansas	29	40	69	26	7	11	0	22
Texas Tech	27	32	59	26	11	11	0	22

Notes: Kansas' 13th-straight win... KU improves to 3-0 in Big 12 play for the 19th time in the 20-year history of the league... KU's 13th-straight win versus Texas Tech... Lowest scoring output of the season... Ellis' second-straight double-double, 15th of his career... Mason's second career double-double...



# Game 14 - at #1/2 Kansas 109, #2/1 Oklahoma 106 (1-4-16)

## Oklahoma 106 • 12-1, 1-1 Big 12

#	Player	Total		3-Ptr		Rebounds			PF	TP	A TO Blk			Stl	Min
		FG-FGA	FG-FGA	FT-FTA	FT-FTA	Off	Def	Tot			A	TO	Blk		
00	Spangler, Ryan	f	6-11	2-4	0-0	3	15	18	4	14	0	3	2	2	51
12	Lattin, Khadeem	f	5-9	0-0	0-1	5	9	14	3	10	2	2	6	1	46
10	Woodard, Jordan	g	9-20	6-9	3-4	1	3	4	5	27	7	2	1	2	50
11	Cousins, Isaiah	g	2-14	0-3	0-0	0	2	2	2	4	4	1	1	1	39
24	Hield, Buddy	g	13-23	8-15	12-14	2	6	8	4	46	7	5	0	0	54
02	Walker, Dinjijl		1-5	0-1	1-1	2	2	4	2	3	0	1	0	0	16
03	James, Christian		0-1	0-0	1-2	0	1	1	0	1	0	0	0	0	2
21	Buford, Dante		0-4	0-1	1-2	0	1	1	1	1	1	0	2	0	10
30	Manyang, Akolda		0-1	0-0	0-0	1	0	1	1	0	0	1	0	0	3
Team						0	2	2							
Totals			36-88	16-33	18-24	14	41	55	22	106	21	16	12	8	275

FG % 1st Half: 14-36 38.9% 2nd half: 11-28 39.3% OT: 11-24 45.8% Game: 36-88 40.9%  
 3FG % 1st Half: 6-14 42.9% 2nd half: 5-11 45.5% OT: 5-8 62.5% Game: 16-33 48.5%  
 FT % 1st Half: 10-15 66.7% 2nd half: 6-7 85.7% OT: 2-2 100.0% Game: 18-24 75.0%

## Kansas 109 • 13-1, 2-0 Big 12

#	Player	Total		3-Ptr		Rebounds			PF	TP	A TO Blk			Stl	Min
		FG-FGA	FG-FGA	FT-FTA	FT-FTA	Off	Def	Tot			A	TO	Blk		
34	Ellis, Perry	f	11-28	2-3	3-4	3	10	13	2	27	3	1	1	0	53
42	Mickelson, Hunter	f	1-4	0-0	0-0	2	1	3	0	2	0	0	0	0	9
00	Mason III, Frank	g	5-20	1-5	4-5	2	5	7	4	15	6	4	0	3	53
01	Selden Jr., Wayne	g	9-17	3-7	0-1	1	4	5	3	21	2	0	0	1	43





Game 21 - at #4/3 Kansas 90, #20 Kentucky 84 (1-30-16)

Kentucky 84 • 16-5

##	Player	Total		3-Ptr		Rebounds			PF	TP	A TO		Blk	Stl	Min
		FG-FGA	FG-FGA	FT-FTA	FT-FTA	Off Def Tot	Off Def Tot	Off Def Tot							
22	Alex Poythress	f	5-8	1-2	2-2	0 8 8	5 13	1 3 1 2	37						
35	Derek Willis	f	2-5	1-4	1-2	1 4 5	5 6	0 1 0 3	23						
13	Isaiah Briscoe	g	3-9	0-1	6-12	1 3 4	4 12	5 3 1 0	38						
23	Jamal Murray	g	6-11	2-7	1-2	1 5 6	3 15	0 3 1 1	39						
3	Tyler Ulis	g	11-19	1-6	3-4	0 2 2	2 26	8 3 0 3	45						
00	Marcus Lee		2-2	0-0	0-0	2 1 3	5 4	0 1 2 0	12						
1	Skal Labissiere		2-3	0-0	0-0	0 0 0	5 4	0 1 1 0	14						
25	Dominique Hawkins		2-5	0-3	0-0	0 1 1	4 4	1 0 0 1	15						
4	Charles Matthews		0-0	0-0	0-0	0 0 0	0 0	0 0 0 0	2						
Team						1 1 2		1							
Totals			33-62	5-23	13-22	6 25 31	33 84	15 16 6 10	225						
FG % 1st Half: 17-27		63.0%	2nd half: 13-29		44.8%	OT: 3-6		50.0%	Game: 33-62		53.2%		Deadball		
3FG % 1st Half: 4-10		40.0%	2nd half: 0-9		0.0%	OT: 1-4		25.0%	Game: 5-23		21.7%		Rebounds		
FT % 1st Half: 8-11		72.7%	2nd half: 4-6		66.7%	OT: 1-5		20.0%	Game: 13-22		59.1%		4		

Kansas 90 • 17-4

##	Player	Total		3-Ptr		Rebounds			PF	TP	A TO		Blk	Stl	Min
		FG-FGA	FG-FGA	FT-FTA	FT-FTA	Off Def Tot	Off Def Tot	Off Def Tot							
33	Lucas, Landen	f	0-1	0-0	3-6	1 2 3	4 3	0 1 0 0	13						
34	Ellis, Perry	f	1-4	0-0	8-13	4 5 9	3 10	1 2 0 0	31						
00	Mason III, Frank	g	3-11	2-4	5-6	0 8 8	3 13	4 3 0 2	42						
01	Selden Jr., Wayne	g	12-20	3-5	6-8	1 2 3	0 33	0 2 0 2	44						
04	Graham, Devonte'	g	3-9	2-5	3-6	0 1 1	3 11	5 1 0 0	37						
02	Vick, Lagerald		0-1	0-1	0-0	0 0 0	1 0	0 0 0 0	2						
13	Diallo, Cheick		1-1	0-0	0-2	2 1 3	1 2	0 1 0 0	10						
14	Greene, Brannen		1-2	1-2	4-4	0 4 4	1 7	1 2 0 0	10						
15	Bragg Jr., Carlton		3-5	0-0	0-0	0 2 2	2 6	0 1 0 0	11						
31	Traylor, Jamari		2-2	0-0	1-2	4 1 5	2 5	2 2 1 1	25						
Team						2 2 4									
Totals			26-56	8-17	30-47	14 28 42	20 90	13 15 1 5	225						
FG % 1st Half: 15-27		55.6%	2nd half: 10-27		37.0%	OT: 1-2		50.0%	Game: 26-56		46.4%		Deadball		
3FG % 1st Half: 2-8		25.0%	2nd half: 6-9		66.7%	OT: 0-0		0.0%	Game: 8-17		47.1%		Rebounds		
FT % 1st Half: 8-12		66.7%	2nd half: 10-19		52.6%	OT: 12-16		75.0%	Game: 30-47		63.8%		8		

Officials: Mark Whitehead, Patrick Adams, Doug Sirmons  
Technical fouls: Kentucky-Isaiah Briscoe. Kansas-None.  
Attendance: 16300  
UK #13 I. Briscoe assessed dead ball contact technical foul at 18:46 1st half  
UK #35 D. Willis fouls out at 4:51 in 2nd half  
UK #00 M. Lee fouls out at 1:24 in 2nd half  
UK #1 fouls out at 2:11 in 1st OT; UK #22 fouls out :25 in 1st OT

Score by periods	1st	2nd	OT	Total
Kentucky	46	30	8	84
Kansas	40	36	14	90

	Points	In Paint	T/O	2nd Chance	Fast Break	Bench
UK	36	11	10	7	12	
KU	26	10	10	4	20	

Notes: Big 12/SEC Challenge, which the Big 12 won 7-3... Allen Fieldhouse hosted ESPN College GameDay for the seventh time... Kansas' 35th-straight win inside Allen Fieldhouse... KU improves to 2-0 in overtime games in 2015-16... Career-high 33 points for Selden... Nine-plus rebounds for Ellis for the seventh time this season.

Game 23 - #7/6 Kansas 75, at TCU 56 (2-6-16)

Kansas 75 • 19-4, 7-3 Big 12

##	Player	Total		3-Ptr		Rebounds			PF	TP	A TO		Blk	Stl	Min
		FG-FGA	FG-FGA	FT-FTA	FT-FTA	Off Def Tot	Off Def Tot	Off Def Tot							
33	Lucas, Landen	f	2-2	0-0	4-4	0 3 3	4 8	1 3 0 0	11						
34	Ellis, Perry	f	11-14	0-2	1-1	1 9 10	1 23	3 3 2 0	34						
00	Mason III, Frank	g	3-11	1-5	5-6	0 4 4	2 12	6 3 0 0	39						
01	Selden Jr., Wayne	g	1-5	0-4	1-2	1 2 3	4 3	5 1 0 0	22						
04	Graham, Devonte'	g	6-10	3-6	0-0	1 3 4	2 15	3 0 0 2	27						
02	Vick, Lagerald		1-2	1-1	0-0	0 0 0	1 3	0 0 0 0	4						
10	Mykhailiuk, Svi		1-5	1-3	0-0	1 0 1	0 3	0 0 1 0	24						
11	Self, Tyler		0-0	0-0	0-0	0 0 0	0 0	0 0 0 0	1						
13	Diallo, Cheick		1-1	0-0	0-0	1 4 5	2 2	0 2 1 1	10						
14	Greene, Brannen		0-0	0-0	0-0	0 0 0	0 0	0 0 0 0	1						
15	Bragg Jr., Carlton		0-1	0-1	0-0	2 3 5	3 0	0 1 0 0	10						
31	Traylor, Jamari		3-6	0-0	0-0	5 2 7	5 6	0 0 1 0	15						
42	Mickelson, Hunter		0-1	0-0	0-0	1 0 1	1 0	0 0 0 0	2						
Team						1 2 3	1	1							
Totals			29-58	6-22	11-13	14 32 46	26 75	18 14 5 4	200						
FG % 1st Half: 15-28		53.6%	2nd half: 14-30		46.7%	Game: 29-58		50.0%	Deadball		Rebounds		1		
3FG % 1st Half: 4-12		33.3%	2nd half: 2-10		20.0%	Game: 6-22		27.3%	FT % 1st Half: 4-5		80.0%		2nd half: 7-8		
													87.5%		

TCU 56 • 10-13,1-9 Big 12

##	Player	Total		3-Ptr		Rebounds			PF	TP	A TO		Blk	Stl	Min
		FG-FGA	FG-FGA	FT-FTA	FT-FTA	Off Def Tot	Off Def Tot	Off Def Tot							
23	Abnon, Devonta	f	0-0	0-0	3-4	2 0 2	2 3	0 1 0 0	6						
23	Washburn, Chris	f	1-5	0-0	3-6	1 3 4	4 5	0 1 1 1	19						
01	Collins, Chauncey	g	2-6	2-6	4-5	0 4 4	4 10	1 2 0 1	34						
03	Trent, Malique	g	0-5	0-2	1-2	0 0 0	0 1	4 2 0 1	24						
11	Parrish, Brandon	g	4-10	1-4	4-4	1 1 2	2 13	0 1 1 0	27						
00	Shreiner, Lyrik		0-1	0-1	0-0	0 0 0	0 0	0 0 0 0	2						
02	Williams, Michael		1-5	1-2	0-2	1 1 2	4 3	2 0 0 0	25						
10	Brodziansky, Vlad		2-4	1-1	0-0	0 0 0	0 5	0 1 0 0	21						
15	Miller, JD		3-9	0-2	7-8	3 2 5	1 13	2 0 1 0	21						
20	Dry, Dalton		0-0	0-0	0-0	0 0 0	0 0	0 0 0 0	2						
32	Shepherd, Karviar		1-4	0-0	1-2	0 2 2	1 3	0 1 0 0	19						
Team						1 3 4	1	1							
Totals			14-49	5-18	23-33	9 16 25	18 56	9 10 3 3	200						
FG % 1st Half: 6-24		25.0%	2nd half: 8-25		32.0%	Game: 14-49		28.6%	Deadball		Rebounds		4		
3FG % 1st Half: 1-7		14.3%	2nd half: 4-11		36.4%	Game: 5-18		27.8%	FT % 1st Half: 7-12		58.3%		2nd half: 16-21		
													76.2%		

Officials: Tom Eades, Darron George, Bret Smith  
Technical fouls: Kansas-TEAM. TCU-None.  
Attendance: 6516

Score by periods	1st	2nd	Total
Kansas	38	37	75
TCU	20	36	56

	Points	In Paint	T/O	2nd Chance	Fast Break	Bench
KU	46	15	14	11	14	
TCU	14	7	11	2	24	

Notes: Kansas ends its three-game road losing streak... KU's +21 rebound margin was its most this season... Ellis' third double-double of the season, 16th of his career... Mason scores his 300th points for the season... Traylor ties his season high with seven rebounds... Graham's most points since he scored 22 vs. Oklahoma (1/4).



Game 22 - at #7/6 Kansas 77, Kansas State 59 (2-3-16)

Kansas State 59 • 13-9, 2-7 Big 12

#	Player	Total			3-Ptr		Rebounds			PF	TP	A			Blk	Stl	Min
		FG-FGA	FG-FGA	FT-FTA	Off	Def	Tot	Off	Def			Tot	To	Ass			
32	WADE, Dean	f	2-3	0-0	1-2	0	2	2	4	5	0	0	0	0	0	26	
41	HURT, Stephen	f	6-13	0-4	2-4	4	7	11	2	14	0	4	1	1	1	28	
01	ERVIN II, Carlbe	g	0-6	0-1	0-0	2	1	3	4	0	3	2	0	1	1	21	
14	EDWARDS, Justin	g	1-9	0-3	0-1	2	4	6	2	2	1	3	0	1	1	31	
25	IWUNDU, Wesley	g	5-7	1-2	4-4	0	5	5	2	15	5	6	0	1	1	37	
04	JOHNSON, D.J.		3-4	0-0	3-4	2	2	4	5	9	0	2	0	1	1	12	
05	BROWN, Barry		4-10	3-7	0-1	0	2	2	2	11	2	3	0	2	2	28	
13	WINTER, Zach		0-0	0-0	0-0	0	0	0	0	0	0	0	0	0	0	1	
33	ROHLEDER, Brian		0-0	0-0	0-0	0	0	0	3	0	0	0	0	0	0	3	
35	BUDKE, Austin		1-1	1-1	0-0	1	0	1	3	3	1	1	0	0	0	13	
Team						2	0	2				2					
Totals			22-53	5-18	10-16	13	23	36	27	59	12	23	1	7	200		
FG % 1st Half: 10-26		38.5%	2nd half: 12-27		44.4%	Game: 22-53		41.5%	Deadball								
3Pt % 1st Half: 3-10		30.0%	2nd half: 2-8		25.0%	Game: 5-16		27.8%	Rebo								
FT % 1st Half: 6-8		75.0%	2nd half: 4-8		50.0%	Game: 19-16		62.5%									



Game 29 - at #2/2 Kansas 67, Texas Tech 58 (2-27-16)

Texas Tech 58 • 18-10, 8-8

##	Player	Total		3-Ptr		Rebounds			PF	TP	A TO Blk Stl				Min
		FG-FGA	FG-FGA	FT-FTA	Off	Def	Tot				A	TO	Blk	Stl	
05	Gray, Justin	r	2-5	0-1	0-0	3	2	5	2	4	1	1	0	0	19
11	Smith, Zach	r	1-8	0-0	1-2	5	9	14	1	3	1	0	0	2	35
34	Temple, Matthew	r	3-5	0-0	0-0	2	1	3	4	6	0	3	1	2	19
12	Evans, Keenan	g	1-6	0-0	7-8	0	5	5	4	9	5	4	0	3	29
20	Gotcher, Toddrick	g	6-13	5-9	3-3	0	0	0	1	20	2	2	0	3	36
00	Williams, Devaughtah		2-6	1-3	1-1	1	1	2	1	6	0	2	0	0	20
02	Thomas, Devon		1-2	0-0	0-0	0	0	0	1	2	1	1	0	0	10
03	Williamson, C.J.		0-1	0-0	0-0	0	0	0	1	0	0	1	0	0	4
15	Ross, Aaron		2-10	0-3	4-4	2	6	8	1	8	0	0	0	0	25
21	Ulvvydas, Rokas		0-1	0-0	0-0	1	0	1	0	0	0	0	1	0	1
22	Jackson, Jordan		0-0	0-0	0-0	0	0	0	0	0	0	0	0	0	2
Team						0	0	0							
Totals			18-57	6-16	16-18	14	24	38	16	58	10	14	2	10	200
FG % 1st Half: 10-31 32.3% 2nd half: 8-26 30.8% Game: 18-57 31.6% Deadball															
3FG % 1st Half: 4-7 57.1% 2nd half: 2-9 22.2% Game: 6-16 37.5% Rebounds															
FT % 1st Half: 5-6 83.3% 2nd half: 11-12 91.7% Game: 16-18 88.9% 2,1															

Kansas 67 • 25-4, 13-3

##	Player	Total		3-Ptr		Rebounds			PF	TP	A TO Blk Stl				Min
		FG-FGA	FG-FGA	FT-FTA	Off	Def	Tot				A	TO	Blk	Stl	
33	Lucas, Landen	r	2-3	0-0	3-3	3	5	8	3	7	0	2	0	0	20
34	Ellis, Perry	r	4-13	0-2	0-0	1	4	5	1	8	1	2	1	1	28
00	Mason III, Frank	g	5-9	3-5	3-5	0	2	2	4	16	3	3	0	2	35
01	Selden Jr., Wayne	g	1-8	0-4	1-4	0	4	4	1	3	3	1	0	0	27
04	Graham, Devonte'	g	3-7	1-4	0-0	0	1	1	3	7	4	1	0	2	27
10	Mykhailiuk, Svi	g	6-7	5-5	0-0	0	2	2	1	17	1	1	0	0	23
13	Diallo, Cheick		1-2	0-0	0-0	2	4	6	2	2	0	1	2	1	13
14	Greene, Brannen		0-1	0-1	2-2	0	1	1	0	2	1	1	0	0	8
15	Bragg Jr., Carlton		1-1	0-0	0-0	0	1	1	0	2	0	1	0	0	6
31	Traylor, Jamari		1-3	0-0	1-1	2	1	3	2	3	1	0	1	0	13
Team						1	0	1			1				
Totals			24-54	9-21	10-15	9	25	34	17	67	14	14	4	6	200
FG % 1st Half: 12-27 44.4% 2nd half: 12-27 44.4% Game: 24-54 44.4% Deadball															
3FG % 1st Half: 5-10 50.0% 2nd half: 4-11 36.4% Game: 9-21 42.9% Rebounds															
FT % 1st Half: 8-13 61.5% 2nd half: 2-2 100.0 Game: 10-15 66.7% 1															

Officials: Joe DeRosa, Kipp Kissinger, Terry Oglesby  
Technical fouls: Texas Tech-None. Kansas-None.  
Attendance: 16300  
Kansas clinches share of 12th straight Big 12 Regular Season title.

Score by periods	1st	2nd	Total
Texas Tech	29	29	58
Kansas	37	30	67

Points	In	Off	2nd	Fast	Bench
TTU	24	15	14	8	16
KU	22	12	13	6	26

Notes: Kansas clinches at least a tie for its 12th-straight and 16th Big 12 regular-season title... KU's ninth-straight win... KU extends the nation's active longest home court winning streak to 41 games, including 39 in Allen Fieldhouse. Mykhailiuk makes 5-of-5 3-pointers, leading Kansas with 17 points off the bench.

Game 31 - at #1/1 Kansas 85, Iowa State 78 (3-5-16)

Iowa State 78 • 21-10, 10-8

##	Player	Total		3-Ptr		Rebounds			PF	TP	A TO Blk Stl				Min
		FG-FGA	FG-FGA	FT-FTA	Off	Def	Tot				A	TO	Blk	Stl	
01	McKay, Jameel	r	7-9	0-0	5-6	3	6	9	2	19	0	1	1	0	36
02	Nader, Abdel	r	2-6	0-2	0-0	2	4	6	2	4	1	4	0	0	29
31	Niang, Georges	r	9-18	1-2	3-4	0	5	5	3	22	5	0	1	0	31
11	Morris, Monte	g	3-10	1-2	6-7	1	3	4	1	13	4	1	0	1	40-
21	Thomas, Matt	g	3-5	1-3	2-2	0	3	3	2	9	2	2	0	0	32
03	Cooke, Hallice		1-4	1-4	0-0	0	1	1	1	3	1	0	1	0	18
30	Burton, Deonte		2-5	1-1	3-3	1	3	4	2	8	0	1	1	1	14
Team						1	0	1							
Totals			27-57	5-14	19-22	8	25	33	13	78	13	9	4	2	200
FG % 1st Half: 15-31 48.4% 2nd half: 12-26 46.2% Game: 27-57 47.4% Deadball															
3FG % 1st Half: 2-7 28.6% 2nd half: 3-7 42.9% Game: 5-14 35.7% Rebounds															
FT % 1st Half: 4-6 66.7% 2nd half: 15-16 93.8% Game: 19-22 86.4% 2															

Kansas 85 • 27-4, 15-3

##	Player	Total		3-Ptr		Rebounds			PF	TP	A TO Blk Stl				Min
		FG-FGA	FG-FGA	FT-FTA	Off	Def	Tot				A	TO	Blk	Stl	
31	Traylor, Jamari	r	4-6	0-0	0-0	1	1	2	1	8	0	1	1	3	18
33	Ellis, Perry	r	9-19	1-4	3-5	3	4	7	1	22	0	1	0	0	30
42	Mickelson, Hunter	r	0-3	0-0	0-0	0	1	1	0	0	0	0	1	0	10
00	Mason III, Frank	g	4-7	0-0	1-2	1	2	3	3	9	5	0	0	1	32
05	Manning, Evan	g	0-0	0-0	0-0	0	0	0	1	0	0	0	0	0	6
01	Selden Jr., Wayne		6-13	3-4	1-4	2	1	3	2	16	4	1	1	0	31
04	Graham, Devonte'		6-11	4-8	0-0	1	3	4	3	16	3	1	0	0	32
10	Mykhailiuk, Svi		0-2	0-2	0-0	0	1	1	0	0	0	0	0	0	5
13	Diallo, Cheick		1-1	0-0	0-0	1	1	2	0	2	0	1	1	0	5
14	Greene, Brannen		0-3	0-2	4-4	0	1	1	0	4	0	0	0	0	9
15	Bragg Jr., Carlton		1-2	0-0	0-0	2	1	3	0	2	0	0	0	0	2
33	Lucas, Landen		3-4	0-0	0-0	3	4	7	2	6	0	0	1	1	20
Team						2	3	5							
Totals			34-71	8-20	9-15	16	23	39	13	85	12	5	5	5	200
FG % 1st Half: 16-40 40.0% 2nd half: 18-31 58.1% Game: 34-71 47.9% Deadball															
3FG % 1st Half: 4-12 33.3% 2nd half: 4-8 50.0% Game: 8-20 40.0% Rebounds															
FT % 1st Half: 1-5 20.0% 2nd half: 8-10 80.0% Game: 9-15 60.0% 2															

Officials: Doug Simmons, Steve Olson, Keith Kimble  
Technical fouls: Iowa State-None. Kansas-None.  
Attendance: 16300

Score by periods	1st	2nd	Total
Iowa State	36	42	78
Kansas	37	48	85

Last FG - ISU 2nd-00:21, KU 2nd-00:27.  
Largest lead - ISU by 4 2nd-08:48, KU by 8 2nd-00:47.  
ISU led for 10:39, KU led for 25:48. Game was tied for 03:33.

Score tied - 9 times.  
Lead changed - 14 times.

Notes: Kansas wins its 11th-straight game... KU wins its 33rd-straight season home finale beginning in 1984... KU records its second straight and 19th undefeated record in Allen Fieldhouse (16-0)... Ellis posts second-straight 20-point game.

Game 30 - #1/1 Kansas 86, at #23/20 Texas 56 (2-29-16)

Kansas 86 • 26-4, 14-3

#	Player		Total		3-Ptr		Rebounds			PF	TP	A TO Blk Stl				Min
			FG-FGA	FG-FGA	FT-FTA	Off	Def	Tot				A	TO	Blk	Stl	
33	Lucas, Landen	f	3-6	0-0	2-6	2	6	8	3	8	0	1	5	1	21	
34	Ellis, Perry	r	9-11	1-1	1-2	0	4	4	2	20	4	2	0	0	28	
00	Mason III, Frank	g	5-6	3-3	1-1	0	2	2	3	14	6	1	0	1	31	
01	Selden Jr., Wayne	g	3-7	2-5	1-2	1	2	3	0	9	1	2	0	0	27	
04	Graham, Devonte'	g	4-6	3-4	2-4	1	6	7	2	13	1	4	0	2	32	
02	Vick, Lagerald		1-1	1-1	0-0	0	0	0	0	3	0	0	0	0	3	
05	Manning, Evan		0-0	0-0	0-0	0	0	0	0	0	0	0	0	0	2	
10	Mykhailiuk, Svi		1-2	0-0	0-0	0	0	0	3	2	2	1	0	0	13	
11	Self, Tyler		0-0	0-0	0-0	0	0	0	1	0	0	0	0	1	2	
13	Diallo, Cheick		0-0	0-0	2-4	0	0	0	0	2	0	0	0	0	3	
14	Greene, Brannen		1-2	1-2	2-2	0	4	4	0	5	1	1	0	1	11	
15	Bragg Jr., Carlton		0-2	0-0	0-0	0	2	2	2	0	1	0	0	1	8	
31	Traylor, Jamari		4-6	0-0	0-1	0	0	0	4	8	0	0	0	1	15	
42	Mickelson, Hunter		1-1	0-0	0-2	0	2	2	1	2	0	1	0	0	4	
	Team					1	3	4				1			20	
Totals			32-50	11-16	11-24	5	31	36	21	86	16	14	5	8	200	
FG % 1st Half: 19-30			63.3%	2nd half: 13-20	65.0%	Game: 32-50			64.0%	Deadball						
3FG % 1st Half: 3-4			75.0%	2nd half: 5-8	62.5%	Game: 11-16			68.8%	Rebounds						
FT % 1st Half: 3-4			75.0%	2nd half: 8-20	40.0%	Game: 11-24			45.8%	6.1						



## KANSAS CAREER RECORDS

## SCORING

Rk.	Name	Points	Yrs.
1.	Danny Manning	2,951	1985-88
2.	Nick Collison	2,097	2000-03
3.	Raef LaFrentz	2,066	1995-98
4.	Clyde Lovellette	1,979	1950-52
5.	Sherron Collins	1,888	2007-10
6.	Darnell Valentine	1,821	1978-81
7.	Keith Langford	1,812	2002-05
8.	Paul Pierce	1,768	1996-98
9.	Dave Robisch	1,754	1969-71
10.	Kirk Hinrich	1,753	2000-03
11.	Kevin Pritchard	1,692	1987-90
12.	<b>Perry Ellis</b>	<b>1,667</b>	<b>2013-present</b>
13.	Mark Randall	1,627	1987, 89-91
14.	Wayne Simien	1,593	2002-05
15.	Tyshawn Taylor	1,580	2009-12
16.	Jeff Boschee	1,560	1999-2002
17.	Kenny Gregory	1,555	1998-2001
18.	Calvin Thompson	1,548	1983-86
19.	Drew Gooden	1,526	2000-02
20.	Ron Kellogg	1,508	1983-86
21.	Bud Stallworth	1,495	1970-72
22.	Tony Guy	1,488	1979-82
23.	Brandon Rush	1,477	2006-08
24.	Wilt Chamberlain	1,433	1957-58
25.	Richard Scott	1,375	1991-94
26.	Adonis Jordan	1,373	1990-93
27.	Marcus Morris	1,371	2009-11
28.	Mario Chalmers	1,341	2006-08
29.	Walter Wesley	1,315	1964-66
30.	Jo Jo White	1,286	1966-69
31.	Eric Chenowith	1,281	1998-01
32.	Jerod Haase	1,264	1995-97
33.	Steve Woodberry	1,240	1991-94
34.	Scot Pollard	1,209	1994-97
35.	Greg Dreiling	1,209	1984-86
36.	Jacque Vaughn	1,207	1994-97
37.	Aaron Miles	1,183	2002-05
38.	Milt Newton	1,166	1985, 87-89
39.	Rick Suttle	1,156	1973-75
40.	Billy Thomas	1,152	1995-98
41.	Wayne Hightower	1,128	1960-61
42.	<b>Wayne Selden Jr.</b>	<b>1,094</b>	<b>2014-present</b>
43.	Charlie Black	1,082	1942-43, 46-47
44.	Rex Walters	1,064	1992-93
45.	Otto Schnellbacher	1,062	1943, 46-48
46.	<b>Frank Mason III</b>	<b>1,059</b>	<b>2014-present</b>
47.	Kelly Knight	1,057	1980, 82-84
48.	Ryan Robertson	1,055	1996-99
49.	Nolen Ellison	1,045	1961-63
50.	Carl Henry	1,044	1983-84
51.	Cole Aldrich	1,038	2008-10
52.	Jerry Gardner	1,030	1960-62
53.	Bill Bridges	1,028	1959-61
54.	Thomas Robinson	1,026	2010-12
55.	Cedric Hunter	1,022	1984-87
	David Magley	1,022	1979-82
57.	Rodger Bohnenstiehl	1,006	1966-67-68
58.	Norman Cook	1,004	1974-75-76

## REBOUNDS

Rk.	Name	Rebounds	Yrs.
1.	Danny Manning	1,187	1985-88
2.	Raef LaFrentz	1,186	1995-98
3.	Nick Collison	1,143	2000-03
4.	Bill Bridges	1,081	1959-61
5.	Eric Chenowith	933	1998-2001
6.	Drew Gooden	905	2000-02
7.	Wayne Simien	884	2002-05
8.	Wilt Chamberlain	877	1957-58
9.	Cole Aldrich	860	2008-10
10.	Scot Pollard	850	1994-97
11.	Clyde Lovellette	839	1950-52
12.	Dave Robisch	815	1969-71
13.	<b>Perry Ellis</b>	<b>799</b>	<b>2013-present</b>
14.	Greg Ostertag	770	1992-95
15.	Thomas Robinson	763	2010-12
16.	Mark Randall	723	1987, 89-91
17.	Paul Mokeski	680	1977-79
18.	Marcus Morris	676	2009-11
	Paul Pierce	676	1996-98
20.	Markieff Morris	662	2009-11

3-POINT FIELD GOALS MADE  
(started 1986-87)

Rk.	Name	Threes	Yrs.
1.	Jeff Boschee	338	1999-2002
2.	Billy Thomas	269	1995-98
3.	Kirk Hinrich	236	2000-03
4.	Sherron Collins	232	2007-10
5.	Brandon Rush	205	2006-08
6.	Terry Brown	200	1990-91
7.	Mario Chalmers	180	2006-08
8.	Adonis Jordan	179	1990-93
9.	Tyrel Reed	176	2008-11
10.	Jerod Haase	156	1995-97
11.	<b>Wayne Selden Jr.</b>	<b>154</b>	<b>2014-present</b>
	Kevin Pritchard	154	1987-90
13.	Rex Walters	151	1992-93
14.	Elijah Johnson	147	2010-13
15.	Ryan Robertson	144	1996-99
16.	J.R. Giddens	137	2004-05
17.	Steve Woodberry	126	1991-94
18.	Tyshawn Taylor	120	2009-12
19.	Sean Pearson	117	1993-96
20.	Brady Morningstar	116	2007-11

3-POINT FIELD GOAL ATTEMPTS  
(started 1986-87)

Rk.	Name	Attempts	Yrs.
1.	Jeff Boschee	843	1999-2002
2.	Billy Thomas	691	1995-98
3.	Sherron Collins	615	2007-10
4.	Kirk Hinrich	546	2000-03
5.	Terry Brown	485	1990-91
6.	Brandon Rush	471	2006-08
7.	Jerod Haase	461	1995-97
8.	Adonis Jordan	437	1990-93
9.	Tyrel Reed	433	2008-11
10.	Elijah Johnson	430	2010-13
	Mario Chalmers	430	2006-08
12.	<b>Wayne Selden Jr.</b>	<b>412</b>	<b>2014-present</b>
13.	Kevin Pritchard	379	1987-90
14.	Sean Pearson	371	1993-96
15.	J.R. Giddens	369	2004-05
16.	Rex Walters	361	1992-93
17.	Ryan Robertson	354	1996-99
18.	Tyshawn Taylor	324	2009-pr.
19.	Aaron Miles	307	2002-05
20.	Paul Pierce	304	1996-98

## DOUBLE-DOUBLES

Rk.	Name	DDs	Yrs.
1.	Raef LaFrentz	56	1995-98
2.	Danny Manning	45	1985-88
	Dave Robisch	45	1969-71
4.	Drew Gooden	44	2000-02
5.	Wayne Simien	38	2002-05
6.	Cole Aldrich	37	2008-10
	Nick Collison	37	2000-03
8.	Thomas Robinson	32	2010-12
9.	Eric Chenowith	21	1998-2001
10.	Jeff Withey	19	2010-13
	Marcus Morris	19	2009-11
12.	Paul Mokeski	18	1976-79
13.	<b>Perry Ellis</b>	<b>16</b>	<b>2013-present</b>
	Scot Pollard	16	1994-97
15.	Markieff Morris	14	2009-11
	Kelly Knight	14	1980, 82-84
	Herb Nobles	14	1976-77
18.	Greg Ostertag	13	1992-95
	Mark Randall	13	1987, 87-91
	Norm Cook	13	1974-76

## ASSISTS

Rk.	Name	Assists	Yrs.
1.	Aaron Miles	954	2002-05
2.	Jacque Vaughn	804	1994-97
3.	Cedric Hunter	684	1984-87
4.	Kirk Hinrich	668	2000-03
5.	Darnell Valentine	609	1978-81
6.	Tyshawn Taylor	575	2009-12
7.	Adonis Jordan	568	1990-93
8.	Sherron Collins	552	2007-10
9.	Russell Robinson	500	2005-08
10.	Kevin Pritchard	499	1987-90
11.	Ryan Robertson	485	1996-99
12.	Mark Turgeon	437	1984-87
13.	Jeff Boschee	425	1999-2002
14.	Mario Chalmers	420	2006-08
15.	Elijah Johnson	399	2010-13
16.	Steve Woodberry	361	1991-94
17.	<b>Frank Mason III</b>	<b>356</b>	<b>2014-present</b>
18.	Jerod Haase	343	1995-97
19.	Danny Manning	342	1985-88
20.	Tony Guy	327	1979-82

## STEALS

Rk.	Name	Steals	Yrs.
1.	Darnell Valentine	336	1978-81
2.	Mario Chalmers	283	2006-08
3.	Aaron Miles	264	2002-05
4.	Danny Manning	250	1985-88
5.	Russell Robinson	247	2005-08
6.	Kirk Hinrich	206	2000-03
7.	Kevin Pritchard	190	1987-90
8.	Nick Bradford	187	1997-2000
9.	Adonis Jordan	181	1990-93
10.	Alonzo Jamison	175	1990-92
11.	Jerod Haase	174	1995-97
12.	Tyshawn Taylor	172	2009-12
13.	Jeff Boschee	161	1999-2002
	Tony Guy	161	1979-82
15.	Jacque Vaughn	160	1994-97
	Steve Woodberry	160	1991-94
17.	Cedric Hunter	157	1984-87
18.	Nick Collison	155	2000-03
19.	Paul Pierce	147	1996-98
20.	Sherron Collins	145	2007-10
21.	Ryan Robertson	143	1996-99
22.	Brady Morningstar	133	2007-11
23.	Keith Langford	129	2002-05
24.	Clinton Johnson	127	1975-78
25.	Billy Thomas	121	1995-98
--	<b>Frank Mason III</b>	<b>110</b>	<b>2014-present</b>
--	<b>Perry Ellis</b>	<b>87</b>	<b>2013-present</b>

BLOCKED SHOTS  
(started 1974-75)

Rk.	Name	Blocks	Yrs.
1.	Jeff Withey	311	2010-13
2.	Greg Ostertag	258	1992-95
3.	Cole Aldrich	253	2008-10
4.	Nick Collison	243	2000-03
5.	Eric Chenowith	242	1998-2001
6.	Scot Pollard	218	1994-97
7.	Danny Manning	200	1985-88
8.	John Crawford	155	1978-81
9.	Sasha Kaun	150	2005-08
10.	Donnie Von Moore	147	1974-75, 77-78
11.	Raef LaFrentz	138	1995-98
	Greg Dreiling	138	1984-86
13.	Paul Mokeski	136	1976-79
14.	<b>Jamari Traylor</b>	<b>118</b>	<b>2013-present</b>
15.	B.J. Williams	112	1994-97
16.	Darrell Arthur	109	2007-08
17.	Drew Gooden	107	2000-02
18.	Patrick Richey	106	1991-94
19.	Markieff Morris	103	2009-pr.
20.	Paul Pierce	98	1996-98

3-POINT FIELD GOAL PCT.  
(Min. 200 attempts; started 1986-87)

Rk.	Name	3FG-3FGA	Pct.	Yrs.
1.	Milt Newton	100-224	44.6	1987-89
2.	Jeff Guelndner	90-205	43.9	1987-90
3.	Brandon Rush	205-471	43.5	2005-08
4.	Kirk Hinrich	236-546	43.2	2000-03
5.	Steve Woodberry	126-298	42.3	1991-94
6.	Mario Chalmers	180-430	41.9	2005-08
7.	Rex Walters	151-361	41.8	1992-93
8.	Brady Morningstar	116-281	41.3	2007-11
9.	Terry Brown	200-485	41.2	1990-91
10.	Adonis Jordan	179-437	40.9	1990-93
11.	Ryan Robertson	144-354	40.7	1996-99
12.	Tyrel Reed	176-433	40.6	2008-11
13.	Kevin Pritchard	154-379	40.6	1987-90
14.	Jeff Boschee	338-843	40.1	1999-02
15.	<b>Frank Mason III</b>	<b>98-245</b>	<b>40.0</b>	<b>2014-pr.</b>
16.	Keith Langford	102-257	39.7	2002-05
17.	Billy Thomas	269-691	38.9	1995-98
18.	Jacque Vaughn	105-274	38.3	1994-97
19.	Sherron Collins	232-655	37.7	2007-10
20.	Greg Gurley	81-215	37.7	1992-95
21.	<b>Wayne Selden Jr.</b>	<b>154-412</b>	<b>37.4</b>	<b>2014-pr.</b>
22.	J.R. Giddens	137-369	37.1	2004-05
23.	Tyshawn Taylor	120-324	37.0	2009-12
24.	Paul Pierce	108-304	35.5	1996-98

## INDIVIDUAL SUPERLATIVES

CATEGORY	KANSAS	OPPONENT
<b>Points</b>	33 Wayne Selden Jr. vs. KENTUCKY (1-30-16)	46 Buddy Hield of Oklahoma (1-4-16)
<b>FGs</b>	12 Wayne Selden Jr. vs. KENTUCKY (1-30-16)	13 Buddy Hield of Oklahoma (1-4-16)
<b>FG Att.</b>	28 Perry Ellis vs. OKLAHOMA (1-4-16)	23 Buddy Hield of Oklahoma (1-4-16) / Denzel Valentine of Michigan State (11-17-15)
<b>FG %</b> (min. 5 made)	1.000 (6-6) Brannen Greene vs. NORTHERN COLO. (11-13-15) / (5-5) Hunter Mickelson vs. Chaminade (11-23-15)	.778 (7-9) Jameel McKay of Iowa State (3-5-16)
<b>FG %</b> (min. 10 made)	.786 (11-14) Perry Ellis at TCU (2-6-16)	.579 (11-19) Tyler Ulis of Kentucky (1-30-16)
<b>3-Pt FGs</b>	6 Svi Mykhailiuk vs. Chaminade (11-23-15) / Devonte' Graham at Oklahoma (2-13-16)	8 Buddy Hield of Oklahoma (1-4-16)
<b>3-Pt FG Att.</b>	11 Svi Mykhailiuk vs. Chaminade (11-23-15)	15 Buddy Hield of Oklahoma (1-4-16)
<b>3-Pt FG%</b> (min. 3 made)	1.000 (5-5) Brannen Greene vs. NORTHERN COLO. (11-13-15) / Svi Mykhailiuk vs. TEXAS TECH (2-27-16) / (3-3) Frank Mason III vs. NORTHERN COLO. (11-13-15) / (3-3) Perry Ellis vs. KANSAS STATE (2-3-16) / (3-3) Brannen Greene vs. OKLAHOMA STATE (2/15/16)	1.000 (3-3) Matt McQuaid of Michigan State (11-17-15) / (3-3) Stephen Hurt of K-State (2-20-2016)
<b>3-Pt FG%</b> (min. 5 made)	1.000 (5-5) Brannen Greene vs. NORTHERN COLO. (11-13-15) / (5-5) Svi Mykhailiuk vs. TEXAS TECH (2-27-16)	.714 (5-7) Connor Lammert of Texas (1-23-16) / (5-7) Tres Tinkle of Oregon State (12-12-15)
<b>FTs</b>	10 Perry Ellis vs. MONTANA (12-19-15)	14 Jaysean Paige of West Virginia (1-12-16)
<b>FT Att.</b>	13 Perry Ellis vs. KENTUCKY (1-30-16)	17 Jaysean Paige of West Virginia (1-12-16)
<b>FT %</b> (min. 6 made)	1.000 (10-10) Perry Ellis vs. MONTANA (12-19-15) / (8-8) Frank Mason at Texas Tech (1-9-16) / (6-6) Perry Ellis vs. NORTHERN COLO. (11-13-15) / TEXAS (1-23-16) / at Baylor (2-23-16) / (6-6) Brannen Greene vs. Michigan State (11-17-15)	1.000 (12-12) Taurean Prince of Baylor (1-2-16) / (9-9) Cameron Michael of Northern Colorado (11-13-15) / (6-6) Rohndell Goodwin of Chaminade (11-23-15) / (6-6) Jeff Newberry of Oklahoma State (2-15-16)
<b>FT %</b> (min. 10 made)	1.000 (10-10) Perry Ellis vs. MONTANA (12-19-15)	1.000 (12-12) Taurean Prince of Baylor (1-2-16)
<b>Offensive Rebounds</b>	6 Landen Lucas vs. TEXAS (1-23-16) / Landen Lucas at Oklahoma (2-13-16)	8 Prince Ibeh of Texas (2-29-16)
<b>Defensive Rebounds</b>	12 Landen Lucas vs. WEST VIRGINIA (2-9-16)	15 Ryan Spangler of Oklahoma (1-4-16)
<b>Rebounds</b>	16 Landen Lucas vs. WEST VIRGINIA (2-9-16)	18 Ryan Spangler of Oklahoma (1-4-16)
<b>Assists</b>	9 Frank Mason III vs. MONTANA (12-19-15) / Frank Mason III vs. NORTHERN COLO. (11-13-15)	12 Denzel Valentine of Michigan State (11-17-15) / Tyree Griffin of Oklahoma State (2-15-16)
<b>Turnovers</b>	7 Frank Mason III at West Virginia (1-12-16)	6 Wesley Iwundu of Kansas State (2-3-16)
<b>Blocks</b>	5 Landen Lucas at Texas (2-29-16) / Cheick Diallo vs. TCU (1-16-16)	7 Prince Ibeh of Texas (1-23-16)
<b>Steals</b>	4 Frank Mason III vs. HARVARD (12-5-15) / Frank Mason III vs. LOYOLA-MD. (12-1-15)	5 Jaysean Paige of West Virginia (1-12-16)
<b>Minutes</b>	53 Perry Ellis vs. OKLAHOMA (1-4-16) / Frank Mason III vs. OKLAHOMA (1-4-16)	54 Buddy Hield of Oklahoma (1-4-16)

## TEAM SUPERLATIVES

KANSAS HIGH	KANSAS LOW	CATEGORY	OPPONENT HIGH	OPPONENT LOW
123 vs. Chaminade (11-23-15)	63 at West Virginia (1-12-16)	<b>Points</b>	106 by Oklahoma (1-4-16)	46 by Montana (12-19-15)
70 (2nd) vs. Chaminade (11-23-15)	26 (1st) vs. Vanderbilt (11-25-15)	<b>Points/Half</b>	46 (1st) by Kentucky (1-30-16)	20 (1st) by TCU (2-6-16)
15 (3rd OT) OKLAHOMA (1-4-16)	8 (2nd OT) OKLAHOMA (1-4-16)	<b>Points/OT</b>	12 (3rd OT) by Oklahoma (1-4-16)	8 (2nd OT) by Oklahoma (1-4-16) / (OT) by Kentucky (1-30-16)
47 vs. Chaminade (11-23-15)	20 at West Virginia (1-12-16)	<b>FG</b>	36 by Oklahoma (1-4-16)	14 by Montana (12-19-15) / by TCU (2-6-16)
94 OKLAHOMA (1-4-16)	41 WEST VIRGINIA (2-9-16)	<b>FG Att.</b>	88 by Oklahoma (1-4-16)	48 by UC Irvine (12-29-15)
.644 vs. Chaminade (11-23-15)	.348 vs. Michigan St. (11-17-15)	<b>FG %</b>	.532 by Iowa State (1-25-16)	.264 by Montana (12-19-15)
15 vs. Chaminade (11-23-15) / NORTHERN COLO. (11-13-15)	3 vs. Michigan St. (11-17-15)	<b>3-Pt FG</b>	16 by Oklahoma (1-4-16)	2 by UC Irvine (12-29-15)
29 vs. Chaminade (11-23-15)	14 HARVARD (12-5-15)	<b>3-Pt FG Att.</b>	33 by Oklahoma (1-4-16) / by Chaminade (11-23-15)	8 by San Diego St. (12-22-15)
.688 at Texas (2-29-16)	.200 vs. Michigan State (11-17-15)	<b>3-Pt FG %</b>	.500 by Oregon St. (12-12-15)	.133 by UC Irvine (12-29-15)
30 KENTUCKY (1-30-16)	9 at Iowa St. (1-25-16) / IOWA ST. (3-5-16)	<b>FT</b>	33 by West Virginia (1-12-16)	7 by Texas (1-23-16)
47 KENTUCKY (1-30-16)	11 at San Diego St. (12-22-15)	<b>FT Att.</b>	47 by West Virginia (1-12-16)	11 by TCU (1-16-16)
1.000 HOLY CROSS (12-9-15)	.458 at Texas (2-29-16)	<b>FT %</b>	.889 by TEXAS TECH (2-27-16)	.474 by Texas Tech (1-9-16)
17 3x last TCU (1-16-16)	2 KANSAS STATE (2-3-16)	<b>Off. REB</b>	18 by Texas (2-29-16)	4 by Iowa St. (1-25-16)
43 OKLAHOMA (1-4-16)	16 at Baylor (2-23-16)	<b>Def. REB</b>	41 by Oklahoma (1-4-16)	14 by WEST VIRGINIA (2-9-16)
60 OKLAHOMA (1-4-16)	21 KANSAS STATE (2-3-16)	<b>Rebounds</b>	55 by Oklahoma (1-4-16)	25 by TCU (2-6-16)
32 at West Virginia (1-12-16)	11 vs. Vanderbilt (11-25-15)	<b>Fouls</b>	35 by Northern Colo. (11-13-15)	11 by San Diego St. (12-22-15)
2 at K-State (2-20-16)	0 21x last IOWA STATE (3-5-16)	<b>DQs</b>	3 by Kentucky (1-30-16)	0 14x last by IOWA STATE (3-5-16)
32 vs. Chaminade (11-23-15)	8 vs. Vanderbilt (11-25-15)	<b>Assists</b>	21 by Oklahoma (1-4-16)	3 by Texas (2-29-16)
22 at West Virginia (1-12-16)	5 IOWA STATE (3-5-16)	<b>Turnovers</b>	23 by Kansas State (2-3-16)	8 by Texas (1-23-16) / by Iowa State (1-25-16) / by Oklahoma State (2-15-16)
8 TCU (1-16-16) / LOYOLA (12-1-15) / WEST VIRGINIA (2-9-16)	0 at Oklahoma St. (1-19-16)	<b>Blocks</b>	12 by Oklahoma (1-4-16)	1 8x last by Oklahoma (2-13-16)
11 3x last vs. Oregon St. (12-12-15)	1 TEXAS (1-23-16)	<b>Steals</b>	12 by West Virginia (1-12-16)	1 by Michigan St. (11-17-15)

KU's RECORD WHEN...

	2015-16	SELF ERA
Leading At Half	21-2	317-24
Trailing At Half	6-2	50-54
Tied At Half	0-0	12-3
Leading With 5:00 Remaining in Regulation	22-0	350-12
Trailing With 5:00 Remaining in Regulation	4-4	25-67
Kansas Is Tied With 5:00 Remaining in Regulation	1-0	3-3
In Overtime	2-0	17-7
Kansas Outrebounds Opponent	21-1	298-35
Kansas Is Outrebounded	5-3	67-43
Kansas Is Tied in Rebounds	1-0	12-4
Kansas Commits More Turnovers	7-2	153-56
Opponent Commits More Turnovers	16-2	201-23
Kansas Is Tied in Turnovers	4-0	23-3
Kansas Has More Free Throw Attempts	14-1	253-23
Opponent Has More Free Throw Attempts	12-3	115-57
Kansas is Tied in Free Throw Attempts	1-0	11-2
Kansas Shoots 50% or Better	15-1	202-8
Kansas Shoots Less Than 50%	12-3	175-74
Opponent Shoots 50% or Better	1-2	5-16
Opponent Shoots Less Than 50%	24-2	373-66
Kansas Shoots Better Than Opponent	25-1	356-32
Opponent Shoots Better Than Kansas	2-3	21-50
Kansas Bench Outscores Opponent Bench	20-1	249-32
Opponent Bench Outscores Kansas Bench	6-3	121-47
Kansas is Tied in Bench Points	1-0	7-3
Kansas Scores Between 0-59	0-0	9-15
Kansas Scores Between 60-69	3-2	63-44
Kansas Scores Between 70-79	11-2	113-15
Kansas Scores Between 80-89	4-0	123-8
Kansas Scores Between 90-99	5-0	51-0
Kansas Scores 100 or More	4-0	17-0
Opponent Scores Between 0-59	9-0	153-1
Opponent Scores Between 60-69	9-0	141-27
Opponent Scores Between 70-79	6-2	61-30
Opponent Scores Between 80-89	1-2	18-21
Opponent Scores 90 or More	1-0	3-2
On Mondays	4-1	54-15
On Tuesdays	6-3	39-11
On Wednesdays	3-0	59-5
On Thursdays	0-0	21-3
On Fridays	1-0	42-7
On Saturdays	13-0	132-31
On Sundays	0-0	30-9
In November	4-1	59-10
In December	7-0	72-11
In January	6-3	94-16
In February	9-0	78-22
In March	1-0	70-22
In April	0-0	2-1
On CBS	1-0	45-17
On CBS Sports Network	1-0	1-0
On ESPN	12-2	107-37
On ESPN2	6-2	57-10
On ESPNU	3-0	36-5
On Jayhawk TV	4-0	77-3
On Big 12 Network TV	0-0	33-4
On AXS	0-0	1-0
On TBS/TNT	0-0	7-1
On NBCSports Network	0-0	1-1
On Fox Sports Net	0-0	4-1
On Fox Sports 1	0-0	1-0
On Tru TV	0-0	1-0
On ABC	0-0	6-2

<b>MISCELLANEOUS STREAKS</b>	
Kansas' All-Time Record	2,180-835
Consecutive games with a 3-point field goal	35
Consecutive games opponent under 100 points	16
Number of 100-point games in Kansas history	109
Number of 100-point games in Bill Self era	17
KU's All-Time Overtime Record	65-55
KU's last OT game	1-30-16 (at Kansas 90, Kentucky 84, OT)
Consecutive Allen Fieldhouse Sellouts	243

ATTENDANCE	G	TOTAL	AVERAGE
Home (Allen Fieldhouse)	16	260,800	16,300
Home (Sprint Center)	1	18,612	18,612
Away	10	149,260	14,926
Neutral	4	28,661	7,165
Total	31	457,243	14,750

2015-16 MISCELLANEOUS STATS

VIOLATIONS/TECHNICAL FOULS							
	3-Seconds	5-Seconds	10-Seconds	Shot Clock Exp.	Lane Viol.	Technicals	Goal tending
Kansas	3	2	-	10	3	2	5
Opponent	2	2	-	23	2	1	3

JUMP BALLS CONTROLLED (INCLUDES OVERTIMES)		DOUBLE-FIGURE SCORING		20+ POINT GAMES	
Kansas	14	Perry Ellis	29	Perry Ellis	11
Opponents	20	Frank Mason III	27	Wayne Selden Jr.	5
		Wayne Selden Jr.	21	Devonte' Graham	2
		Devonte' Graham	21	Frank Mason III	1
		Svi Mykhailiuk	6		
HOW KU SCORED FIRST POINTS		FIRST PLAYER OFF THE BENCH <i>(sometimes multiple players)</i>			
3-pointer	9	Brannen Greene	6	Landen Lucas	9
Lay-Up/Lay-In	6	Cheick Diallo	2	Svi Mykhailiuk	8
Jump Shot	9	Landen Lucas	2	Cheick Diallo	8
Follow	2	Carlton Bragg Jr.	1	Carlton Bragg Jr.	7
Free Throw	5	Hunter Mickelson	1	Brannen Greene	6
Dunk	-	DOUBLE-FIGURE REBOUNDING		Jamari Traylor	6
Alley-Oop	-	Landen Lucas	6	Hunter Mickelson	2
		Perry Ellis	3	Devonte' Graham	1
		Frank Mason III	1	Wayne Selden Jr.	1
WHO SCORED KU'S FIRST POINTS		DOUBLE-DOUBLES			
Perry Ellis	11	Perry Ellis	3		
Devonte' Graham	7	Landen Lucas	2		
Frank Mason III	4	Frank Mason III	1		
Hunter Mickelson	2				
Wayne Selden Jr.	4				
Landen Lucas	2				
Brannen Greene	1				

INDIVIDUAL MISCELLANEOUS STATISTICS (\*HUSTLE PLAYS)

NO. - PLAYER	*FLOOR BURNS	DUNKS	CHARGES DRAWN	FT-FTA (LAST 5:00/OT)
0 - Mason III	59	-	1	40-54
1 - Selden Jr.	61	17	1	15-25
2 - Vick	-	2	-	1-2
4 - Graham	44	2	1	20-24
5 - Manning	1	-	-	0-0
10 - Mykhailiuk	14	-	-	5-7
11 - Self	-	-	-	0-1
13 - Diallo	4	8	-	7-10
14 - Greene	10	1	-	9-11
15 - Bragg Jr.	10	6	1	0-0
21 - Young	1	-	1	2-4
31 - Traylor	47	5	1	3-6
33 - Lucas	22	14	1	11-18
34 - Ellis	33	19	2	14-17
42 - Mickelson	13	1	-	1-3
TOTALS	319	75	9	128-182 (.703)
OPPONENTS	194	41	19	103-139 (.741)



## STARTERS // GAME-BY-GAME

DATE	OPP.	RESULT	1	2	3	4	5
11/13	NORTHERN COLO.	W	Frank Mason III	Devonte' Graham	Wayne Selden Jr.	Perry Ellis	Jamari Traylor
11/17	vs. Michigan State	L	Frank Mason III	Devonte' Graham	Wayne Selden Jr.	Perry Ellis	Jamari Traylor
11/23	vs. Chaminade	W	Frank Mason III	Devonte' Graham	Wayne Selden Jr.	Perry Ellis	Jamari Traylor
11/24	vs. UCLA	W	Frank Mason III	Devonte' Graham	Wayne Selden Jr.	Perry Ellis	Jamari Traylor
11/25	vs. Vanderbilt	W	Frank Mason III	Devonte' Graham	Wayne Selden Jr.	Perry Ellis	Jamari Traylor
12/1	LOYOLA	W	Frank Mason III	Devonte' Graham	Wayne Selden Jr.	Perry Ellis	Jamari Traylor
12/5	HARVARD	W	Frank Mason III	Devonte' Graham	Wayne Selden Jr.	Perry Ellis	Jamari Traylor
12/9	HOLY CROSS	W	Frank Mason III	Devonte' Graham	Wayne Selden Jr.	Perry Ellis	Hunter Mickelson
12/12	OREGON STATE	W	Frank Mason III	Devonte' Graham	Wayne Selden Jr.	Perry Ellis	Hunter Mickelson
12/19	MONTANA	W	Frank Mason III	Brannen Greene	Wayne Selden Jr.	Perry Ellis	Hunter Mickelson
12/22	at San Diego State	W	Frank Mason III	Devonte' Graham	Wayne Selden Jr.	Perry Ellis	Hunter Mickelson
12/29	UC IRVINE	W	Frank Mason III	Devonte' Graham	Wayne Selden Jr.	Perry Ellis	Hunter Mickelson
1/2	BAYLOR	W	Frank Mason III	Devonte' Graham	Wayne Selden Jr.	Perry Ellis	Hunter Mickelson
1/4	OKLAHOMA	W 3OT	Frank Mason III	Devonte' Graham	Wayne Selden Jr.	Perry Ellis	Hunter Mickelson
1/9	at Texas Tech	W	Frank Mason III	Devonte' Graham	Wayne Selden Jr.	Perry Ellis	Hunter Mickelson
1/12	at West Virginia	L	Frank Mason III	Devonte' Graham	Wayne Selden Jr.	Perry Ellis	Hunter Mickelson
1/16	TCU	W	Frank Mason III	Devonte' Graham	Wayne Selden Jr.	Perry Ellis	Hunter Mickelson
1/19	at Oklahoma State	L	Frank Mason III	Devonte' Graham	Wayne Selden Jr.	Perry Ellis	Cheick Diallo
1/23	TEXAS	W	Frank Mason III	Devonte' Graham	Wayne Selden Jr.	Perry Ellis	Landen Lucas
1/25	at Iowa State	L	Frank Mason III	Devonte' Graham	Wayne Selden Jr.	Perry Ellis	Landen Lucas
1/30	KENTUCKY	W OT	Frank Mason III	Devonte' Graham	Wayne Selden Jr.	Perry Ellis	Landen Lucas
2/3	KANSAS STATE	W	Frank Mason III	Devonte' Graham	Wayne Selden Jr.	Perry Ellis	Landen Lucas
2/6	at TCU	W	Frank Mason III	Devonte' Graham	Wayne Selden Jr.	Perry Ellis	Landen Lucas
2/9	WEST VIRGINIA	W	Frank Mason III	Devonte' Graham	Wayne Selden Jr.	Perry Ellis	Landen Lucas
2/13	at Oklahoma	W	Frank Mason III	Devonte' Graham	Wayne Selden Jr.	Perry Ellis	Landen Lucas
2/15	OKLAHOMA STATE	W	Frank Mason III	Devonte' Graham	Wayne Selden Jr.	Perry Ellis	Landen Lucas
2/20	at K-State	W	Frank Mason III	Devonte' Graham	Wayne Selden Jr.	Perry Ellis	Landen Lucas
2/23	at Baylor	W	Frank Mason III	Devonte' Graham	Wayne Selden Jr.	Perry Ellis	Landen Lucas
2/27	TEXAS TECH	W	Frank Mason III	Devonte' Graham	Wayne Selden Jr.	Perry Ellis	Landen Lucas
2/29	at Texas	W	Frank Mason III	Devonte' Graham	Wayne Selden Jr.	Perry Ellis	Landen Lucas
3/5	IOWA STATE	W	Frank Mason III	Evan Manning	Perry Ellis	Jamari Traylor	Hunter Mickelson
3/10	Big 12 Quarterfinals						
3/11	Big 12 Semifinals						
3/12	Big 12 Final						
TBA	NCAA First Round						
TBA	NCAA Second Round						
TBA	NCAA Sweet 16						
TBA	NCAA Elite Eight						
4/2	NCAA Final Four						
4/4	NCAA Championship						

## STARTING LINEUP W-L RECORDS

GAMES	RECORD	1	2	3	4	5
12	11-1	Frank Mason III	Devonte' Graham	Wayne Selden Jr.	Perry Ellis	Landen Lucas
9	8-1	Frank Mason III	Devonte' Graham	Wayne Selden Jr.	Perry Ellis	Hunter Mickelson
7	6-1	Frank Mason III	Devonte' Graham	Wayne Selden Jr.	Perry Ellis	Jamari Traylor
1	1-0	Frank Mason III	Brannen Greene	Wayne Selden Jr.	Perry Ellis	Hunter Mickelson
1	0-1	Frank Mason III	Devonte' Graham	Wayne Selden Jr.	Perry Ellis	Cheick Diallo
1	1-0	Frank Mason III	Evan Manning	Perry Ellis	Jamari Traylor	Hunter Mickelson

## INDIVIDUAL LEADERS // GAME-BY-GAME

DATE	OPP.		POINTS		REBOUNDS		ASSISTS		STEALS		BLOCKS	
11/13	NORTHERN COLO.	W	Greene	18	Traylor / Mickelson	7	Mason III	9	Graham	3	Mickelson	3
11/17	vs. Michigan State	L	Ellis	21	Traylor / Lucas	7	Graham	4	Mason III	3	Mykhailiuk	1
11/23	vs. Chaminade	W	Mykhailiuk / Selden Jr.	18	Lucas	12	Mason III / Selden Jr.	7	Graham / Traylor	2	Traylor	3
11/24	vs. UCLA	W	Ellis	24	Ellis	6	Mason III	7	Graham	3	Mykhailiuk / Bragg Jr.	1
11/25	vs. Vanderbilt	W	Selden Jr.	25	Ellis	8	Mason III	3	Bragg Jr.	2	Selden Jr.	1
12/1	LOYOLA	W	Selden Jr.	18	Selden Jr. / Ellis / Traylor / Mason III / Diallo	6	Mason III	5	Mason III	4	Mickelson / Diallo	3
12/5	HARVARD	W	Mason III	21	Lucas	8	Mason III	5	Mason III	4	Diallo/Ellis/Mickelson/Traylor / Selden Jr.	1
12/9	HOLY CROSS	W	Selden Jr.	15	Bragg Jr.	5	Graham / Mason III	5	Graham	3	Mickelson	2
12/12	OREGON STATE	W	Selden Jr.	22	Ellis	9	Mason III	6	Graham	3	Mickelson / Selden Jr.	2
12/19	MONTANA	W	Ellis	18	Ellis	9	Mason III	9	Selden Jr.	2	Traylor	2
12/22	at San Diego State	W	Ellis	20	Traylor	6	Ellis / Graham / Mason III	3	Traylor	3	Mickelson / Ellis	2
12/29	UC IRVINE	W	Ellis	14	Ellis	9	Mason III	6	Mason III	3	Selden Jr.	1
1/2	BAYLOR	W	Selden Jr.	24	Ellis / Mickelson	6	Graham / Mason III / Selden Jr.	4	Graham	3	Mickelson	3
1/4	OKLAHOMA	W 3OT	Ellis	27	Ellis	13	Mason III	6	Mason III	3	Traylor	3
1/9	at Texas Tech	W	Mason III	17	Ellis / Mason III	10	Mason III	5	Selden Jr. / Graham / Mason III / Mykhailiuk	1	Lucas / Traylor / Ellis	1
1/12	at West Virginia	L	Ellis	21	Ellis	7	Ellis / Graham	3	Ellis / Traylor	2	Lucas / Mykhailiuk / Mickelson	1
1/16	TCU	W	Selden Jr.	11	Ellis / Diallo	9	Graham	6	Mason III	2	Diallo	5
1/19	at Oklahoma State	L	Mason III	14	Lucas / Mason III	5	Graham	5	seven players	1	-	0
1/23	TEXAS	W	Ellis	26	Lucas	10	Graham	6	Mason III	1	Ellis / Bragg Jr.	1
1/25	at Iowa State	L	Ellis	23	Lucas	9	Graham	4	Lucas / Mason III	1	Graham / Selden Jr. / Traylor	1
1/30	KENTUCKY	W OT	Selden Jr.	33	Ellis	9	Graham	5	Mason III / Selden Jr.	2	Traylor	1
2/3	KANSAS STATE	W	Ellis	19	Lucas	6	Mykhailiuk / Mason III / Graham	4	Graham / Mykhailiuk	2	Traylor	2
2/6	at TCU	W	Ellis	23	Ellis	10	Mason III	6	Graham	2	Ellis	2
2/9	WEST VIRGINIA	W	Ellis	21	Lucas	16	Graham	4	five players	1	Lucas	4
2/13	at Oklahoma	W	Graham	27	Lucas	10	Mason III	3	Diallo / Mason III / Selden Jr.	1	Diallo / Ellis / Lucas	1
2/15	OKLAHOMA STATE	W	Selden Jr.	18	Lucas	10	Mason III	6	Bragg Jr. / Graham	1	Diallo	3
2/20	at K-State	W	Mason III	16	Lucas	8	Mason III	5	Mason III	2	Lucas / Traylor	1
2/23	at Baylor	W	Mason III	19	Lucas	10	Graham	7	Lucas	2	Ellis	2
2/27	TEXAS TECH	W	Mykhailiuk	17	Lucas	8	Graham	4	Graham / Mason III	2	Diallo	2
2/29	at Texas	W	Ellis	20	Lucas	8	Mason III	6	Graham	2	Lucas	5
3/5	IOWA STATE	W	Ellis	22	Ellis / Lucas	7	Mason III	5	Traylor	3	Traylor / Mickelson / Selden Jr. / Diallo / Lucas	1
3/10	Big 12 Quarterfinals											
3/11	Big 12 Semifinals											
3/12	Big 12 Final											
TBA	NCAA First Round											
TBA	NCAA Second Round											
TBA	NCAA Sweet 16											
TBA	NCAA Elite Eight											
4/2	NCAA Final Four											
4/2	NCAA Championship											

## STAT COMPARISON // GAME-BY-GAME (KU/OPPONENT)

DATE	OPP.	FG	FG%	3FG	3FG%	FT	FT%	O-REB	D-REB	T-REB	MARGIN	FOULS	AST	TO	BLK	STL	PTS	MARGIN
11/13	KU (W)	34-61	.557	15-26	.577	26-34	.765	9	29	38	+8	24	27	15	4	7	109	+37
	NORTHERN COLO.	22-56	.393	7-21	.333	21-26	.808	7	23	30	-	35	8	21	1	6	72	-
11/17	KU (L)	23-66	.348	3-15	.200	24-30	.800	12	23	35	(10)	18	12	6	1	7	73	(6)
	vs. Michigan State	28-60	.467	9-21	.429	14-16	.875	10	35	45	-	25	20	16	8	1	79	-
11/23	KU (W)	47-73	.644	15-29	.517	14-20	.700	13	38	51	+25	17	32	14	7	9	123	+51
	vs. Chaminade	24-69	.348	8-33	.242	16-21	.762	11	15	26	-	21	10	14	1	7	72	-
11/24	KU (W)	32-59	.542	10-23	.435	18-21	.857	7	28	35	+7	20	19	10	2	6	92	+19
	vs. UCLA	27-59	.458	4-17	.235	15-21	.714	7	21	28	-	18	11	11	1	5	73	-
11/25	KU (W)	25-55	.455	8-16	.500	12-22	.545	8	31	39	+7	11	8	12	1	6	70	+7
	vs. Vanderbilt	23-56	.411	6-27	.222	11-15	.733	6	26	32	-	21	11	11	8	5	63	-
12/1	KU (W)	37-73	.507	8-20	.400	12-26	.462	17	30	47	+7	16	17	13	8	8	94	+33
	LOYOLA	22-61	.361	5-19	.263	12-20	.600	12	28	40	-	25	6	21	1	10	61	-
12/5	KU (W)	28-59	.475	6-14	.429	13-25	.520	10	21	31	(8)	14	17	12	5	11	75	+6
	HARVARD	25-57	.439	7-19	.368	12-15	.800	11	28	39	-	22	15	19	3	3	69	-
12/9	KU (W)	34-54	.630	12-20	.600	12-12	1.000	9	22	31	+14	19	23	15	5	11	92	+33
	HOLY CROSS	16-42	.381	8-19	.421	19-23	.826	6	11	17	-	13	9	19	1	8	59	-
12/12	KU (W)	30-56	.536	7-16	.438	15-25	.600	8	24	32	+1	16	17	11	5	11	82	+15
	OREGON STATE	23-54	.426	8-16	.500	13-19	.684	12	19	31	-	22	12	18	3	2	67	-
12/19	KU (W)	33-58	.569	7-16	.438	15-19	.789	10	34	44	+18	18	20	11	5	8	88	+42
	MONTANA	14-53	.264	6-19	.316	12-20	.600	9	17	26	-	19	6	13	2	4	46	-
12/22	KU (W)	26-61	.426	8-19	.421	10-11	.909	13	20	33	(2)	16	13	9	7	9	70	+13
	at San Diego State	20-54	.370	3-8	.375	14-20	.700	15	20	35	-	11	10	15	3	6	57	-
12/29	KU (W)	24-51	.471	5-17	.294	25-33	.758	12	23	35	+7	23	17	9	2	9	78	+25
	UC IRVINE	18-48	.375	2-15	.133	15-22	.682	10	18	28	-	23	7	15	4	4	53	-
1/2	KU (W)	36-67	.537	11-19	.579	19-24	.792	9	29	38	+3	23	20	7	5	8	102	+28
	BAYLOR	23-59	.390	3-11	.273	25-31	.806	10	25	35	-	24	8	12	7	4	74	-
1/4	KU (W 3OT)	40-94	.426	11-22	.500	18-23	.783	17	43	60	+5	22	17	14	5	9	109	+3
	OKLAHOMA	36-88	.409	16-33	.485	18-24	.750	14	41	55	-	22	21	16	12	8	106	-
1/9	KU (W)	23-55	.418	9-22	.409	14-16	.875	10	32	42	+16	18	13	15	3	4	69	+10
	at Texas Tech	23-56	.411	4-16	.250	9-19	.474	7	19	26	-	15	10	9	3	7	59	-
1/12	KU (L)	20-48	.417	10-20	.500	13-21	.619	7	32	39	(2)	32	9	22	3	7	63	(11)
	at West Virginia	19-57	.333	3-12	.250	33-47	.702	15	26	41	-	20	6	11	3	12	74	-
1/16	KU (W)	26-60	.433	5-20	.250	13-19	.684	17	27	44	+7	14	17	10	8	6	70	+7
	TCU	24-65	.369	7-17	.412	8-11	.727	16	21	37	-	17	6	10	1	4	63	-
1/19	KU (L)	24-57	.421	6-22	.273	13-25	.520	12	19	31	(7)	21	9	9	0	7	67	(19)
	at Oklahoma State	26-52	.500	11-21	.524	23-26	.885	9	29	38	-	20	13	10	3	5	86	-
1/23	KU (W)	25-62	.403	10-25	.400	16-18	.889	13	26	39	+8	13	13	8	2	1	76	+9
	TEXAS	27-56	.482	6-16	.375	7-13	.538	5	26	31	-	22	12	8	8	5	67	-
1/25	KU (L)	29-58	.500	5-17	.294	9-12	.750	7	28	35	+7	18	13	16	3	2	72	(13)
	at Iowa State	32-62	.516	9-21	.429	12-15	.800	4	24	28	-	13	19	8	1	10	85	-
1/30	KU (W OT)	26-56	.464	8-17	.471	30-47	.638	14	28	42	+11	20	13	15	1	5	90	+6
	KENTUCKY	33-62	.532	5-23	.217	13-22	.591	6	25	31	-	33	15	16	6	10	84	-
2/3	KU (W)	27-49	.551	7-18	.389	16-22	.727	2	19	21	(15)	18	15	16	4	10	77	+18
	KANSAS STATE	22-53	.415	5-18	.278	10-16	.625	13	23	36	-	27	12	23	1	7	59	-
2/6	KU (W)	29-58	.500	6-22	.273	11-13	.846	14	32	46	+21	26	18	14	5	4	75	+19
	at TCU	14-49	.286	5-18	.278	23-33	.697	9	16	25	-	18	9	10	3	3	56	-
2/9	KU (W)	23-41	.561	7-17	.412	22-27	.815	6	27	33	+5	18	13	15	8	5	75	+10
	WEST VIRGINIA	22-59	.373	5-20	.250	16-22	.727	14	14	28	-	24	9	10	2	9	65	-
2/13	KU (W)	25-54	.463	11-26	.423	15-20	.750	10	28	38	+2	24	11	14	3	3	76	+4
	at Oklahoma	20-60	.333	10-32	.313	22-27	.815	15	21	36	-	19	12	11	1	5	72	-
2/15	KU (W)	32-64	.500	11-21	.524	19-25	.760	16	29	45	+18	19	12	7	5	2	94	+27
	OKLAHOMA STATE	22-54	.407	7-20	.350	16-23	.696	7	20	27	-	18	15	8	5	4	67	-
2/20	KU (W)	24-48	.500	6-18	.333	18-30	.600	12	22	34	+2	20	13	15	2	5	72	+9
	at K-State	20-53	.377	5-16	.313	18-22	.818	12	20	32	-	21	10	13	1	7	63	-
2/23	KU (W)	23-46	.500	8-19	.421	12-17	.706	12	16	28	(5)	13	18	12	6	6	66	+6
	at Baylor	22-61	.361	8-20	.400	8-9	.889	20	13	33	-	16	14	10	4	5	60	-
2/27	KU (W)	24-54	.444	9-21	.429	10-15	.667	9	25	34	(4)	17	14	14	4	6	67	+9
	TEXAS TECH	18-57	.316	6-16	.375	16-18	.889	14	24	38	-	16	10	14	2	10	58	-
2/29	KU (W)	32-50	.640	11-16	.688	11-24	.458	5	31	36	0	21	16	14	5	8	86	+30
	at Texas	19-63	.302	3-13	.231	15-25	.600	18	18	36	-	24	3	13	2	9	56	-
3/5	KU (W)	34-71	.479	8-20	.400	9-15	.600	16	23	39	+6	13	12	5	5	5	85	+7
	IOWA STATE	27-57	.474	5-14	.357	19-22	.864	8	25	33	-	13	13	9	4	2	78	-
3/10	KU	-	-	-	-	-	-	-	-	-	-	-	-	-	-	-	-	-
	Big 12 QF	-	-	-	-	-	-	-	-	-	-	-	-	-	-	-	-	-
3/11	KU	-	-	-	-	-	-	-	-	-	-	-	-	-	-	-	-	-
	Big 12 SF	-	-	-	-	-	-	-	-	-	-	-	-	-	-	-	-	-
3/12	KU	-	-	-	-	-	-	-	-	-	-	-	-	-	-	-	-	-
	Big 12 Final	-	-	-	-	-	-	-	-	-	-	-	-	-	-	-	-	-



SPECIALTY SCORING STATS																
DATE	OPP.	PAINT			OFF T/O			2ND CHANCE			FAST BREAK			BENCH		
		KU	OPP	MARGIN	KU	OPP	MARGIN	KU	OPP	MARGIN	KU	OPP	MARGIN	KU	OPP	MARGIN
11/13	NORTHERN COLO.	32	16	16	29	14	15	5	6	(1)	25	8	17	46	24	22
11/17	vs. Michigan State	28	30	(2)	14	7	7	6	13	(7)	4	7	(3)	16	19	(3)
11/23	vs. Chaminade	60	26	34	25	9	16	25	13	12	16	6	10	61	29	32
11/24	vs. UCLA	32	32	0	15	8	7	9	7	2	15	6	9	22	11	11
11/25	vs. Vanderbilt	28	28	0	8	12	(4)	7	6	1	8	6	2	15	14	1
12/1	LOYOLA	48	18	30	22	12	10	26	12	14	18	9	9	41	28	13
12/5	HARVARD	38	32	6	16	7	9	10	10	0	15	6	9	18	32	(14)
12/9	HOLY CROSS	40	14	26	29	12	17	16	4	12	17	2	15	42	21	21
12/12	OREGON STATE	34	28	6	19	17	2	8	11	(3)	13	6	7	12	33	(21)
12/19	MONTANA	48	14	34	16	12	4	11	8	3	17	2	15	39	12	27
12/22	at San Diego State	24	28	(4)	15	14	1	10	10	0	6	6	0	16	14	2
12/29	UC IRVINE	30	20	10	17	15	2	5	6	(1)	14	4	10	28	17	11
1/2	BAYLOR	40	32	8	17	8	9	7	16	(9)	15	6	9	28	17	11
1/4	OKLAHOMA	42	36	6	19	14	5	17	18	(1)	17	17	0	22	5	17
1/9	at Texas Tech	26	26	0	7	11	(4)	7	7	0	0	0	0	22	22	0
1/12	at West Virginia	18	32	(14)	8	18	(10)	9	16	(7)	0	4	(4)	10	40	(30)
1/16	TCU	30	16	14	16	10	6	24	14	10	10	4	6	29	16	13
1/19	at Oklahoma State	30	26	4	8	12	(4)	10	8	2	11	10	1	19	28	(9)
1/23	TEXAS	26	34	(8)	3	6	(3)	19	5	14	6	8	(2)	4	20	(16)
1/25	at Iowa State	40	32	8	13	20	(7)	7	8	(1)	2	12	(10)	13	9	4
1/30	KENTUCKY	26	36	(10)	10	11	(1)	10	10	0	4	7	(3)	20	12	8
2/3	KANSAS STATE	36	22	14	30	14	16	2	11	(9)	12	0	12	25	23	2
2/6	at TCU	46	14	32	15	7	8	14	11	3	11	2	9	24	14	10
2/9	WEST VIRGINIA	28	26	2	14	13	1	6	14	(8)	10	0	10	10	31	(21)
2/13	at Oklahoma	22	12	10	12	8	4	10	22	(12)	5	8	(3)	12	8	4
2/15	OKLAHOMA STATE	40	20	20	14	7	7	17	3	14	14	9	5	23	22	1
2/20	at K-State	32	26	6	19	7	12	13	12	1	12	4	8	17	19	(2)
2/23	at Baylor	26	26	0	11	11	0	15	14	1	0	0	0	10	9	1
2/27	TEXAS TECH	22	24	(2)	12	15	(3)	13	14	(1)	6	8	(2)	26	16	10
2/29	at Texas	30	28	2	13	20	(7)	6	13	(7)	4	8	(4)	22	20	2
3/5	IOWA STATE	46	36	10	12	5	7	19	7	12	10	2	8	43	11	32
3/10	Big 12 Quarterfinals															
3/11	Big 12 Semifinals															
3/12	Big 12 Final															
TBA	NCAA First Round															
TBA	NCAA Second Round															
TBA	NCAA Sweet 16															
TBA	NCAA Elite Eight															
4/2	NCAA Final Four															
4/4	NCAA Championship															
		PAINT			OFF T/O			2ND CHANCE			FAST BREAK			BENCH		
OVERALL TOTAL		1,048	790	258	478	356	122	363	329	34	317	177	140	735	596	139
OVERALL AVERAGE		33.8	25.5	8.3	15.4	11.5	3.9	11.7	10.6	1.1	10.2	5.7	4.5	23.7	19.2	4.5
BIG 12-ONLY TOTAL		580	468	112	243	206	37	215	213	2	145	102	43	359	330	29
BIG 12-ONLY AVERAGE		32.2	26.0	6.2	13.5	11.4	2.1	11.9	11.8	0.1	8.1	5.7	2.4	19.9	18.3	1.6
NON-CONF.-ONLY TOTAL		468	322	146	235	150	85	148	116	32	172	75	97	376	266	110
NON-CONF.-ONLY AVERAGE		36.0	24.8	11.2	18.1	11.5	6.5	11.4	8.9	2.5	13.2	5.8	7.5	28.9	20.5	8.5

( ) - indicates negative number

## LEAD-DEFICIT BREAKDOWN // GAME-BY-GAME

DATE	OPP.	FIRST HALF SCORE			SECOND HALF SCORE			FINAL SCORE			LARGEST		TIMES TIED	LEAD CHANGES	TIME LED	
		KU	OPP	MARGIN	KU	OPP	MARGIN	UT	OPP	MARGIN	LEAD	DEFICIT			MIN.	%
11/13	NORTHERN COLO.	53	31	22	56	41	15	109	72	37	45	0	0	0	39.0	98%
11/17	vs. Michigan State	41	35	6	32	44	(12)	73	79	(6)	13	(6)	5	7	30.7	77%
11/23	vs. Chaminade	53	33	20	70	39	31	123	72	51	55	(3)	0	1	38.1	95%
11/24	vs. UCLA	59	33	26	33	40	(7)	92	73	19	29	0	0	0	39.4	99%
11/25	vs. Vanderbilt	26	30	(4)	44	33	11	70	63	7	13	(10)	4	1	17.6	44%
12/1	LOYOLA	40	36	4	54	25	29	94	61	33	36	0	4	0	37.5	94%
12/5	HARVARD	38	29	9	37	40	(3)	75	69	6	16	0	3	0	38.9	97%
12/9	HOLY CROSS	50	33	17	46	26	20	92	59	33	35	0	0	0	39.8	99%
12/12	OREGON STATE	29	39	(10)	54	28	26	82	67	15	16	(14)	4	3	15.7	39%
12/19	MONTANA	44	24	20	44	22	22	88	46	42	51	(2)	0	1	39.2	98%
12/22	at San Diego State	39	27	12	31	30	1	70	57	13	17	0	1	0	38.2	95%
12/29	UC IRVINE	28	26	2	50	27	23	78	53	25	26	(4)	2	8	30.5	76%
1/2	BAYLOR	46	32	14	56	42	14	102	74	28	28	(1)	0	1	39.1	98%
1/4	OKLAHOMA	40	44	(4)	37 OT: 9 20T: 8 30T: 15	33 9 8 12	4 0 0 3	109	106	3	11	(10)	13	13	19.9	36%
1/9	at Texas Tech	29	27	2	40	32	8	69	59	10	10	(1)	6	2	35.7	89%
1/12	at West Virginia	29	37	(8)	34	37	(3)	63	74	(11)	5	(14)	1	8	5.3	13%
1/16	TCU	37	28	9	33	35	(2)	70	63	7	19	(4)	1	5	33.3	83%
1/19	at Oklahoma State	38	43	(5)	29	43	(14)	67	86	(19)	4	(22)	6	12	5.5	14%
1/23	TEXAS	30	35	(5)	46	32	14	76	67	9	13	(12)	3	1	12.5	31%
1/25	at Iowa State	43	36	7	29	49	(20)	72	85	(13)	10	(13)	3	1	28.4	71%
1/30	KENTUCKY	40	46	(6)	36 OT: 14	30 8	6 0	90	84	6	9	(8)	12	18	13.6	30%
2/3	KANSAS STATE	39	29	10	38	30	8	77	59	18	18	(9)	6	7	25.9	65%
2/6	at TCU	38	20	18	37	36	1	75	56	19	24	0	0	0	39.7	99%
2/9	WEST VIRGINIA	36	29	7	39	36	3	75	65	10	14	0	2	0	37.4	94%
2/13	at Oklahoma	38	33	5	38	39	(1)	76	72	4	14	(6)	4	13	29.9	75%
2/15	OKLAHOMA STATE	47	34	13	47	33	14	94	67	27	29	(9)	2	3	25.3	63%
2/20	at K-State	39	29	10	33	34	(1)	72	63	9	17	(4)	6	4	27.6	69%
2/23	at Baylor	33	36	(3)	33	24	9	66	60	6	7	(8)	8	17	15.7	39%
2/27	TEXAS TECH	37	29	8	30	29	1	67	58	9	20	0	0	0	39.8	99%
2/29	at Texas	47	23	24	39	33	6	86	56	30	33	0	0	0	39.3	98%
3/5	IOWA STATE	37	36	1	48	42	6	85	78	7	8	(4)	9	14	25.8	65%
3/10	Big 12 Quarterfinals															
3/11	Big 12 Semifinals															
3/12	Big 12 Final															
TBA	NCAA First Round															
TBA	NCAA Second Round															
TBA	NCAA Sweet 16															
TBA	NCAA Elite Eight															
4/2	NCAA Final Four															
4/4	NCAA Championship															

() - indicates negative number

## WIN/LOSS MARGIN

	1	2	3	4	5	6	7	8	9	10	11-15	16-29	30+
Wins	-	-	1	1	-	3	3	-	3	2	2	6	6
Losses	-	-	-	-	-	1	-	-	1	-	2	-	-

## LEADS AND DEFICITS

KU's Biggest Halftime Lead Blown	8 (38-29) vs. Harvard, 12-5-15
KU's Biggest Halftime Deficit Erased	11 (39-28) vs. Oregon State, 12-12-15
KU's Biggest Lead Blown	16 (32-16) vs. Harvard, 12-5-15
KU's Biggest Lead Blown in a Loss	13 (28-15) vs. Michigan State, 11-17-15
KU's Biggest Deficit Overcome	14 (39-25) vs. Oregon State, 12-12-15





## THE LAST TIME...

**A TEAM HAD 7 OR FEWER ASSISTS IN A GAME**

KU ..... 7 at Oklahoma, 3-7-15  
Opp ..... 3 by Texas, 2-29-16

**A TEAM COMMITTED 25 TURNOVERS IN A GAME**

KU ..... 27 vs. Missouri, 2-9-09  
Opp ..... 26 by UMKC, 1-5-11

**A TEAM COMMITTED 7 OR FEWER TURNOVERS IN A GAME**

KU ..... 7 vs. Oklahoma State, 2-15-16  
Opp ..... 5 by Iowa State, 3-5-16

**A TEAM HAD 15+ STEALS IN A GAME**

KU ..... 15 vs. Towson, 11-11-11  
Opp ..... 22 by West Virginia, 1-16-16

**A TEAM DID NOT HAVE A STEAL IN A GAME**

KU ..... vs. Syracuse, 3-18-01  
Opp ..... Oakland, 1-25-09

**A TEAM HAD 10+ BLOCKED SHOTS IN A GAME**

KU ..... 10 vs. Texas, 2-28-15  
Opp ..... 12 by Oklahoma, 1-4-16

**A TEAM DID NOT BLOCK A SHOT IN A GAME**

KU ..... at Oklahoma State, 1-20-16  
Opp ..... Stanford, 3-23-14

**A TEAM COMMITTED 30+ FOULS IN A GAME**

KU ..... 31 at Texas, 2-1-14  
Opp ..... 33 by vs. Kentucky, 1-30-16

**A TEAM COMMITTED 10 OR FEWER FOULS IN A GAME**

KU ..... 9 vs. Lafayette, 12-20-14  
Opp ..... 10 by Missouri, 2-4-12

**A TEAM HAD TWO PLAYERS DISQUALIFIED (FOUL OUT)**

KU ..... Landen Lucas / Jamari Traylor at Kansas State, 2-20-16  
Opp ..... Jordan Davis / Spencer Mathis of Northern Colorado, 11-13-15

**A TEAM HAD THREE PLAYERS DISQUALIFIED (FOUL OUT)**

KU ..... Kirk Hinrich / Keith Langford / Michael Lee vs. Oklahoma, 2-23-03  
Opp ..... Poythress / Willis / Lee / Labissiere of Kentucky, 1-30-16

**A TEAM SCORED 50+ POINTS IN A HALF**

KU ..... 56, 2nd half vs. Baylor (1-2-16)  
Opp ..... 50, 2nd half by Iowa State, 1-17-15

**A TEAM SCORED 60+ POINTS IN A HALF**

KU ..... 70, 2nd half vs. Chaminade, 11-23-15  
Opp ..... 60, 2nd half by Texas Tech, 2-13-99

**A TEAM HAD 20 OR FEWER POINTS IN A HALF**

KU ..... 18, 1st half at Baylor, 1-7-15  
Opp ..... 20, 1st half by TCU, 2-6-16

**A TEAM SHOT 70% OR BETTER FG IN A HALF**

KU ..... 70.4 (19-27) vs. Holy Cross, 12-9-15  
Opp ..... 75.0%, 1st half by Baylor, 1-25-93

**A TEAM SHOT 20% OR WORSE FG IN A HALF**

KU ..... 13.6%, 1st half at TCU, 2-6-13  
Opp ..... 20.0%, 1st half by Baylor, 3-13-15

**A TEAM MADE 7+ 3-POINTERS IN A HALF**

KU ..... 7, 1st half vs. Oklahoma State, 2-15-16  
Opp ..... 8, 2nd half, Oklahoma, 2-13-16

**A TEAM DID NOT MAKE A FREE THROW IN A HALF**

KU ..... 1st half at Iowa State, 1-25-16  
Opp ..... 1st half by Richmond, 12-15-12

**A TEAM DID NOT ATTEMPT A FREE THROW IN A HALF**

KU ..... 1st half at Iowa State, 1-25-16  
Opp ..... 1st half by Richmond, 12-15-12

**A TEAM HAD 30+ REBOUNDS IN A HALF**

KU ..... 31, 1st half at Oklahoma, 3-7-15  
Opp ..... 32, 1st half by Rhode Island, 12-30-06

**A TEAM HAD 15+ ASSISTS IN A HALF**

KU ..... 18, 2nd half vs. Chaminade, 11-23-15  
Opp ..... 15, 1st half by North Carolina, 3-25-12

**A TEAM HAD 10+ STEALS IN A HALF**

KU ..... 10, 2nd half vs. UMKC, 1-5-11  
Opp ..... 11, 2nd half by Long Beach State, 12-6-11

**A TEAM HAD 7+ BLOCKED SHOTS IN A HALF**

KU ..... 7, 1st half, vs. Texas, 2-22-14  
Opp ..... 7, 1st half and 2nd half by Texas, 2-28-15

**A PLAYER SCORED 30+ POINTS IN A GAME**

KU ..... 33 by Wayne Selden Jr. vs. Kentucky, 1-30-16  
Opp ..... 46 by Buddy Hield of Oklahoma, 1-4-16

**A PLAYER SCORED 40+ POINTS IN A GAME**

KU ..... 41 by Andrew Wiggins at West Virginia, 3-8-14  
Opp ..... 46 by Buddy Hield of Oklahoma, 1-4-16

**A PLAYER SHOT 80% OR BETTER FG IN A GAME (MIN. 10 ATT.)**

KU ..... 81.8 (9-11), Perry Ellis at Texas, 2-29-16  
Opp ..... 82.4 (14-17) by Jaysean Paige of West Virginia, 1-12-16

**A PLAYER MADE 7+ 3-POINTERS IN A GAME**

KU ..... 8 by Mario Chalmers vs. Texas, 3-16-08  
Opp ..... 8 by Buddy Hield of Oklahoma, 1-4-16

**A PLAYER SHOT 100% 3-POINT FG (MIN. 5 ATT.)**

KU ..... 5-5 by Svi Mykhailiuk vs. Texas Tech, 12-27-16  
Opp ..... 5-5 by Desmond Mason of Oklahoma State, 2-7-00

**A PLAYER MADE 12+ FREE THROWS IN A GAME**

KU ..... 15 (15-19) by Kelly Oubre Jr. vs. TCU, 3-12-15  
Opp ..... 12 (12-14) by Buddy Hield of Oklahoma, 1-4-16

**A PLAYER SHOT 100% FREE THROWS IN A GAME (MIN. 10 ATT.)**

KU ..... 10-10 by Perry Ellis vs. Montana, 12-19-15  
Opp ..... 12-12 by Taurean Prince of Baylor, 1-2-16

**A PLAYER HAD 8+ OFFENSIVE REBOUNDS IN A GAME**

KU ..... 9 by Jeff Withey vs. Baylor, 1-16-12  
Opp ..... 8 by Prince Ibeh of Texas, 2-29-16

**A PLAYER HAD 12+ DEFENSIVE REBOUNDS IN A GAME**

KU ..... 12 by Landen Lucas vs. WEST VIRGINIA, 2-9-16  
Opp ..... 15 by Ryan Spangler of Oklahoma, 1-4-16

**A PLAYER HAD 15+ TOTAL REBOUNDS IN A GAME**

KU ..... 18 by Landen Lucas vs. WEST VIRGINIA, 2-9-16  
Opp ..... 18 by Ryan Spangler of Oklahoma, 1-4-16

**A PLAYER HAD 10+ ASSISTS IN A GAME**

KU ..... 12 by Naadir Tharpe vs. Iowa State, 1-29-14  
Opp ..... 12 by Denzel Valentine of Michigan State, 11-17-15

**A PLAYER HAD 7+ TURNOVERS IN A GAME**

KU ..... 7 by Frank Mason III at West Virginia, 1-12-16  
Opp ..... 8 by Trey Zeigler of TCU, 3-12-15

**A PLAYER HAD 7+ BLOCKED SHOTS IN A GAME**

KU ..... 8 by Joel Embiid vs. Oklahoma State, 1-18-14  
Opp ..... 7 by Prince Ebeh of Texas, 1-23-16

**A PLAYER HAD 7+ STEALS IN A GAME**

KU ..... 7 by Xavier Henry vs. Baylor, 1-20-10  
Opp ..... 7 by Terry Black of Baylor, 2-26-00

**A PLAYER PLAYED ALL 40 MINUTES IN REGULATION**

KU ..... Wayne Selden Jr. vs. Vanderbilt, 11-25-15  
Opp ..... Monte Morris of Iowa State, 3-5-16

CONFERENCE-ONLY STATS

RECORD:	OVERALL	HOME	AWAY	NEUTRAL
ALL GAMES	15-3	9-0	6-3	0-0
CONFERENCE	15-3	9-0	6-3	0-0
NON-CONFERENCE	0-0	0-0	0-0	0-0

		Total					3-Point		F-Throw		Rebounds											
#	Player	gp-gs	min	avg	fg-fga	fg%	3fg-fga	3fg%	ft-fa	ft%	off	def	tot	avg	pf	dq	a	to	blk	stl	pts	avg
34	Ellis, Perry	18-18	587	32.6	124-238	.521	18-41	.439	53-67	.791	27	77	104	5.8	31	0	32	30	13	8	319	17.7
00	Mason III, Frank	18-18	620	34.4	73-171	.427	23-59	.390	75-105	.714	16	65	81	4.5	46	1	70	39	0	18	244	13.6
04	Graham, Devonte'	18-17	606	33.7	72-147	.490	38-83	.458	32-39	.821	7	56	63	3.5	44	1	64	36	2	18	214	11.9
01	Selden Jr., Wayne	18-17	543	30.2	75-184	.408	32-94	.340	22-46	.478	14	45	59	3.3	36	0	40	32	3	10	204	11.3
33	Lucas, Landen	18-11	351	19.5	34-56	.607	0-0	.000	32-47	.681	48	81	129	7.2	52	2	6	19	18	8	100	5.6
14	Greene, Brannen	17-0	206	12.1	25-51	.490	17-37	.459	17-18	.944	2	39	41	2.4	17	0	10	17	0	3	84	4.9
10	Mykhailiuk, Svi	16-0	193	12.1	24-58	.414	16-39	.410	7-10	.700	5	14	19	1.2	16	0	15	8	2	9	71	4.4
31	Traylor, Jamari	18-1	223	12.4	24-42	.571	0-0	.000	7-10	.700	14	34	48	2.7	46	2	9	17	16	11	55	3.1
15	Bragg Jr., Carlton	18-0	126	7.0	22-39	.564	2-3	.667	7-10	.700	14	21	35	1.9	25	0	3	12	2	5	53	2.9
02	Vick, Lagerald	8-0	25	3.1	5-9	.556	5-8	.625	0-0	.000	0	1	1	0.1	3	0	0	1	0	0	15	1.9
42	Mickelson, Hunter	11-6	67	6.1	7-19	.368	0-0	.000	3-6	.500	10	9	19	1.7	12	0	3	2	5	2	17	1.5
13	Diallo, Cheick	17-1	109	6.4	11-21	.524	0-0	.000	3-8	.375	10	29	39	2.3	17	0	0	8	15	5	25	1.5
05	Manning, Evan	5-1	12	2.4	0-1	.000	0-1	.000	0-0	.000	0	0	0	0.0	3	0	1	0	0	0	0	0.0
11	Self, Tyler	4-0	7	1.8	0-0	.000	0-0	.000	0-0	.000	0	0	0	0.0	1	0	0	0	0	1	0	0.0
Team											27	17	44		1			6				
Total.....		18	3675		496-1036	.479	151-365	.414	258-366	.705	194	488	682	37.9	350	6	253	227	76	98	1401	77.8
Opponents.....		18	3675		416-1061	.392	118-334	.353	298-403	.739	210	405	615	34.2	349	-	202	205	63	116	1248	69.3

TEAM STATISTICS	KU	OPP	Date	Opponent	Score	Att.
SCORING	1401	1248	* 01/02/16	BAYLOR	w 102-74	16300
Points per game	77.8	69.3	* 01/04/16	OKLAHOMA	Wo3 109-106	16300
Scoring margin	+8.5	-	* 01/09/16	at Texas Tech	w 69-59	14231
FIELD GOALS-ATT	496-1036	416-1061	* 01/12/16	at West Virginia	L 63-74	12097
Field goal pct	.479	.392	* 01/16/16	TCU	w 70-63	16300
3 POINT FG-ATT	151-365	118-334	* 01/19/16	at Oklahoma State	L 67-86	11383
3-point FG pct	.414	.353	* 01/23/16	TEXAS	w 76-67	16300
3-pt FG made per game	8.4	6.6	* 01/25/16	at Iowa State	L 72-85	14384
FREE THROWS-ATT	258-366	298-403	* 02/03/16	KANSAS STATE	w 77-59	16300
Free throw pct	.705	.739	* 02/06/16	at TCU	w 75-56	6516
F-Throws made per game	14.3	16.6	* 02/09/16	WEST VIRGINIA	w 75-65	16300
REBOUNDS	682	615	* 02/13/16	at Oklahoma	w 76-72	12247
Rebounds per game	37.9	34.2	* 02/15/16	OKLAHOMA STATE	w 94-67	16300
Rebounding margin	+3.7	-	* 02/20/16	at Kansas State	w 72-63	12528
ASSISTS	253	202	* 02/23/16	at Baylor	w 66-60	8259
Assists per game	14.1	11.2	* 02/27/16	TEXAS TECH	w 67-58	16300
TURNOVERS	227	205	* 02/29/16	at Texas	w 86-56	16540
Turnovers per game	12.6	11.4	* 03/05/16	IOWA STATE	w 85-78	16300
Turnover margin	-1.2	-				
Assist/turnover ratio	1.1	1.0	* - Big 12 Conference game			
STEALS	98	116	! - State Farm Champions Classic (Chicago, IL - United Center)			
Steals per game	5.4	6.4	# - Maui Jim Maui Invitational (Lahaina, HI - Lahina Civic Center)			
BLOCKS	76	63				
Blocks per game	4.2	3.5				
ATTENDANCE	146700	108185				
Home games-Avg/Game	9-16300	9-12021				
Neutral site-Avg/Game	-	0-0				

Score by Periods	1st	2nd	OT	OT2	OT3	Totals
Kansas	683	686	9	8	15	1401
Opponents	580	639	9	8	12	1248

RECORD:	OVERALL	HOME	AWAY	NEUTRAL
ALL GAMES	27-4	17-0	7-3	3-1
CONFERENCE	15-3	9-0	6-3	0-0
NON-CONFERENCE	12-1	8-0	1-0	3-1

##	Player	gp-gs	min	avg	Total		3-Point		F-Throw		Rebounds				pf		a		blk		stl		pts		avg
					fg-fga	fg%	3fg-fga	3fg%	ft-fla	ft%	off	def	tot	avg	pf	dq	a	to	blk	stl	pts				
34	Ellis, Perry	31-31	941	30.4	189-363	.521	26-57	.456	106-139	.763	57	130	187	6.0	51	0	44	46	16	15	510	16.5			
00	Mason III, Frank	31-31	1027	33.1	129-295	.437	38-92	.413	120-164	.732	23	113	136	4.4	64	1	142	58	2	42	416	13.4			
01	Selden Jr., Wayne	31-30	916	29.5	149-316	.472	66-158	.418	51-89	.573	24	80	104	3.4	62	0	78	55	9	24	415	13.4			
04	Graham, Devonte'	31-29	1002	32.3	119-259	.459	59-135	.437	49-67	.731	11	87	98	3.2	66	1	110	46	3	40	346	11.2			
14	Greene, Brannen	25-1	326	13.0	43-77	.558	30-58	.517	38-44	.864	3	53	56	2.2	28	0	19	24	1	6	154	6.2			
10	Mykhailiuk, Svi	28-0	371	13.3	55-130	.423	31-82	.378	13-18	.722	9	26	35	1.3	32	0	27	19	5	11	154	5.5			
33	Lucas, Landen	29-12	487	16.8	54-89	.607	0-1	.000	46-71	.648	67	115	182	6.3	74	2	13	30	19	11	154	5.3			
15	Bragg Jr., Carlton	31-0	278	9.0	51-89	.573	2-5	.400	10-16	.625	29	43	72	2.3	44	0	14	25	6	12	114	3.7			
31	Traylor, Jamari	30-8	415	13.8	37-66	.561	0-0	.000	25-34	.735	33	64	97	3.2	71	2	18	29	25	18	99	3.3			
13	Diallo, Cheick	25-1	194	7.8	29-53	.547	0-0	.000	14-26	.538	16	48	64	2.6	36	1	1	17	22	7	72	2.9			
42	Mickelson, Hunter	23-11	189	8.2	23-49	.469	0-1	.000	9-14	.643	18	36	54	2.3	36	0	12	6	21	12	55	2.4			
02	Vick, Lagerald	16-0	77	4.8	12-21	.571	7-15	.467	1-4	.250	1	3	4	0.3	5	0	6	6	0	2	32	2.0			
05	Manning, Evan	13-1	33	2.5	3-6	.500	3-6	.500	0-0	.000	0	2	2	0.2	6	0	1	1	0	4	9	0.7			
21	Young, Clay	7-0	17	2.4	1-1	1.000	0-0	.000	2-4	.500	0	3	3	0.4	2	0	0	1	0	0	4	0.6			
11	Self, Tyler	12-0	27	2.3	1-4	.250	1-3	.333	0-1	.000	1	1	2	0.2	4	0	3	7	0	1	3	0.3			
	Team										44	35	79		1		9								
	Total.....	31	6300		895-1818	.492	263-613	.429	484-691	.700	336	839	1175	37.9	582	7	488	379	129	205	2537	81.8			
	Opponents.....	31	6300		711-1792	.397	196-591	.332	485-663	.732	332	691	1023	33.0	637	-	342	414	105	187	2103	67.8			

TEAM STATISTICS	KU	OPP	Date	Opponent	Score	Att.
SCORING	2537	2103	11/13/15	NORTHERN COLO.	W 109-72	16300
Points per game	81.8	67.8	! 11/17/15	vs Michigan State	L 73-79	21461
Scoring margin	+14.0	-	# 11/23/15	vs Chaminade	W 123-72	2400
FIELD GOALS-ATT	895-1818	711-1792	# 11/24/15	vs UCLA	W 92-73	2400
Field goal pct	.492	.397	# 11/25/15	vs Vanderbilt	W 70-63	2400
3 POINT FG-ATT	263-613	196-591	12/01/15	LOYOLA MARYLAND	W 94-61	16300
3-point FG pct	.429	.332	12/05/15	HARVARD	W 75-69	16300
3-pt FG made per game	8.5	6.3	12/09/15	HOLY CROSS	W 92-59	16300
FREE THROWS-ATT	484-691	485-663	12/12/15	OREGON STATE	W 82-67	18612
Free throw pct	.700	.732	12/19/15	MONTANA	W 88-46	16300
F-Throws made per game	15.6	15.6	12/22/15	at San Diego State	W 70-57	12414
REBOUNDS	1175	1023	12/29/15	UC IRVINE	W 78-53	16300
Rebounds per game	37.9	33.0	* 01/02/16	BAYLOR	W 102-74	16300
Rebounding margin	+4.9	-	* 01/04/16	OKLAHOMA	Wo3 109-106	16300
ASSISTS	488	342	* 01/09/16	at Texas Tech	W 69-59	14231
Assists per game	15.7	11.0	* 01/12/16	at West Virginia	L 63-74	12097
TURNOVERS	379	414	* 01/16/16	TCU	W 70-63	16300
Turnovers per game	12.2	13.4	* 01/19/16	at Oklahoma State	L 67-86	11383
Turnover margin	+1.1	-	* 01/23/16	TEXAS	W 76-67	16300
Assist/turnover ratio	1.3	0.8	* 01/25/16	at Iowa State	L 72-85	14384
STEALS	205	187	01/30/16	KENTUCKY	Wot 90-84	16300
Steals per game	6.6	6.0	* 02/03/16	KANSAS STATE	W 77-59	16300
BLOCKS	129	105	* 02/06/16	at TCU	W 75-56	6516
Blocks per game	4.2	3.4	* 02/09/16	WEST VIRGINIA	W 75-65	16300
ATTENDANCE	279412	149260	* 02/13/16	at Oklahoma	W 76-72	12247
Home games-Avg/Game	17-16436	10-12060	* 02/15/16	OKLAHOMA STATE	W 94-67	16300
Neutral site-Avg/Game	-	4-7165	* 02/20/16	at Kansas State	W 72-63	12528
			* 02/23/16	at Baylor	W 66-60	8259
			* 02/27/16	TEXAS TECH	W 67-58	16300
			* 02/29/16	at Texas	W 86-56	16540
			* 03/05/16	IOWA STATE	W 85-78	16300
Score by Periods	1st	2nd	OT	OT2	OT3	Totals
Kansas	1222	1269	23	8	15	2537
Opponents	1002	1064	17	8	12	2103

\* - Big 12 Conference game  
! - State Farm Champions Classic (Chicago, IL - United Center)  
# - Maui Jim Maui Invitational (Lahaina, HI - Lahaina Civic Center)

## SEASON / CAREER STATS

## SEASON STATISTICS

## CAREER STATISTICS

SUMMARY	gp-gs	min/g	fg%	3fg%	ft%	r/g	a/g	stl	blk	pts/g	gp-gs	min/g	fg%	3fg%	ft%	r/g	a/g	stl	blk	pts/g
Ellis, Perry	31-31	30.4	.521	.456	.763	6.0	1.4	15	16	16.5	137-102	24.8	.503	.439	.749	5.8	1.0	87	69	12.2
Mason III, Frank	31-31	33.1	.437	.413	.732	4.4	4.6	42	2	13.4	102-70	27.5	.435	.400	.739	3.2	3.5	110	7	10.4
Selden Jr., Wayne	31-30	29.5	.472	.418	.573	3.4	2.5	24	9	13.4	102-101	29.4	.431	.374	.622	2.9	2.5	71	39	10.7
Graham, Devonte'	31-29	32.3	.459	.437	.731	3.2	3.5	40	3	11.2	60-29	25.3	.439	.434	.727	2.4	2.9	65	3	8.5
Greene, Brannen	25-1	13.0	.558	.517	.864	2.2	0.8	6	1	6.2	88-3	11.8	.455	.428	.883	1.8	0.6	22	5	4.8
Mykhailiuk, Svi	28-0	13.3	.423	.378	.722	1.3	1.0	11	5	5.5	54-6	12.3	.377	.343	.750	1.2	0.8	19	6	4.2
Lucas, Landen	29-12	16.8	.607	.000	.648	6.3	0.4	11	19	5.3	83-26	13.0	.572	.000	.632	4.2	0.3	22	44	3.6
Bragg Jr., Carlton	31-0	9.0	.573	.400	.625	2.3	0.5	12	6	3.7	31-0	9.0	.573	.400	.625	2.3	0.5	12	6	3.7
Traylor, Jamari	30-8	13.8	.561	.000	.735	3.2	0.6	18	25	3.3	136-27	15.0	.538	.000	.642	3.3	0.6	77	118	3.7
Diallo, Cheick	25-1	7.8	.547	.000	.538	2.6	0.0	7	22	2.9	25-1	7.8	.547	.000	.538	2.6	0.0	7	22	2.9
Mickelson, Hunter	23-11	8.2	.469	.000	.643	2.3	0.5	12	21	2.4	42-11	7.7	.481	.000	.759	2.1	0.3	19	40	2.4
Vick, Lagerald	16-0	4.8	.571	.467	.250	0.3	0.4	2	0	2.0	16-0	4.8	.571	.467	.250	0.3	0.4	2	0	2.0
Manning, Evan	13-1	2.5	.500	.500	.000	0.2	0.1	4	0	0.7	40-1	2.6	.409	.389	.500	0.2	0.1	10	0	0.7
Young, Clay	7-0	2.4	1.000	.000	.500	0.4	0.0	0	0	0.6	7-0	2.4	1.000	.000	.500	0.4	0.0	0	0	0.6
Self, Tyler	12-0	2.3	.250	.333	.000	0.2	0.3	1	0	0.3	30-0	2.1	.286	.143	.000	0.2	0.2	1	0	0.3

SCORING	fg-fga	fg%	3fg-fga	3fg%	ft-fta	ft%	pts	pts/g	fg-fga	fg%	3fg-fga	3fg%	ft-fta	ft%	pts	pts/g
Ellis, Perry	189-363	.521	26-57	.456	106-139	.763	510	16.5	605-1203	.503	54-123	.439	403-538	.749	1667	12.2
Mason III, Frank	129-295	.437	38-92	.413	120-164	.732	416	13.4	342-786	.435	98-245	.400	277-375	.739	1059	10.4
Selden Jr., Wayne	149-316	.472	66-158	.418	51-89	.573	415	13.4	382-886	.431	154-412	.374	176-283	.622	1094	10.7
Graham, Devonte'	119-259	.459	59-135	.437	49-67	.731	346	11.2	165-376	.439	76-175	.434	104-143	.727	510	8.5
Greene, Brannen	43-77	.558	30-58	.517	38-44	.864	154	6.2	120-264	.455	80-187	.428	98-111	.883	418	4.8
Mykhailiuk, Svi	55-130	.423	31-82	.378	13-18	.722	154	5.5	81-215	.377	46-134	.343	18-24	.750	226	4.2
Lucas, Landen	54-89	.607	0-1	.000	46-71	.648	154	5.3	107-187	.572	0-1	.000	86-136	.632	300	3.6
Bragg Jr., Carlton	51-89	.573	2-5	.400	10-16	.625	114	3.7	51-89	.573	2-5	.400	10-16	.625	114	3.7
Traylor, Jamari	37-66	.561	0-0	.000	25-34	.735	99	3.3	193-359	.538	0-0	.000	120-187	.642	506	3.7
Diallo, Cheick	29-53	.547	0-0	.000	14-26	.538	72	2.9	29-53	.547	0-0	.000	14-26	.538	72	2.9
Mickelson, Hunter	23-49	.469	0-1	.000	9-14	.643	55	2.4	39-81	.481	0-1	.000	22-29	.759	100	2.4
Vick, Lagerald	12-21	.571	7-15	.467	1-4	.250	32	2.0	12-21	.571	7-15	.467	1-4	.250	32	2.0
Manning, Evan	3-6	.500	3-6	.500	0-0	.000	9	0.7	9-22	.409	7-18	.389	1-2	.500	26	0.7
Young, Clay	1-1	1.000	0-0	.000	2-4	.500	4	0.6	1-1	1.000	0-0	.000	2-4	.500	4	0.6
Self, Tyler	1-4	.250	1-3	.333	0-1	.000	3	0.3	4-14	.286	1-7	.143	0-2	.000	9	0.3

TOTALS	o-reb	d-reb	t-reb	pf	fo	ast	to	a/to	o-reb	d-reb	t-reb	pf	fo	ast	to	a/to
Ellis, Perry	57	130	187	51	0	44	46	1.0	248	551	799	255	3	143	164	0.9
Mason III, Frank	23	113	136	64	1	142	58	2.4	53	270	323	194	2	356	169	2.1
Selden Jr., Wayne	24	80	104	62	0	78	55	1.4	90	207	297	208	3	260	195	1.3
Graham, Devonte'	11	87	98	66	1	110	46	2.4	19	122	141	110	1	171	79	2.2
Greene, Brannen	3	53	56	28	0	19	24	0.8	18	140	158	99	0	56	69	0.8
Mykhailiuk, Svi	9	26	35	32	0	27	19	1.4	17	49	66	49	0	44	34	1.3
Lucas, Landen	67	115	182	74	2	13	30	0.4	127	224	351	164	3	25	66	0.4
Bragg Jr., Carlton	29	43	72	44	0	14	25	0.6	29	43	72	44	0	14	25	0.6
Traylor, Jamari	33	64	97	71	2	18	29	0.6	160	282	442	284	6	87	147	0.6
Diallo, Cheick	16	48	64	36	1	1	17	0.1	16	48	64	36	1	1	17	0.1
Mickelson, Hunter	18	36	54	36	0	12	6	2.0	33	55	88	61	0	13	15	0.9
Vick, Lagerald	1	3	4	5	0	6	6	1.0	1	3	4	5	0	6	6	1.0
Manning, Evan	0	2	2	6	0	1	1	1.0	0	9	9	18	0	5	8	0.6
Young, Clay	0	3	3	2	0	0	1	0.0	0	3	3	2	0	0	1	0.0
Self, Tyler	1	1	2	4	0	3	7	0.4	1	4	5	8	0	6	13	0.5





**0 FRANK MASON III**  
JR • G • Petersburg, Va.

**SEASON / BIG 12 SEASON / CAREER**

PPG	RPG	APG	FG%	3FG%	FT%
13.4	4.4	4.6	44%	41%	73%
13.6	4.5	3.9	43%	39%	71%
10.4	3.2	3.5	44%	40%	74%

**CAREER HIGHS**

PTS	21	3x last HARVARD (12-5-15)
REB	10	2x last at Texas Tech (1-9-16)
AST	9	3x last MONTANA (12-19-15)
BLK	1	7x last MONTANA (12-19-15)
STL	4	3x last HARVARD (12-5-15)
MIN	53	OKLAHOMA (01-04-16)

2016 All-Big 12 Second Team and Big 12 All-Defensive Team... Is averaging 14.8 ppg and shooting 61.9 FG Pct. in his last five games... Has 33 assists and seven TOs in his last seven games... Has four games of 7+ rebounds and 10 games with 6+ assists... Posted his second career DD (17 points, 10 rebounds) at TTU (1/9)... Co-MVP of the 2015 Maui Invitational... Ranks in the Big 12 in scoring (8th, 13.4), assists (4th, 4.6), steals (12th, 1.4), FT Pct. (14th, 73.2), assist-to-turnover ratio (4th, 2.4)... MVP of the 2015 WUG gold medal contest... Preseason All-Big 12 HM.



**1 WAYNE SELDEN JR.**  
JR • G • Roxbury, Mass.

**SEASON / BIG 12 SEASON / CAREER**

PPG	RPG	APG	FG%	3FG%	FT%
13.4	3.4	2.5	47%	41%	59%
11.2	3.3	2.2	40%	32%	50%
10.7	2.9	2.6	43%	37%	63%

**CAREER HIGHS**

PTS	33	KENTUCKY (1-30-16)
REB	8	vs. Baylor (3-13-15)
AST	9	2x last NORTHERN COLO. (11-13-15)
BLK	4	KANSAS STATE (1-31-15)
STL	3	3x last TEXAS TECH (1-10-15)
MIN	44	KENTUCKY (1-30-16)

2016 All-Big 12 Second Team... His 16 points vs. Iowa State (3/5) were his most in five games... Leads KU with 66 3-pointers made this season... Shot 50 percent or better from 3-point range in six Big 12 games... Has made 2-plus 3-pointers 17 times this season and 3-plus treys 14 times... Has five 20-point games this season... Co-Big 12 Player of the Week (11/30)... Co-MVP of the Maui Invitational... Ranks in the Big 12 in scoring (9th, 13.4), FG Pct. (11th, 47.2), 3FG Pct. (6th, 41.8) and 3FGs made (3rd, 2.1)... Summer 2015 World University Games MVP where he averaged 19.3 ppg.



**2 LAGERALD VICK**  
FR • G • Memphis, Tenn.

**SEASON / BIG 12 SEASON**

PPG	RPG	APG	FG%	3FG%	FT%
1.9	0.3	0.4	55%	43%	25%
1.7	0.1	0.0	50%	57%	-

**CAREER HIGHS**

PTS	6	vs. Chaminade (11-23-15)
REB	2	vs. Chaminade (11-23-15)
AST	2	3x last HOLY CROSS (12-9-15)
BLK	--	
STL	1	HOLY CROSS (12-9-15)
MIN	15	vs. Chaminade (11-23-15)

Has played in 16 games in 2015-16, including eight league contests... Has made a 3-pointer in seven games, including one at Texas (2/29), at TCU (2/6) and at Oklahoma State (1/19)... Had six points, two rebounds and two assists vs. Chaminade (11/23)... Played 11 minutes with three points vs. Northern Colorado (11/14)... Averaged 4.5 points and 2.3 rebounds in eight games at the 2015 World University Games for USA in winning gold.



**4 DEVONTE' GRAHAM**  
SO • G • Raleigh, N.C.


**SEASON / BIG 12 SEASON / CAREER**

PPG	RPG	APG	FG%	3FG%	FT%
11.2	3.2	3.5	46%	44%	73%
11.9	3.5	3.6	49%	46%	82%
8.5	2.4	2.9	44%	43%	73%

**CAREER HIGHS**

PTS	27	at Oklahoma (2-13-16)
REB	7	OKLAHOMA (1-4-16) / at Texas (2-29-16)
AST	8	NORTHERN COLORADO (11-13-15)
BLK	1	3x last at Baylor (2-23-16)
STL	5	vs. Wichita State (3-22-15)
MIN	46	OKLAHOMA (01-04-16)

2016 All-Big 12 Second Team and Big 12 All-Defensive Team... Has 19 3FGs in his last seven outings, including a 4-for-8 effort vs. Iowa State (3/5)... Is 7-for-12 3FGs in his last two games... Posted a career-high 27 points in the win at OU (2/13), including 16 points in the final eight minutes to earn Big 12 Player of the Week (2/15)... Has led KU in assists in 10 of the last 16 games and 13 times this season... Has made multiple 3-pointers 18 times this season... Has scored 10+ points in 20 games... Ranks in the Big 12 in assists (9th, 3.5), steals (t-14th, 1.3), 3FG Pct. (3rd, 43.7), 3FG made (7th, 1.9), and assist-to-turnover ratio (5th, 2.4).



**5 EVAN MANNING**  
SR • G • Lawrence, Kan.


**SEASON / BIG 12 SEASON / CAREER**

PPG	RPG	APG	FG%	3FG%	FT%
0.7	0.2	0.1	50%	50%	-
0.0	0.0	0.2	0%	0%	-
0.7	0.2	0.1	41%	39%	50%

**CAREER HIGHS**

PTS	3	7x last HOLY CROSS (12-9-15)
REB	2	WASHINGTON STATE (11-19-12)
AST	2	LAFAYETTE (12-20-14)
BLK	-	
STL	2	HOLY CROSS (12-9-15)
MIN	6	3x last LAFAYETTE (12-20-14)

One of three KU players named 2016 Academic All-Big 12 First Team... Played a season-high six minutes in starting Senior Night vs. Iowa State (3/5)... Has appeared in 13 games this season, including five league games... Had an assist vs. Baylor (1/2)... Scored three points with two steals vs. Holy Cross (12/9)... Is 3-for-5 from the field for the season, with all shots being 3-pointers... Appeared in nine games in 2014-15... Played in six games in 2013-14... The son of former KU great and current Wake Forest head coach Danny Manning, KU's all-time leading scorer with 2,951 points... Will graduate from KU in May 2016.



**10 SVI MYKHAILIUK**  
SO • G • Cherkasy, Ukraine


**SEASON / BIG 12 SEASON / CAREER**

PPG	RPG	APG	FG%	3FG%	FT%
5.5	1.3	1.0	42%	38%	72%
4.4	1.2	0.9	41%	41%	70%
4.2	1.2	0.8	38%	34%	75%

**CAREER HIGHS**

PTS	18	vs. Chaminade (11-23-15)
REB	5	RIDER (11-24-14)
AST	4	KANSAS STATE (2-3-16)
BLK	1	5x last at West Virginia (1-12-16)
STL	3	KANSAS STATE (2-3-16)
MIN	32	vs. Michigan State (11-30-14)

Is 11-for-19 FGs, including 9-for-13 3FGs in his last five games... Was 5-for-5 from 3FG vs. TTU (2/27)... Made three 3-pointers at KSU (2/20)... Had 10 points with career highs in assists (4) and steals (3) vs. KSU (2/3)... Has played 20+ minutes in four of his last eight games... Has scored in double figures six times this season... Scored a career-high 18 points with six 3-pointers vs. Chaminade (11/23)... Scored 13 points vs. UCLA (11/24)... Is the youngest player on the KU roster... Represented Ukraine at the 2014 FIBA Basketball World Cup.



**11 TYLER SELF**  
JR • G • Lawrence, Kan.

**SEASON / BIG 12 SEASON / CAREER**

PPG	RPG	APG	FG%	3FG%	FT%
0.3	0.2	0.3	25%	33%	0%
0.0	0.0	0.0	-	-	-
0.3	0.2	0.2	29%	14%	0%

**CAREER HIGHS**

PTS	3	LOYOLA-MD. (12-1-15)
REB	2	2x last TEXAS (2-16-13)
AST	1	6x last HOLY CROSS (12-9-15)
BLK	-	
STL	1	at Texas (2-29-16)
MIN	3	8x last LOYOLA-MD. (12-1-15)

Has appeared in 12 games in 2015-16, including four Big 12 contests... Had a steal at Texas (2/29)... Made a 3-pointer vs. Loyola (Md.) (12/1)... Had an assist against Chaminade (11/23)... Had an assist in three minutes of action in the season opener against Northern Colorado (11/13)... Appeared in seven games in 2014-15... Utilized a medical redshirt in 2013-14... Played in 11 games as a freshman in 2012-13... Son of KU head coach Bill Self... Will graduate from KU in May 2016.



**13 CHEICK DIALLO**  
FR • F • Kayes, Mali

**SEASON / BIG 12 SEASON**

PPG	RPG	BPG	FG%	3FG%	FT%
2.9	2.6	0.9	55%	-	54%
1.5	2.3	0.9	52%	-	38%

**CAREER HIGHS**

PTS	13	LOYOLA-MD. (12-1-15)
REB	9	TCU (1-16-16)
AST	1	MONTANA (12-19-15)
BLK	5	TCU (1-16-16)
STL	1	3x last at West Virginia (1-12-16)
MIN	21	TCU (1-16-16)

Ranks ninth in the Big 12 with 0.9 blocks per game... Has pulled down five or more rebounds in five games this season, including six vs. TTU (2/27)... Has four multiple blocked shots games... Had five rebounds and three blocked shots in seven minutes vs. OSU (2/15)... Played a season-high 21 minutes with nine points, nine rebounds and five blocked shots vs. TCU (1/16)... Missed the first five games of the season before being cleared by the NCAA... Tallied 18 points and 10 rebounds to claim MVP honors at the 2015 McDonald's All-American Game... MVP of the 2015 Jordan Brand Classic (26 points, 11 rebounds).



## 14 BRANNEN GREENE

JR • G • Juliette, Ga.

### SEASON / BIG 12 SEASON / CAREER

PPG	RPG	APG	FG%	3FG%	FT%
6.2	2.2	0.8	56%	52%	86%
4.9	2.4	0.6	49%	46%	94%
4.8	1.8	0.6	45%	43%	88%

### CAREER HIGHS

PTS	19	at Georgetown (12-10-14)
REB	7	at TCU (1-28-15)
AST	3	3x last at Iowa State (1-25-16)
BLK	1	5x last at San Diego St. (12-22-15)
STL	3	at Kansas State (2-10-14)
MIN	29	2x last at Oklahoma State (2-7-15)

Has made his last 19 free throws... Has scored in double figures six times this season, including two in Big 12 play... Has made multiple 3-pointers in eight contests this season, including five Big 12 games... 69.8 percent of his field goals are from 3-point range... Was 3-for-3 from 3-point range scoring 11 points vs. OSU (2/15)... Scored 18 points on 6-of-6 shooting (5-for-5 3FGs) vs. Northern Colorado (11/13)... Has made his last 12 free throws... Led KU in FT Pct. (91.7) last season.



## 15 CARLTON BRAGG JR.

FR • F • Cleveland, Ohio

### SEASON / BIG 12 SEASON

PPG	RPG	BPG	FG%	3FG%	FT%
3.7	2.3	0.2	57%	40%	63%
2.9	1.9	0.1	56%	67%	70%

### CAREER HIGHS

PTS	10	TCU (1-16-16)
REB	6	vs. Chaminade (11-23-15)
AST	3	vs. Oregon State (12-12-15)
BLK	1	6x last KANSAS STATE (2-3-16)
STL	2	2x last vs. Oregon State (12-12-15)
MIN	18	HOLY CROSS (12-9-15)

Shooting 19-for-31 (61.3 percent) from the field in his last 15 games... Had six points with a career-high 4-for-4 FTs vs. OSU (2/15)... Scored six points on 3-of-5 shooting vs. Kentucky (1/30)... Was 4-for-4 FGs scoring eight points at OSU (1/19)... Scored a career-high 10 points vs. TCU (1/16)... Had nine points and six rebounds against Chaminade (11/23)... Averaged 3.8 points and 3.8 rebounds for USA at the 2015 WUG... Guided Villa Angela-St. Joseph (VASJ) HS to two state titles... 2015 Division III Associated Press Ohio Player of the Year.



## 21 CLAY YOUNG

SO • G • Lansing, Kan.


### SEASON / BIG 12 SEASON

PPG	RPG	APG	FG%	3FG%	FT%
0.6	0.4	0.0	100%	-	50.0
-	-	-	-	-	-

### CAREER HIGHS

PTS	2	HOLY CROSS (12-9-15)
REB	1	3x last OREGON STATE (12-12-15)
AST	--	
BLK	--	
STL	--	
MIN	3	3x last HOLY CROSS (12-9-15)

Has appeared in seven games in 2015-16... Scored a career-high two points vs. Holy Cross (12/9)... Scored his first collegiate point vs. Chaminade (11/23)... Tore his ACL in the second game of the 2014-15 season at KCKCC and later was granted a medical redshirt... A 2014 Academic All-American while at KCKCC... Started every game and averaged 10.0 points and 5.6 rebounds while at KCKCC... Played for coach, and former Oklahoma standout, Kelly Newton.



## 22 DWIGHT COLEBY

JR • F • Nassau, Bahamas

### SEASON / BIG 12 SEASON / CAREER

PPG	RPG	APG	FG%	3FG%	FT%
-	-	-	-	-	-
-	-	-	-	-	-
10.0	3.2	3.4	43%	39%	75%

### CAREER HIGHS (\* - at Ole Miss)

PTS	12	* 2x, last at Arkansas (1-17-15)
REB	10	* at Arkansas (1-17-15)
AST	4	* FLORIDA (2-22-14)
BLK	4	* FLORIDA (2-22-14)
STL	1	* 7x last vs. Xavier (3-19-15)
MIN	28	* FLORIDA (2-22-15)

Transferred to KU from Ole Miss... Will sit out for the 2015-16 season due to NCAA transfer rules... Underwent surgery in October to repair a torn ACL... Played 62 games with seven starts in two seasons at Ole Miss, averaging 4.1 ppg, 3.5 rpg & 13.7 mpg.



## 31 JAMARI TRAYLOR

SR • F • Chicago, Ill.

### SEASON / BIG 12 SEASON / CAREER

PPG	RPG	BPG	FG%	3FG%	FT%
3.3	3.2	0.8	56%	-	74%
3.1	2.7	0.9	57%	-	70%
3.7	3.3	0.9	54%	-	64%

### CAREER HIGHS

PTS	17	vs. Eastern Kentucky (3-21-14)
REB	14	vs. Eastern Kentucky (3-21-14)
AST	3	6x last NORTHERN COLO. (11-13-15)
BLK	3	8x last vs. Chaminade (11-23-15)
STL	3	3x last at San Diego St. (12-22-15)
MIN	30	vs. West Virginia (3-3-15)

Has scored eight points in each of the last two games... Had a monster dunk at Texas (2/29) that was an ESPN Top play... Shooting 21-for-34 (.618) from the field in his last 11 games, including 14-for-21 in his last five games... Has pulled down five or more rebounds seven times this season... Leads KU with 25 blocked shots... Ranks 11th in the Big 12 with 0.8 blocks per game... Has started eight games in 2015-16... Started 18 games as a junior... Ranked 11th in the Big 12 in blocks (1.1) last year... Currently ranks 14th in KU history with 114 blocked shots.



## 33 LANDEN LUCAS

JR • F • Portland, Ore.

### SEASON / BIG 12 SEASON / CAREER

PPG	RPG	BPG	FG%	3FG%	FT%
5.3	6.3	0.7	61%	0%	65%
5.6	7.2	1.0	61%	-	68%
3.6	4.2	0.5	57%	0%	63%

### CAREER HIGHS

PTS	14	OKLAHOMA STATE (2-17-16)
REB	16	WEST VIRGINIA (2-9-16)
AST	4	vs. Chaminade (11-23-15)
BLK	5	at Texas (2-29-16)
STL	2	3x last at Baylor (2-23-16)
MIN	33	at Oklahoma (3-7-15)

2016 All-Big 12 HM... Has led KU in rebounds each of the last eight games... Has started 12 of the last 13 games and has averaged 6.5 ppg, 8.3 rpg in that span making 60.9 percent FGs... Posted his second DD of the season with a career-high 14 points and 10 rebounds vs. OSU (2/15)... Has scored seven or more points in nine of his last 11 games... Has 14 games of seven or more rebounds... Ranks seventh in the Big 12 in rebounds (6.3)... Posted a DD with 13 points and 12 rebounds and set career high with four assists vs. Chaminade (11/23)... Started 14 games last season.



## 34 PERRY ELLIS

SR • F • Wichita, Kan.

### SEASON / BIG 12 SEASON / CAREER

PPG	RPG	BPG	FG%	3FG%	FT%
16.5	6.0	0.5	52%	46%	76%
17.7	5.8	0.7	52%	44%	79%
12.2	5.8	0.5	50%	44%	75%

### CAREER HIGHS

PTS	32	TCU (2-15-14)
REB	14	at TCU (1-25-14)
AST	5	TCU (2-15-14)
BLK	3	3x last TEXAS (2-28-15)
STL	3	4x last OKLAHOMA STATE (1-13-15)
MIN	53	OKLAHOMA (01-04-16)

2016 All-Big 12 First Team... Big 12 Player of the Week (3/5) after back-to-back 20-point efforts... Has shot 60 percent or better in nine games this season, including six Big 12 contests... Has 22 points on Senior Night vs. ISU (3/5)... Was 9-for-11 scoring 20 points at Texas (2/29)... Has pulled down 9+ rebounds eight times in 2015-16... Has 20-point games 11 times this season... One of two players in the Big 12 to rank in the top nine in scoring (3rd) and rebounding (9th)... Ranks in the Big 12 in points (3rd, 16.5), rebounds (9th, 6.0), FG Pct. (5th, .521) and FT Pct. (12th, .763)... Ranks 12th on KU career scoring list at 1,667... 2014-15 All-Big 12 First Team, AP All-America HM and Big 12 Scholar-Athlete of the Year.



## 42 HUNTER MICKELSON

SR • F • Jonesboro, Ark.

### SEASON / BIG 12 SEASON / CAREER

PPG	RPG	BPG	FG%	3FG%	FT%
2.4	2.3	0.9	47%	0%	64%
1.5	1.7	0.5	37%	-	50%
4.1	3.0	1.4	47%	17%	68%

### CAREER HIGHS (\* - at Arkansas)

PTS	16	* ROBERT MORRIS (12-20-12)
REB	13	* NORTHWESTERN ST. (12-29-12)
AST	5	* GRAMBLING STATE (11-26-11)
BLK	7	* 2x last LSU (1-14-12)
STL	4	* TENNESSEE (2-2-13)
MIN	30	* TENNESSEE (2-15-12)

Has started 11 games this season including Senior Night vs. Iowa State (3/5) where he played 10 minutes... Opened league play with seven points, six rebounds and three blocked shots vs. Baylor (1/2)... Has multiple blocked shots in seven games this season... Scored 11 points vs. Chaminade (11/23) on 5-for-5 shooting... Averaged 8.4 points and 4.9 rebounds with a team-best nine blocked shots and steals in the 2015 World University Games for USA... Set Arkansas freshman blocks record with 72 in 2011-12... Will graduate from KU in May 2016 with a degree in liberal arts and sciences.