

THE AMERICAN ATHLETIC CONFERENCE

TABLE OF CONTENTS

American Athletic Conference.....	2-5
Commissioner Mike Aresco.....	6-7
Conference Staff.....	8-12

2017-18

American Athletic Conference Notebook.....	14-15
The American On Television.....	16-17
2017-18 Composite Schedule.....	18-20
American Digital Network.....	21
American Athletic Conference Championship.....	22
Future Championship Sites.....	23
Seeding and Tie-Breaking Procedures.....	24

The Teams

UCF Knights.....	25-28
Quick Facts.....	26
Schedule & Notes.....	26
Statistics, Roster & 2016-17 By the Numbers.....	27
2016-17 Results & Head Coach.....	28
Cincinnati Bearcats.....	29-32
UConn Huskies.....	33-36
ECU Pirates.....	37-40
Houston Cougars.....	41-44
Memphis Tigers.....	45-48
USF Bulls.....	49-52
SMU Mustangs.....	53-56
Temple Owls.....	57-60
Tulane Green Wave.....	61-64
Tulsa Hurricane.....	65-68
Wichita State Shockers.....	69-72

2016-17 In Review

2016-17 In Review.....	73-84
Standings, Postseason Results.....	74
All-Conference Honors/Annual Awards.....	75
National Polls.....	76
Against The Conferences.....	77
Attendances.....	77
Versus the Top 25.....	77
Weekly Award Winners.....	78
Individual Statistics.....	79-81
Team Statistics.....	82-83
Annual Leaders.....	84

American Athletic Conference Records

Individual Records.....	86-89
Team Records.....	90-91
Championship Records.....	92
Year-By-Year Standings.....	93
Miscellaneous Records.....	94
All-Time Award Winners.....	95
Weekly Awards.....	96
All-Time Coaching Records.....	97
NCAA Championship Teams.....	98-99
NCAA Tournament Results.....	100
Postseason Histories.....	101
NBA Players.....	102

Media Information

2018 Basketball Championship Bracket.....	103
American Athletic Conference Media Services.....	104
Media Relations Directory.....	IBC



15 Park Row West • Providence, Rhode Island 02903
Switchboard - 401.244-3278 • Communications - 401.453.0660
www.TheAmerican.org

AMERICAN ATHLETIC CONFERENCE STAFF

Commissioner.....	Michael L. Aresco
Senior Associate Commissioner and Chief Operating Officer.....	Donna DeMarco
Senior Associate Commissioner (Broadcasting).....	Tom Odjakjian
Chief Financial Officer.....	Eric Ziady
Associate Commissioner (Communications and External Relations).....	Bernadette Cafarelli
Associate Commissioner (Football).....	Scott Draper
Associate Commissioner (Governance and Compliance).....	Ellen Ferris
Associate Commissioner (Men's Basketball).....	Nate Pomeday
Associate Commissioner (Women's Basketball).....	Barbara Jacobs
Associate Commissioner (Sport Administration and Championships).....	James Siedliski
Assistant Commissioner (Communications).....	Chuck Sullivan
Assistant Commissioner (Sport Administration and Championships).....	Robert Weygand
Senior Director of Branding and Sport Administration.....	Catherine Carmignani
Senior Director of Communications and Digital Media.....	Bill Potter
Senior Director of Compliance.....	Andrea Dahly
Senior Director of Football Operations.....	Michael Costa
Senior Director of Sport Administration and Championships.....	Patrick Colbert
Director of Business Affairs.....	Karen Giblin
Director of Communications.....	Chevonne Mansfield
Assistant to the Commissioner.....	Lisa Zaneccchia
Assistant Director of Broadcast Scheduling.....	Kauri Black
Assistant Director of Digital Communications.....	Gary Robinson
Assistant Director of Digital Media and Reporter.....	Hali Oughton
Executive Assistant for Administration.....	Lois DeBlois
Administrative Assistant.....	Wanda Factor
Administrative Assistant for Compliance.....	Francesca Spinella
Receptionist.....	Kathy Kirkpatrick
Administrative Fellow.....	Jordan Reid
Communications Intern.....	Greg Barlow
Communications Intern.....	Alyssa Shannon
Video Production Intern.....	Cody Getz
Coordinator of Football Officiating.....	Terry McAulay
Coordinator of Men's Basketball Officiating.....	Mark Whitehead
Coordinator of Women's Basketball Officiating.....	Debbie Williamson

Credits

Editors:	Bill Potter, Greg Barlow
Editorial Assistance:	Bernie Cafarelli, Chuck Sullivan & Greg Barlow
Printing:	Charles Guillette - Colonial Lithograph, Inc., Attleboro, Mass.
Photography:	Ben Solomon, Associated Press and member school communications offices. Cover by RARE design.
Special Thanks:	The American Athletic Conference would like to thank the athletics communications departments of its member schools for their valuable assistance and cooperation in producing this publication.

THE AMERICAN ATHLETIC CONFERENCE

The American Athletic Conference consists of 13 prestigious institutions: the University of Central Florida, the University of Cincinnati, ECU University, the University of Connecticut, the University of Houston, the University of Memphis, the U.S. Naval Academy (in football only), the University of South Florida Southern Methodist University, Temple University, Tulane University, the University of Tulsa, and Wichita State University (as of July 1, 2017).

Under the leadership of commissioner Mike Aresco, the American Athletic Conference has written an impressive list of accomplishments, both in the competitive arena and the classroom. The American has taken its place at the forefront of intercollegiate athletics, with a collection of national team and individual championships and football and men's and women's basketball postseason victories that place The American among the elite Division I FBS conferences.

The league has produced four NCAA championship teams - UConn men's basketball in 2014 and UConn women's basketball in 2014, 2015 and 2016 - in addition to two New Year's Six bowl champions, five NCAA individual championships, and one Rhodes Scholar. Additionally, American Athletic Conference teams have advanced to the College World Series, reached the semifinal and final rounds of the NIT, qualified for the match play round of the NCAA Men's Golf Championship and registered top-10 finishes at the NCAA Cross Country and Outdoor Track and Field championships.

The American Athletic Conference was one of six finalists for the 2016 Sports Business Journal Sports League of the Year award, along with Major League Baseball, Major League Soccer, NASCAR, the National Basketball Association and the PGA Tour.

In football, Temple and Navy were ranked in the final College Football Playoff poll of the 2016 season, marking the second straight season that The American finished with at least two ranked teams. Seven teams from The American played in bowl games, while three teams (USF, Temple, Tulsa) finished with at least 10 wins.

The American has had a combined 15 teams play in bowl games in the last two seasons, highlighted by Houston's win against Florida State in the 2015-16 Chick-fil-A Peach Bowl. Houston's finish at No. 8 nationally in 2015 gave The American a top-10 team in the final national polls for the second time in three seasons after UCF finished No. 10 in the 2013 rankings after the Knights' Fiesta Bowl win against Baylor.

Additionally, Memphis, Navy, USF and Temple have all finished in the top 25 of either the CFP, Associated Press or USA Today polls as members of The American.

Individual teams in The American have enjoyed unprecedented success since the conference's formation. Houston went 13-1 in the 2015 football season, setting a school record for wins, while Navy won a program-record 11 games in its first season in the conference, also in 2015. The 2014 season saw Memphis finish with 10 wins in football for the first time since 1938, while Temple enjoyed its first 10-win season in 2015.

Beyond the gridiron, The American sent four teams to the 2016 NCAA Men's Basketball Championship, and the league had the best men's basketball postseason record of any conference in 2014. Since the conference's formation in 2013-14, teams from The American have registered top-10 national rankings in football, men's basketball, women's basketball, baseball, men's soccer, men's golf, and men's track and field. Student-athletes from The American won three NCAA individual titles in track and field in 2016-17 as Cincinnati's Annette Echikunwoke won the indoor weight throw, Tulsa's Marc Scott won the outdoor 10,000-meter title, and Houston won the crown in the outdoor 4x100-meter relay.

Under The American's banner, SMU advanced to the NCAA Men's Basketball Championship for the first time since 1993. The UConn women's basketball team won its NCAA-record ninth, 10th and 11th national championships and broke its own NCAA record with a 111-game winning streak that spanned three seasons. UCF, ECU and Houston have all achieved top-10 rankings in baseball in the past three years. Tulsa placed sixth at the 2016 NCAA Men's Cross Country Championship, while USF finished the 2014-15 season at No. 8 in the final men's golf national ranking.

American Athletic Conference student-athletes have distinguished themselves in all facets of intercollegiate athletics. Temple linebacker Tyler Matakevich won the Bednarik Award and the Nagurski Trophy as the nation's top defensive player in 2015, while Navy quarterback Keenan Reynolds finished fifth in the Heisman Trophy voting. UConn basketball standout Breanna Stewart finished her career as the most decorated player in college basketball history as she was chosen as the consensus national player of the year for the third time and became the first player to be named four



Steling Brown celebrates after SMU captured the 2017 American Athletic Conference Men's Basketball Championship.

times as the Most Outstanding Player at the Final Four. Reynolds and Stewart were selected as the winners of the 2016 AAU James E. Sullivan Award as the nation's top amateur athletes, marking only the second time in the 86-year history of the award that multiple winners were chosen.

Additionally, SMU's Avery Ackers was chosen as the Division I women's volleyball Academic All-America of the Year in 2015, while Navy offensive guard E.K. Binns and ECU wide receiver Zay Jones have both been named as finalists for the 2016 Campbell Trophy, which is presented by the National Football Foundation to the top scholar-athlete in college football. Tulsa cross country standout Kirk Smith was chosen as a Rhodes Scholar in the fall of 2016, while two student-athletes from The American earned NCAA Postgraduate Scholarships in the conference's first three years. The conference had a record 16 student-athletes earn CoSIDA Academic All-America accolades in 2015-16.

American Athletic Conference alumni have made their mark in professional sports as well. UCF quarterback Blake Bortles was selected by the Jacksonville Jaguars with the No. 3 pick in the 2014 NFL Draft. More recently, a number of American Athletic Conference athletes have been selected in the first round of the professional entry drafts in football, basketball, baseball and soccer. The American has had two first-round picks in football in each of three of the last four seasons, while the conference produced four first-round picks in the 2016 WNBA Draft.

The American Athletic Conference holds media rights partnerships with ESPN and CBS Sports which provide the conference with outstanding national exposure on the two industry leaders in sports television. The football portion of the contract calls for nearly 90 percent of conference-controlled games on national broadcast or national cable platforms. The first two American Athletic Conference Football Championships were televised by ABC as part of Championship Saturday.


In men's basketball, the television deal calls for all conference-controlled games

to be televised, with more than 63 percent slotted for national broadcast or national cable - a minimum of 107 games. The entire postseason tournament is televised, including the championship game, which is on ABC or ESPN. Sixty percent of the American's women's basketball games are carried on national cable, regional sports networks or ESPN3, while the conference has a multi-year agreement with CBS Sports Network for coverage of select baseball games.

American Athletic Conference teams have access to the pinnacle of college football's postseason structure. An American representative would be chosen for the College Football Playoff semifinals if it is among the top four teams in the CFP selection committee's final ranking. Otherwise, the league would place its champion in a New Year's Bowl if it is ranked higher than the champions of Conference USA, the Mid-American Conference, the Mountain West Conference and the Sun Belt Conference.

Additionally, The American holds primary or secondary partnerships with 12 bowls for the current six-year cycle, ensuring multiple annual matchups against the nation's top conferences and providing desirable postseason destinations to member institutions.

The American Athletic Conference serves its membership from a state-of-the-art office located in Providence, Rhode Island. The location of the conference headquarters - just steps from the city's Amtrak station and 10 minutes from T.F. Green International Airport - gives the conference easy access to its member schools. The conference headquarters also serves as the home of the American Digital Network, which provides live coverage of all 21 conference championships.



Annette Echikunwoke of Cincinnati (top left), Marc Scott of Tulsa and Houston's 4x100 relay squad won NCAA individual titles in 2016-17

THE AMERICAN ATHLETIC CONFERENCE



2016-17 American Athletic Conference Champions

Sport	Regular-Season	Postseason
Baseball	UCF, Houston	Houston
Men's Basketball	SMU	SMU
Women's Basketball	UConn	UConn
Men's Cross Country		Tulsa
Women's Cross Country		SMU
Football	Temple, USF, Navy	Temple
Men's Golf		USF
Women's Golf		UCF
Women's Rowing		UCF
Men's Soccer	USF	Tulsa
Women's Soccer	UConn	UConn
Softball	Tulsa	Tulsa
Men's Swimming & Diving		ECU
Women's Swimming & Diving		Houston
Men's Tennis		USF
Women's Tennis		USF
Men's Indoor Track & Field		Houston
Women's Indoor Track & Field		UCF
Men's Outdoor Track & Field		Houston
Women's Outdoor Track & Field		Cincinnati
Women's Volleyball		SMU

NCAA Champions

NCAA Team Championships (4)

UConn Men's Basketball - 2014
UConn Women's Basketball - 2014, 2015, 2016

NCAA Individual Championships (6)

Joao DeLuca,
Louisville Men's Swimming & Diving
100-yard freestyle - 2014
200-yard freestyle - 2014

Bryson Dechambeau,
SMU Men's Golf - 2015

Annette Echikunwoke
Cincinnati Track and Field
Indoor Weight Throw - 2017

Marc Scott
Tulsa Track and Field
Outdoor 10,000-meter run - 2017

John Lewis II, Mario Burke,
Jacarias Martin, Cameron Burrell
Houston Track and Field
Outdoor 4x100-meter relay - 2017

THE AMERICAN ATHLETIC CONFERENCE

All-Time Regular-Season Champions

	UCF	CIN	UCONN	ECU	HOU	MEM	NAVY	USF	SMU	TEM	TLN	TLS	OTHERS
BASEBALL	1	0	0	0	2	0	–	0	–	0	1	–	1
MEN'S BASKETBALL	0	1	0	0	0	0	–	0	2	1	0	0	1
WOMEN'S BASKETBALL	0	0	4	0	0	0	–	0	0	0	0	0	0
FOOTBALL	2	1	0	0	1	1	2	1	0	2	0	0	0
MEN'S SOCCER	0	0	1	–	–	0	–	1	1	0	–	0	1
WOMEN'S SOCCER	2	0	2	0	0	0	–	0	0	0	–	0	0
SOFTBALL	2	–	0	0	0	0	–	1	–	–	–	1	0
VOLLEYBALL	1	0	0	0	0	0	–	0	2	0	0	0	1
TOTALS	8	2	7	0	3	1	2	3	5	3	1	1	4

All-Time Postseason Champions

	UCF	CIN	UCONN	ECU	HOU	MEM	NAVY	USF	SMU	TEM	TLN	TLS	OTHERS
BASEBALL	0	0	1	1	2	0	–	0	–	0	0	–	0
MEN'S BASKETBALL	0	0	1	0	0	0	–	0	2	0	0	0	1
WOMEN'S BASKETBALL	0	0	4	0	0	0	–	0	0	0	0	0	0
M CROSS COUNTRY	–	0	0	0	0	0	–	0	–	0	0	3	1
W CROSS COUNTRY	0	0	0	0	0	0	–	0	2	0	0	2	0
FOOTBALL	0	0	0	0	1	0	0	0	0	1	0	0	0
MEN'S GOLF	0	0	0	0	0	0	–	3	1	0	–	–	0
WOMEN'S GOLF	2	0	–	0	1	0	–	0	0	–	0	0	1
ROWING	3	–	0	–	–	–	–	–	0	0	–	0	1
MEN'S SOCCER	0	0	0	–	–	0	–	1	0	0	–	3	0
WOMEN'S SOCCER	1	1	2	0	0	0	–	0	0	0	–	0	0
SOFTBALL	1	–	0	0	0	0	–	0	–	–	–	2	1
M SWIMMING & DIVING	–	0	0	3	–	–	–	–	0	–	–	–	1
W SWIMMING & DIVING	–	0	0	0	1	–	–	–	2	–	0	–	1
MEN'S TENNIS	0	–	0	0	–	0	–	4	0	0	0	0	0
WOMEN'S TENNIS	0	0	0	0	0	0	–	2	0	0	0	2	0
M INDOOR TRACK & FIELD	–	0	1	0	3	0	–	0	–	–	0	0	0
W INDOOR TRACK & FIELD	1	0	2	0	0	0	–	0	1	0	0	0	0
M OUTDOOR TRACK & FIELD	–	0	1	0	3	0	–	0	–	–	0	0	0
W OUTDOOR TRACK & FIELD	0	2	0	0	0	0	–	0	2	0	0	0	0
TOTALS	8	3	12	4	11	0	0	10	10	1	0	12	7

Regular-season championships include ties and divisional titles.

A dash in the column indicates that the school has not sponsored the particular sport as a member of The American. Temple competed in baseball in the 2013-14 academic year, but no longer sponsors the sport.

Louisville and Rutgers competed in The American in the 2013-14 academic year; Villanova competed as an affiliate member in rowing in 2013-14, and Sacramento State and San Diego State have competed as affiliate members in rowing since 2013-14. All championships won by those institutions are listed in the 'Others' column.

THE AMERICAN ATHLETIC CONFERENCE

Mike Aresco Commissioner

Mike Aresco has established himself as one of the leading figures in intercollegiate sports as commissioner of the American Athletic Conference.

Aresco was named to his current position Aug. 14, 2012, and had his contract extended by The American's Board of Directors in 2017. He has overseen a strategic reinvention of the conference, which has become one of the premier conferences in the nation. Conference teams have won four NCAA Championships and two New Year's Six bowl games since the 2012-13 academic year. The American was named in 2016 as a finalist for the Sports Business Journal Sports League of the Year award, and was the only entity from college athletics to be so honored.

The American's inaugural year produced a remarkable string of accomplishments as UCF won the Tostitos Fiesta Bowl and finished the season ranked No. 10 in the Associated Press poll. UConn won NCAA titles in both men's and women's basketball as American Athletic Conference teams had the best postseason winning percentage of any conference in men's basketball. The league sent four teams to the NCAA tournament and saw SMU advance to the championship game of the NIT.

The American was the only conference to have a Bowl Championship Series win and teams in the Men's Final Four, the Women's Final Four and the College World Series in 2013-14. Teams from the conference finished in the national top 10 in football, men's basketball, women's basketball, men's soccer, baseball and men's golf.

The American, after having as many as five teams ranked in the Associated Press poll during the season, produced three teams in the final College Football Playoff poll of 2015, including Houston, which defeated Florida State in the Chick-Fil-A Peach Bowl and finished No. 8 in the final national rankings with a 13-1 record. Navy, in its first year as a member of the conference, finished No. 18 nationally after a school-record 11 wins in 2015. UConn went on to win its fourth straight NCAA title in women's basketball, while The American sent four teams to the NCAA men's basketball tournament.

Among the milestones reached in Aresco's tenure have been the introduction of the American Athletic Conference Football Championship in 2015 and the launching of a dynamic Power 6 branding campaign, which aligns The American with its peer conferences and celebrates the competitive success that the conference has enjoyed at the highest level of collegiate competition.

In the wake of the changes created by college sports realignment, Aresco has solidified the conference. He led negotiations that resulted in television contracts with ESPN and CBS Sports, which have given the conference unprecedented national exposure and branding with the two industry leaders in sports television. Aresco organized the process whereby the conference was renamed the American Athletic Conference - a name that has been accepted nationally - and he also oversaw the process that resulted in the conference's popular graphic identity.

He has also successfully worked with the conference

schools to arrive at an equitable distribution of existing revenue for the current and new conference institutions, bringing about a period of cohesiveness that is unprecedented in the league's history. He has restructured the conference office staff to maximize efficiency and better serve the needs of the membership.

Among his other significant accomplishments on behalf of the American Athletic Conference were the spearheading of expansion efforts, which resulted in the addition of ECU, Tulane and Tulsa as of July 1, 2014, Navy as a football member in 2015, and Wichita State as a non-football-playing member in 2017; launching the American Digital Network; successful site negotiations for the conference's men's and women's basketball championships; development of The American's broad-based strategic plan, and the launching of a multifaceted brand marketing campaign.

Additionally, Aresco brokered a multi-year marketing rights agreement with IMG College, the industry leader in collegiate sports marketing, and oversaw the development of The American's new football bowl lineup, which features numerous annual matchups against the nation's other top conferences.

Aresco has played an active role in the formation of the College Football Playoff, serving on the College Football Playoff Management Committee and helping to select the 13



members of the CFP Selection Committee. Aresco also serves on the College Football Playoff Site Selection, Strategic Planning and Public Relations committees. He was instrumental in securing the arrangement that puts the American Athletic Conference champion in a New Year's Day system bowl if it is the highest-ranked team among the champions of five conferences.

In basketball, Aresco has secured the conference's participation in an officiating consortium partnering with the Southeastern Conference and the Atlantic Sun Conference to ensure that the highest-quality game officials are assigned to American Athletic Conference contests.

Aresco is a member of the Conference Commissioners Association National Letter of Intent Policy and Review Committee as well as the CCA's enforcement and women's basketball working groups. He serves on the board of managers for both College Football Officiating, LLC, and Men's College Basketball, LLC. He is also a member of the FBS commissioners' media subcommittee. He is a charter member of the steering committee of the Columbia University/New York City Chapter of the National Football Foundation, serves on the NFF's screening committee and serves on the board of the National Sports Marketing Network.

Aresco has been a leader in the NCAA governance redesign efforts and a strong and articulate spokesman in various forums for the integrity of the collegiate model.

Aresco came to the conference from CBS Sports where he was Executive Vice President, Programming. He was responsible for all college sports programming for CBS Sports and CBS Sports Network. Aresco oversaw the acquisition and management of CBS Sports college properties, including the NCAA Men's Basketball Championship, regular-season college basketball and football, conference basketball championship games, football bowl games and other programming. His

responsibilities included game selection and scheduling, day-to-day operations, contract negotiations, identification of future acquisitions, development of programming strategies and coordination of new media and marketing initiatives.

Aresco played an integral role in the landmark deal that created the CBS Sports-Turner Broadcasting partnership, which resulted in the acquisition of the NCAA Men's Division I Basketball Championship rights through 2024. He managed the complex 14-year agreement that provides expanded national broadcast and cable coverage of the NCAA basketball championship. Aresco also was instrumental in the CBS Television Network's groundbreaking bundled rights agreement with the NCAA, which granted CBS exclusive rights to the NCAA tournament from 2003 through 2010. The 2010 NCAA Championship won a Sports Emmy in the Outstanding Playoff Coverage category. He also was a significant contributor in the development of new media platforms for the NCAA Championship, including March Madness On Demand, a highly successful streaming platform.

In 2008, Aresco negotiated a historic 15-year agreement with the Southeastern Conference to televise the league's football and basketball games. The agreement also provided multiple new media rights for CBS, CBS Sports Network and CBS Interactive. He forged numerous basketball agreements with major conferences and negotiated 10-year extensions of the Army-Navy and Notre Dame-Navy football rivalries.

Aresco was the creator and executive producer of The Tony Barnhart Show and Courtside with Seth Davis, both of which aired on the CBS Sports Network. In 2004, he was appointed by the late NCAA President Myles Brand to the Basketball Partnership, a select panel whose mission was to explore ways to improve and promote college basketball.

Aresco joined CBS Sports from ESPN where he was responsible for overseeing the acquisition, scheduling and devel-

opment of long-term strategies for all ESPN college sports properties. Earlier in his tenure at ESPN, he was responsible for programming a wide variety of sports properties, including College Football Association, Big Ten, and Pac-10 college football, NCAA events, including early rounds of the NCAA basketball tournament, the College World Series and various professional sports events, including thoroughbred racing, Top Rank Boxing, CFL football, Australian Rules Football, rodeo and yachting. He was the architect of ESPN's signature Thursday night college football series and helped develop ESPN's Bowl Week. He joined ESPN in 1984 as Counsel and was named Assistant General Counsel in 1988 before moving to the programming department.

Aresco is a Phi Beta Kappa graduate of Tufts University (B.A., magna cum laude, history), The Fletcher School of Law and Diplomacy at Tufts (M.A., international relations), where he held a John Moors Cabot Scholarship, and the University of Connecticut School of Law (J.D.). He practiced law privately in Hartford, Connecticut, for several years.

Aresco has been a regular speaker and expert panelist at national symposiums and seminars on the topics of college athletics and sports television. He was awarded the 2013 Distinguished Graduate Award by the UConn School of Law Alumni Association and was elected to the Middletown (Connecticut) Sports Hall of Fame in January of 2015.

Aresco and his wife, Sharon, have two adult sons: Matthew, an Emmy-nominated television producer who lives in Connecticut with his wife, Elizabeth; and Brett, an actor who lives in New York City.



CONFERENCE STAFF

Donna DeMarco Senior Associate Commissioner (Chief Operating Officer)

Donna DeMarco has been part of the conference staff since 1988 and has been Senior Associate Commissioner for Administration since 2009.

DeMarco serves as The American's chief operating officer, overseeing the organizational aspects of the conference, including management of the conference staff. As the conference's primary administrator, she ensures that direct lines of communication exist between the conference office and the 12 member institutions.

Additionally, DeMarco assists with overall administration and management of conference matters pertaining to service, governance and facilitation.

DeMarco has further oversight of the fiscal, legal and business affairs of The American and is the conference's liaison with institutional personnel in those areas. She supervises the approval of the conference's annual operating budget, ensures appropriate legal contract review and manages the league's human resource operation.

Before taking on her current role, DeMarco had been Associate Commissioner for Women's Basketball from 2006-09, during which time she was the primary administrator for one of the conference's most successful and high-profile sports.

DeMarco was the conference's Associate Commissioner for Sport Administration from 1996-2006, overseeing all operational and governance matters for 23 conference sports. She began her career as an administrative assistant for Public Relations & Championships in 1988 before being promoted to Director of Championship Operations and subsequently Assistant Commissioner for Championships.

DeMarco completed a term on the NCAA Division I Administration Cabinet – which is responsible for addressing governance issues, the Division I membership process and all committee selections – in July of 2015. She was a member of the NCAA Division I Men's Soccer Committee from 1999-2003 and served as the committee chair from 2000-03.

DeMarco is a 1987 graduate of the University of Connecticut with a bachelor's degree in communications and journalism.



Tom Odjakjian Senior Associate Commissioner (Broadcasting & Digital Content)

Tom Odjakjian, who serves as the Senior Associate Commissioner for Broadcasting and Digital Content, is a longtime veteran of the conference's senior staff, having joined the office from ESPN in 1995 as Associate Commissioner.

Odjakjian has oversight of all external conference content, including its digital content, and is The American's primary liaison with the league's television partners, managing those relationships on a daily basis.

Odjakjian has been the conference's primary point person for a number of significant television agreements, including The American's current partnerships with ESPN and CBS Sports that have given member institutions unprecedented exposure. Under the conference's current agreement, all conference-controlled football and men's basketball games will be televised, with nearly 90 percent of the football games and more than 90 percent of the men's basketball games available on either national broadcast or national cable platforms.

Odjakjian also has direct involvement in the assembly of The American's annual schedules in football and men's and women's basketball, in order to fulfill the network's contractual obligations and maximize exposure for the conference while balancing institutional schedules.

Odjakjian served in various executive roles at ESPN from 1981-94, including as the director of college sports. He was responsible for negotiation, acquisition, scheduling and budget supervision for the network's collegiate sports programming. Odjakjian was the architect behind the creation of ESPN's basketball Championship Week and football Bowl Week and had a hand in the network's NFL, NBA, NHL and Olympic sports programming.

Prior to joining ESPN, Odjakjian also served as Associate Commissioner of the Eastern College Athletic Conference and Assistant Sports Information Director at Princeton University. While at ESPN, in 1994, he was named as The Most Influential Person in College Sports by College Sports Magazine and was tabbed as one of the four most influential people in college basketball by Sporting News in 1990.

Odjakjian is a 1976 graduate of Lafayette with a bachelor's degree in Economics and Business. He played football and baseball as an undergraduate and was the recipient of George Wharton Pepper Prize, Lafayette's most prestigious honor.



Nate Pomeday Associate Commissioner (Men's Basketball)

Nate Pomeday joined the American Athletic Conference staff as Associate Commissioner for Men's Basketball in August of 2016.

Pomeday is The American's primary men's basketball administrator and contact for all basketball initiatives and programs, including scheduling, officiating, operations and NCAA basketball relationships.

As the commissioner's liaison to the conference's 11 men's basketball programs, he works closely with coaches and administrators from each of The American's institutions. He also supervises the annual men's basketball championship.

Pomeday most recently served as an assistant coach at the University of Minnesota during the 2015-16 campaign and as director of basketball operations in 2014-15. Prior to his arrival at Minnesota, he served a six-year stint as an assistant coach at Oregon State University (2008-14) where he helped lead the Beavers to three postseason tournament berths and coordinated the program's recruiting efforts.

Pomeday also served as assistant dean of admission (2006-08) and assistant boys basketball coach (2005-08) at Lake Forest (Illinois) Academy while earning a masters of science in sport administration from Northwestern University and graduating in June 2009.

His first stint in the collegiate coaching ranks came in August 2000 when he was named head coach and admission counselor at Calumet College of St. Joseph (Indiana), a position he held until July 2004. At the time, he was the youngest head basketball coach in the nation.

Pomeday was a standout guard at Northwestern University from 1995-99 and graduated with a bachelor's degree in communication studies with a concentration in history.

He and his wife, Heidi, have two daughters, Everley and Ailani.



Mark Whitehead Coordinator of Men's Basketball Officiating

Mark Whitehead oversees men's basketball officiating for the American Athletic Conference as part of its consortium with the Southeastern Conference and the Atlantic Sun Conference.

Whitehead is a 31-year veteran of college basketball officiating and five-time NCAA Final Four official.

A native of Denham Springs, La., Whitehead, has worked regularly as an official in the American, SEC, Big 12, Big Ten, Pac-12, Mountain West, Conference USA and Missouri Valley conferences and was selected to work the NCAA men's basketball tournament 22 consecutive years, including 18 times in the NCAA regional round.

He was selected by the NCAA to officiate the Final Four on five occasions, most recently in April at Houston. He also worked Final Four assignments in 1999 at Tampa, 2011 at Houston, 2012 at New Orleans and 2013 at Atlanta.

A 1982 graduate of Southeastern Louisiana, Whitehead earned his Master's degree from SLU in 1984. Whitehead and his wife, the former Terri Skains, have one son, Matthew.



Eric Ziady Chief Financial Officer

Eric Ziady joined the American Athletic Conference staff in November of 2016 as Chief Financial Officer.

Ziady had most recently served as the Director of Intercollegiate Athletics and recreation services at the University of Delaware from 2012-15, overseeing 21 athletic programs.

Ziady also spent 14 years on the staff at Boston College. During his tenure with the Eagles, he served as Senior Associate Athletic Director (2010-12), Associate Athletic Director for Business Operations (2004-10) and Assistant Athletic Director (1998-2004) and oversaw long-range fiscal and strategic planning for the department as well as administering the day-to-day business and financial operations.

Ziady began his career in athletic administration at Northeastern University, serving as Assistant Athletic Director for Finance and Administration (1994-98) and Athletics Business Manager (1991-94).

Ziady received a bachelor of arts degree in political science with an emphasis in business studies from Providence College in 1988. He earned a master of business administration (1994) and a master of science in sports management (1989) from Northeastern University.



CONFERENCE STAFF

Bernadette Cafarelli **Associate Commissioner** **(Communications & External Affairs)**

Bernadette Cafarelli joined the American Athletic Conference as associate commissioner for communications in January of 2016.

Cafarelli came to The American after spending the last 22 years at the University of Notre Dame, most recently as assistant athletics director, media relations.

Cafarelli worked as the primary contact for Notre Dame's men's basketball program, while she coordinated game management operations for Irish football games, including press box management.

Before joining the staff at Notre Dame, Cafarelli served as assistant director of marketing, promotions and media relations at Providence College for eight years. She began her career as assistant sports information director at the College of William & Mary.

Cafarelli has been a member of the College Sports Information Directors of America's Academic All-America committee for 25 years, including the last three years as the committee co-chair. Cafarelli earned a bachelor's degree in American Studies from Notre Dame and holds a master's degree in sports administration from Ohio University. She was the 2000 recipient of CoSIDA's Lester Jordan Award, for outstanding contribution to the Academic All-America program, accepted the CoSIDA Arch Ward Award for excellence in 2016, served on CoSIDA's University Division Management Advisory Council from 2010-12, and was inducted into the CoSIDA Hall of Fame in 2013.



Scott Draper **Associate Commissioner (Football)**

Scott Draper joined the American Athletic Conference staff in April 2014 as Associate Commissioner for Football.

Draper is the conference's primary football administrator and contact for all football initiatives and programs, including scheduling, officiating, operations and bowl relationships.

As the conference's liaison with administrators and coaches from each member institution, Draper works with the commissioner on football budgets and special projects and also provides oversight of the Miami Beach Bowl, and The American Athletic Conference Football Championship, which begins in 2015.

Draper joined The American after most recently serving as Associate Director of Athletics and Director of Development for Athletics at Albion College, a position he held since 2011. Prior to that, he was the Assistant Athletic Director for Football Operations at the University of Michigan, where he was a key staff member of teams that won four Big Ten Football championships, four Rose Bowls, played in 12 bowl games and won the 1997 National Championship. In his role, he supervised football sport administration, strength and conditioning, equipment operations, and athletic training operations. He also served as sport administrator and liaison to admissions, academic services, compliance and eligibility, and dining and housing.

Previously, he was a Football Offensive Graduate Assistant (1995-97) and Assistant Video Coordinator (1992-95) at the University of Michigan.

Draper holds a bachelor's degree in general studies from Eastern Michigan University (1994). He earned a master's degree in business administration from Madonna University in 2012.



Ellen Ferris **Associate Commissioner** **(Governance and Compliance)**

Ellen Ferris joined the American Athletic Conference staff in October of 2013 as Associate Commissioner for Governance and Compliance.

Ferris' responsibilities include coordination and administration of the conference's day-to-day compliance services with member institutions, including interpretative support and rules education.

Before joining the conference staff, Ferris served as Associate Vice President for Athletic Compliance at the University of Southern California. She also served four years at the NCAA and was the Assistant Commissioner for Compliance Services at the Big Sky Conference for three years.

Ferris sits on the Board of Directors of the National Association of Athletic Compliance and has been a member of the NAAC Reasonable Standards Committee, the NCAA Division I Legislative Review and Interpretations Committee, the Division I Management Council and the Division I Men's Tennis Committee.

Ferris holds an undergraduate degree in education from Texas State University-San Marcos and a master's degree in sport management from the United States Sports Academy. She holds a juris doctor degree from Southern Methodist University.



Barbara Jacobs **Associate Commissioner** **(Women's Basketball)**

Barbara Jacobs, who has worked with the conference since 1995, was promoted to her current position of Associate Commissioner for Women's Basketball in July of 2014.

Jacobs oversees all aspects of The American's women's basketball operations, including television, scheduling, branding and messaging, and management of the conference championship.

Jacobs was the Secretary/Rules Editor for the NCAA Women's Basketball Rules Committee from 1998-2006 and was the tournament manager for the 2004 NCAA East Regional. She was named Vice President of the CCA Coordinators of Officials from 1997-99 and was President from 1999-2001.

Jacobs was head coach at Syracuse from 1978-93, helping the Orange to the 1985 Big East title. She was named Big East Coach of the Year in 1988.

Jacobs was the head coach at Hartwick prior to leading the Syracuse program. During her eight-year tenure at Hartwick, she was also the head field hockey coach, head men's tennis coach, coordinator of women's athletics and a tenured professor of physical education.

Jacobs was inducted into the Syracuse Orange Plus Hall of Fame in 1990 and to the New England Basketball Hall of Fame in 2006.

Jacobs holds a bachelor's degree in physical education from the University of Wisconsin at La Crosse and a master's degree in education from SUNY Cortland.



James Siedliski Associate Commissioner (Sport Administration & Championships)

James Siedliski was promoted to his current position of Associate Commissioner for Sport Administration & Championships in 2006.

Siedliski oversees management and operations of the conference's 18 Olympic sport programs, including scheduling, officiating, policy-making and oversight of postseason championships. He additionally serves as tournament manager for The American's annual men's basketball championship and is the conference's liaison with member institutions with all matters pertaining to Olympic sport administration.

In addition to his duties with the conference, Siedliski was a member of the NCAA Division I Men's Lacrosse Committee for three years, and chaired the committee in 2013.

Siedliski came to the conference in 1998 as Director of Sport Administration and was promoted to Assistant Commissioner for Sport Administration in 2000 before assuming his current role on the conference's senior staff.

Before joining the conference, Siedliski had been Executive Director of the New Jersey Association of USA Track & Field.

Siedliski is a 1989 graduate of Rutgers University.



Chuck Sullivan Assistant Commissioner (Communications)

Chuck Sullivan joined the conference as Director of Communications in August 2007 and was promoted to Assistant Commissioner in 2014.

Sullivan manages the day-to-day communications operations for The American's 21 Division I sports and serves as the primary external relations contact for football.

Sullivan has served on the media coordination staff for the College Football Playoff, the BCS National Championship and the NCAA Final Four.

Before coming to the conference, Sullivan served as Director of Athletic Communications at Harvard University from 2003-07, where he managed the communications efforts for the nation's largest inter-collegiate athletics program. He also served as Assistant Director of Athletics for Communications at Bryant University from 1999-2003. He was the Sports Information Director at UMass Boston from 1995-99.

Sullivan is a 1993 graduate of Boston University.



Robert Weygand Jr. Assistant Commissioner (Sport Administration & Championships)

Robert Weygand joined the conference staff in 2004 and serves as Assistant Commissioner of Sport Administration and Championships.

Weygand serves as one of the primary administrators and contacts for several American Athletic Conference sports and is the lead office liaison for communication with member schools' administrators, coaching staffs and game officials. He provides on-site management of select conference championships, oversees regular-season scheduling and is the conference's liaison with the members' sports medicine group.

Weygand served as Director of Sport Administration since 2007 after spending three years as Assistant Director of Sport Administration.

Weygand is a 2002 graduate of the University of Rhode Island with a degree in sports medicine. He earned a master's degree in education from Springfield College in 2004.



Bill Potter Senior Director of Communications & Digital Media

Bill Potter has served as Senior Director of Communications and Digital Media at the American Athletic Conference since August 2016.

In his role, Potter serves as the primary communications contact for men's basketball, women's golf and rowing and oversee The American Digital Network.

Potter comes to The American following six years at the Horizon League. He joined the League office as director of communications in 2010 after four years at IUPUI.

While at the Horizon League, Potter served on the conference's leadership team, managed a three-person staff and had oversight over the Horizon League television, marketing, ticketing and sports information directors committees. He directed the league's messaging, communications and branding efforts and oversaw the Horizon League Network. During the 2015-16 school year, the Conference delivered more than 600 live events to ESPN3.

Potter participated in the league's media rights negotiations with ESPN and other media partners for distribution of Conference content and served as coordinating producer for Horizon League championships and men's basketball games for ESPN3. He was part of the Conference's men's basketball leadership team and assisted with scheduling, strategic planning and officiating.

A member of the 2016 Men's Final Four media operations team, Potter was the local media coordinator for the 2015 NCAA Men's Final Four and the 2013 and 2014 NCAA Men's Basketball Midwest regionals.

Potter is a 2005 graduate of Boston College where he earned a bachelor's degree in communications and a minor in history.



CONFERENCE STAFF



Catherine Carmignani
Senior Director of Branding
and Sport Administration

Joined Conference Staff
2012



Patrick Colbert
Senior Director of
Sport Administration &
Championships

Joined Conference Staff
2012



Hali Oughton
Assistant Director of
Digital Media and Reporter

Joined Conference Staff
2014



Lisa Zanecchia
Assistant to the
Commissioner

Joined Conference Staff
1982



Kathy Kirkpatrick
Receptionist

Joined Conference Staff
1990



Cody Getz
Video Production Intern

Joined Conference Staff
2017



Jordan Reid
Administrative Fellow

Joined Conference Staff
2017




Michael Costa
Senior Director of
Football Administration

Joined Conference Staff
2010



Karen Giblin
Director of Business Affairs

Joined Conference Staff
2014



Gary Robinson
Assistant Director of
Digital Communications

Joined Conference Staff
2016



Lois DeBlois
Executive Assistant
for Administration

Joined Conference Staff
1991



Greg Barlow
Communications Intern

Joined Conference Staff
2017



Terry McAulay
Coordinator of Football
Officiating

Joined Conference Staff
2008



Francesca Spinella
Administration Assistant
for Compliance and
Governance

Joined Conference Staff
2017



Andrea Dahly
Senior Director of
Compliance

Joined Conference Staff
2014



Chevonne Mansfield
Director of Communications

Joined Conference Staff
2013



Kauri Black
Assistant Director of
Broadcast Scheduling

Joined Conference Staff
2015



Wanda Factor
Administrative Assistant

Joined Conference Staff
1999



Alyssa Shannon
Communications Intern

Joined Conference Staff
2017



Debbie Williamson
Coordinator of Women's
Basketball Officiating

Joined Conference Staff
2013



AMERICAN ATHLETIC CONFERENCE NOTEBOOK

WU-SHOCK

On July 1, Wichita State University officially became a member of the American Athletic Conference. In 2017, the Shockers clinched their sixth-straight NCAA Tournament bid and advanced to the Round of 32 for a fifth consecutive year.

The Shockers are one of just five schools that have won a game in each of the last five NCAA Tournaments, joining North Carolina, Kansas, Oregon and Gonzaga.

Going back to their Final Four season in 2012-13, the Shockers' 152 wins and .840 winning percentage are second only to Gonzaga.

Wichita State's four 30-win seasons over that five-year stretch is the most of any team in college hoops -- matched just five other times in NCAA history.

The Shockers' string of eight consecutive 25-win seasons is one of Division I's five-longest active streaks. Kansas (12), Gonzaga (10), Duke (10) and VCU (8) are also on the list.

CALL TO ACTION

As he saw flooding throughout the Houston area, head coach Kelvin Sampson issued a simple call to action, asking for 20 t-shirts and 10 pairs of shoes from every men's and women's college and high school program in the country. The response was overwhelming. To this point, the Houston men's basketball program has collected upwards of:

150,000 t-shirts

20,000 pairs of shoes

Nearly 1,500 commitments were made via Twitter, including universities/colleges, high schools, community colleges, conferences, AAU and other basketball programs, basketball publications, basketball media members, businesses and individuals. Donation commitments came from all but one of the United States as well as Washington, D.C., and Canada.

TOURNAMENT RESUMES

With the addition of Wichita State and Gregg Marshall, the 12 men's basketball coaches of The American have a combined 79 NCAA Tournament appearances as head coaches. Memphis' Tubby Smith, leads the way with 18.

10 of 12 American head coaches have reached the NCAA Tournament, while Tulane's Mike Dunleavy, Sr., has coached in the NBA Playoffs seven times.

American head coaches boast:

- 2 national championships (Smith, Ollie)
- 4 Final Fours (Smith, Sampson, Marshall, Ollie)
- 8 Elite Eights (Smith, Sampson, Marshall, Ollie)
- 17 Sweet Sixteens (Smith, Sampson, Marshall, Ollie, Dawkins, Cronin)



ARE YOU EXPERIENCED?

Entering 2017-18, four American Athletic Conference teams project to return over 70-percent of its total points from last season:

Team	% Total Points Returning
Cincinnati	74.6
Temple	72.3
Tulsa	78.1
Wichita State	93.0

GREAT 8

After reaching the NCAA Tournament in 2017, Cincinnati is one of eight schools that has made the NCAA tournament in each of the last seven seasons. The others are Duke, Gonzaga, Kansas, Michigan State, North Carolina, Virginia Commonwealth and Wisconsin.

AMERICAN ATHLETIC CONFERENCE NOTEBOOK



NINERS

UConn's Kevin Ollie and Memphis' Tubby Smith are among the nine active Division I coaches who have won an NCAA title. The others are Jim Boeheim (Syracuse), John Calipari (Kentucky), Tom Izzo (Michigan State), Mike Krzyzewski (Duke), Bill Self (Kansas), Roy Williams (North Carolina) and Jay Wright (Villanova).

FINAL FOURS

Thirty-three percent of The American's head coaches have reached the Final Four during their careers. Tubby Smith (Kentucky, 1998), Kelvin Sampson (Oklahoma, 2002), Gregg Marshall (Wichita State, 2013) and Kevin Ollie (UConn, 2014) have all earned Final Four rings.

STREAKING

Next year will see SMU open the season with the nation's fourth-longest active homecourt winning streak, a 22-game run at Moody Coliseum. Cincinnati has won 26 straight games at Fifth Third Arena, second-longest nationally, but will play its games at BBGT Arena while Fifth Third Arena is undergoing a renovation.

Team	Homecourt Win Streak
Oregon	42
Cincinnati	26
Texas Southern	23
SMU	22
Florida State	21

COACH COULD PLAY, TOO

Five American Athletic Conference head coaches (clockwise from top left) - Johnny Dawkins (Duke), Mike Dunleavy, Sr. (South Carolina), Kevin Ollie (UConn), Jeff Lebo (North Carolina) and Tim Jankovich (Kansas State) - led their teams to the Sweet 16 or further as a student-athlete.

GETTING DEFENSIVE

Six of the nation's top 35 teams in field-goal percentage defense were in The American last season:

Team	FG% Def	Rank
UCF	36.5	1 st
SMU	38.6	7 th
Cincinnati	38.8	9 th
ECU	39.2	10 th
UConn	39.3	12 th
Houston	40.8	34 th

Additionally, Wichita State ranked 4th nationally with a 37.7 field-goal percentage defense in 2016-17.

MOVING ON UP

The trio of SMU's Semi Ojeleye and Sterling Brown, along with Houston's Damyean Dotson, were selected in the 2017 NBA Draft. The three selections match the most in The American's short history, equaling the output from the 2014 NBA Draft, when Shabazz Napier, DeAndre Daniels and Russ Smith all heard their names called.

Player, Team	Round (Pick)
Semi Ojeleye, Boston	2 (37)
Damyean Dotson, New York	2 (44)
Sterling Brown, Philadelphia*	2 (46)

* Brown's rights traded to Milwaukee

THE AMERICAN ON TELEVISION

The American Athletic Conference announced its 2017-18 men's basketball schedule which includes more than 150 national television broadcasts.

Ninety-seven conference games will be nationally televised by industry leaders ESPN and CBS Sports. Twenty-one conference games will be carried either on ESPN or ESPN2, with Thursday evenings on ESPN highlighting The American throughout the season. Twenty-three additional games will be seen on ESPNU, with 26 scheduled for ESPNEWS. CBS Sports will televise two conference games - Wichita State's American Athletic Conference debut on Dec. 30 at UConn and the regular-season finale between Cincinnati and Wichita State on March 4 - while CBS Sports Network will carry 25 conference games.

Conference play begins Wednesday, Dec. 27 as defending conference champion SMU welcomes UCF to Moody Coliseum before a national audience on ESPN2. Three American Athletic Conference games will follow on Thursday, Dec. 28.

SMU and Cincinnati, the finalists in last year's American Athletic Conference championship, will square off on Sunday, Jan. 7, and Sunday, Feb. 11, with games airing on ESPN2 and ESPN, respectively.

The American also announced select non-conference games with additional telecasts to be added in the future.

The American's national TV slate opens on Nov. 10 with Memphis meeting Alabama in the Veteran's Classic in Annapolis, Md., on CBS Sports Network. The schedule expands the following two weeks as Tulsa (Puerto Rico Tip-Off), Temple (Charleston Classic), Wichita State (Maui Invitational), UCF (AdvoCare Invitational), UConn (Phil Knight Invitational) and SMU (Battle 4 Atlantis) all enter tournament play.

Key non-conference home games for American teams include SMU taking on USC (Dec. 2, ESPNU), Houston meeting Arkansas (Dec. 2, CBSSN), Temple hosting Wisconsin (Dec. 7, ESPNU) and Villanova (Dec. 13, ESPN2), Cincinnati welcoming Mississippi State (Dec. 12, ESPN2), Wichita State meeting Oklahoma (Dec. 16, ESPN2), and UConn hosting Villanova (Jan. 20, CBS).

Among the conference's neutral site matchups are three games at Madison Square Garden: Temple versus South Carolina (Nov. 30), UConn versus Syracuse (Dec. 5, ESPN), and Memphis versus Louisville (Dec. 16, ESPN2). Additionally, Dec. 9 will see Cincinnati will meet Florida at the Prudential Center and Tulsa takes on Kansas State at Intrust Bank Arena in Wichita. Tulane faces Florida State at Amalie Arena on Dec. 10 (ESPNU), while Houston meets Providence on Dec. 20 at Mohegan Sun Arena (ESPNU).

All of the games included in the ESPN package will be available through WatchESPN, accessible on computers, smartphones, tablets and connected devices to fans who receive their video subscription from an affiliated provider. Each of the CBS Sports games will be available to stream live in markets across the U.S. via the CBS All Access subscription service, with additional coverage on CBSSports.com and the CBS Sports app.

The 2017-18 conference schedule sees each team in The American play 18 games. Each team will play seven opponents twice and four opponents once. This year will mark the first for Wichita State as a member of the American Athletic Conference.

The 2018 American Athletic Conference Men's Basketball Championship will take place March 8-11 at the Amway Center in Orlando, Fla. ESPN networks will provide live coverage of the first two days of the championship, with CBS Sports carrying the semifinals and championship game.

ESPN

Tuesday, Dec. 5
UConn vs. Syracuse..... 9 p.m.

Sunday, Feb. 11
Cincinnati at SMU* 4 p.m.

Sunday, Feb. 18
Wichita State at Cincinnati* 4 p.m.

Thursday, March 1
Wichita State at UCF* 7 p.m.

ESPN2

Monday, Nov. 20
Wichita State vs. California..... 5 p.m.

Friday, Nov. 24
UCF vs. West Virginia/Marist 5/7:30 p.m.

Thursday, Nov. 30
Missouri at UCF1 9 p.m.

Sunday, Dec. 3
Tulane at North Carolina 2:00 p.m.

Saturday, Dec. 9
Wichita State at Oklahoma State..... 4 p.m.

Tuesday, Dec. 12
Mississippi State at Cincinnati 7 p.m.

Wednesday, Dec. 13
Villanova at Temple..... 7 p.m.

Saturday, Dec. 16
Memphis vs. Louisville15..... 12 p.m.
Oklahoma at Wichita State..... 4 p.m.

Thursday, Dec. 21
UConn at Arizona 9 p.m.

Saturday, Dec. 23
UConn at Auburn..... 2:30 p.m.

Wednesday, Dec. 27
UCF at SMU* 9 p.m.

Thursday, Dec. 28
Tulane at Temple* 7 p.m.

Saturday, Jan. 7
SMU at Cincinnati* 6 p.m.

Sunday, Jan. 28
UConn at Temple* 8 p.m.

Thursday, Feb. 8
SMU at Houston* 9 p.m.

Wednesday, Feb. 28
Houston at SMU* 9 p.m.

Thursday, March 1
Cincinnati at Tulane* 9 p.m.

ESPN or ESPN2

Thursday, Jan. 4
Houston at Wichita State* 7/9 p.m.
Cincinnati at Temple* 7/9 p.m.

Thursday, Jan. 11
Wichita State at ECU* 9 p.m.

Thursday, Feb. 1
Wichita State at Temple* 7 p.m.

Saturday, Feb. 3
Cincinnati at UConn* 12 p.m.

Saturday, Feb. 10
UConn at Wichita State* TBA

Thursday, Feb. 15
Temple at Wichita State* 7 p.m.

Thursday, Feb. 22
UConn at Cincinnati* 7 p.m.

Saturday, Feb. 24
Wichita State at SMU* 2 p.m.

CBS SPORTS

Saturday, Dec. 16
Cincinnati at UCLA..... 3:30 p.m.

Saturday, Dec. 30
Wichita State at UConn* 12 p.m.

Saturday, Jan. 20
Villanova at UConn..... 12 p.m.

Sunday, March 4
Cincinnati at Wichita State* 12 p.m.

ESPN2 or ESPN

Friday, Nov. 17
Temple vs. Auburn/Indiana State 11 a.m./3:30 p.m.

Sunday, Nov. 19
Temple vs. TBD TBA
Tulsa vs. TBD TBA

Wednesday, Nov. 22
Wichita State vs. TBD TBA

Sunday, Nov. 26
UCF vs. TBD TBA
UConn vs. TBD TBA

ADDITIONAL NETWORK GAMES

Friday, Nov. 17
Houston vs. Drexel..... 3:30 p.m.(FloHoops)

Saturday, Nov. 18
Houston vs. Liberty/Mercer..... 3:30/5:30 p.m.(FloHoops)

Sunday, Nov. 19
USF at Indiana 6 p.m.(BTN)

Friday, Nov. 24
ECU at Rutgers 1 p.m.(BTN Plus)

Sunday, Nov. 26
Temple at La Salle..... 5 p.m. (NBCSN)

Saturday, Dec. 2
Cincinnati at Xavier 12 p.m.(FS1)

Tuesday, Dec. 5
SMU at TCU..... 9 p.m.(FS Plus)

Saturday, Dec. 9
Tulsa vs. Kansas State 8 p.m.(Fox SportsKC)



Friday, Nov. 17	
Tulsa vs. Iowa State/Appalachian State.....	5/7 p.m.
Thursday, Nov. 23	
UConn vs. Oregon.....	9 p.m.
Monday, Nov. 27	
Alabama State at Cincinnati.....	7 p.m.
Thursday, Nov. 30	
Temple vs. South Carolina.....	9 p.m.
Saturday, Dec. 2	
Wichita State at Baylor.....	2 p.m.
USC at SMU.....	10 p.m.
Sunday, Dec. 3	
UCF at Alabama.....	2:00 p.m.
Wednesday, Dec. 6	
Wisconsin at Temple.....	7 p.m.
Sunday, Dec. 10	
Tulane vs. Florida State.....	12 p.m.
Tuesday, Dec. 12	
Albany at Memphis.....	9 p.m.
Monday, Dec. 18	
Boise State at SMU.....	9 p.m.
Wednesday, Dec. 20	
Houston vs. Providence.....	7 p.m.
Saturday, Dec. 30	
Temple at Houston*.....	TBA
Sunday, Dec. 31	
Memphis at Cincinnati*.....	4 p.m.
USF at SMU*.....	8 p.m.
Thursday, Jan. 4	
SMU at Tulane*.....	9 p.m.
Thursday, Jan. 11	
Tulsa at Houston*.....	7 p.m.
Saturday, Jan. 13	
Wichita State at Tulsa*.....	7:30 p.m.
Wednesday, Jan. 17	
SMU at Wichita State*.....	7 p.m.
Saturday, Jan. 20	
Wichita State at Houston*.....	12 p.m.
UCF at USF*.....	6 p.m.
Memphis at Tulsa*.....	8 p.m.
Saturday, Feb. 3	
Houston at UCF*.....	12 p.m.
Wednesday, Feb. 7	
USF at UConn*.....	7 p.m.
Saturday, Feb. 10	
Temple at USF*.....	12 p.m.
Wednesday, Feb. 14	
Memphis at SMU*.....	9 p.m.
Thursday, Feb. 15	
Tulsa at UConn*.....	7 p.m.
Thursday, Feb. 15	
Tulsa at UConn*.....	7 p.m.
Saturday, Feb. 17	
SMU at UCF*.....	11 a.m.
Memphis at Tulane*.....	3 p.m.
Saturday, Feb. 24	
Tulane at USF*.....	12 p.m.
Sunday, Feb. 25	
UCF at Temple*.....	2/4 p.m. (or ESPN)
Memphis at UConn.....	2/4 p.m. (or ESPN)
Thursday, March 1	
Tulsa at ECU*.....	7 p.m.
Sunday, March 4	
Tulane at UCF*.....	4:30 p.m.



Thursday, Dec. 2	
Houston at USF*.....	TBA (or ESPN)
ECU at Tulsa*.....	TBA (or ESPN)
Saturday, Dec. 9	
Coppin State at UConn.....	2 p.m.
Sunday, Dec. 31	
UCF at ECU*.....	4 p.m.
Wednesday, Jan. 3	
UConn at Tulsa*.....	7 p.m.
Saturday, Jan. 6	
ECU at UConn*.....	12 p.m.
Tulsa at Memphis*.....	4 p.m.
Tuesday, Jan. 9	
Tulane at Memphis*.....	7 p.m.
Saturday, Jan. 13	
UConn at Tulane*.....	1 p.m.
Cincinnati at USF*.....	7 p.m.
Wednesday, Jan. 17	
Tulsa at Temple*.....	6 p.m.
Houston at Tulane*.....	8 p.m.
Saturday, Jan. 20	
ECU at Cincinnati*.....	4 p.m.
Tulane at SMU*.....	6 p.m.
Wednesday, Jan. 31	
Tulane at ECU*.....	6:30 p.m.
Memphis at USF*.....	8:30 p.m.
Saturday, Feb. 3	
Memphis at ECU*.....	2 p.m.
Sunday, Feb. 4	
Temple at Tulane*.....	3 p.m.
Wednesday, Feb. 7	
ECU at Temple*.....	7 p.m.
Thursday, Feb. 8	
Tulane at Tulsa*.....	7 p.m.
Sunday, Feb. 11	
Tulane at Houston*.....	3 p.m.
Wednesday, Feb. 14	
USF at UCF*.....	6 p.m.
ECU at Tulane*.....	8 p.m.
Sunday, Feb. 18	
UConn at ECU*.....	3 p.m.
Wednesday, Feb. 21	
SMU at ECU*.....	7 p.m.
UCF at Tulsa*.....	9 p.m.
Thursday, March 1	
USF at Memphis*.....	9 p.m.
Sunday, March 4	
SMU at USF*.....	2 p.m.



Friday, Nov. 10	
Memphis vs. Alabama.....	6:30 p.m.
Monday, Nov. 13	
College of Charleston at Wichita State.....	9 p.m.
Saturday, Dec. 2	
Arkansas at Houston.....	7:30 p.m.
Saturday, Dec. 9	
Saint Joseph's at Temple.....	2:30 p.m.
Friday, Dec. 22	
Florida Gulf Coast at Wichita State.....	7 p.m.
Thursday, Dec. 28	
LSU at Memphis.....	9 p.m.
Saturday, Jan. 7	
Temple at UCF*.....	12 p.m.
USF at Wichita State*.....	4 p.m.
Wednesday, Jan. 10	
UCF at UConn*.....	7 p.m.
Temple at SMU*.....	9 p.m.
Saturday, Jan. 13	
Memphis at Temple*.....	2 p.m.
Tuesday, Jan. 16	
Cincinnati at UCF*.....	7 p.m.
UConn at Memphis*.....	9 p.m.
Saturday, Jan. 27	
Cincinnati at Memphis*.....	6 p.m.
Sunday, Jan. 28	
ECU at SMU*.....	2 p.m.
Tulsa at Wichita State*.....	6 p.m.
Wednesday, Jan. 31	
Houston at Cincinnati*.....	7 p.m.
UConn at UCF*.....	9 p.m.
Thursday, Feb. 1	
SMU at Tulsa*.....	8 p.m.
Tuesday, Feb. 6	
UCF at Cincinnati*.....	7 p.m.
Wichita State at Memphis*.....	9 p.m.
Sunday, Feb. 11	
UCF at Memphis*.....	4 p.m.
Thursday, Feb. 15	
CCincinnati at Houston*.....	7 p.m.
Sunday, Feb. 18	
Houston at Temple*.....	4 p.m.
Wednesday, Feb. 21	
Tulane at Wichita State*.....	7:30 p.m.
Thursday, Feb. 22	
Houston at Memphis*.....	9 p.m.
Sunday, Feb. 25	
Tulsa at Cincinnati*.....	12 p.m.
Wednesday, Feb. 28	
Temple at UConn*.....	7 p.m.
Sunday, March 4	
UConn at Houston*.....	4 p.m.

2017-18 COMPOSITE SCHEDULE

DATE/GAME	TIME (ET)	TV	DATE/GAME	TIME (ET)	TV
Friday, Nov. 10			Friday, Nov. 24		
Savannah State at Cincinnati ¹	12 p.m.	ESPN3	ECU at Rutgers	1 p.m.	BTN Plus
Lamar at Tulsa	1 p.m.		UCF vs. West Virginia/Marist ¹¹	5/7:30 p.m.	ESPN2/ESPN3
Memphis vs. Alabama ²	6:30 p.m.	CBSSN	UConn vs. DePaul/Michigan State ⁹	9:30 p.m./12 a.m.	ESPN/ESPNU
Colgate at UConn	7 p.m.	SNV/ESPN3	Arkansas State at USF ³	TBA	
Mercer at UCF	8 p.m.	ESPN3	SMU vs. TBD ³	TBA	
McNeese State at Houston	8 p.m.	ESPN3			
Florida Atlantic at USF	8 p.m.	ESPN3	Saturday, Nov. 25		
UMKC at Wichita State	8 p.m.	COX	Incarinate Word at Houston	8 p.m.	
UMBC at SMU ⁴	8 p.m.	ESPN3	Northern Kentucky at Memphis	TBA	ESPN3
LIU Brooklyn at Tulane ⁴	8 p.m.	ESPN3	Central Arkansas at Tulsa	TBA	
Sunday, Nov. 12			Sunday, Nov. 26		
Louisiana-Monroe at SMU	4 p.m.	ESPN3	Tulane at Georgia State	12 p.m.	
Coppin State at ECU	5 p.m.		North Carolina AGT at ECU	4 p.m.	ESPN3
Monday, Nov. 13			Temple at La Salle	5 p.m.	NBCSN
Western Carolina at Cincinnati	7 p.m.	ESPN3	UCF vs. TBD ¹⁴	TBA	ESPN2/EU/E3
Morgan State at USF	7 p.m.	ESPN3	UConn vs. TBD ⁹	TBA	ESPN/E2/EU
Southeastern Louisiana at Tulane	8 p.m.		Eastern Michigan at USF ⁹	TBA	ESPN3
Oral Roberts at Tulsa	8 p.m.				
College of Charleston at Wichita State	9 p.m.	CBSSN	Monday, Nov. 27		
Tuesday, Nov. 14			Alabama State at Cincinnati	7 p.m.	ESPNU
Stony Brook at UConn ⁵	7 p.m.	SNV/ESPN3	Tuesday, Nov. 28		
Little Rock at Memphis	8 p.m.	ESPN3	UTRGV at SMU	8 p.m.	ESPN3
Wednesday, Nov. 15			UTSA at Tulsa	8 p.m.	ESPN3
Gardner-Webb at UCF	7 p.m.	ESPN3	Savannah State at Wichita State	8 p.m.	COX
Radford at ECU	7 p.m.	ESPN3			
USF at Stetson	7 p.m.		Wednesday, Nov. 29		
Northwestern State at SMU	8 p.m.	ESPN3	Columbia at UConn	7 p.m.	SNV/ESPN3
Thursday, Nov. 16			New Orleans at Houston	8 p.m.	
Temple vs. Old Dominion ⁶	2 p.m.	ESPN3	Alcorn State at Tulane	8 p.m.	
Coppin State at Cincinnati	7 p.m.	ESPN3			
Tulsa vs. Western Michigan ⁷	8 p.m.	ESPN3	Thursday, Nov. 30		
Friday, Nov. 17			USF at Elon	7 p.m.	
Temple vs. Auburn/Indiana State ⁸	11 a.m./1:30 p.m.	ESPN2/ESPNU	UNC-Wilmington at ECU	8 p.m.	ESPN3
Tulane vs. Colorado State ⁴	2 p.m.	CBSSN	Missouri at UCF ¹¹	9 p.m.	ESPN2
Houston vs. Drexel ⁸	3:30 p.m.	FloHoops	Temple vs. South Carolina ¹²	9 p.m.	ESPNU
Tulsa vs. Iowa State/Appalachian State ⁷	5/7 p.m.	ESPNU	Memphis at UAB	TBA	
Central Connecticut State at ECU	7 p.m.	ESPN3			
Saturday, Nov. 18			Saturday, Dec. 2		
William & Mary at UCF	2 p.m.	ESPN3	Cincinnati at Xavier	12 p.m.	FS1
Houston vs. Liberty/Mercer ⁴	3:30/5:30 p.m.	FloHoops	Wichita State at Baylor	2 p.m.	ESPNU
Arkansas-Pine Bluff at SMU	8 p.m.	ESPN3	Monmouth at UConn	4 p.m.	SNV/ESPN3
Sunday, Nov. 19			Delaware State at ECU	5 p.m.	
Boston University at UConn	6 p.m.	SNV/ESPN3	Mercer at Memphis	5 p.m.	ESPN3
USF at Indiana ⁹	6 p.m.	BTN	USF at Appalachian State	7 p.m.	
Tulane vs. Fordham ¹	7:30 p.m.	CBSSN	Arkansas at Houston	7:30 p.m.	CBSSN
Temple vs. TBD ⁶	TBA	ESPN2/ESPNU/ESPN3	USC at SMU	10 p.m.	ESPNU
Tulsa vs. TBD ⁷	TBA	ESPN2/ESPNU/ESPN3	Tulsa at Illinois State	TBA	
Monday, Nov. 20			Sunday, Dec. 3		
Wichita State vs. California ¹⁰	5 p.m.	ESPN2	Tulane at North Carolina	2:00 p.m.	ESPN2
Cleveland State at ECU	7 p.m.	ESPN3	UCF at Alabama	2:00 p.m.	ESPNU
Cincinnati vs. Buffalo ¹	7:30 p.m.		Temple vs. George Washington ¹³	TBA	
Houston vs. TBD ⁹	TBA				
Tuesday, Nov. 21			Monday, Dec. 4		
Wichita State vs. Marquette/VCU ¹⁰	1:30/4 p.m.	ESPN/ESPN2	Campbell at ECU	7 p.m.	ESPN3
New Orleans at Memphis	8 p.m.	ESPN3			
Cincinnati vs. Richmond/UAB ¹	TBA		Tuesday, Dec. 5		
Wednesday, Nov. 22			Samford at Memphis	8 p.m.	ESPN3
Cincinnati vs. TBD ¹	5/7:30 p.m.		South Dakota State at Wichita State	8 p.m.	COX
Howard at USF ³	7 p.m.	ESPN3	SMU at TCU	9 p.m.	FS Plus
Tulane vs. Miami (Ohio) ¹⁴	8 p.m.	ESPN3	UConn vs. Syracuse ¹⁴	9 p.m.	ESPN
SMU vs. Northern Iowa ³	9:30 p.m.	TBA			
Wichita State vs. TBD ¹⁰	TBA	ESPN2/ESPNU	Wednesday, Dec. 6		
Thursday, Nov. 23			Southern at Tulane	1 p.m.	ESPN3
SMU vs. North Carolina State/Arizona ³	3/9:30 p.m.	TBA	Wisconsin at Temple	7 p.m.	ESPNU
UCF vs. Nebraska ¹¹	6 p.m.	ESPN3	Fairfield at Houston	8 p.m.	ESPN3
UConn vs. Oregon ⁵	9 p.m.	ESPNU			
			Saturday, Dec. 9		
			Bryant at Memphis ¹⁵	1 p.m.	ESPN3
			Southern at UCF	1 p.m.	ESPN3
			Coppin State at UConn	2 p.m.	ESPNEWS
			Saint Joseph's at Temple	2:30 p.m.	CBSSN
			Wichita State at Oklahoma State	4 p.m.	ESPN2
			Tulsa vs. Kansas State ¹⁶	8 p.m.	Fox Sports KC
			Cincinnati vs. Florida ¹⁷	TBA	TBA
			Houston at Saint Louis	TBA	
			Sunday, Dec. 10		
			Tulane vs. Florida State ¹⁸	12 p.m.	ESPNU

2017-18 COMPOSITE SCHEDULE

DATE/GAME	TIME (ET)	TV	DATE/GAME	TIME (ET)	TV
Monday, Dec. 11 Florida International at USF	7 p.m.	ESPN3	Thursday, Jan. 4 Houston at Wichita State* Cincinnati at Temple* SMU at Tulane*	7/9 p.m. 7/9 p.m. 9 p.m.	ESPN/ESPN2 ESPN/ESPN2 ESPNU
Tuesday, Dec. 12 Mississippi State at Cincinnati Southeastern Louisiana at UCF Albany at Memphis ¹⁵	7 p.m. 7 p.m. 9 p.m.	ESPN2 ESPN3 ESPNU	Saturday, Jan. 6 ECU at UConn* Tulsa at Memphis*	12 p.m. 4 p.m.	ESPNNEWS ESPNNEWS
Wednesday, Dec. 13 Villanova at Temple New Orleans at SMU Houston at LSU	7 p.m. 8 p.m. 8 p.m.	ESPN2 ESPN3	Sunday, Jan. 7 Temple at UCF* USF at Wichita State* SMU at Cincinnati*	12 p.m. 4 p.m. 6 p.m.	CBSSN CBSSN ESPN2
Thursday, Dec. 14 Bethune-Cookman at USF Prairie View AGM at Tulsa	7 p.m. 8 p.m.	ESPN3	Tuesday, Jan. 9 Tulane at Memphis*	7 p.m.	ESPNNEWS
Saturday, Dec. 16 Memphis vs. Louisville ¹⁵ Cincinnati at UCLA Oklahoma at Wichita State Drexel at Temple Manhattan at Tulsa	12 p.m. 3:30 p.m. 4 p.m. 5 p.m. 7 p.m.	ESPN2 CBS ESPN2 ESPN3 ESPN3	Wednesday, Jan. 10 UCF at UConn* Temple at SMU*	7 p.m. 9 p.m.	CBSSN CBSSN
Sunday, Dec. 17 Prairie View AGM at Houston	4 p.m.		Thursday, Jan. 11 Tulsa at Houston* Wichita State at ECU*	7 p.m. 9 p.m.	ESPNU ESPN/ESPN2
Monday, Dec. 18 Charlotte at ECU Northern Arizona at USF Nicholls State at Tulane Boise State at SMU	7 p.m. 7 p.m. 8 p.m. 9 p.m.	ESPN3 ESPN3 ESPNU	Saturday, Jan. 13 UConn at Tulane* Memphis at Temple* Cincinnati at USF* Wichita State at Tulsa*	1 p.m. 2 p.m. 7 p.m. 7:30 p.m.	ESPNNEWS CBSSN ESPNNEWS ESPNU
Tuesday, Dec. 19 UCF at Stetson Arkansas-Pine Bluff at Cincinnati Cal Poly at SMU Arkansas State at Wichita State Tulsa at Oklahoma State	6 p.m. 7 p.m. 8 p.m. 8 p.m. 9 p.m.	ESPN3 ESPN3 ESPN3 COX FSOK	Sunday, Jan. 14 Houston at ECU*	2 p.m.	ESPN3
Wednesday, Dec. 20 Houston vs. Providence ¹⁹ Siena at Memphis ¹⁵	7 p.m. 8 p.m.	ESPNU ESPN3	Tuesday, Jan. 16 Cincinnati at UCF* UConn at Memphis*	7 p.m. 9 p.m.	CBSSN CBSSN
Thursday, Dec. 21 South Alabama at Tulane South Carolina State at UCF Cleveland State at Cincinnati Charlotte at USF Grambling at ECU UConn at Arizona	2 p.m. 7 p.m. 7 p.m. 7 p.m. 7 p.m. 9 p.m.	ESPN3 ESPN3 ESPN3 ESPN3 ESPN2	Wednesday, Jan. 17 Tulsa at Temple* SMU at Wichita State* USF at ECU* Houston at Tulane*	6 p.m. 7 p.m. 7 p.m. 8 p.m.	ESPNNEWS ESPNU ESPN3 ESPNNEWS
Friday, Dec. 22 Florida Gulf Coast at Wichita State Temple at Georgia	7 p.m. TBA	CBSSN	Saturday, Jan. 20 Villanova at UConn Wichita State at Houston* ECU at Cincinnati* UCF at USF* Tulane at SMU* Memphis at Tulsa* Temple at Penn	12 p.m. 12 p.m. 4 p.m. 6 p.m. 6 p.m. 8 p.m. TBA	CBS ESPNU ESPNNEWS ESPNU ESPNNEWS ESPNU TBA
Saturday, Dec. 23 Loyola (MD) at Memphis UConn at Auburn	12 p.m. 2:30 p.m.	ESPN3 ESPN2	Wednesday, Jan. 24 Temple at Cincinnati*	9 p.m.	CBSSN
Wednesday, Dec. 27 UCF at SMU*	9 p.m.	ESPN2	Thursday, Jan. 25 SMU at UConn* UCF at Wichita State* USF at Tulane*	7 p.m. 9 p.m. 9 p.m.	CBSSN ESPN2 ESPNU
Thursday, Dec. 28 Tulane at Temple* LSU at Memphis Houston at USF* ECU at Tulsa*	7 p.m. 9 p.m. TBA TBA	ESPN2 CBSSN ESPNU/ESPNNEWS ESPNU/ESPNNEWS	Saturday, Jan. 27 Cincinnati at Memphis*	6 p.m.	CBSSN
Saturday, Dec. 30 Wichita State at UConn* Temple at Houston*	12 p.m. TBA	CBS ESPNU	Sunday, Jan. 28 ECU at SMU* USF at Houston* Tulsa at Wichita State* UConn at Temple*	2 p.m. 3 p.m. 6 p.m. 8 p.m.	CBSSN ESPN3 CBSSN ESPN2
Sunday, Dec. 31 Tulsa at Tulane* Memphis at Cincinnati* UCF at ECU* USF at SMU*	3 p.m. 4 p.m. 4 p.m. 8 p.m.	ESPN3 ESPNU ESPNNEWS ESPNU	Wednesday, Jan. 31 Tulane at ECU* Houston at Cincinnati* Memphis at USF* UConn at UCF*	6:30 p.m. 7 p.m. 8:30 p.m. 9 p.m.	ESPNNEWS CBSSN ESPNNEWS CBSSN
Wednesday, Jan. 3 UConn at Tulsa* ECU at USF* Memphis at UCF*	7 p.m. 7 p.m. 7 p.m.	ESPNNEWS ESPN3 ESPN3	Thursday, Feb. 1 Wichita State at Temple* SMU at Tulsa*	7 p.m. 8 p.m.	ESPN/ESPN2 CBSSN
			Saturday, Feb. 3 Cincinnati at UConn* Houston at UCF* Memphis at ECU*	12 p.m. 12 p.m. 2 p.m.	ESPN/ESPN2 ESPNU ESPNNEWS

2017-18 COMPOSITE SCHEDULE

DATE/GAME	TIME (ET)	TV
Sunday, Feb. 4 Temple at Tulane* Tulsa at USF*	3 p.m. TBA	ESPNEWS ESPN3
Tuesday, Feb. 6 UCF at Cincinnati* Wichita State at Memphis*	7 p.m. 9 p.m.	CBSSN CBSSN
Wednesday, Feb. 7 USF at UConn* ECU at Temple*	7 p.m. 7 p.m.	ESPNU ESPNEWS
Thursday, Feb. 8 Tulane at Tulsa* SMU at Houston*	7 p.m. 9 p.m.	ESPNEWS ESPN2
Saturday, Feb. 10 Temple at USF* UConn at Wichita State*	12 p.m. TBA	ESPNU ESPN/ESPN2
Sunday, Feb. 11 UCF at Memphis* Cincinnati at SMU* Tulane at Houston*	4 p.m. 4 p.m. 6 p.m.	CBSSN ESPN ESPNU
Wednesday, Feb. 14 USF at UCF* ECU at Tulane* Memphis at SMU*	6 p.m. 8 p.m. 9 p.m.	ESPNEWS ESPNEWS ESPN
Thursday, Feb. 15 Temple at Wichita State* Tulsa at UConn* Cincinnati at Houston*	7 p.m. 7 p.m. 7 p.m.	ESPN/ESPN2 ESPNU CBSSN
Saturday, Feb. 17 SMU at UCF* Memphis at Tulane*	11 a.m. 3 p.m.	ESPNU ESPNU
Sunday, Feb. 18 UConn at ECU* USF at Tulsa* Wichita State at Cincinnati* Houston at Temple*	3 p.m. 3 p.m. 4 p.m. 4 p.m.	ESPNEWS ESPN3 ESPN CBSSN
Wednesday, Feb. 21 SMU at ECU* Tulane at Wichita State* UCF at Tulsa*	7 p.m. 7:30 p.m. 9 p.m.	ESPNEWS CBSSN ESPNEWS
Thursday, Feb. 22 UConn at Cincinnati* Houston at Memphis*	7 p.m. 9 p.m.	ESPN/ESPN2 CBSSN

DATE/GAME	TIME (ET)	TV
Saturday, Feb. 24 Tulane at USF* Wichita State at SMU*	12 p.m. 2 p.m.	ESPNU ESPN/ESPN2
Sunday, Feb. 25 Tulsa at Cincinnati* UCF at Temple* Memphis at UConn ECU at Houston*	12 p.m. 2/4 p.m. 2/4 p.m. 3 p.m.	CBSSN ESPN/ESPNU ESPN/ESPNU ESPN3
Wednesday, Feb. 28 Temple at UConn* Houston at SMU*	7 p.m. 9 p.m.	CBSSN ESPN2
Thursday, March 1 Wichita State at UCF* Tulsa at ECU* USF at Memphis* Cincinnati at Tulane*	7 p.m. 7 p.m. 9 p.m. 9 p.m.	ESPN ESPNU ESPNEWS ESPN2
Sunday, March 4 Cincinnati at Wichita State* SMU at USF* Temple at Tulsa* ECU at Memphis* UConn at Houston* Tulane at UCF*	12 p.m. 2 p.m. 3 p.m. 3 p.m. 4 p.m. 4:30 p.m.	CBS ESPNEWS ESPN3 ESPN3 CBSSN ESPNU

Note: some games carried on ESPN3 may also be carried locally/regionally

- * - American Athletic Conference game
 1 - Cayman Islands Classic (On Campus/Cayman Islands)
 2 - Veteran's Classic (Annapolis, Md.)
 3 - Battle 4 Atlantis (On Campus/Paradise Island, Bahamas)
 4 - Jamaica Classic (On Campus/Jamaica)
 5 - Phil Knight Invitational (Portland, Ore.)
 6 - Gildan Charleston Classic (On Campus/Charleston, S.C.)
 7 - Puerto Rico Tip-Off (Myrtle Beach, S.C.)
 8 - Paradise Jam (Liberty University; Lynchburg, Va.)
 9 - Hoosier Tip-Off Classic
 10 - Maui Invitational (Maui, Hawaii)
 11 - AdvoCare Invitational (Orlando, Fla.)
 12 - Under Armour Reunion (Madison Square Garden)
 13 - BBGT Classic (Capital One Arena; Washington, D.C.)
 14 - Jimmy V Classic (Madison Square Garden)
 15 - Gotham Classic (On Campus/Madison Square Garden)
 16 - Wichita Wildcat Classic (Intrust Bank Arena; Wichita, Kan.)
 17 - Never Forget Classic (Prudential Center; Newark, N.J.)
 18 - Amalie Arena (Tampa, Fla.)
 19 - Hall of Fame Showcase (Mohegan Sun Arena; Uncasville, Conn.)



THE AMERICAN DIGITAL NETWORK

The most in-depth coverage of the 2017 American Athletic Conference football season can once again be found on the American Digital Network, the over-the-top streaming video platform of The American and its 13 member institutions.

The American's partnership with L2 Productions provides video production services for more than 65 events annually on the American Digital Network through the 2018-19 academic year.

The American and L2 Productions have collaborated on live video production of regular-season and championship events for the past three years. The American Digital Network produced more than 80 events in the 2016-17 season. All events are carried by professional-grade, multiple-camera productions which include accomplished play-by-play announcers and expert analysts.

As a result of the partnership, the American Digital Network will continue to provide complete live video coverage of The American's postseason championships in cross country, swimming and diving, indoor track and field, outdoor track and field, tennis, golf and rowing.

The ADN will also provide coverage of any games of the conference's women's soccer, men's soccer, softball and baseball championships that are not carried by one of the conference's television partners.

Additionally, the American Digital Network will provide coverage of regular-season women's basketball games as well as select regular-season contests in soccer, volleyball, softball and baseball. The ADN will have full wraparound coverage of The American's postseason championships in football and men's and women's basketball.

In addition to its coverage of regular-season and championship events, the American Digital Network is the home for on-demand previews and game highlights as well as "The Rise," a weekly look at the conference that includes scores, highlights and feature stories.

The American Digital Network is also the primary source for coverage of the conference's Summer Kickoff and Media Days in Newport, Rhode Island. Coverage in 2017 will include live segments from the event's famous New England-style clambake as well as look-ins from the podium, including roundtable discussions with The American's 12 head coaches and the opening remarks by commissioner Mike Aresco.

The American Digital Network will continue its coverage of basketball season at Media Day in Philadelphia. Coverage in 2017 will include live segments featuring roundtable conversations with all 24 head coaches and interviews with student-athletes.

All of The American Digital Network productions are available on desktop, tablet, mobile and Roku devices at no charge. The ADN includes DVR functionality and immediate access to archived replays.



TM

TheAmerican.org/DN



2018 MEN'S BASKETBALL CHAMPIONSHIP

American Athletic Conference Championship

Amway Center • Orlando, Fla.

March 8-11, 2018

The 2018 American Athletic Conference Men's Basketball Championship will be played in the Amway Center, located in downtown Orlando, Fla.

The International Association of Venue Managers (IAVM) honored Amway Center with the 2017 Venue Excellence Award in August. The award is bestowed upon facilities that excel in the management and operation of public assembly venues. Previously, Amway Center has received other prestigious awards and recognition including the SportsBusiness Journal's "Sports Facility of the Year," the Stadium-Business Awards' "Customer Experience Award," the ESPN Magazine Ultimate Standings' "Best Stadium Experience in the NBA" and a Leadership in Energy & Environmental Design (LEED) Gold Certification in New Construction.

The Orlando Magic developed the Amway Center, which hosts major national events, concerts and family shows. The facility opened in the fall of 2010, and is operated by the City of Orlando and owned by the Central Florida community. The Amway Center was designed to reflect the character of the community, meet the goals of the users and build on the legacy of sports and entertainment in Orlando. The building's exterior features a modern blend of glass and metal materials, along with ever-changing graphics via a monumental wall along one façade. A 180-foot tall tower serves as a beacon amid the downtown skyline. At 875,000 square feet, the new arena is almost triple the size of the old Amway Arena (367,000 square feet). The building features a sustainable, environmentally-friendly design, unmatched technology, featuring 1,100 digital monitors and the tallest, high-definition video-board in an NBA venue, and multiple premium amenities available to all patrons in the building.

The Amway Center hosted the 2016 American Athletic Conference Men's Basketball Championship which saw UConn win four games in as many days to claim the tournament title.

The first two days of the 2018 men's basketball championship will be carried on ESPN, with CBS picking up the semifinals and championship on Saturday and Sunday, respectively.

CHAMPIONSHIP SCHEDULE (ALL TIMES EASTERN)

Thursday, March 8 • First Round

No. 9 seed vs. No. 8 seed	Noon	ESPNU
No. 12 seed vs. No. 5 seed	2 p.m.	ESPNU
No. 10 seed vs. No. 7 seed	7 p.m.	ESPNU
No. 6 seed vs. No. 11 seed	9 p.m.	ESPNU

Friday, March 9 • Quarterfinals

8/9 winner vs. No. 1 seed	Noon	ESPN2
5/12 winner vs. No. 4 seed	2 p.m.	ESPN2
7/10 winner vs. No. 2 seed	7 p.m.	ESPNU
6/11 winner vs. No. 3 seed	9 p.m.	ESPNU

Saturday, March 11 • Semifinals

Quarterfinal winners	1 p.m.	CBS
Quarterfinal winners	3:30 p.m.	CBS

Sunday, March 12 • Final

Semifinal winners	3 p.m.	CBS
-------------------	--------	-----



MEN'S BASKETBALL CHAMPIONSHIP - FUTURE SITES



MARCH 14-17, 2019: FEDEXFORUM | MEMPHIS, TENNESSEE

2020-22: DICKIES ARENA | FORT WORTH, TEXAS



MEN'S BASKETBALL TIE-BREAKERS

Seeding & Tie-Breaking Procedures

Overall Conference record, at the conclusion of the regular season, is used to seed teams numbering 1 through 12. If an institution is ineligible for tournament competition, all tiebreaking procedures will be followed, then the ineligible team will be removed from the tournament field and seeds will be adjusted accordingly in an upward manner.

The following procedures are in place to establish seeding for the championship and to break ties. Follow the appropriate steps in order.

Two-Team Tie

1. Regular season head-to-head results (one or two games). If the tied teams split their two games, then proceed to Step 2.
2. Each team's record vs. the team or tied teams occupying the highest position in the standings. Continue down through the standings until one team gains an advantage.

When comparing records against a single team or collective tied teams (before ties are broken), the following may apply:

- If the games played against the team or group are equal, winning percentage prevails.
- If the games played against the team or group are unequal, the following scenarios apply:

- Most wins do prevail only if the team with fewer wins could not equal that win total if they played the same number of games. Two examples of many scenarios that do provide an advantage:

1) Team A 2-0 2) Team A 3-0

Team B 0-1 Team B 1-1

- Most wins do not prevail if the team with fewer wins could equal or surpass the win total of the other team. Two examples of many scenarios that do not provide an advantage:

1) Team A 1-1 2) Team A 2-0

Team B 0-1 Team B 1-0

- Fewer losses do not prevail if the teams have the same number of wins and if the team with fewer games could equal or surpass the loss total of the other team. Two examples of many scenarios that do not provide an advantage:

1) Team A 1-0 2) Team A 0-1

Team B 1-1 Team B 0-2

- If an advantage is not determined, proceed to the next team or group in the standings for comparison.

- If the tie cannot be broken after continuing down through the last team or teams in the standings, revert back to comparing records against the top teams in order and allow winning percentage to prevail even if there is a comparison of unequal games. Only then, if the percentages are both 1.000, is 2-0 better than 1-0. However, the reverse is not true - no team gains advantage when all have a .000 winning percentage (0-1 is never better than 0-2).

Multiple-Team Tie (3 or more teams)

1. Teams are viewed as a "mini-conference" when comparing head-to-head results. The team with the best record (as determined by winning percentage, even if unequal games) vs. the other teams in the mini-conference gains the advantage. The team with the worst record (as determined by winning percentage, even if unequal games) vs. the other teams in the mini-conference is seeded the lowest.

- If only two teams have the same best winning percentage in the miniconference, the higher seed goes to the team winning the head-to-head series.

- If the two teams split their two games, then proceed to Step 2 under Two-Way ties. To seed the remaining team(s) in this mini-conference, proceed to (e) below.

- If three or more (but not all) teams have the same best winning percentage in the original mini-conference, then those tied teams create a new miniconference and follow this same procedure beginning of Step 1 (Multiple Team Tie).

- If all teams in the mini-conference have the same mini-conference record, proceed to Step 2 below.

- After the top or bottom teams in a mini-conference are determined, the remaining teams are ranked by their record in the original mini-conference.

- If there are any remaining teams tied by their record in the mini-conference, then head-to-head results will determine the higher seed.

- If the teams split two games, then proceed back to the two-way tie breaking procedure.

- If there are at least three teams remaining tied by their record in the miniconference, they would then form a new mini-conference and follow the procedure again at the beginning of Step 1 (Multiple-Team Tie).

- Compare each team's record vs. the team or group of tied teams occupying the highest position in the standings. Continue down through the standings until one or more teams gain an advantage. If two teams have the exact same advantage (i.e., having the same and better record against a compared team relative to their miniconference), they are separated at that point by the two-way tiebreaker procedure. The next step would take you back to Step 1 (e) (Multiple-Team Tie). When comparing records against a single team or collective tied teams (before ties are broken), the following may apply:

- The games played against the team or group are equal, winning percentage prevails.

- If the games played against the team or group are unequal, the following scenarios apply:

- Most wins do prevail only if the team(s) with fewer wins could not equal that win total if they played the same number of games. Two examples of many scenarios that do provide an advantage:

1) Team A 2-0 2) Team A 3-1

Team B 1-1

Team B 1-2

Team C 0-1

Team C 1-2

- Most wins do not prevail if the team(s) with fewer wins could equal or surpass the win total of the other team. Two examples of many scenarios that do not provide an advantage:

1) Team A 2-1 2) Team A 1-2

Team B 1-1

Team B 0-2

Team C 1-1

Team C 0-2

- Fewer losses do not prevail if the team(s) have the same number of wins, but the team with fewer games could equal or surpass the loss total of the other tied teams. Two examples of many scenarios that do not provide an advantage:

1) Team A 2-0 2) Team A 0-2

Team B 2-1

Team B 0-3

Team C 2-1

Team C 0-3

- If an advantage is not determined, proceed to the next team or group in the standings for comparison.


- If the tie cannot be broken after continuing down through the last team or teams in the standings, revert back to comparing records against the top teams in order and allow winning percentage to prevail even if there is a comparison of unequal games. Only then, if the percentages are both 1.000, is 2-0 better than 1-0. However, the reverse is not true - no team gains advantage when all have a .000 winning percentage (0-1 is never better than 0-2).

Coin Flip

If any ties still exist after implementing all of the above tie-breaking procedures, a coin flip is required. The procedure takes place at the Conference office or onsite immediately following the conclusion of the last regular season conference game. The

Commissioner or his designee will administer this procedure. This session is open to the media and to athletic department representatives of the tied teams.





Danny White
Vice President/Director of Athletics



Johnny Dawkins
Head Coach





B.J. TAYLOR

2017-18 SCHEDULE

NOVEMBER

10	Mercer (ESPN3)	8 p.m.
15	Gardner-Webb (ESPN3)	7 p.m.
18	William & Mary (ESPN3)	2 p.m.
AdvoCare Invitational (Lake Buena Vista, Fla./On-Campus)		
23	vs. Nebraska (ESPN3)	6 p.m.
24	vs. West Virginia/Marist (ESPN2/ESPN3)	5/7:30 p.m.
26	vs. TBD (ESPN2/ESPN3/ESPN3)	TBD
30	Missouri (ESPN2)	9 p.m.

DECEMBER

3	at Alabama (ESPN)	2 p.m.
9	Southern (ESPN3)	1 p.m.
12	Southeastern Louisiana (ESPN3)	7 p.m.
19	at Stetson (ESPN3)	6 p.m.
21	South Carolina State (ESPN3)	7 p.m.
27	at SMU* (ESPN2)	9 p.m.
31	at ECU* (ESPNNEWS)	4 p.m.

JANUARY

3	Memphis* (ESPN3)	7 p.m.
7	Temple* (CBSSN)	12 p.m.
10	at UConn* (CBSSN)	7 p.m.
16	Cincinnati* (CBSSN)	7 p.m.
20	at USF* (ESPN)	6 p.m.
25	at Wichita State* (ESPN2)	9 p.m.
31	UConn* (CBSSN)	9 p.m.

FEBRUARY

3	Houston* (ESPN)	12 p.m.
6	at Cincinnati* (CBSSN)	7 p.m.
11	at Memphis* (CBSSN)	4 p.m.
14	USF* (ESPNNEWS)	6 p.m.
17	SMU* (ESPN)	11 a.m.
21	at Tulsa* (ESPNNEWS)	9 p.m.
25	at Temple* (ESPN/ESPN)	2/4 p.m.

MARCH

1	Wichita State* (ESPN)	7 p.m.
4	Tulane* (ESPN)	4:30 p.m.

* American Athletic Conference game

* Game played at XL Center in Hartford, Conn.

All times Eastern

UNIVERSITY OF CENTRAL FLORIDA

Location:	Orlando, Fla.
Enrollment:	66,000
Founded:	1963
Nickname:	Knights
Colors:	Black and Gold
Website:	UCFKnights.com
Arena:	CFE Arena (10,000)
President:	Dr. John C. Hitt
Vice President/Director of Athletics:	Danny White
Head Coach:	Johnny Dawkins (Duke '86)

MEDIA RELATIONS

Director of Communications:	Dan Forcella
Office Phone:	(407) 823-2142
Mobile:	(207) 650-6790
E-mail:	dforcella@athletics.ucf.edu
Press Row Phone:	(407) 823-2477

KNIGHTS TEAM FACTS

2016-17 Record/Finish:	24-12/11-7 American (4 th)
All-Time Record:	720-600 (.545)
NCAA Appearances:	4
Last NCAA Appearance:	2005
Lettermen Returning/Lost:	6/3
Starters Returning/Lost:	3/2

THE MORE YOU KNOW: @UCF_MBB

• In Johnny Dawkins' first season at UCF, the Knights doubled their win total from 2015-16 and recorded the sixth-best turnaround in all of NCAA, finishing the year 24-12.

• The Knights advanced to postseason play for the first time since 2012, earning a spot in the NIT. UCF defeated Colorado, Illinois State and Illinois to reach the NIT Final Four.

• Defense led the way in 2016-17, as UCF led all of NCAA Division I with a 36.5 defensive field goal percentage. The Knights were also sixth in the nation, holding opponents to just 61.2 points per game.

• Rising junior 7-foot-6 center Tacko Fall was an integral piece to the Knights' success a year ago, leading The American with a 71.5 field goal percentage. Fall was named The American Defensive Player of the Year and a finalist for the Kareem Abdul-Jabbar Award after averaging 10.9 ppg, ranking second in the league with 9.5 rpg, and blocking 94 shots on the season.

• B.J. Taylor has led UCF in scoring in each of his first two seasons in Black and Gold. As a sophomore in 2016-17, he was named Second Team All-Conference in The American after scoring 17.4 points per game.

2016-17 STATISTICS

##	Player	GP	GS	Min	Avg	TOTAL			3-PTS			FT	FTA	Pct	REBOUNDS				PF	FO	A	TO	Blk	Stl	Pts	Avg
						FG	FGA	Pct	3FG	FGA	Pct				Off	Def	Tot	Avg								
01	TAYLOR, B.J.	29	28	1056	36.4	165	399	.414	48	141	.340	126	175	.720	11	105	116	4.0	60	1	101	64	1	32	504	17.4
12	WILLIAMS, Matt	36	36	1315	36.5	178	455	.391	126	328	.384	60	74	.811	16	138	154	4.3	64	1	69	65	1	25	542	15.1
24	FALL, Tacko	36	36	947	26.3	168	235	.715	0	1	.000	55	119	.462	129	214	343	9.5	90	2	20	90	94	9	391	10.9
03	DAVIS, A.J.	31	29	1012	32.6	77	213	.362	17	64	.266	86	125	.688	43	175	218	7.0	84	2	74	73	10	27	257	8.3
00	EFIANAYI, Tank	34	23	836	24.6	91	230	.396	28	86	.326	68	93	.731	27	91	118	3.5	51	0	44	61	4	16	278	8.2
14	BANYARD, Nick	36	22	1021	28.4	82	188	.436	32	68	.471	28	48	.583	47	169	216	6.0	74	2	59	73	9	17	224	6.2
21	BROWN, Chad	36	1	472	13.1	44	91	.484	0	0	.000	65	104	.625	52	75	127	3.5	75	2	6	31	26	8	153	4.3
05	MUMIN, Djordjije	27	0	193	7.1	13	40	.325	11	33	.333	1	2	.500	5	23	28	1.0	17	0	2	10	0	4	38	1.4
30	LAING, Nathan	34	5	347	10.2	6	38	.159	1	20	.050	12	18	.667	5	21	26	0.8	32	0	24	33	0	6	25	0.7
15	CATOTTI, Anthony	4	0	5	1.3	1	1	1.000	0	0	.000	0	0	.000	0	1	1	0.3	0	0	0	0	0	0	2	0.5
25	MORSE, Tate	3	0	4	1.3	0	2	.000	0	2	.000	0	0	.000	0	0	0	0.0	0	0	1	0	0	0	0	0.0
20	STEPHENSON, Brock	12	0	17	1.4	0	6	.000	0	5	.000	0	0	.000	1	1	2	0.2	1	0	0	0	0	0	0	0.0
Total		36		7225		825	1898	.435	263	748	.352	501	758	.661	389	1079	1468	40.8	548	10	400	525	145	144	2414	67.1
Opponents		36		7225		793	2175	.365	273	873	.313	343	485	.707	370	803	1173	32.6	708	-	483	351	103	231	2202	61.2

returning players in italics

2017-18 ROSTER

No.	Name	Pos.	Class	Ht.	Wt.	Hometown/High School (Last)
1	B.J. Taylor	G	r-Jr.	6-2	200	Orlando, Fla./Boone
2	Terrell Allen	G	r-So.	6-3	180	Upper Marlboro, Md./Dematha Catholic (Drexel)
3	A.J. Davis	F	r-Sr.	6-9	215	Atlanta, Ga./Buford (Tennessee)
4	Cesar DeJesus	G	r-Fr.	6-2	195	Jersey City, N.J./Mt. Zion Prep (Md.)
5	Myles Douglas	F	Fr.	6-8	210	Edgewood, Md./Aberdeen
10	Dayon Griffin	G	r-Jr.	6-4	205	St. Petersburg, Fla./St. Petersburg (Louisiana Tech)
11	Rokas Ulyvydas	F	r-So.	6-11	235	Kaunas, Lithuania/Mt. Zion Prep (Md.) (Texas Tech)
13	Daniel Lewis	G	Fr.	6-5	175	Atlanta, Ga./Westlake
15	Aubrey Dawkins	F	r-Jr.	6-6	205	Durham, N.C./New Hampton (N.H.) Prep (Michigan)
20	Brock Stephenson	G	So.	6-0	190	Miami, Fla./Dade Christian
21	Chad Brown	F	Jr.	6-9	240	Deltona, Fla./Deltona
22	Chance McSpadden	G	r-So.	6-4	180	Winter Haven, Fla./Winter Haven
24	Tacko Fall	C	Jr.	7-6	290	Dakar, Senegal/Liberty Christian Prep (Fla.)
25	Tate Morse	G	Sr.	6-4	165	Orlando, Fla./Orangewood Christian
33	Djordjije Mumin	G	Sr.	6-5	205	Podgorica, Montenegro/American Heritage (Fla.)
35	Collin Smith	F	So.	6-11	235	Jacksonville, Fla./The Bolles School (George Washington)
51	Nathan Laing	G	r-Sr.	6-0	185	Lillington, N.C./Harnett Central (Jacksonville State)
	Anthony Catotti	G	Sr.	6-4	200	Oviedo, Fla./Seminole

Head Coach: Johnny Dawkins (Duke '86)

Assistant Coach: Robbie Laing (Troy '82)

Assistant Coach: Kevin Norris (Miami '98)

Assistant Coach: Vince Taylor (Duke, '82)

Director of Operations: Jimmy Drew (DePaul '11)



A.J. DAVIS

2016-17 BY THE NUMBERS

Category	Actual	National Rank
Adjusted Offensive Efficiency	104.1	180
Adjusted Defensive Efficiency	93.2	18
Adjusted Margin	+10.91	68
Scoring Offense	67.1	302
Scoring Defense	61.2	6
Scoring Margin	5.9	69
Field-Goal Percentage	43.5	232
Field-Goal Percentage Defense	36.5	1
Three-Point Field Goals Per Game	7.3	180
Three-Point Field-Goal Percentage	35.2	164
Three Pt FG Defense	31.3	22
Free-Throw Percentage	66.1	297
Rebound Margin	8.2	6
Assists Per Game	11.1	314
Assist Turnover Ratio	0.76	328
Blocked Shots Per Game	4.0	82
Steals Per Game	4.0	342
Turnovers Per Game	14.6	305
Turnover Margin	-4.8	344
Personal Fouls Per Game	15.2	8
Total Blocks	145	62
Total Assists	400	245
Total Rebounds	1468	6
Free Throw Attempts	758	70
Free Throws Made	501	115
3-pt Field Goal Attempts	748	106
Total 3-point FGM	263	116
Total Steals	144	328
Fewest Turnovers	525	340
Fewest Fouls	548	50
Offensive Rebounds Per Game	10.81	146
Defensive Rebounds Per Game	29.97	4
Total Rebounds Per Game	40.78	5
Turnovers Forced	9.75	344

Category	Player	Actual	Nat'l Rank
Points Per Game	B.J. Taylor	17.4	124
Three-Point Field Goals Per Game	Matt Williams	3.5	5
Three-Point Field-Goal Percentage	Matt Williams	38.4	57
Rebounds Per Game	Tacko Fall	9.5	28
	A.J. Davis	7.0	183
Assists Per Game	B.J. Taylor	3.5	240
Blocked Shots Per Game	Tacko Fall	2.61	12
Total Points	Matt Williams	542	174
Total Rebounds	Tacko Fall	343	15
	A.J. Davis	218	227
	Nick Banyard	216	239
Assist Turnover Ratio	B.J. Taylor	1.58	237
Double Doubles	Tacko Fall	12	51
Total Blocks	Tacko Fall	94	6
Total Field Goals Made	Matt Williams	178	235
Total Minutes	Matt Williams	1315	3
Minutes Per Game	Matt Williams	36.5	19
	B.J. Taylor	36.4	22
3-pt Field Goal Attempts	Matt Williams	328	3
Total 3-point FGM	Matt Williams	126	2
Total Field Goal Attempts	Matt Williams	455	69
	B.J. Taylor	399	212
Free Throws Made	B.J. Taylor	126	142
Free Throw Attempts	B.J. Taylor	175	127
Offensive Rebounds Per Game	Tacko Fall	3.58	14
Defensive Rebounds per Game	Tacko Fall	5.94	77
	A.J. Davis	5.65	104

UCF (24-12, 11-7 American)

Home: 15-3 | Away: 7-6 | Neutral: 2-3

		Final	Att	High Scorer/Rebounder
NOVEMBER				
14	Nicholls State (ESPN3)	W, 80-54	5,274	Williams 20/Fall 16
	<u>Charleston Classic (Charleston, S.C.)</u>			
17	vs. #rv/- Mississippi State	W, 86-61		Fall 26/Banyard 13
18	at College of Charleston (ESPN3)	W, 60-40	3,517	Taylor 21/Banyard 10
20	vs. #3/3 Villanova (ESPN2)	L, 67-57	4,325	Fall 20/Fall 13
26	Seattle (ESPN3)	W, 67-51	3,133	Taylor, Williams 20/Fall 15
30	Stetson (ESPN3)	W, 81-45	5,294	Taylor 18/Davis 11
DECEMBER				
3	at Massachusetts	W, 65-62	3,911	Efianayi 24/Fall 16
10	Maryland Eastern Shore (ESPN3)	W, 76-58	3,579	Williams 23/Fall 11
12	Penn (ESPN3)	L, 58-49	3,088	Fall, Williams 17/Fall 17
15	at George Washington	L, 74-59	2,891	Fall 16/Davis 9
18	Miami (Dhol) (ESPN3)	W, 80-73 (ot)	2,839	Fall 31/Fall, Williams 10
21	Bethune-Cookman	W, 71-41	3,348	Fall 20/Fall 12
28	at Tulane* (ASN/ESPN3)	W, 85-72	1,274	Williams 21/Davis 11
31	Temple* (ESPN3)	W, 77-53	3,906	Fall, Williams 17/Banyard 11
JANUARY				
3	ECU* (ESPNNews)	W, 48-45	3,088	Taylor 19/Davis 15
8	at UConn* ^{XL} (CBSSN)	L, 64-49	8,163	Taylor 18/Williams 7
14	Houston* (CBSSN)	W, 77-70	5,489	Taylor 20/Davis 8
17	USF* (ESPNNews)	W, 86-64	5,765	Williams 38/Davis 11
22	at Memphis* (CBSSN)	L, 70-65	9,625	Taylor 16/Fall 13
25	SMU* (ESPNNews)	L, 65-60	4,620	Taylor 22/Fall 12
28	at Tulsa* (ESPNNews)	L, 77-66	4,281	Taylor 23/Davis 11
FEBRUARY				
1	at Houston* (ESPN3)	L, 82-64	3,681	Williams 26/Brown 8
4	Memphis* (ESPNNews)	W, 72-57	5,463	Williams 20/Fall 9
8	at #11/11 Cincinnati* (ESPN3)	L, 60-50	9,510	Fall, Taylor 14/Fall 11
11	UConn* (CBSSN)	L, 66-63	5,215	Taylor 20/Dail 11
14	Tulsa* (ESPNNews)	W, 71-53	3,528	Banyard 18/Davis 11
18	at ECU* (ESPNNews)	W, 61-58	4,518	Banyard 18/Banyard 11
22	at Temple* (ESPN3)	W, 71-69	5,073	Taylor 19/Banyard, Fall 10
26	#15/16 Cincinnati* (CBSSN)	W, 53-49	5,763	Taylor 27/Banyard 10
MARCH				
2	at USF* (ESPN3)	W, 59-56	3,120	Williams 20/Davis 9
	<u>Frontier Communications American Men's Basketball Championship (XL Center, Hartford, Conn.)</u>			
10	vs. (5) Memphis (ESPN2)	W, 84-54	1,844	Williams 19/Fall 11
11	vs. (1) #12/15 SMU (ESPN2)	L, 70-58	8,117	Taylor 20/Fall 7
	<u>NIT</u>			
15	(5) Colorado (ESPN3)	W, 79-74	3,675	Taylor 26/Davis, Fall 8
20	at (1) Illinois State (ESPN)	W, 63-62	7,984	Taylor 22/Fall 14
22	(2) Illinois (ESPN2)	W, 68-58	10,011	Taylor 17/Banyard, Fall 10
28	vs. (4) TCU (ESPN)	L, 68-53	5,210	Williams 15/Banyard 6

* American Athletic Conference game

^{XL} XL Center, Hartford, Conn.

All times Eastern



HEAD COACH JOHNNY DAWKINS

@Coach_Dawkins

Hired at UCF – March 23, 2016

Coaching File – Stanford, head coach, 2008-16; Duke, associate head coach, 2000-08; Duke, assistant coach, 1998-99.

Highlights – Guided UCF to 12-win improvement in first season ... Knights reached NIT semifinals - the program's deepest run in the event ... Led Stanford to five postseason appearances, including the 2014 Sweet Sixteen ... Second coach in Stanford history to record four 20-win seasons ... Four Cardinal players were taken in the NBA Draft during his tenure ... Coached for 10 years under Mike Krzyzewski at Duke, helping the Blue Devils to the 2001 national championship ... During Dawkins' decade as a coach at Duke, the Blue Devils won a national championship (2001), tallied six ACC regular season championships, recorded seven ACC Tournament titles and posted a 330-60 record ... Served as Player Personnel Director for USA Basketball Senior National Team from 2006-08.



Collegiate File – Played for Duke from 1983-86, earning Consensus All-America honors twice (1985, 1986) ... Voted as the 1986 Naismith National Player of the Year and named a Freshman All-American in 1983 ... Helped lead Duke to three NCAA Tournament berths, including an NCAA National Championship Game appearance in 1986 ... Played nine years in the NBA and was drafted 10th overall in the 1986 NBA Draft by the San Antonio Spurs ... B.A., Duke, Major: Political Science, 1986.

Personal – Native of Washington, D.C. ... Birthdate: Sept. 28, 1963 ... Married to wife, Tracy and has four children: Blair, Sean, Jillian, Aubrey.

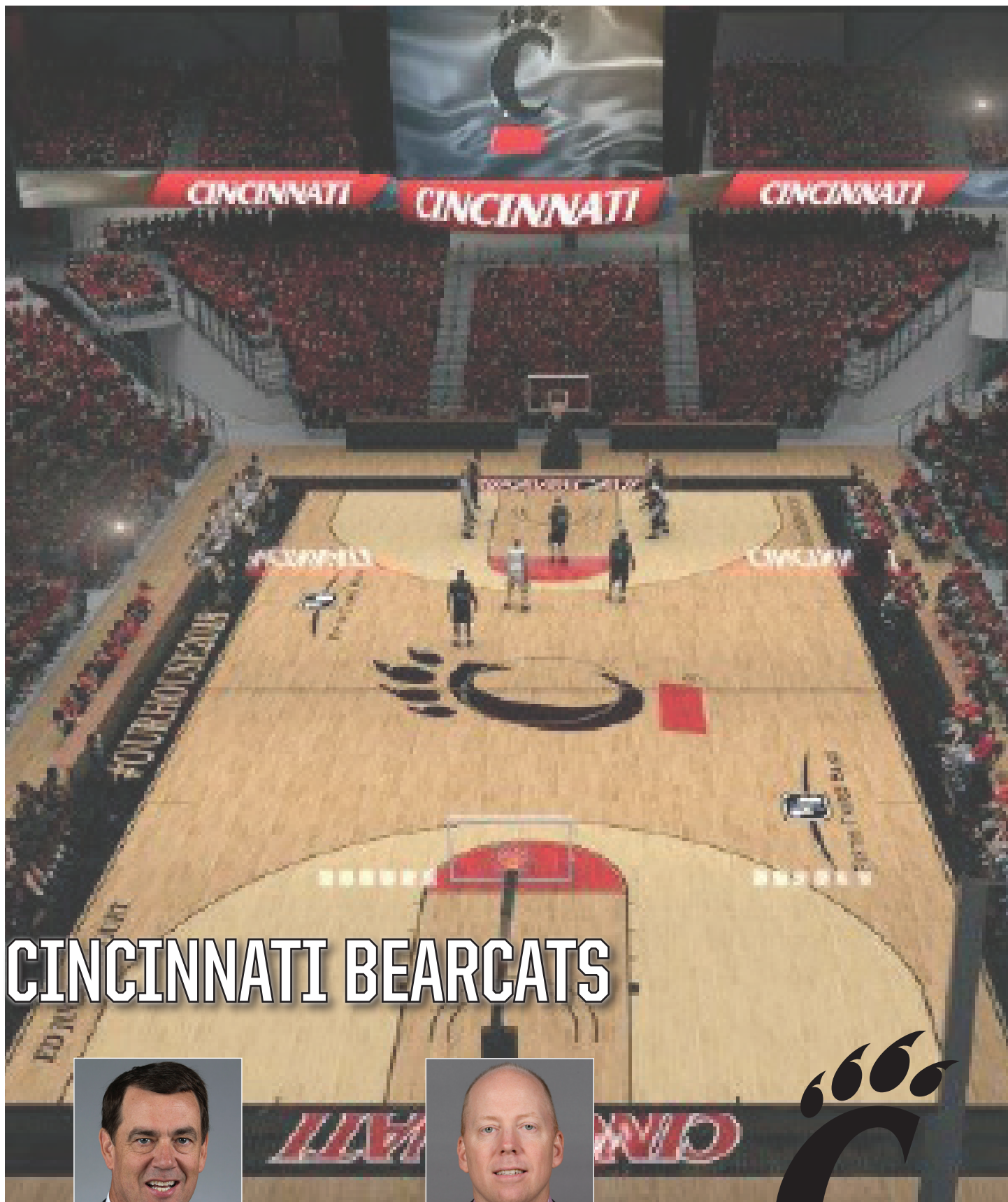
DAWKINS' RECORD

Career Record (nine years)180-127 (.586)
UCF Record (second year)24-12 (.667)
Stanford Record (eight years)156-115 (.576)

NCAA Record (one appearance)2-1 (.667)
NIT Record (four appearances)14-2 (.875)
CBT Record (one appearance)2-1 (.667)

YEAR-BY-YEAR

		Overall	Conference	Conf. Tourn.	Postseason
2008-09	Stanford	20-14	6-12/9 th	1-1	2-1 (CBI)
2009-10	Stanford	14-18	7-11/4 th	1-1	
2010-11	Stanford	15-16	7-11/7 th	0-1	
2011-12	Stanford	26-11	10-8/7 th	1-1	5-0 (NIT)
2012-13	Stanford	19-15	9-9/6 th	0-1	1-1 (NIT)
2013-14	Stanford	23-13	10-8/3 rd	2-1	2-1 (NCAA S16)
2014-15	Stanford	24-13	9-9/5 th	1-1	5-0 (NIT)
2015-16	Stanford	15-15	8-10/9 th	0-1	
2016-17	UCF	24-12	11-7/4 th	1-1	3-1 (NIT F4)
Overall		180-127 (.586)	77-85 (.475)	7-9 (.438)	18-4 (.818)



CINCINNATI BEARCATS



Mike Bohn
Director of Athletics



Mick Cronin
Head Coach





GARY CLARK

2017-18 SCHEDULE

NOVEMBER

10	Savannah State (ESPN3)	12 p.m.
13	Western Carolina (ESPN3)	7 p.m.
16	Coppin State (ESPN3)	7 p.m.
	<i>Cayman Islands Classic (George Town, Cayman Islands)</i>	
20	vs. Buffalo	7:30 p.m.
21	vs. Richmond/UAB	5/7:30 p.m.
22	vs. TBD	TBD
27	Alabama State (ESPN3)	7 p.m.

DECEMBER

	<i>Skyline Chili Crosstown Shootout</i>	
2	at Xavier (FS1)	12 p.m.
	<i>Never Forget Tribute Classic (Prudential Center, Newark, N.J.)</i>	
9	vs. Florida (TBA)	TBA
12	Mississippi State (ESPN2)	7 p.m.
16	at UCLA (CBS)	3:30 p.m.
19	Arkansas-Pine Bluff (ESPN3)	7 p.m.
21	Cleveland State (ESPN3)	7 p.m.
31	Memphis* (ESPN3)	4 p.m.

JANUARY

4	at Temple* (ESPN/ESPN2)	7/9 p.m.
7	SMU* (ESPN2)	6 p.m.
13	at USF* (ESPN3)	7 p.m.
16	at UCF* (CBSSN)	7 p.m.
20	ECU* (ESPN3)	4 p.m.
24	Temple* (CBSSN)	9 p.m.
27	at Memphis* (CBSSN)	6 p.m.
31	Houston* (CBSSN)	7 p.m.

FEBRUARY

3	at UConn* (ESPN/ESPN2)	12 p.m.
6	UCF* (CBSSN)	7 p.m.
11	at SMU* (ESPN)	4 p.m.
15	at Houston* (CBSSN)	7 p.m.
18	Wichita State* (ESPN)	4 p.m.
22	UConn* (ESPN/ESPN2)	7 p.m.
25	Tulsa* (CBSSN)	12 p.m.

MARCH

1	at Tulane* (ESPN2)	9 p.m.
4	at Wichita State* (CBS)	12 p.m.

*American Athletic Conference game
All times Eastern

All home games played at BBGT Arena in Highland Heights, Ky.

UNIVERSITY OF CINCINNATI

Location: Cincinnati, Ohio
Enrollment: 44,783
Founded: 1819
Nickname: Bearcats
Colors: Red and Black
Website: GoBearcats.com
Arena: BBGT Arena (9,400)*
President: Neville Pinto
Director of Athletics: Mike Bohn
Head Coach: Mick Cronin (Cincinnati '97)

* - Cincinnati will play its home games at Northern Kentucky University's BBGT Arena during the 2017-18 season while renovating Fifth Third Arena

MEDIA RELATIONS

Assistant AD/Sports Communications: Andre Foushee
Office Phone: (513) 556-5182
Mobile: (859) 797-7871
E-mail: andre.foushee@uc.edu
Press Row Phone: TBD

BEARCATS TEAM FACTS

2016-17 Record/Finish: 30-6/16-2 American (2nd)
All-Time Record: 1,757-1,003 (.637)
NCAA Appearances: 31
Last NCAA Appearance: 2017 (2nd Round)
Lettermen Returning/Lost: 9/4
Starters Returning/Lost: 3/2

THE MORE YOU KNOW: @GoBearcatsMBB

• Cincinnati is one of eight schools that has made the NCAA tournament in each of the last seven seasons, joining Duke, Gonzaga, Kansas, Michigan State, North Carolina, VCU and Wisconsin.

• Mick Cronin's 306 career wins are the most among head coaches aged 46 or younger. Of his 306, 237 have come at Cincinnati.

• Over the last seven seasons, Cincinnati's adjusted defensive efficiency has ranked no worse than 24th nationally. Last year, the Bearcats checked in at 15th in Ken Pomeroy's ratings.

• In 2016-17, Cincinnati posted its most-efficient offense under Mick Cronin, posting an adjusted rating of 115.0, 34th in the country. Under Cronin, the Bearcats' offense had never ranked higher than 55th (2010-11).

• The consistency of Cincinnati's coaching staff - entering its sixth season together - ranks as the second-longest unchanged staff among high-major programs according to John Akers at *Basketball Times*. Michigan State's staff ranks first, entering its seventh season intact in 2017-18.

2016-17 STATISTICS

##	Player	GP	GS	Min	Avg	TOTAL			3-PTS			FT	FTA	Pct	REBOUNDS				PF	FO	A	TO	Blk	Stl	Pts	Avg
						FG	FGA	Pct	3FG	FGA	Pct				Off	Def	Tot	Avg								
01	EVANS, Jacob	36	36	1138	31.6	168	355	.473	69	165	.418	82	112	.732	53	97	150	4.2	76	0	96	44	30	46	487	13.5
24	WASHINGTON, Kyle	36	35	889	24.7	184	361	.510	15	42	.357	81	114	.711	78	165	243	6.8	91	2	31	53	42	13	464	12.9
11	CLARK, Gary	36	35	1031	28.6	146	276	.529	14	49	.286	83	119	.697	108	175	283	7.9	67	0	76	41	42	36	389	10.8
10	CAUPAIN, Troy	36	36	1162	32.3	130	330	.394	49	151	.325	68	99	.687	23	142	165	4.6	53	0	158	47	11	42	377	10.5
34	CUMBERLAND, Jarron	35	0	669	19.1	99	201	.493	38	107	.355	56	87	.644	36	48	84	2.4	63	0	52	35	9	34	292	8.3
25	JOHNSON, Kevin	36	36	1017	28.3	101	267	.378	50	162	.309	34	42	.810	26	51	77	2.1	63	0	46	40	4	44	286	7.9
13	SCOTT, Tre	35	0	356	10.2	45	90	.500	1	3	.333	16	32	.500	24	64	88	2.5	25	0	20	16	15	17	107	3.1
00	MOORE, Quadri	27	1	215	8.0	27	77	.351	9	32	.281	15	19	.789	12	25	37	1.4	34	0	7	20	3	6	78	2.9
03	JENIFER, Justin	35	0	446	12.7	37	90	.411	17	45	.378	7	14	.500	8	27	35	1.0	32	0	68	16	0	16	98	2.8
33	BROOKS, Nysier	33	0	279	8.5	28	53	.528	0	0	.000	23	40	.575	20	33	53	1.6	55	1	2	19	22	4	79	2.4
45	TOBLER, Zack	13	1	27	2.	4	13	.308	2	5	.400	7	10	.700	2	5	7	0.5	6	0	1	3	0	2	17	1.3
14	BART, Jackson	8	0	11	1.4	0	2	.000	0	2	.000	0	0	.000	0	0	0	0.0	2	0	0	0	0	0	0	0.0
32	KOZ, John	6	0	10	1.7	0	2	.000	0	2	.000	0	0	.000	0	2	0.3	0	0	0	2	0	0	0	0	0.0
Total		36		7250		969	2117	.458	264	765	.345	472	688	.686	437	890	1327	36.9	568	3	559	361	178	260	2674	74.3
Opponents		36		7250		767	1975	.388	251	730	.344	423	575	.736	371	793	1164	32.3	607	-	406	476	112	131	2208	61.3

returning players in italics

2017-18 ROSTER

No.	Name	Pos.	Class	Ht.	Wt.	Hometown/High School (Last)
1	Jacob Evans III	G/F	Jr.	6-6	210	Baton Rouge, La./St. Michael the Archangel
2	Keith Williams	G	Fr.	6-5	210	Brooklyn, N.Y./Bishop Loughlin Memorial
3	Justin Jenifer	G	Jr.	5-10	175	Baltimore, Md./Milford Mill Academy
5	Trevor Moore	G	Fr.	6-5	200	Houston, Texas/South Kent Prep (Conn.)
11	Gary Clark	F	Sr.	6-8	225	Clayton, N.C./Clayton
13	Tre Scott	F	r-So.	6-8	220	Darien, Ga./McIntosh County Academy
14	Jackson Bart	F	r-So.	6-5	215	Oklahoma City, Okla./Bartlesville (Oral Roberts)
15	Cane Broome	G	Jr.	6-0	160	East Hartford, Conn./East Harford (Sacred Heart)
20	Mamoudou Diarra	F	Fr.	6-9	215	Bamako, Mali/22 Feet Academy (S.C.)
22	Eliel Nsoseme	F/C	Fr.	6-9	220	Kinsasha, Congo/RISE Centre Academy (Ontario, Canada)
24	Kyle Washington	F	Sr.	6-9	230	Champlin, Minn./Brewster Academy (N.H.) (NC State)
31	Sam Martin	G	Fr.	5-10	160	Cincinnati, Ohio/Summit Country Day
32	John Koz	G	So.	6-1	190	Cleveland, Ohio/Bay
33	Nysier Brooks	C	So.	6-11	250	Philadelphia, Pa./Advanced Prep (Texas) International
34	Jarron Cumberland	G	So.	6-5	215	Wilmington, Ohio/Wilmington

Head Coach: Mick Cronin (Cincinnati '97)

Associate Head Coach: Larry Davis (Asbury College '78)

Assistant Coach: Darren Savino (Jersey City '94)

Assistant Coach: Antwon Jackson (Pikeville College '93)

Director of Basketball Operations: Mark Berger (Cincinnati '01)



JACOB EVANS III

2016-17 BY THE NUMBERS

Category	Actual	National Rank	
Adjusted Offensive Efficiency	115.0	34	
Adjusted Defensive Efficiency	92.8	15	
Adjusted Margin	+22.18	23	
Scoring Offense	74.3	148	
Scoring Defense	61.3	8	
Scoring Margin	12.9	11	
Field-Goal Percentage	45.8	97	
Field-Goal Percentage Defense	38.8	9	
Three-Point Field Goals Per Game	7.3	177	
Three-Point Field-Goal Percentage	34.5	200	
Three Pt FG Defense	34.4	153	
Free-Throw Percentage	68.6	229	
Rebound Margin	4.5	44	
Assists Per Game	15.5	53	
Assist Turnover Ratio	1.55	5	
Blocked Shots Per Game	4.9	25	
Steals Per Game	7.2	53	
Turnovers Per Game	10.0	6	
Turnover Margin	3.2	18	
Personal Fouls Per Game	15.8	16	
Total Blocks	178	16	
Total Assists	559	30	
Total Rebounds	1327	38	
Free Throw Attempts	688	148	
Free Throws Made	472	177	
3-pt Field Goal Attempts	765	88	
Total 3-point FGM	264	112	
Total Steals	260	32	
Fewest Turnovers	361	27	
Fewest Fouls	568	77	
Offensive Rebounds Per Game	12.14	51	
Defensive Rebounds Per Game	24.72	225	
Total Rebounds Per Game	36.86	111	
Turnovers Forced	13.22	163	
Category	Player	Actual	Nat'l Rank
Field-Goal Percentage	Kyle Washington	51.0	95
Rebounds Per Game	Gary Clark	7.9	117
	Kyle Washington	6.8	221
Assists Per Game	Troy Caupain	4.4	101
Blocked Shots Per Game	Gary Clark	1.17	171
	Kyle Washington	1.17	171
Total Rebounds	Gary Clark	283	69
	Kyle Washington	243	148
Assist Turnover Ratio	Troy Caupain	3.36	5
Double Doubles	Kyle Washington	7	127
	Gary Clark	7	127
Total Assists	Troy Caupain	158	64
Total Blocks	Gary Clark	42	128
	Kyle Washington	42	128
Total Field Goals Made	Kyle Washington	184	188
Total Minutes	Troy Caupain	1162	101
	Jacob Evans	1138	138
Total 3-point FGM	Jacob Evans	69	230
Total Steals	Jacob Evans	46	194
	Kevin Johnson	44	229
Offensive Rebounds Per Game	Gary Clark	3.0	47
	Kyle Washington	2.17	248
Defensive Rebounds Per Game	Gary Clark	4.86	218

CINCINNATI^{18/22} (30-6, 16-2 American)
Home: 18-0 | Away: 9-3 | Neutral: 3-3

		Final	Att	High Scorer/Rebounder
NOVEMBER				
Neismith Memorial Hall of Fame Tip-Off (Campus sites)(Uncasville, Conn.)				
11	Brown (ESPN3)	W, 84-55	6,504	Evans 23/Washington 12
14	Albany (ESPN)	W, 74-51	5,864	Evans 19/Moore 5
19	vs. #21/22 Rhode Island (ESPN3)	L, 76-71	9,189	Evans 25/Washington 10
20	vs. Penn State (ESPN2)	W, 71-50	9,119	Washington 16/Washington 17
23	Samford (ESPN3)	W, 70-55	7,422	Washington 18/Washington 12
26	Lipscomb (ESPN3)	W, 91-68	5,724	Cumberland 17/Scott 9
DECEMBER				
1	at #19/21 Iowa State (ESPN)	W, 55-54 (ot)	14,384	Washington 13/Caupain, Clark, Washington 10
4	Bowling Green (ESPN)	W, 85-58	7,162	Washington 24/Clark, Cumberland, Washington 6
10	at #16/15 Butler (FS1)	L, 75-65	9,176	Caupain 22/Clark 12
13	Texas Southern (ESPN3)	W, 96-58	6,612	Cumberland 18/Washington 9
17	Fairleigh Dickinson (ESPN3)	W, 119-68	7,017	Johnson 18/Clark, Washington 8
22	Marshall (CBSSN)	W, 93-91 (ot)	10,540	Clark 26/Caupain 12
28	at Temple* (ESPN)	W, 56-50	5,478	Clark, Evans 11/Washington 7
JANUARY				
1	Tulane* (CBSSN)	W, 92-56	10,328	Cumberland 19/Scott 10
7	at Houston* (ESPN)	W, 67-58	4,875	Washington 19/Washington 9
12	*rv/frv SMU* (ESPN)	W, 66-64	11,344	Clark 18/Caupain 7
15	at ECU* (CBSSN)	W, 55-46	4,597	Washington 16/Washington 11
18	Temple* (CBSSN)	W, 81-74	10,719	Caupain 18/Caupain 9
21	at Tulane* (CBSSN)	W, 78-61	2,001	Evans 15/Clark, Moore 6
26	Xavier (ESPN2)	W, 86-78	13,477	Evans 21/Clark 11
29	USF* (CBSSN)	W, 94-53	12,576	Cumberland 26/Clark 8
FEBRUARY				
1	at Tulsa* (CBSSN)	W, 57-55	5,002	Caupain 15/Clark 12
4	UConn* (ESPN2)	W, 82-68	13,428	Washington 27/Clark 11
8	UCF* (ESPN)	W, 60-50	9,510	Washington 14/Washington 11
12	at #25/rv SMU* (ESPN)	L, 60-51	7,518	Evans 15/Clark 12
15	at USF* (ESPN)	W, 68-54	2,679	Johnson 14/Clark 14
18	Tulsa* (ESPN)	W, 80-60	13,386	Washington 18/Clark 8
23	Memphis* (ESPN)	W, 87-74	12,787	Washington 16/Clark 9
26	at UCF* (CBSSN)	L, 53-49	5,763	Evans 17/Washington 9
MARCH				
2	Houston* (ESPN2)	W, 65-47	13,176	Clark 14/Clark, Washington 7
5	at UConn* (CBS)	W, 67-47	9,331	Clark 17/Clark 14
Frontier Communications American Men's Basketball Championship (XL Center, Hartford, Conn.)				
10	vs. (7) Tulsa (ESPN)	W, 80-61	7,365	Washington 21/Caupain 7
11	at (6) UConn (ESPN2)	W, 81-61	8,117	Clark 25/Clark 9
12	vs. (1) #12/15 SMU (ESPN)	L, 71-56	6,856	Cumberland 14/Clark 9
NCAA Men's Basketball Championship (Golden 1 Center, Sacramento, Calif.)				
17	vs. (11) Kansas State (TruTV)	W, 75-61	—	Caupain 23/Caupain, Clark 7
19	vs. (3) UCLA (TBS)	L, 79-67	16,774	Cumberland 15/Clark 8

* American Athletic Conference game
All times Eastern



KYLE WASHINGTON

HEAD COACH MICK CRONIN
@CoachCroninUC

Hired at Cincinnati - March 24, 2006

Coaching File - Murray State, head coach, 2004-06; Louisville, associate head coach, 2002-03; Cincinnati, assistant coach, 1998-01; Cincinnati, video coordinator, 1997; Woodward H.S. in Cincinnati, assistant coach, 1992-96.

Highlights - Has led Cincinnati to seven consecutive NCAA Tournament appearances, including 2012 Sweet Sixteen ... 30 wins in 2017 marked just the second time in program history a Cincinnati team reached that total ... 2017 Cincinnati squad reached the 2nd Round of the NCAA Tournament ... Tabbed 2014 American Athletic Conference Coach of the Year ... Prior to arriving at Cincinnati, guided Murray State to two NCAA Tournament appearances in 2004 and 2006 ... Named 2006 Ohio Valley Coach of the Year ... Led Murray State to a school-record 28 wins in his first season as a head coach (2003-04).

Collegiate File - B.A., Cincinnati, Major: History, 1997

Personal - Native of Cincinnati, Ohio ... Birthdate is July 7, 1971 ... Cronin's father, Harold "Hep" Cronin was a highly-successful high school coach in the Cincinnati area, amassing over 400 victories.




CRONIN'S RECORD

Career Record (14 years).....	306-159 (.658)
Cincinnati Record (11 years).....	237-135 (.637)
Murray State Record (three years)	69-24 (.742)

NCAA Record (nine appearances)	5-9 (.357)
NIT Record (one appearance).....	1-1 (.500)
CBI Record (one appearance).....	0-1 (.000)

YEAR-BY-YEAR

		Overall	Conference	Conf. Tour.n.	Postseason
2003-04	Murray State	28-6	14-2/2 nd	3-0	0-1 (NCAA)
2004-05	Murray State	17-11	11-5/2 nd	0-1	
2005-06	Murray State	24-7	17-3/1 st	3-0	0-1 (NCAA)
2006-07	Cincinnati	11-19	2-14/16 th	—	
2007-08	Cincinnati	13-19	8-10/10 th	0-1	0-1 (CBI)
2008-09	Cincinnati	18-14	8-10/9 th	0-1	
2009-10	Cincinnati	19-16	7-11/10 th	2-1	1-1 (NIT)
2010-11	Cincinnati	26-9	11-7/6 th	1-1	1-1 (NCAA)
2011-12	Cincinnati	26-11	12-6/4 th	2-1	0-1 (NCAA)
2012-13	Cincinnati	22-12	9-9/9 th	1-1	2-1 (NCAA)
2013-14	Cincinnati	27-7	15-3/1 st	1-1	0-1 (NCAA)
2014-15	Cincinnati	23-11	13-5/3 rd	0-1	1-1 (NCAA)
2015-16	Cincinnati	22-11	12-6/3 rd	0-1	0-1 (NCAA)
2016-17	Cincinnati	30-6	16-2/2 nd	2-1	1-1 (NCAA)
Overall		306-159 (.658)	156-93 (.627)	15-11 (.577)	6-11 (.353)



David Benedict
Director of Athletics



Kevin Ollie
Head Coach





UNIVERSITY OF CONNECTICUT

Location: Storrs, Conn.
 Enrollment: 30,474
 Founded: 1881
 Nickname: Huskies
 Colors: National Flag Blue (Navy) and White
 Website: UConnHuskies.com
 Arenas: Gampel Pavilion (10,167); XL Center (15,564)
 President: Dr. Susan Herbst
 Director of Athletics: David Benedict
 Head Coach: Kevin Ollie (UConn '95)

MEDIA RELATIONS

Assistant Director of Athletic Communications: Phil Chardis
 Office Phone: (860) 486-3531
 Mobile: (860) 771-3314
 E-mail: phil.chardis@uconn.edu
 Press Row Phone: (860) 486-1888 - GP; (860) 244-0334 - XL

HUSKIES TEAM FACTS

2016-17 Record/Finish: 16-17/9-9 American (t-5th)
 All-Time Record: 1,680-938 (.642)
 NCAA Appearances: 33
 Last NCAA Appearance: 2016 (2nd Round)
 Lettermen Returning/Lost: 5/6
 Starters Returning/Lost: 1/4

2017-18 SCHEDULE

NOVEMBER

10	Colgate (SNV/ESPN3)	7 p.m.
	<u>PK 80 - Phil Knight Invitational (On Campus)</u>	
14	Stony Brook* (SNV/ESPN3)	7 p.m.
19	Boston University* (SNV/ESPN3)	6 p.m.
	<u>PK 80 - Phil Knight Invitational (Portland, Ore.)</u>	
23	vs. Oregon (ESPN2)	9 p.m.
24	vs. Michigan State/DePaul (TBA)	TBD
26	vs. TBD	TBD
29	Columbia (SNV/ESPN3)	7 p.m.

DECEMBER

2	Monmouth* (SNV/ESPN3)	4 p.m.
	<u>Jimmy V Classic (Madison Square Garden)</u>	
5	vs. Syracuse (ESPN)	9 p.m.
9	Coppin State (ESPN2)	2 p.m.
21	at Arizona (ESPN2)	9 p.m.
23	at Auburn (ESPN2)	2:30 p.m.
30	Wichita State* (CBS)	12 p.m.

JANUARY

3	at Tulsa* (ESPN2)	7 p.m.
6	ECU* (ESPN2)	12 p.m.
10	UCF* (CBSSN)	7 p.m.
13	at Tulane* (ESPN2)	1 p.m.
16	at Memphis* (CBSSN)	9 p.m.
20	Villanova* (CBS)	12 p.m.
25	SMU* (CBSSN)	7 p.m.
28	at Temple* (ESPN2)	8 p.m.
31	at UCF* (CBSSN)	9 p.m.

FEBRUARY

3	Cincinnati* (ESPN/ESPN2)	12 p.m.
7	USF* (ESPN2)	7 p.m.
10	at Wichita State* (ESPN/ESPN2)	TBA
15	Tulsa* (ESPN2)	7 p.m.
18	at ECU* (ESPN2)	3 p.m.
22	at Cincinnati* (ESPN/ESPN2)	7 p.m.
25	Memphis* (ESPN/ESPN2)	2/4 p.m.
28	Temple* (CBSSN)	7 p.m.

MARCH

4	at Houston* (CBSSN)	4 p.m.
---	---------------------	--------

*American Athletic Conference game
 All times Eastern

* Game played at XL Center in Hartford, Conn.

THE MORE YOU KNOW: @UConnMBB

• UConn will be welcoming eight newcomers to its roster this season. In addition, both Terry Larrier and Alterique Gilbert return from injuries that saw their seasons end after four and three games, respectively, in 2016-17. Mamadou Diarra also missed all of last season after a knee injury.

• Jalen Adams' sophomore year compared favorably with the sophomore years of previous UConn guards:

Adams (2016-17): 14.4 points per game, 4.3 rebounds per game, 6.1 assists per game
 Shabazz Napier (2011-12): 13.0 ppg, 3.5 rpg, 5.8 apg
 Kemba Walker (2009-10): 14.6 ppg, 4.3 rpg, 5.1 apg
 Ben Gordon (2002-03): 19.5 ppg, 4.2 rpg, 4.7 apg
 Khalid El Amin (1998-99): 13.8 ppg, 2.8 rpg, 3.9 apg

• In his five years guiding UConn, Kevin Ollie's teams have always shown a knack for defense. In those five seasons, the Huskies have ranked no worse than 63rd in the country in adjusted defensive efficiency.

• Graduate transfer Antwoine Anderson brings a big-shot reputation to UConn, having hit buzzer-beaters to knock off VCU and St. Joseph's last season while at Fordham.

2016-17 STATISTICS

##	Player	GP	GS	Min	Avg	TOTAL			3-PTS			FT	FTA	Pct	REBOUNDS				PF	FO	A	TO	Blk	Stl	Pts	Avg
						FG	FGA	Pct	3FG	FGA	Pct				Off	Def	Tot	Avg								
02	ADAMS, Jalen	32	32	1137	35.5	174	404	.431	36	103	.350	77	93	.828	23	113	136	4.3	68	1	195	99	7	35	461	14.4
15	PURVIS, Rodney	33	32	1217	36.9	151	406	.372	77	226	.341	77	95	.811	13	126	139	4.2	71	3	84	59	8	34	456	13.8
22	LARRIER, Terry	4	4	106	26.5	21	43	.488	4	13	.308	8	13	.615	6	14	20	5.0	6	0	7	8	2	1	54	13.5
03	GILBERT, Alterique	3	2	87	28.0	11	22	.500	2	9	.222	7	10	.700	1	9	10	3.3	2	0	6	4	0	7	31	10.3
01	VITAL, Christian	31	10	882	28.5	92	235	.391	52	142	.366	46	65	.708	18	92	110	3.5	80	2	56	41	5	35	282	9.1
12	FACEY, Kentan	33	28	941	28.5	105	217	.484	0	2	.000	71	101	.703	82	153	235	7.1	84	4	20	50	38	7	281	8.5
05	JACKSON, Vance	32	21	835	26.1	79	193	.409	50	126	.397	50	74	.676	22	101	123	3.8	74	2	44	42	5	10	258	8.1
35	BRIMAH, Amida	33	33	814	24.7	90	157	.573	0	0	.000	71	114	.623	67	135	202	6.1	105	4	8	50	87	7	251	7.6
13	ENOCH, Steven	29	3	352	12.1	34	83	.410	0	1	.000	30	44	.682	26	40	66	2.3	54	0	4	32	16	7	98	3.4
23	DURHAM, Juwan	28	0	233	8.3	20	41	.488	2	2	1.000	3	8	.375	18	25	43	1.5	27	0	7	7	9	3	45	1.6
31	NOYES, Mike	10	0	18	1.8	1	3	.333	0	1	.000	1	2	.500	1	0	1	0.1	3	0	0	1	0	0	3	0.3
33	LOMOTY, Restinel	7	0	9	1.3	0	1	.000	0	0	.000	0	0	.000	0	1	1	0.1	0	0	0	0	0	0	0	0.0
24	FOXEN, Christian	9	0	11	1.2	0	2	.000	0	1	.000	0	0	.000	0	1	1	0.1	1	0	0	0	0	0	0	0.0
45	AIYEBUSI, Omatayo	6	0	8	1.3	0	2	.000	0	2	.000	0	0	.000	0	0	0	0.0	0	0	1	0	0	0	0	0.0
Total		33		6650		778	1809	.430	223	628	.355	441	619	.712	336	873	1209	36.6	575	16	432	402	177	146	2220	67.3
Opponents		33		6650		754	1919	.393	255	763	.334	426	607	.702	376	787	1163	35.2	551	-	402	347	93	200	2189	66.3

returning players in italics

2017-18 ROSTER

No.	Name	Pos.	Class	Ht.	Wt.	Hometown/High School (Last)
0	Antwaine Anderson	G	Gr.	6-2	170	Rochester, N.Y./Bishop Kearney (Fordham)
1	Christian Vital	G	So.	6-2	178	Queens Village, N.Y./St. Thomas More
3	Alterique Gilbert	G	r-Fr.	6-0	171	Richmond, Va./Miller Grove (Lithonia, Ga.) H.S.
4	Jalen Adams	G	Jr.	6-3	195	Roxbury, Mass./Brewster Academy (N.H.)
5	Isaiah Whaley	F	Fr.	6-8	190	Gastonia, N.C./Mt. Zion Prep (Md.)
11	Kwintin Williams	F	So.	6-7	211	Anchorage, Alaska/Anchorage South (Arizona Western J.C.)
12	Tyler Polley	F	Fr.	6-8	190	Miramar, Fla./Sagmont School
21	Mamadou Diarra	F	r-Fr.	6-8	217	Queens, N.Y./Putnam (Conn.) Science Academy
22	Terry Larrier	G/F	r-Jr.	6-8	185	Bronx, N.Y./The Phelps (Pa.) School (Virginia Commonwealth)
23	Eric Cobb	F	Jr.	6-9	280	Jacksonville, Fla./St. Francis (Md.) Academy (Chipola College)
24	Christian Foxen	F	Sr.	6-8	225	Rocky Hill, Conn./South Kent Prep
25	Josh Carlton	F	Fr.	6-9	242	Winterville, N.C./DeMatha Catholic (Md.)
31	Michael Noyes	G	Gr.	6-0	190	Granby, Conn./Granby
34	David Onuorah	F	Gr.	6-9	249	Lithonia, Ga./Marist H.S. (Cornell)
45	Omatayo Aiyebusi	G	So.	6-4	206	Philadelphia, Pa./St. Joseph's Prep
-	Sidney Wilson	G/F	Fr.	6-7	183	Bronx, N.Y./Brewster Academy (N.H.) (St. John's)

Head Coach: Kevin Ollie (UConn '95)
Associate Head Coach: Raphael Chillious (Lafayette '96)
Assistant Coach: Ricky Moore (UConn '99)
Assistant Coach: Dwayne Killings (Hampton '03)
Director of Administration: Kevin Freeman (UConn '06)



ALTERIQUE GILBERT

2016-17 BY THE NUMBERS

Category	Actual	National Rank
Adjusted Offensive Efficiency	105.2	156
Adjusted Defensive Efficiency	98.7	63
Adjusted Margin	+6.53	96
Scoring Offense	67.3	294
Scoring Defense	66.3	44
Scoring Margin	0.9	180
Field-Goal Percentage	43.0	247
Field-Goal Percentage Defense	39.3	12
Three-Point Field Goals Per Game	6.8	226
Three-Point Field-Goal Percentage	35.5	146
Three Pt FG Defense	33.4	96
Free-Throw Percentage	71.2	133
Rebound Margin	1.4	137
Assists Per Game	13.1	202
Assist Turnover Ratio	1.07	144
Blocked Shots Per Game	5.4	11
Steals Per Game	4.4	333
Turnovers Per Game	12.2	91
Turnover Margin	-1.7	285
Personal Fouls Per Game	17.4	74
Total Blocks	177	17
Total Assists	432	182
Total Rebounds	1209	129
Free Throw Attempts	619	245
Free Throws Made	441	231
3-pt Field Goal Attempts	628	242
Total 3-point FGM	223	219
Total Steals	146	322
Fewest Turnovers	402	108
Fewest Fouls	575	96
Offensive Rebounds Per Game	10.18	193
Defensive Rebounds Per Game	26.45	71
Total Rebounds Per Game	36.64	122
Turnovers Forced	10.52	333

Category	Player	Actual	Nat'l Rank
Three-Point Field Goals Per Game	Rodney Purvis	2.33	143
Rebounds Per Game	Kentan Facey	7.1	176
Assists Per Game	Jalen Adams	6.1	14
Blocked Shots Per Game	Amida Brimah	2.64	10
	Kentan Facey	1.15	178
Total Rebounds	Kentan Facey	235	163
Assist Turnover Ratio	Jalen Adams	1.97	111
Double Doubles	Kentan Facey	6	153
	Jalen Adams	5	197
Total Assists	Jalen Adams	195	18
Total Blocks	Amida Brimah	87	14
	Kentan Facey	38	170
Total Minutes	Rodney Purvis	1217	41
	Jalen Adams	1137	140
Minutes Per Game	Rodney Purvis	36.9	10
	Jalen Adams	35.5	54
3-pt Field Goal Attempts	Rodney Purvis	226	68
Total 3-point FGM	Rodney Purvis	77	127
Total Field Goal Attempts	Rodney Purvis	406	190
	Jalen Adams	404	197
Offensive Rebounds Per Game	Kentan Facey	2.48	142

UConn (16-17, 9-9 American)

Home: 10-7 | Away: 4-8 | Neutral: 2-2

NOVEMBER

11	Wagner (SNV/ESPN3)	L, 67-58	9,529	Larrier 19/Larrier 7
14	Northeastern (SNV/ESPN3)	L, 64-61	7,573	Larrier 17/Brimah 7
17	at Loyola Marymount (SNV/ESPN3)	W, 65-62	3,421	Larrier 14/Brimah 10
Maui Jim Maui Invitational (Maui, Hawaii)				
21	vs. Oklahoma State (ESPN2)	L, 98-90	2,400	Adams 34/Adams, Brimah 6
22	vs. Chaminade (ESPN2)	W, 93-82	2,400	Adams 25/Adams 9
23	vs. #13/12 Oregon (ESPN2)	L, 79-69	2,400	Adams 27/Brimah 5
30	Boston University ⁶ (SNV/ESPN3)	W, 51-49	8,183	Vital 13/Facey 7

DECEMBER

5	vs. n/r/v Syracuse ⁶ (ESPN2)	W, 52-50	15,347	Purvis 13/Facey 13
10	at n/r/v Ohio State (BTN)	L, 64-60	12,313	Adams 19/Brimah, Purvis 6
18	North Florida (SNV/ESPN3)	W, 80-59	7,110	Facey 20/Facey 9
23	Auburn ⁶ (ESPN2)	L, 70-67 (ot)	12,051	Purvis 20/Facey 14
28	Houston* ⁶ (ESPN2)	L, 62-46	11,538	Vital 15/Facey 7
31	at Tulsa* (CBSSN)	L, 61-59 (ot)	4,525	Adams 18/Brimah 9

JANUARY

5	at Memphis* (ESPN2)	L, 70-61	10,227	Jackson, Purvis 14/Brimah 15
8	UCF* ⁶ (CBSSN)	W, 64-49	8,163	Purvis 17/Facey 9
11	Temple* (CBSSN)	W, 71-59	6,582	Facey 23/Facey 10
14	at Georgetown (FOX)	L, 72-69	12,164	Adams 22/Facey 6
19	at *n/r/v SMU* (ESPN2)	L, 69-49	6,978	Jackson 17/Facey 10
22	ECU* ⁶ (CBSSN)	W, 72-65	5,676	Adams 19/Facey 10
25	at USF* (ESPN2)	W, 81-60	3,238	Adams 20/Brimah 8
28	Tulane* (ESPN2)	W, 78-68	9,207	Facey 20/Facey 12

FEBRUARY

4	at #14/14 Cincinnati* (ESPN2)	L, 82-68	13,428	Purvis 20/Purvis 6
8	USF* (CBSSN)	W, 60-50	6,114	Purvis 23/Brimah 8
11	at UCF* (CBSSN)	W, 66-63	5,215	Purvis 18/Brimah 12
16	Memphis* ⁶ (ESPN2)	W, 65-62	9,631	Adams 19/Facey 10
19	at Temple* (ESPN)	W, 64-63	8,702	Purvis 18/Facey 6
22	at Houston* (CBSSN)	L, 75-70	4,131	Adams 18/Facey 11
25	#17/21 SMU* ⁶ (CBS)	L, 69-61	13,553	Facey 15/Brimah 11

MARCH

1	at ECU* (ESPN2)	L, 66-62	4,354	Adams, Facey, Purvis 12/Facey 11
5	#18/20 Cincinnati* (CBS)	L, 67-47	9,331	Purvis 15/Facey 10
Frontier Communications American Men's Basketball Championship (XL Center, Hartford, Conn.)				
9	(11) USF (ESPN2)	W, 77-66	4,874	Purvis 30/Brimah 7
10	(3) Houston (ESPN2)	W, 74-65	7,365	Adams 23/Purvis 6
11	(2) #15/18 Cincinnati (ESPN2)	L, 81-71	8,117	Adams 20/Vital 9

⁶ American Athletic Conference game
⁶ Game played at XL Center in Hartford, Conn.
⁶ Game played at Madison Square Garden in New York, N.Y.
All times Eastern



HEAD COACH KEVIN OLLIE

@CoachKO_UConn

Hired at UConn - Sept. 13, 2012

Coaching File - UConn, assistant coach, 2010-12

Highlights - Took seventh-seeded UConn team to an NCAA championship in 2014 – his first year of postseason eligibility as a head coach ... One of 11 active Division I head coaches with a national title on his resume ... 15-4 record in postseason play.

Collegiate File - Two-time team captain at UConn during his career (1991-95) ... Helped team to Big East regular-season crown in 1993-94 and 1994-95 ... All-Big East Third Team selection in his senior season when the team advanced to NCAA Elite Eight ... Named to the UConn Basketball All-Century Team in 2001 ... Ranks third all-time at the school in assists and first in assists in Big East games ... B.A. in Communications (1995), UConn ... Played 13 seasons in the NBA (1997-10), appearing in the 2001 NBA Finals with the Philadelphia 76ers.

Personal - Native of Los Angeles, Calif. ... Birthdate is Dec. 27, 1972 ... Attended Crenshaw High School ... He has a son, Jalen, and a daughter, Cheyanne.



OLLIE'S RECORD

Career Record (five years)	113-61 (.649)
UConn Record (five years)	113-61 (.649)
NCAA Record (two appearances)	7-1
NIT Record (one appearance)	0-1

YEAR-BY-YEAR

		Overall	Conference	Conf. Tour.	Postseason
2012-13	UConn	20-10	10-8 (.77 th)	–	
2013-14	UConn	32-8	12-6 (.73 rd)	2-1	6-0 (NCAA Champion)
2014-15	UConn	20-15	10-8 (.55 th)	3-1	0-1 (NIT)
2015-16	UConn	25-11	11-7 (.61 th)	3-0	1-1 (NCAA)
2016-17	UConn	16-17	9-9 (.50 th)	2-1	
Overall		113-61 (.649)	52-38 (.578)	10-3 (.769)	7-2 (.778)



ECU PIRATES



Jeff Compher
Director of Athletics



Jeff Lebo
Head Coach





KENTRELL BARKLEY

EAST CAROLINA UNIVERSITY

Location:..... Greenville, N.C.
 Enrollment:..... 29,131
 Founded:..... 1907
 Nickname:..... Pirates
 Colors:..... Purple and Gold
 Website:..... ECU Pirates.com
 Arena:..... Williams Arena at Minges Coliseum (7,100)
 Chancellor:..... Dr. Cecil Stanton
 Director of Athletics:..... Jeff Compher
 Head Coach:..... Jeff Lebo (North Carolina '89)

MEDIA RELATIONS

Associate Director of Media Relations:..... Jody Jones
 Office Phone:..... (252) 737-4524
 Mobile:..... (252) 414-2019
 E-mail:..... jonesjod@ecu.edu
 Press Row Phone:..... (252) 215-9203

PIRATES TEAM FACTS

2016-17 Record/Finish:..... 15-18/6-12 American (9th)
 All-Time Record:..... 1,069-1,097 (.494)
 NCAA Appearances:..... 2
 Last NCAA Appearance:..... 1993
 Lettermen Returning/Lost:..... 5/6
 Starters Returning/Lost:..... 3/2

2017-18 SCHEDULE

NOVEMBER

12	Coppin State.....	5 p.m.
15	Radford (ESPN3).....	7 p.m.
17	Central Connecticut State (ESPN3).....	7 p.m.
20	Cleveland State (ESPN3).....	7 p.m.
24	at Rutgers (BTN Plus).....	1 p.m.
26	North Carolina A&T (ESPN3).....	4 p.m.
30	UNCW (ESPN3).....	8 p.m.

DECEMBER

2	Delaware State.....	5 p.m.
4	Campbell (ESPN3).....	7 p.m.
18	Charlotte (ESPN3).....	7 p.m.
21	Grambling State.....	7 p.m.
28	at Tulsa* (ESPN3).....	5 p.m.
31	UCF* (ESPN3).....	4 p.m.

JANUARY

3	at USF* (ESPN3).....	7 p.m.
6	at UConn* TM (ESPN3).....	12 p.m.
11	Wichita State* (ESPN/ESPN2).....	9 p.m.
14	Houston* (ESPN3).....	2 p.m.
17	USF* (ESPN3).....	7 p.m.
20	at Cincinnati* (ESPN3).....	4 p.m.
28	at SMU* (CBSN).....	2 p.m.
31	Tulane* (ESPN3).....	6:30 p.m.

FEBRUARY

3	Memphis* (ESPN3).....	2 p.m.
7	at Temple* (ESPN3).....	7 p.m.
14	at Tulane* (ESPN3).....	8 p.m.
18	UConn* (ESPN3).....	3 p.m.
21	SMU* (ESPN3).....	7 p.m.
25	at Houston* (ESPN3).....	3 p.m.

MARCH

1	Tulsa* (ESPN3).....	7 p.m.
4	at Memphis* (ESPN3).....	3 p.m.

* American Athletic Conference Game

TM Game played at XL Center in Hartford, Conn.

All times Eastern

THE MORE YOU KNOW: @ECUPirateHoops

- In Kentrell Barkley, B.J. Tyson and Jeremy Sheppard, ECU returns three of its top four scorers from 2016-17. The trio combined to score over 50-percent of the Pirates' points last season.
- Jeremy Sheppard earned American All-Rookie team honors in 2017. The accolade marked the third straight year a Pirate made the team, with Sheppard joining Tyson (2015) and Barkley (2016).
- At 1,122 career points, Tyson enters his senior season 17th in the ECU record books. Tyson checks in ninth in American Athletic Conference history.
- ECU made a dramatic defensive improvement in 2016-17, jumping from an adjusted defensive efficiency of 104.8 (190th) in 2015-16 to 98.5 last year. The efficiency was good for 62nd in the country.
- Williams Arena at Minges Coliseum proved to be a nightmare for opposing teams, as ECU held 12 of 17 opponents under 63 points last year.

2016-17 STATISTICS

##	Player	GP	GS	Min	Avg	TOTAL			3-PTS			FT	FTA	Pct	REBOUNDS				PF	FO	A	TO	Blk	Stl	Pts	Avg
						FG	FGA	Pct	3FG	FGA	Pct				Off	Def	Tot	Avg								
15	BARKLEY, Kentrell	33	31	1066	32.3	134	329	.407	39	114	.342	128	188	.681	61	190	251	7.6	58	0	86	81	15	33	435	13.2
02	WHITE, Caleb	32	32	1020	31.9	126	328	.384	72	203	.355	54	66	.818	11	63	74	2.3	66	0	47	36	10	17	378	11.8
21	TYSON, B.J.	25	18	627	25.1	91	237	.384	16	59	.271	43	63	.683	7	65	72	2.9	29	0	59	49	4	26	241	9.6
01	SHEPPARD, Jeremy	30	13	797	26.6	93	255	.365	50	148	.338	40	61	.656	12	52	64	2.1	59	0	104	79	1	32	276	9.2
04	HUGHES, Elijah	25	7	512	20.5	58	166	.349	24	88	.273	54	79	.684	11	47	58	2.3	46	1	32	24	11	14	194	7.8
31	WASHINGTON, Andre	33	33	821	24.9	87	154	.565	0	1	.000	54	115	.470	85	150	235	7.1	91	3	28	49	95	13	228	6.9
23	WILLIAMS, Clarence	12	12	233	19.4	22	57	.386	3	8	.375	13	18	.722	18	33	51	4.3	26	0	6	28	4	8	60	5.0
13	NZEGE, Michel	26	1	376	14.5	34	75	.453	2	8	.250	17	22	.773	35	44	79	3.0	42	1	11	17	2	3	87	3.3
00	RIAK, Deng	33	17	702	21.3	45	113	.398	3	15	.200	14	23	.609	44	127	171	5.2	76	1	13	46	15	9	107	3.2
22	WILKINS, Raquan	27	1	211	7.8	16	55	.291	5	24	.208	12	16	.750	13	27	40	1.5	17	0	4	14	1	7	49	1.8
41	HILL, Addison	5	0	18	3.6	3	4	.750	0	0	.000	0	0	.000	0	2	2	0.4	2	0	0	3	0	0	6	1.2
25	CRAIG, Jabari	25	0	208	8.3	6	23	.261	0	0	.000	13	22	.591	25	25	50	2.0	37	0	3	16	13	6	25	1.0
52	OBASOHAH, Justice	4	0	5	1.3	1	1	1.000	0	0	.000	0	0	.000	1	1	2	0.5	1	0	1	0	0	0	2	0.5
24	WHITLEY, John	4	0	4	1.0	0	0	.000	0	0	.000	0	0	.000	0	0	0	0.0	0	0	0	0	0	0	0	0.0
Total		33		6600		716	1797	.398	214	688	.320	442	673	.657	370	880	1250	37.9	551	6	394	459	171	188	2088	63.3
Opponents		33		6600		771	1968	.392	218	670	.325	388	535	.725	397	834	1231	37.3	605	-	410	375	109	215	2148	65.1

returning players in *italics*

2017-18 ROSTER

No.	Name	Pos.	Class	Ht.	Wt.	Hometown/High School (Last)
0	Isaac Fleming	G	Jr.	6-3	215	Wilmington, Del./National Christian Academy (University of Hawaii)
1	Jeremy Sheppard	G	So.	6-1	160	Richmond, Va./John Marshall
2	K.J. Davis	G	Fr.	6-5	170	Portsmouth, Va./I.C. Norcom
3	Seth LeDay	G	Jr.	6-6	195	Dallas, Texas/The Colony (Virginia Tech)
10	Aaron Jackson	G/F	Gr.	6-6	215	Gahanna, Ohio/ Gahanna Lincoln (University of Akron)
13	Justin Whatley	F	Fr.	6-8	235	Chesapeake, Va./Oscar Smith
15	Kentrell Barkley	F	Jr.	6-5	205	Durham, N.C./Northern Durham
21	B.J. Tyson	G	Sr.	6-3	190	Wadesboro, N.C./Anson
22	Raquan Wilkins	G	So.	6-5	190	Atlanta, Ga./Westlake
24	John Whitley	G	So.	5-11	160	Washington, N.C./Moravian Prep
25	Jabari Craig	F	Sr.	6-10	235	Toronto, Canada/Tucker (Ga.) (Pearl River Community College)
32	Dimitrij Spasojevic	F	Fr.	6-8	230	Vrsac, Serbia/KK Vrsac Swisslion
35	Usman Haruna	F	Jr.	6-11	215	Kaduna, Nigeria/ Potters House Christian Academy (Bismarck State College)
41	Addison Hill	G	Jr.	6-3	175	Winterville, N.C./D.H. Conley
52	Justice Obasohan	G/F	Jr.	6-5	215	Wallace, N.C./N.C. School of Science and Math
55	Shawn Williams	G	r-Fr.	6-0	180	Maumelle, Ark./Southwest Christian Academy

Head Coach: Jeff Lebo (North Carolina '89)**Assistant Coach:** Michael Perry (Richmond '81)**Assistant Coach:** Ken Potosnak (Randolph-Macon '90)**Assistant Coach:** Doug Wojcik (U.S. Naval Academy '87)**Director of Operations:** Kyle Robinson (Gardner-Webb '03)

JEREMY SHEPPARD

2016-17 BY THE NUMBERS

Category	Actual	National Rank
Adjusted Offensive Efficiency	97.0	303
Adjusted Defensive Efficiency	98.5	602
Adjusted Margin	-1.48	191
Scoring Offense	63.3	334
Scoring Defense	65.1	31
Scoring Margin	-1.8	234
Field-Goal Percentage	39.8	335
Field-Goal Percentage Defense	39.2	10
Three-Point Field Goals Per Game	6.5	255
Three-Point Field-Goal Percentage	32.0	297
Three Pt FG Defense	32.5	58
Free-Throw Percentage	65.7	309
Rebound Margin	0.6	171
Assists Per Game	11.9	275
Assist Turnover Ratio	0.86	292
Blocked Shots Per Game	5.2	17
Steals Per Game	5.1	289
Turnovers Per Game	13.9	260
Turnover Margin	-2.5	323
Personal Fouls Per Game	16.7	42
Total Blocks	171	29
Total Assists	394	258
Total Rebounds	1250	89
Free Throw Attempts	673	174
Free Throws Made	442	227
3-pt Field Goal Attempts	668	204
Total 3-point FGM	214	243
Total Steals	168	277
Fewest Turnovers	459	265
Fewest Fouls	551	55
Offensive Rebounds Per Game	11.21	115
Defensive Rebounds Per Game	26.67	64
Total Rebounds Per Game	37.88	66
Turnovers Forced	11.36	305

Category	Player	Actual	Nat'l Rank
Three-Point Field Goals Per Game	Caleb White	2.25	181
Rebounds Per Game	Kentrell Barkley	7.6	139
	Andre Washington	7.1	176
Assists Per Game	Jeremy Sheppard	3.5	245
Blocked Shots Per Game	Andre Washington	2.88	6
Total Rebounds	Kentrell Barkley	251	128
	Andre Washington	235	163
Double Doubles	Kentrell Barkley	9	88
Total Blocks	Andre Washington	95	5
3-pt Field Goal Attempts	Caleb White	203	132
Total 3-point FGM	Caleb White	72	182
Free Throws Made	Kentrell Barkley	128	132
Free Throw Attempts	Kentrell Barkley	188	92
Offensive Rebounds Per Game	Andre Washington	2.58	124
Defensive Rebounds Per Game	Kentrell Barkley	5.76	96

ECU (15-18, 6-12 American)

Home: 12-5 | Away: 1-11 | Neutral: 2-2

	Final	Att	High Scorer/Rebounder
NOVEMBER			
11 Grambling (ESPN3)	W, 72-57	4,805	White 20/Craig 9
14 North Carolina AGT (ESPN3)	W, 61-51	4,177	White, Tyson 13/Craig 13
17 at Charlotte	L, 76-64	4,281	Tyson, Washington, Wilkins 12/Barkley, Washington 8
<u>Savannah Invitational Campus sites/Savannah, Ga.</u>			
20 Stetson (ESPN3)	W, 73-50	3,387	White 22/Washington 16
22 Florida AGM (ESPN3)	W, 82-62	3,341	Barkley 21/Barkley, Washington 8
25 vs. Mercer	L, 70-66		Barkley 20/Barkley 11
26 vs. Air Force	W, 70-63		Tyson 18/Barkley, Washington 8
29 Hampton (ESPN3)	W, 68-48	3,631	Tyson 17/Riak, Washington 8
DECEMBER			
3 North Carolina Central (ESPN3)	W, 69-56	4,638	White 20/Washington 11
6 at #14/12 Virginia (RSN)	L, 76-53	13,813	Sheppard 17/Williams 5
15 College of Charleston (ESPN3)	L, 53-35	3,462	Sheppard 11/Washington 12
20 at UNC Wilmington	L, 81-71	5,200	Tyson 17/Hughes, Washington 5
22 Presbyterian (ESPN3)	W, 76-56	3,667	Barkley, Tyson 12/Barkley 10
28 USF* (ESPN3)	W, 60-49	4,163	Hughes 19/Barkley, Washington 8
31 SMU* (ASN/ESPN3)	L, 75-44	3,698	Barkley 13/Barkley 6
JANUARY			
3 at UCF* (ESPN3)	L, 48-45	3,088	Barkley 16/Barkley 9
7 at Temple* (ASN/ESPN3)	L, 81-62	5,613	Barkley 9/Barkley 6
11 Houston* (ESPN3)	L, 74-58	4,197	Barkley 13/Washington 11
15 #22/22 Cincinnati* (CBSSN)	L, 55-46	4,597	Hughes 18/Barkley 10
22 at UConn* (CBSSN)	L, 72-65	5,676	Barkley 18/Barkley 7
25 Tulsa* (ESPN3)	W, 69-66	3,536	Barkley 18/Barkley 11
28 at Memphis* (ESPN3)	L, 57-50	10,684	Barkley, Sheppard 13/Barkley 11
FEBRUARY			
1 at #v/rv SMU* (ESPN3)	L, 86-46	6,723	Barkley 12/Barkley, Washington 6
4 Tulane* (ASN/ESPN3)	W, 74-65	4,177	White 20/Barkley 12
11 at USF* (ESPN3)	L, 64-57	2,901	Sheppard 17/Barkley 12
15 Temple* (ESPN3)	W, 78-64	3,741	Barkley 19/Barkley 13
18 UCF* (ESPN3)	L, 61-58	4,518	Nzege 11/Riak 8
21 at Tulane* (ESPN3)	W, 76-73	1,142	Barkley, White 17/Riak, Washington 8
26 at Tulsa* (ESPN3)	L, 74-66	4,443	White 20/Riak 10
MARCH			
1 UConn* (ESPN3)	W, 66-62	4,354	White 28/Barkley, Riak 8
5 at Houston* (CBSSN)	L, 73-51	8,479	Sheppard 12/Riak 8
<u>Frontier Communications American Men's Basketball Championship (XL Center, Hartford, Conn.)</u>			
9 vs. (8) Temple (ESPN3)	W, 80-69	4,874	Barkley 26/Barkley 16
10 vs. (1) SMU (ESPN2)	L, 81-77	1,844	Barkley 24/Washington 10

* American Athletic Conference Game
* Game played at XL Center in Hartford, Conn.
All times Eastern



B.J. TYSON

HEAD COACH JEFF LEBO

Hired at ECU - March 22, 2010

Coaching File - Auburn, head coach, 2004-10; Chattanooga, head coach, 2002-04; Tennessee Tech, 1998-02; South Carolina, assistant coach, 1993-98; Vanderbilt, assistant coach, 1992-93; ETSU, assistant coach, 1990-92.

Highlights - Led ECU to its first 20-win season at the Division I level in 2012-13, taking the Pirates to a CIT Championship ... Owns five 20-win seasons to his name as a head coach, including a 27-victory campaign at Tennessee Tech in 2001-02.

Collegiate/Playing File - Made four Sweet 16 appearances and two Elite Eight trips under coach Dean Smith at UNC from 1985-89 ... Graduated from UNC in 1989 ... Played one year with the San Antonio Spurs in 1989-90.

Personal - Native of Carlisle, Pa ... Born Oct. 5, 1966 ... Married to the former Melissa Mills ... Parent to two daughters, Addison and Mills, and one son, Creighton.




LEBO'S RECORD

Career record (19 years)	325-274 (.543)
ECU (seven years)	114-118 (.491)
Auburn (six years)	96-93 (.508)
Chattanooga (two years)	40-20 (.667)
Tennessee Tech (four years)	75-43 (.636)

NCAA record	0-0 (.000)
NIT record (two appearances)	5-2 (.714)
CIT record (three appearances)	5-2 (.714)

YEAR-BY-YEAR

		Overall	Conference	Conf. Tourn.	Postseason
1998-99	Tennessee Tech	12-15	8-10/6 th	0-1	
1999-00	Tennessee Tech	16-12	11-7/5 th	1-1	
2000-01	Tennessee Tech	20-9	13-3/1 st	1-1	
2001-02	Tennessee Tech	27-7	15-1/1 st	1-1	3-1 (NIT)
2002-03	Chattanooga	21-9	11-5/2 nd	2-1	
2003-04	Chattanooga	19-11	10-6/2 nd	2-1	
2004-05	Auburn	14-17	4-12/15 th -W	1-1	
2005-06	Auburn	12-16	4-12/15 th -W	0-1	
2006-07	Auburn	17-15	7-9/13 th -W	0-1	
2007-08	Auburn	14-16	4-12/6 th -W	0-1	
2008-09	Auburn	24-12	10-6/2 nd -W	1-1	2-1 (NIT)
2009-10	Auburn	15-17	6-10/14 th -W	0-1	
2010-11	ECU	18-16	8-8/7 th	2-1	0-1 (CIT)
2011-12	ECU	15-16	5-11/10 th	1-1	
2012-13	ECU	23-12	9-7/4 th	0-1	5-0 (CIT Champion)
2013-14	ECU	17-17	5-11/11 th	1-1	0-1 (CIT)
2014-15	ECU	14-19	6-12/17 th	1-1	
2015-16	ECU	12-20	4-14/19 th	0-1	
2016-17	ECU	15-18	6-12/19 th	1-1	
Overall		325-274 (.543)	146-168 (.465)	15-19 (.441)	10-4 (.714)



HOUSTON COUGARS



Hunter Yurachek
VP for Athletics



Kelvin Sampson
Head Coach





ROB GRAY

2017-18 SCHEDULE

NOVEMBER

10	McNeese State (ESPN3)	8 p.m.
	<u>Paradise Jam (Liberty University; Lynchburg, Va.)</u>	
17	vs. Drexel (FloHoops.com)	3:30 p.m.
18/19	vs. Mercer/Liberty (FloHoops.com)	3:30/5:30 p.m.
20	vs. TBD (FloHoops.com)	TBD
25	Incarinate Word	8 p.m.
29	New Orleans	8 p.m.

DECEMBER

2	Arkansas (CBSSN)	7:30 p.m.
6	Fairfield (ESPN3)	8 p.m.
9	at Saint Louis	TBA
13	at LSU	8 p.m.
17	Prairie View AGM	4 p.m.
	<u>Hall of Fame Holiday Showcase (Mohegan Sun Arena; Uncasville, Conn.)</u>	
20	vs. Providence (ESPN3)	7 p.m.
28	at USF* (ESPN3)	7 p.m.
30	Temple* (ESPN3)	TBA

JANUARY

4	at Wichita State* (ESPN/ESPN2)	7/9 p.m.
11	Tulsa* (ESPN3)	7 p.m.
14	at ECU* (ESPN3)	2 p.m.
17	at Tulane* (ESPN3)	8 p.m.
20	Wichita State* (ESPN3)	12 p.m.
28	USF* (ESPN3)	3 p.m.
31	at Cincinnati* (CBSSN)	7 p.m.

FEBRUARY

3	at UCF* (ESPN3)	12 p.m.
8	SMU* (ESPN2)	9 p.m.
11	Tulane* (ESPN3)	6 p.m.
15	Cincinnati* (CBSSN)	7 p.m.
18	at Temple* (CBSSN)	4 p.m.
22	at Memphis* (CBSSN)	9 p.m.
25	ECU* (ESPN3)	3 p.m.
28	at SMU* (ESPN2)	9 p.m.

MARCH

4	UConn* (CBSSN)	4 p.m.
---	----------------	--------

* American Athletic Conference game
All times Eastern

UNIVERSITY OF HOUSTON

Location:	Houston, Texas
Enrollment:	45,000
Founded:	1927
Nickname:	Cougars
Colors:	Scarlet and White
Website:	UHCougars.com
Arena:	Health & PE Arena (8,100)*
Chancellor:	Dr. Renu Khator
Vice President for Intercollegiate Athletics:	Hunter Yurachek
Head Coach:	Kelvin Sampson (UNC Pembroke '78)

* - Houston will play its home games at Texas Southern's Health & PE Arena, along with the Toyota Center during the 2017-18 season while renovating the Fertitta Center

MEDIA RELATIONS

Assistant Athletics Director for Athletics Communications:	Jeff Conrad
Office Phone:	(713) 743-9410
Mobile:	(713) 557-3841
E-mail:	jconrad@central.uh.edu
Press Row Phone:	TBA

COUGARS TEAM FACTS

2016-17 Record/Finish:	21-11/12-6 The American (3 rd)
All-Time Record:	1,227-843 (.593)
NCAA Appearances:	19
Last NCAA Appearance:	2010
Lettermen Returning/Lost:	5/6
Starters Returning/Lost:	3/3

THE MORE YOU KNOW: @UHCougarMBK

- Houston hosted the USA Men's National Team inside Guy V. Lewis Development Facility in mid-August as Team USA prepared for the FIBA AmeriCup 2017.
- Rob Gray was one of 20 collegiate student-athletes serving as counselors with nine-time NBA All-Star and new Houston Rocket guard Chris Paul at the prestigious CP3 Elite Guard Camp in North Carolina on Aug. 6-9.
- Damyeon Dotson was selected by the New York Knicks in the Second Round of the NBA Draft, becoming the first Cougar to be selected since 2001.
- With 22 wins in 2015-16 and 21 last season, Houston recorded its first consecutive seasons with 20-plus victories since 2007-08 and 2008-09.
- Houston is set to unveil the Fertitta Center in 2018, an extensive overhaul of the previously named Hofheinz Arena. In the interim, Houston will play games at the Toyota Center and Texas Southern in 2017-18.

2016-17 STATISTICS

##	Player	GP	GS	Min	Avg	TOTAL			3-PTS			FT	FTA	Pct	REBOUNDS				PF	FO	A	TO	Blk	Stl	Pts	Avg
						FG	FGA	Pct	3FG	FGA	Pct				Off	Def	Tot	Avg								
32	GRAY, Rob	31	29	1002	32.3	233	493	.473	63	165	.382	109	134	.813	33	83	116	3.7	57	0	91	70	5	37	638	20.6
21	DOTSON, Damyeon	32	32	1098	34.3	202	430	.470	108	244	.443	44	53	.830	49	173	222	6.9	53	0	36	33	5	29	556	17.4
15	DAVIS, Devin	20	13	417	20.9	66	144	.458	1	4	.250	32	56	.571	35	70	105	5.3	62	4	19	33	10	14	165	8.3
12	VANBECK, Wes	32	5	708	22.1	70	157	.446	46	95	.484	55	63	.873	20	63	83	2.6	93	4	51	29	2	17	241	7.5
00	KNOWLES, Danrad	31	25	713	23.0	87	194	.448	1	11	.091	58	87	.667	57	59	116	3.7	81	5	15	26	30	8	233	7.5
25	ROBINSON, Jr., Galen	32	28	1031	32.2	77	210	.367	13	49	.265	41	69	.594	12	93	105	3.3	55	0	155	62	4	31	208	6.5
03	BROOKS, Armoni	28	3	341	12.2	45	104	.433	25	69	.362	8	10	.800	11	52	63	2.3	25	0	7	15	2	11	123	4.4
05	DUNNIGAN, Morris	20	0	125	6.3	18	51	.353	4	18	.222	8	13	.615	3	14	17	0.9	12	0	2	4	0	4	48	2.4
33	MEYER, Kyle	32	18	526	16.4	29	65	.446	2	13	.154	14	27	.519	55	61	116	3.6	79	5	19	18	13	9	74	2.3
13	NKALI, Bertrand	31	5	353	11.4	14	30	.467	0	0	.000	17	26	.654	35	33	68	2.2	65	3	3	10	38	5	45	1.5
01	DUPREE, Xavier	17	2	97	5.7	7	19	.368	4	10	.400	1	2	.500	4	17	21	1.2	18	0	7	7	4	5	19	1.1
30	HIRBOD, Mateen	9	0	14	1.6	2	5	.400	1	3	.333	3	4	.750	1	0	1	0.1	1	0	1	1	0	0	8	0.9
Total		32		6425		850	1902	.447	268	681	.394	390	544	.717	362	773	1135	35.5	603	21	406	315	113	170	2358	73.7
Opponents		32		6425		701	1718	.408	218	662	.329	457	633	.722	342	775	1117	34.9	578	-	360	437	98	153	2077	64.9

returning players in *italics*

2017-18 ROSTER

No.	Name	Pos.	Class	Ht.	Wt.	Hometown/High School (Last)
1	Chris Harris, Jr.	C	So.	6-10	240	Houston, Texas/James Madison (San Jacinto JC)
2	Mike Adewunmi	G	Fr.	6-4	210	Mansfield, Texas/Lake Ridge
3	Armoni Brooks	G	So.	6-3	185	Round Rock, Texas/McNeil
5	Corey Davis Jr.	G	Jr.	6-1	190	Lafayette, La./Lafayette (San Jacinto JC)
12	Wes VanBeck	G	Sr.	6-3	195	Houston, Texas/Westside
13	Nura Zanna	F	Sr.	6-6	240	Kaduna, Nigeria/Coral Springs (Fla.) Christian (LIU Brooklyn)
15	Devin Davis	F	r-Sr.	6-6	225	Indianapolis, Ind./Warren Central (Odessa JC)
20	Gabe Grant	F	Jr.	6-4	220	Chicago, Ill./Mount Carmel (Three Rivers CC)
23	Cedrick Alley Jr.	F	Fr.	6-5	235	Houston, Texas/Klein Forest
24	Breaon Brady	F	Jr.	6-8	250	Akron, Ohio/Ellett (Saddleback JC)
25	Galen Robinson Jr.	G	Jr.	6-1	190	Houston, Texas/Westbury Christian
30	Mateen Hirbod	G	So.	6-1	195	Danville, Calif./The Bentley School
31	Valentine Sangoyomi	C	r-Jr.	6-8	240	Lagos, Nigeria/Erie (Pa.) First Christian (Northern Oklahoma JC)
32	Rob Gray	G	r-Sr.	6-1	185	Forest City, N.C./West Oaks (Fla.) Academy (Howard JC)
35	Fabian White Jr.	F	Fr.	6-7	210	Atascocita, Texas (Atascocita)

Head Coach: Kelvin Sampson (UNC Pembroke '78)
Assistant Coach: Alvin Brooks (Lamar '82)
Assistant Coach: Kellen Sampson (Oklahoma '06)
Assistant Coach: Quannas White (Oklahoma '04)
Director of Operations: Meshu Negga (Houston '14)



GALEN ROBINSON, JR.

2016-17 BY THE NUMBERS

Category	Actual	National Rank	
Adjusted Offensive Efficiency	113.5	39	
Adjusted Defensive Efficiency	99.9	79	
Adjusted Margin	+13.62	52	
Scoring Offense	73.7	163	
Scoring Defense	64.9	30	
Scoring Margin	8.8	35	
Field-Goal Percentage	44.7	153	
Field-Goal Percentage Defense	40.8	34	
Three-Point Field Goals Per Game	8.4	87	
Three-Point Field-Goal Percentage	39.4	21	
Three Pt FG Defense	32.9	68	
Free-Throw Percentage	71.7	122	
Rebound Margin	0.6	172	
Assists Per Game	12.7	229	
Assist Turnover Ratio	1.29	39	
Blocked Shots Per Game	3.5	148	
Steals Per Game	5.3	267	
Turnovers Per Game	9.8	4	
Turnover Margin	3.8	12	
Personal Fouls Per Game	18.8	170	
Total Blocks	113	155	
Total Assists	406	235	
Total Rebounds	1135	210	
Free Throw Attempts	544	307	
Free Throws Made	390	297	
3-pt Field Goal Attempts	681	184	
Total 3-point FGM	268	104	
Total Steals	170	272	
Fewest Turnovers	315	2	
Fewest Fouls	603	147	
Offensive Rebounds Per Game	11.31	109	
Defensive Rebounds Per Game	24.16	261	
Total Rebounds Per Game	35.47	193	
Turnovers Forced	13.66	120	
Category	Player	Actual	Nat'l Rank
Points Per Game	Rob Gray	20.6	26
	Damyeon Dotson	17.4	125
Field-Goal Percentage	Rob Gray	47.3	169
	Damyeon Dotson	47.0	174
Three-Point Field Goals Per Game	Damyeon Dotson	3.38	8
	Damyeon Dotson	44.3	10
Free-Throw Percentage	Rob Gray	81.3	151
	Damyeon Dotson	6.9	191
Assists Per Game	Galen Robinson, Jr.	4.8	63
	Bertrand Nkali	1.23	149
Blocked Shots Per Game	Rob Gray	638	49
	Damyeon Dotson	556	150
Total Rebounds	Damyeon Dotson	222	207
	Galen Robinson, Jr.	2.5	44
Assist Turnover Ratio	Damyeon Dotson	7	127
	Galen Robinson, Jr.	155	73
Total Blocks	Bertrand Nkali	38	170
	Rob Gray	233	28
Total Field Goals Made	Damyeon Dotson	202	104
	Damyeon Dotson	1098	220
Minutes Per Game	Damyeon Dotson	34.3	136
	Damyeon Dotson	244	41
3-pt Field Goal Attempts	Damyeon Dotson	108	14
	Rob Gray	493	28
Total Field Goal Attempts	Damyeon Dotson	430	12
	Damyeon Dotson	5.41	135
Defensive Rebounds per Game			

HOUSTON (21-11, 12-6 American)
Home: 12-4 | Away: 6-7 | Neutral: 3-0

		Final	Att	High Scorer/Rebounder
NOVEMBER				
11	Morgan State (ESPN3) <u>Gulf Coast Showcase (Estero, Fla.)</u>	W, 92-53	3,005	Gray 22/Davis 12
21	vs. George Mason	W, 93-56	1,000	Gray 23/Davis 10
22	vs. South Dakota	W, 85-58	1,000	Dotson 21/Dotson, Robinson 9
23	vs. Vermont	W, 72-71	1,000	Gray 20/Davis 7
26	Cornell (ESPN3)	W, 83-53	3,223	Davis 18/Davis 9
29	at LSU (SECN)	L, 84-65	6,695	Gray 19/Nkali 8
DECEMBER				
3	Prairie View A&M (ESPN3)	W, 105-61	3,091	Gray 23/Dotson 11
6	at #--/rv Arkansas (SECN)	L, 84-72	13,455	Gray 22/Dotson 10
10	#--/rv Rhode Island (ESPN3)	W, 82-77	3,371	Gray 30/Dotson, Gray 7
17	UT Rio Grande Valley (ESPN3)	W, 83-58	2,856	Dotson 25/Dotson 10
21	Liberty (ASN/ESPN3)	W, 77-54	3,540	Dotson, Gray 22/Dotson 10
23	Harvard (ESPN2)	L, 57-56	4,004	Gray 15/Dotson 7
28	at UConn** (ESPN2)	W, 62-46	11,538	Gray 20/Dotson 6
31	at USF* (ESPN3)	W, 70-56	2,353	Gray, Dotson 25/Dotson 8
JANUARY				
4	Tulsa* (ESPN3)	W, 64-61	3,415	Dotson 18/Meyer 7
7	#22/22 Cincinnati* (ESPN3)	L, 67-58	4,875	Gray 21/Dotson 10
11	at ECU* (ESPNNews)	W, 74-58	4,197	Gray 19/Dotson 10
14	at UCF* (CBSSN)	L, 77-70	5,489	Gray 28/Dotson 8
19	Memphis* (CBSSN)	L, 70-67 (ot)	4,815	Gray 21/Knowles 10
21	at #v/rv SMU* (ESPN3)	L, 85-64	7,002	Dotson 25/Knowles 5
24	Tulane* (CBSSN)	W, 65-51	3,421	Dotson 20/Dotson 9
28	Temple* (ESPN3)	W, 79-66	3,627	Gray 28/Dotson 10
FEBRUARY				
1	UCF* (ESPN3)	W, 82-64	3,681	Dotson 31/Dotson 6
8	at Tulane* (ESPNNews)	W, 91-62	1,165	Dotson 32/Brooks 7
11	at Tulsa* (ESPN3)	W, 73-64	4,229	Gray 28/Dotson 7
18	#19/23 SMU* (ESPN2)	L, 76-66	8,479	Gray 23/Gray 6
22	UConn* (CBSSN)	W, 75-70	4,131	Dotson 25/Meyer 11
26	at Memphis* (CBSSN)	W, 72-71	12,381	Dotson 31/Dotson 9
MARCH				
2	at #18/20 Cincinnati* (ESPN2)	L, 85-47	13,176	Gray 17/Davis 5
5	ECU* (CBSSN)	W, 73-51	8,479	Gray 24/Dotson 9
10	<u>Frontier Communications American Men's Basketball Championship (XL Center, Hartford, Conn.)</u> at (6) UConn (ESPN3)	L, 74-65	7,365	Gray 25/Gray 7
15	(7) Akron (ESPN3)	L, 78-75	1,928	Gray 24/Davis 7

* American Athletic Conference game
* Game played at XL Center in Hartford, Conn.
All times Eastern



DEVIN DAVIS

HEAD COACH KELVIN SAMPSON

Hired at Houston - April 3, 2014

Coaching File - Houston Rockets, assistant coach, 2011-14; Milwaukee Bucks, assistant coach, 2008-11; Indiana, head coach, 2006-08; Oklahoma, head coach, 1994-06; Washington State, head coach, 1987-94; Washington State, assistant coach, 1985-87; Montana Tech, head coach, 1981-85; Michigan State, assistant coach, 1980-81; Michigan State, graduate assistant, 1979-80.

Highlights - Brought Oklahoma to a Final Four in 2002 and an Elite Eight in 2003 ... Has 20 or more wins in 13 of his last 14 seasons as a Division I head coach ... Looking to take his fourth program to the NCAA Tournament ... Led the Houston Rockets of the NBA for 13 games as acting head coach in 2012-13.

Collegiate File - Graduated from UNC Pembroke in 1978 after playing four years of basketball and three years of baseball ... Earned a master's degree from Michigan State in 1980.

Personal - Native of Laurinburg, N.C. ... Born October 5, 1955 ... Sampson and his wife Karen have a daughter, Lauren, and a son, Kellen.



SAMPSON'S RECORD

Career Record (28 years).....	556-310 (.642)
Houston (three years).....	56-40 (.583)
Indiana (two years).....	43-15 (.741)
Oklahoma (12 years).....	281-107 (.724)
Washington State (seven years).....	103-103 (.500)
Montana Tech (four years).....	73-45 (.619)

NCAA Record (13 appearances).....	12-13 (.480)
NIT Record (four appearances).....	2-4 (.333)

YEAR-BY-YEAR

		Overall	Conference	Conf. Tourn.	Postseason
1981-82	Montana Tech	7-20	0-15		
1982-83	Montana Tech	22-9	10-5		
1983-84	Montana Tech	22-9	11-4		
1984-85	Montana Tech	22-7	12-3		
1987-88	Washington State	13-16	7-11/6 th	1-1	
1988-89	Washington State	10-19	4-14/8 th	1-1	
1989-90	Washington State	7-22	1-17/10 th	0-1	
1990-91	Washington State	16-12	8-10/6 th		
1991-92	Washington State	22-11	9-9/15 th		1-1 (NIT)
1992-93	Washington State	15-12	9-9/15 th		
1993-94	Washington State	20-11	10-8/14 th		0-1 (NCAA)
1994-95	Oklahoma	23-9	9-5/3 rd	1-1	0-1 (NCAA)
1995-96	Oklahoma	17-13	8-6/3 rd	0-1	0-1 (NCAA)
1996-97	Oklahoma	19-11	9-7/5 th	2-1	0-1 (NCAA)
1997-98	Oklahoma	22-11	11-5/2 nd	2-1	0-1 (NCAA)
1998-99	Oklahoma	22-11	11-5/2 nd	0-1	2-1 (NCAA S16)
1999-00	Oklahoma	27-7	12-4/3 rd	2-1	1-1 (NCAA)
2000-01	Oklahoma	26-7	12-4/2 nd	3-0	0-1 (NCAA)
2001-02	Oklahoma	31-5	13-3/2 nd	3-0	4-1 (NCAA Final Four)
2002-03	Oklahoma	27-7	12-4/3 rd	3-0	3-1 (NCAA E8)
2003-04	Oklahoma	20-11	8-8/7 th	1-1	1-1 (NIT)
2004-05	Oklahoma	25-8	12-4/1 st	1-1	1-1 (NCAA)
2005-06	Oklahoma	20-9	11-5/3 rd	0-1	0-1 (NCAA)
2006-07	Indiana	21-11	10-6/3 rd	0-1	1-1 (NCAA)
2007-08	Indiana	22-4	11-2		
2014-15	Houston	13-19	4-14/10 th	1-1	
2015-16	Houston	22-10	12-6/3 rd	0-1	0-1 (NIT)
2016-17	Houston	21-11	12-6/3 rd	0-1	0-1 (NIT)
Overall		556-310 (.642)	258-199 (.565)	21-16 (.568)	14-17 (.452)



MEMPHIS TIGERS



Tom Bowen
Director of Athletics



Tubby Smith
Head Coach





JIMARIO RIVERS

UNIVERSITY OF MEMPHIS

Location:.....Memphis, Tenn.
Enrollment:.....21,059
Founded:.....1912
Nickname:.....Tigers
Colors:.....Royal Blue and Gray
Website:.....GoTigersGo.com
Arena:.....FedEx Forum (18,400)
President:.....Dr. M. David Rudd
Director of Athletics:.....Tom Bowen
Head Coach:.....Tubby Smith (High Point '73)

MEDIA RELATIONS

Associate Director of Athletic Communications:.....Bill Salyer
Office Phone:.....(901) 678-4780
Mobile:.....(260) 705-3963
E-mail:.....wbsalyer@memphis.edu
Press Row Phone:.....(901) 734-9949

TIGERS TEAM FACTS

2016-17 Record/Finish:.....19-13/9-9 American (t-5th)
All-Time Record:.....1,532-867-1 (.639)
NCAA Appearances:.....26
Last NCAA Appearance:.....2014
Lettermen Returning/Lost:.....10/4
Starters Returning/Lost:.....2/3

2017-18 SCHEDULE

NOVEMBER

Veterans Classic (Annapolis, Md.)		
10	vs. Alabama (CBSSN)	6:30 p.m.
14	Little Rock (ESPN3)	8 p.m.
21	New Orleans (ESPN3)	7 p.m.
25	Northern Kentucky (ESPN3)	TBA
30	at UAB	TBA

DECEMBER

2	Mercer (ESPN3)	5 p.m.
5	Samford (ESPN3)	8 p.m.
Gotham Classic (On-Campus; Madison Square Garden)		
9	Bryant (ESPN3)	1 p.m.
12	Albany (ESPN3)	9 p.m.
16	vs. Louisville (ESPN2)	12 p.m.
20	Siena (ESPN3)	8 p.m.
23	Loyola (Md.) (ESPN3)	12 p.m.
28	LSU (CBSSN)	9 p.m.
31	at Cincinnati* (ESPN3)	4 p.m.

JANUARY

3	at UCF* (ESPN3)	7 p.m.
6	Tulsa* (ESPN3)	4 p.m.
9	Tulane* (ESPN3)	7 p.m.
13	at Temple* (CBSSN)	2 p.m.
16	UConn* (CBSSN)	9 p.m.
20	at Tulsa* (ESPN3)	8 p.m.
27	Cincinnati* (CBSSN)	6 p.m.
31	at USF* (ESPN3)	8:30 p.m.

FEBRUARY

3	at ECU* (ESPN3)	2 p.m.
6	Wichita State* (CBSSN)	9 p.m.
11	UCF* (CBSSN)	4 p.m.
14	at SMU* (ESPN3)	9 p.m.
17	at Tulane* (ESPN3)	3 p.m.
22	Houston* (CBSSN)	9 p.m.
25	at UConn* (ESPN/ESPN3)	1/3 p.m.

MARCH

1	USF* (ESPN3)	9 p.m.
4	ECU* (ESPN3)	3 p.m.

* American Athletic Conference game
All times Eastern

THE MORE YOU KNOW: @Memphis_MBB

- Memphis brings in the top recruiting class in the American Athletic Conference for this coming season as rated by 247 Sports, including Junior College First Team All-Americans Kareem Brewton and Kyvon Davenport.
- Head Coach Tubby Smith is one of two coaches to have taken five teams to the NCAA Tournament, matching Oklahoma's Lon Kruger. Smith has taken Tulsa, Georgia, Kentucky, Minnesota and Texas Tech to the NCAA Tournament.
- At every one of his coaching stops, Smith has led his team to the NCAA Tournament by his third season.
- Jamal Johnson comes to Memphis with an NBA pedigree. Johnson is the son of Buck Johnson, who played in 7 NBA seasons, from 1986 to 1993. He played for the Rockets from 1986 to 1992, and for the Washington Bullets during the 1992-93 season.

2016-17 STATISTICS

##	Player	GP	GS	Min	Avg	TOTAL			3-PTS			FT	FTA	Pct	REBOUNDS				PF	FO	A	TO	Blk	Stl	Pts	Avg
						FG	FGA	Pct	3FG	FGA	Pct				Off	Def	Tot	Avg								
01	LAWSON,Dedric	32	32	1104	34.5	216	469	.461	30	111	.270	152	205	.741	92	225	317	9.9	81	1	105	76	68	41	614	19.2
05	CRAWFORD,Markel	32	31	1036	32.4	149	312	.478	42	126	.333	69	91	.758	37	104	141	4.4	72	1	61	44	4	46	409	12.8
00	LAWSON, K.J.	32	31	1078	33.7	145	363	.399	22	67	.328	82	118	.695	73	186	259	8.1	72	1	88	66	13	16	394	12.3
03	MARTIN,Jeremiah	32	32	1114	34.8	114	253	.451	24	85	.282	76	113	.673	26	72	98	3.1	80	1	142	63	23	58	328	10.3
02	RIVERS,Jimario	31	19	686	22.1	82	144	.569	0	4	.000	34	61	.557	45	62	107	3.5	89	0	29	24	27	21	198	6.4
12	RANDALL,Craig	32	0	579	18.1	58	166	.349	36	125	.288	15	29	.517	14	31	45	1.4	32	0	33	28	5	20	167	5.2
15	RYKHODEK,Chad	15	13	212	14.1	31	57	.544	0	2	.000	12	34	.353	12	22	34	2.3	38	2	11	16	8	5	74	4.9
04	CLERGEOT,Keon	26	0	257	9.9	27	74	.365	13	42	.310	31	40	.775	9	21	30	1.2	27	0	10	18	0	5	98	3.8
10	KESSEE,Christian	29	1	218	7.5	18	57	.316	10	42	.238	10	12	.833	2	17	19	0.7	26	0	22	10	0	3	56	1.9
11	BINS,Jonathan	8	0	19	2.4	3	8	.375	2	3	.667	0	0	.000	1	0	1	0.1	2	0	5	1	0	0	8	1.0
20	CASTRO, Kaleb	7	0	14	2.0	2	4	.500	2	3	.667	0	0	.000	0	1	1	0.1	2	0	0	1	0	0	6	0.9
42	McDOWELL,Jake	15	1	108	7.2	5	12	.417	0	1	.000	1	3	.333	11	8	19	1.3	12	0	2	1	1	5	11	0.7
32	MOFFATT,Alex	9	0	25	2.8	2	7	.286	0	2	.000	0	0	.000	3	2	5	0.6	1	0	0	3	1	1	4	0.4
Total		32		6450		852	1926	.442	181	613	.295	482	706	.683	373	799	1172	36.6	534	6	508	368	150	221	2367	74.0
Opponents		32		6452		794	1879	.423	246	729	.337	428	623	.687	352	809	1161	36.3	609	-	433	435	132	185	2262	70.7

returning players in *italics*

2017-18 ROSTER

No.	Name	Pos.	Class	Ht.	Wt.	Hometown/High School (Last)
0	Kyvon Davenport	F	Jr.	6-8		Gainesville, Ga./East Hall (Georgia Highlands)
1	Jamal Johnson	G	Fr.	6-4		Birmingham, Ala./Spain Park
2	Jimario Rivers	G/F	Sr.	6-8	193	Clarksville, Tenn./Kenwood (Southwest Tennessee)
3	Jeremiah Martin	G	Jr.	6-3	180	Memphis, Tenn./Mitchell
4	Rayner Thornton	G/F	Jr.	6-7	235	Marietta, Ga./Marietta (Gordon State)
5	Kareem Brewton, Jr.	G	Jr.	6-3	190	Claxton, Ga./Shiloh (Eastern Florida State)
10	Mike Parks, Jr.	F	Jr.	6-9	270	Cleveland, Ohio/Richmond Heights (Southwest Mississippi)
11	Malik Rhodes	G	Jr.	6-2	180	Cincinnati, Ohio/Clark Montessori (Barton)
12	Victor Enoch	F	Fr.	6-8		Decatur, Ga./Greenforest Christian Academy
15	David Nickelberry	G	Fr.	6-7		Orlando, Fla./Windermere Prep
23	Karim Sameh Azab	F	So.	6-11	290	Giza, Egypt/Hales Franciscan (IIL)
30	Kytrel Williams	G	Sr.	6-3	207	Memphis, Tenn./Harding Academy (Motlow State)
32	Alex Moffatt	F	Sr.	6-5	223	Somerville, Tenn./Fayette Academy (Shawnee State)

Head Coach: Tubby Smith (High Point '73)**Assistant Coach:** Alvin "Pooh" Williamson (Tulsa '95)**Assistant Coach:** Joe Esposito (Marist '88)**Assistant Coach:** Saul Smith (Kentucky '01)**Director of Operations:** Steven "Zo" Goodson (Kentucky '05)

JEREMIAH MARTIN

2016-17 BY THE NUMBERS

Category	Actual	National Rank
Adjusted Offensive Efficiency	106.9	128
Adjusted Defensive Efficiency	100.9	98
Adjusted Margin	+6.02	101
Scoring Offense	74.0	160
Scoring Defense	70.7	130
Scoring Margin	3.3	128
Field-Goal Percentage	44.2	183
Field-Goal Percentage Defense	42.3	92
Three-Point Field Goals Per Game	5.7	312
Three-Point Field-Goal Percentage	29.5	338
Three Pt FG Defense	33.7	111
Free-Throw Percentage	68.3	245
Rebound Margin	0.3	184
Assists Per Game	15.9	33
Assist Turnover Ratio	1.38	20
Blocked Shots Per Game	4.7	39
Steals Per Game	6.9	81
Turnovers Per Game	11.5	46
Turnover Margin	2.1	45
Personal Fouls Per Game	16.7	41
Total Blocks	150	55
Total Assists	508	65
Total Rebounds	1172	166
Free Throw Attempts	706	134
Free Throws Made	482	156
3-pt Field Goal Attempts	613	254
Total 3-point FGM	181	312
Total Steals	221	115
Fewest Turnovers	368	37
Fewest Fouls	534	31
Offensive Rebounds Per Game	11.66	82
Defensive Rebounds Per Game	24.97	204
Total Rebounds Per Game	36.63	123
Turnovers Forced	13.59	125

Category	Player	Actual	Nat'l Rank
Points Per Game	Dedric Lawson	19.2	59
Field-Goal Percentage	Dedric Lawson	46.1	200
Rebounds Per Game	Dedric Lawson	9.9	19
	K.J. Lawson	8.1	102
Assists Per Game	Jeremiah Martin	4.4	96
Blocked Shots Per Game	Dedric Lawson	2.13	35
Steals Per Game	Jeremiah Martin	1.81	57
	Markel Crawford	1.44	182
Total Points	Dedric Lawson	614	71
Total Rebounds	Dedric Lawson	317	31
	K.J. Lawson	259	115
Assist Turnover Ratio	Jeremiah Martin	2.25	67
Double Doubles	Dedric Lawson	19	11
	K.J. Lawson	9	88
Total Assists	Jeremiah Martin	142	101
Total Blocks	Dedric Lawson	68	38
Total Field Goals Made	Dedric Lawson	216	60
Total Minutes	Jeremiah Martin	1114	181
	Dedric Lawson	1104	20
Minutes Per Game	Jeremiah Martin	34.8	101
	Dedric Lawson	34.5	121
	K.J. Lawson	33.7	177
Total Steals	Jeremiah Martin	58	66
	Markel Crawford	46	194
Total Field Goal Attempts	Dedric Lawson	469	53
Free Throws Made	Dedric Lawson	152	71
Free Throw Attempts	Dedric Lawson	205	54
Offensive Rebounds Per Game	Dedric Lawson	2.88	67
	K.J. Lawson	2.28	200
Defensive Rebounds Per Game	Dedric Lawson	7.03	25
	K.J. Lawson	5.81	86

MEMPHIS

MEMPHIS (19-13, 9-9 American)
Home: 14-4 | Away: 4-7 | Neutral: 1-2

		Final	Att	High Scorer/Rebounder
NOVEMBER				
	Emerald Coast Classic (Campus Sites)			
14	UT Rio Grand Valley (ESPN3)	W, 94-75	9,217	K.J. Lawson 25/Dedric Lawson 15
16	Milwaukee (ESPN3)	W, 68-54	9,398	D. Lawson 23/K.J. Lawson 11
	Emerald Coast Classic (Campus Sites)			
19	Savannah State (ESPN3)	W, 99-86	8,689	D. Lawson, Randall 21/D. Lawson 14
22	McNeese State (ESPN3)	W, 104-65	8,941	D. Lawson 20/D. Lawson, K.J. Lawson 10
	Emerald Coast Classic (Destin, Fla.)			
25	vs. Providence (CBSSN)	L, 60-51	2,196	D. Lawson 19/D. Lawson 9
26	vs. Iowa	W, 100-92	2,196	D. Lawson 35/D. Lawson 11
30	Jackson State (ESPN3)	W, 84-69	7,507	K.J. Lawson 18/Dedric Lawson 12
DECEMBER				
3	at Ole Miss (SECN+)	L, 85-77	7,411	K.J. Lawson 17/Dedric Lawson, Crawford 6
10	UAB (ESPN3)	W, 62-55	9,424	D. Lawson 24/K.J. Lawson 11
13	Monmouth (ESPN3)	L, 82-79	7,831	D. Lawson 18/D. Lawson 14
17	at Oklahoma (CBS)	W, 99-94 (ot)	9,081	D. Lawson 26/K.J. Lawson 13
21	Incarinate Word (ESPN3)	W, 95-71	7,919	D. Lawson 25/D. Lawson, K.J. Lawson 12
27	SMU* (ESPN1)	L, 58-54	10,305	Martin 16/K.J. Lawson 7
30	*rv/25 South Carolina (ESPN1)	W, 70-54	10,812	Crawford 28/D. Lawson 15
JANUARY				
5	UConn* (ESPN2)	W, 70-61	10,227	Crawford 19/D. Lawson 11
8	at Tulane* (ESPN3)	W, 80-59	1,525	Crawford, D. Lawson 24/D. Lawson 10
11	at Tulsa* (ESPNNews)	L, 81-71	4,017	D. Lawson 26/K.J. Lawson 7
14	USF* (CBSSN)	W, 62-56	11,955	Crawford 30/Rivers 11
19	at Houston* (CBSSN)	W, 70-67 (ot)	4,815	K.J. Lawson 28/K.J. Lawson 16
22	UCF* (CBSSN)	W, 70-65	9,625	K.J. Lawson 16/K.J. Lawson 8
25	at Temple* (CBSSN)	L, 77-66	4,950	Martin 16/Crawford 7
28	ECU (ESPNNews)	W, 57-50	10,694	Rivers 15/K.J. Lawson 19
FEBRUARY				
2	at USF* (ESPNNews)	W, 85-75	2,563	D. Lawson 29/K.J. Lawson 10
4	at UCF* (ESPNNews)	L, 72-57	5,463	D. Lawson 28/K.J. Lawson 11
7	Tulsa* (ESPN1)	W, 66-44	8,518	Crawford 19/D. Lawson 11
12	Temple* (CBSSN)	L, 74-62	10,552	D. Lawson 27/D. Lawson 12
16	at UConn** (ESPN2)	L, 65-62	9,631	Crawford, Randall 13/D. Lawson, K.J. Lawson, Crawford 7
23	at *15/16 Cincinnati* (ESPN)	L, 87-74	12,787	Martin 23/D. Lawson 10
26	Houston* (CBSSN)	L, 72-71	12,381	K.J. Lawson 20/D. Lawson 13
MARCH				
2	Tulane* (ESPN1)	W, 92-70	9,223	D. Lawson 29/D. Lawson 8
4	at *14/19 SMU* (ESPN2)	L, 103-62	7,242	Clergeot 14/K.J. Lawson 6
	Frontier Communications American Men's Basketball Championship (XL Center, Hartford, Conn.)			
10	vs. (4) UCF (ESPN2)	L, 84-54	1,844	D. Lawson 12/D. Lawson 9

* American Athletic Conference game
** Game played at XL Center in Hartford, Conn.
All times Eastern



ALEX MOFFATT

HEAD COACH TUBBY SMITH

@CoachTubbySmith

Hired at Memphis - April 14, 2016

Coaching File - Texas Tech, head coach, 2013-16; Minnesota, head coach, 2007-13; Kentucky, head coach, 1997-07; Georgia, head coach, 1995-97; Tulsa, head coach, 1991-95; Kentucky, assistant coach, 1989-91; South Carolina, assistant coach, 1986-89; VCU, assistant coach, 1979-86.

Highlights - 576 career wins ranks 61st in NCAA history and 18th-best among active coaches ... Led Kentucky to the 1998 NCAA Championship ... One of seven active head coaches with 500 or more wins and an NCAA title ... One of two coaches in NCAA history to lead five different teams to the NCAA Tournament ... Is 31-17 all-time in 18 appearances in the NCAA Tournament, accumulating four Elite Eight appearances, nine Sweet 16 berths ... Three-time National Coach of the Year (2003, 2005, 2016) ... Five-time NABC District Coach of the Year (1996, 1997, 1998, 2003, 2016) ... 2016 Big 12 Conference Coach of the Year ... 1998, 2003, and 2005 Southeastern Conference Coach of the Year ... 1994 and 1995 Missouri Valley Conference Coach of the Year ... Part of coaching staff for gold-medal winning USA Basketball team at the 2000 Olympic Games in Sydney, Australia.

Collegiate File - Four-year letterwinner at High Point (N.C.) College, earning all-conference honors as a senior ... Finished his career as the seventh all-time leading scorer in program history ... 1973 graduate of High Point ... Honored in May 2016, named to the High Point University Athletics Hall of Fame.

Personal - A native of Scotland, Maryland ... Born June 30, 1951 ... The sixth of 17 children of Guffrie and Parthenia Smith ... Married to his wife Donna ... Has three sons and a daughter: G.G., Saul, Brian and Trisch.




SMITH'S RECORD

Career Record (26 years).....	576-289 (.666)
Memphis Record (one year)	19-13 (.594)
Texas Tech Record (three years)	46-50 (.474)
Minnesota Record (six years)	124-81 (.605)
Kentucky Record (10 years)	263-83 (.760)
Georgia Record (two years)	45-19 (.703)
Tulsa Record (four years)	79-43 (.648)
NCAA Record (18 appearances).....	30-17 (.638)
NIT Record (two appearances).....	4-2 (.667)

YEAR-BY-YEAR

		Overall	Conference	Conf. Tourn.	Postseason
1991-92	Tulsa	17-13	12-6 (.4 th)	2-1	
1992-93	Tulsa	15-14	10-8 (.4 th)		
1993-94	Tulsa	23-8	15-3 (.1 st)	1-1	2-1 (NCAA S16)
1994-95	Tulsa	24-8	15-3 (.1 st)	2-1	2-1 (NCAA S16)
1995-96	Georgia	21-10	9-7 (.3 rd)	1-1	2-1 (NCAA S16)
1996-97	Georgia	24-9	10-6 (.4 th)	3-1	0-1 (NCAA)
1997-98	Kentucky	35-4	14-2 (.1 st)	3-0	6-0 (NCAA Champions)
1998-99	Kentucky	28-9	11-5 (.3 rd)	3-0	3-1 (NCAA E8)
1999-00	Kentucky	23-10	12-4 (.1 st)	0-1	1-1 (NCAA)
2000-01	Kentucky	24-10	12-4 (.1 st)	3-0	2-1 (NCAA S16)
2001-02	Kentucky	22-10	10-6 (.2 nd)	0-1	2-1 (NCAA S16)
2002-03	Kentucky	32-4	16-0 (.1 st)	3-0	3-1 (NCAA E8)
2003-04	Kentucky	27-5	13-3 (.2 nd)	3-0	1-1 (NCAA)
2004-05	Kentucky	28-6	14-2 (.1 st)	2-1	3-1 (NCAA E8)
2005-06	Kentucky	22-13	9-7 (.6 th)	2-1	1-1 (NCAA)
2006-07	Kentucky	22-12	9-7 (.4 th)	1-1	1-1 (NCAA)
2007-08	Minnesota	20-14	8-10 (.6 th)	2-1	0-1 (NIT)
2008-09	Minnesota	22-11	9-9 (.7 th)	1-1	0-1 (NCAA)
2009-10	Minnesota	21-14	9-9 (.6 th)	3-1	0-1 (NCAA)
2010-11	Minnesota	17-14	6-12 (.9 th)	0-1	
2011-12	Minnesota	23-15	6-12 (.9 th)	1-1	4-1 (NIT Runner-up)
2012-13	Minnesota	21-13	8-10 (.7 th)	0-1	1-1 (NCAA)
2013-14	Texas Tech	14-18	6-12 (.9 th)	0-1	
2014-15	Texas Tech	13-19	3-15 (.1 st)	0-1	
2015-16	Texas Tech	19-13	9-9 (.7 th)	0-1	0-1 (NCAA)
2016-17	Memphis	19-13	9-9 (.5 th)	0-1	
Overall		576-289 (.666)	264-180 (.595)	36-20 (.643)	34-19 (.642)



Mark Harlan
Director of Athletics



Brian Gregory
Head Coach





TULIO DA SILVA

UNIVERSITY OF SOUTH FLORIDA

Location:.....Tampa, Fla.
 Enrollment:.....50,577
 Founded:.....1956
 Nickname:.....Bulls
 Colors:.....Green and Gold
 Website:.....GoUSFBulls.com
 Arena:.....USF Sun Dome (10,411)
 President:.....Dr. Judy Genshaft
 Director of Athletics:.....Mark Harlan
 Head Coach:.....Brian Gregory (Oakland, 1990)

MEDIA RELATIONS

Assistant Director of Athletic Communications:.....Mike Radomski
 Office Phone:.....(813) 974-7099
 Mobile:.....(813) 285-0605
 E-mail:.....mradomski@usf.edu
 Press Row Phone:.....(813) 974-8236

BULLS TEAM FACTS

2016-17 Record/Finish:.....7-23/1-17 American (11th)
 All-Time Record:.....611-755 (.447)
 NCAA Appearances:.....3
 Last NCAA Appearance:.....2012
 Lettermen Returning/Lost:.....5/7
 Starters Returning/Lost:.....2/3

2017-18 SCHEDULE

NOVEMBER		
10	FAU (ESPN3)	8 p.m.
13	Morgan State (ESPN3)	7 p.m.
15	at Stetson	7 p.m.
<u>Hoosier Tip-Off Classic (Campus Sites)</u>		
19	at Indiana (BTN)	6 p.m.
22	Howard (ESPN3)	7 p.m.
24	Arkansas State (ESPN3)	TBA
26	Eastern Michigan (ESPN3)	TBA
30	at Elon	TBA
DECEMBER		
2	at Appalachian State	7 p.m.
11	FIU (ESPN3)	7 p.m.
14	Bethune-Cookman	7 p.m.
18	Northern Arizona	7 p.m.
21	Charlotte (ESPN3)	7 p.m.
28	Houston* (ESPNWS)	7 p.m.
31	at SMU* (ESPN3)	8 p.m.
JANUARY		
3	ECU* (ESPN3)	7 p.m.
7	at Wichita State* (CBSSN)	4 p.m.
13	Cincinnati* (ESPNWS)	7 p.m.
17	at ECU* (ESPN3)	7 p.m.
20	UCF* (ESPN3)	6 p.m.
25	at Tulane* (ESPN3)	9 p.m.
28	at Houston* (ESPN3)	3 p.m.
31	Memphis* (ESPNWS)	8:30 p.m.
FEBRUARY		
4	Tulsa* (ESPN3)	TBA
7	at UConn* (ESPN3)	7 p.m.
10	Temple* (ESPN3)	12 p.m.
14	at UCF* (ESPNWS)	6 p.m.
18	at Tulsa* (ESPN3)	3 p.m.
24	Tulane* (ESPN3)	12 p.m.
MARCH		
1	at Memphis* (ESPNWS)	9 p.m.
4	SMU* (ESPNWS)	2 p.m.

* American Athletic Conference game
 All times Eastern

THE MORE YOU KNOW: @USFMBB

- 2017-18 will begin a new era in USF men's basketball under the direction of first-year head coach Brian Gregory. Gregory owns nearly 250 head coaching victories from his time at Dayton (03-11) and Georgia Tech (11-16).
- The Bulls added 10 new players in the 2017 signing class including three graduate transfers (Payton Banks, Terrence Samuel, Stephon Jiggetts). Among them are JuCo National Champion, Nikola Scekcic and four freshmen - Justin Brown, David Collins, Joey Coffaro and Alexis Yetna.
- Additionally, USF added three graduate transfers in the offseason - Stephan Jiggetts averaged 13.5 points and 4.2 assists per game at Fairleigh Dickinson, while Payton Banks and Terrence Samuel both join the team from Penn State.
- Yetna spent part of his summer with the France U20 National Team at the FIBA European Championship. Yetna played 19 minutes in France's bronze-medal win over Spain. One of Yetna's teammates on the French squad was Tulane point guard Ray Ona Embo.

2016-17 STATISTICS

##	Player	GP	GS	Min	Avg	TOTAL			3-PTS			FT	FTA	Pct	REBOUNDS				PF	FO	A	TO	Blk	Stl	Pts	Avg
						FG	FGA	Pct	3FG	FGA	Pct				Off	Def	Tot	Avg								
13	THORPE, Geno	28	27	925	33.0	140	354	.395	39	104	.375	104	123	.846	21	61	82	2.9	75	2	129	84	2	44	423	15.1
21	DA SILVA, Tulio	30	20	840	28.0	118	250	.472	0	5	.000	58	105	.552	67	136	203	6.8	77	3	24	82	12	28	294	9.8
25	HOLSTON, Troy	26	19	759	29.2	91	268	.340	54	171	.316	15	32	.469	4	56	60	2.3	52	0	33	48	4	15	251	9.7
24	FITTS, Malik	27	18	659	24.4	73	185	.395	27	80	.338	28	52	.538	25	98	123	4.6	69	1	31	37	10	19	201	7.4
10	BIBBY, Michael	29	15	670	23.1	59	144	.410	39	100	.390	35	41	.854	1	49	50	1.7	64	0	57	60	5	21	192	6.6
42	SANTOS, Luis	30	11	512	17.1	73	133	.549	0	2	.000	41	57	.719	52	72	124	4.1	62	1	5	39	25	14	187	6.2
33	GUERRERO, Ruben	30	25	687	22.9	65	128	.508	0	0	.000	31	52	.596	54	99	153	5.1	65	3	22	48	37	11	161	5.4
35	ZEIGLER, Bo	28	14	573	20.5	60	110	.545	0	4	.000	12	31	.387	34	65	99	3.5	76	3	40	46	19	21	132	4.7
00	MCMURRAY, Jahmal	3	1	106	35.3	22	51	.431	10	20	.500	7	10	.700	2	6	8	2.7	3	0	6	14	0	1	61	20.3
11	BODWAY, Jake	24	0	248	10.3	12	48	.250	4	15	.267	8	12	.667	7	11	18	0.8	31	0	17	15	1	7	36	1.5
01	MANDERSON, Isaiah	5	0	29	5.8	2	9	.222	0	0	.000	0	1	.000	5	2	7	1.4	4	0	0	1	0	1	4	0.8
15	ALVARADO, Yito	4	0	5	1.3	1	3	.333	1	2	.500	0	0	.000	0	1	1	0.3	1	0	0	0	0	0	3	0.8
14	BEARD, Henry	6	0	12	2.0	0	0	.000	0	0	.000	0	0	.000	1	0	1	0.2	0	0	1	1	0	1	0	0.0
Total		30		6025		716	1683	.425	174	503	.346	339	516	.657	328	725	1053	35.1	579	13	365	489	115	183	1945	64.8
Opponents		30		6025		740	1725	.429	281	709	.396	474	692	.685	372	744	1116	37.2	515	-	474	398	131	247	2235	74.5

returning players in *italics*

2017-18 ROSTER

No.	Name	Pos.	Class	Ht.	Wt.	Hometown/High School (Last)
0	Stephan Jiggetts	G	Gr.	6-1	195	Forestville, Md./Bishop McNamara (Fairleigh Dickinson)
1	Isaiah Manderon	F	Sr.	6-10	247	Bronx, N.Y./Oldsmar (Fla.) Christian (Texas Tech)
2	Terrence Samuel	G	Gr.	6-3	208	Brooklyn, N.Y./Victory College (Penn State)
3	Laquincy Rideau	G	Jr.	6-1	210	West Palm Beach, Fla./Blanche Ely (Gardner-Webb)
4	Payton Banks	Wing	Gr.	6-6	223	Orange, Calif./Lutheran (Penn State)
5	Malik Martin	F	r-Jr.	6-11	214	Miami, Fla./Faith Baptist (USC)
10	TJ Lang	G	Sr.	6-7	210	Mobile, Ala./McGill-Toolen (Auburn)
11	David Collins	G	Fr.	6-3	200	Youngstown, Ohio/First Love Christian (Pa.) Academy
13	Justin Brown	G/F	Fr.	6-6	210	Birmingham, Ala./Hargrave Military (Va.) Academy
14	Henry Beard	G	So.	6-0	177	Seminole, Fla./Seminole
15	Yito Alvarado	F	r-So.	6-7	206	San Juan, Puerto Rico/University School of NSU
21	Tulio Da Silva	F	r-So.	6-7	206	Formiga, Brazil/Arlington Country (Fla.) Day
22	Joey Coffaro	G	Fr.	5-11	170	Arlington Heights, Ill./Hersey
23	Alexis Yetna	F	Fr.	6-8	220	Baltimore, Md./Putnam Science (Conn.) Academy
25	Troy Holston	G	r-Jr.	6-4	200	Queens, N.Y./Oldsmar Christian (Fla.) School
41	Nikola Scekick	C	Jr.	7-2	250	Belgrade, Serbia/MMG (Fla.) Academy (Hutchinson CC (Kan.))

Head Coach: Brian Gregory (Oakland '90)**Assistant Coach:** Tom Herrion (Merrimack '89)**Assistant Coach:** Chad Dollar (Milligan '96)**Assistant Coach:** Scott Wagers (Tennessee Wesleyan '89)**Director of Operations:** Jarrod Lazarus (Florida State '09)

2016-17 BY THE NUMBERS

Category	Actual	National Rank
Adjusted Offensive Efficiency	96.4	313
Adjusted Defensive Efficiency	107.7	234
Adjusted Margin	-11.28	292
Scoring Offense	64.8	326
Scoring Defense	74.5	228
Scoring Margin	-9.7	330
Field-Goal Percentage	42.5	262
Field-Goal Percentage Defense	42.9	126
Three-Point Field Goals Per Game	5.8	304
Three-Point Field-Goal Percentage	34.6	194
Three Pt FG Defense	39.6	340
Free-Throw Percentage	65.7	308
Rebound Margin	-2.1	264
Assists Per Game	12.2	259
Assist Turnover Ratio	0.75	338
Blocked Shots Per Game	3.8	105
Steals Per Game	6.1	175
Turnovers Per Game	16.3	342
Turnover Margin	-3.0	332
Personal Fouls Per Game	19.3	212
Total Blocks	115	148
Total Assists	365	295
Total Rebounds	1053	290
Free Throw Attempts	516	323
Free Throws Made	339	332
3-pt Field Goal Attempts	503	333
Total 3-point FGM	174	323
Total Steals	183	225
Fewest Turnovers	489	311
Fewest Fouls	579	101
Offensive Rebounds Per Game	10.93	139
Defensive Rebounds Per Game	24.17	260
Total Rebounds Per Game	35.1	210
Turnovers Forced	13.27	157

Category	Player	Actual	Nat'l Rank
Free-Throw Percentage	Geno Thorpe	84.6	72
Rebounds Per Game	Tulio Da Silva	6.8	217
Assists Per Game	Geno Thorpe	4.6	78
Blocked Shots Per Game	Ruben Guerrero	1.23	145
Steals Per Game	Geno Thorpe	1.57	131
Total Assists	Geno Thorpe	129	161
Total Blocks	Ruben Guerrero	37	185
Minutes Per Game	Geno Thorpe	33	239
Total Steals	Geno Thorpe	44	229
Offensive Rebounds Per Game	Tulio Da Silva	2.23	214

USF (7-23, 1-17 American)

Home: 6-11 | Away: 1-12 | Neutral: 0-0

		Final	Att	High Scorer/Rebounder
NOVEMBER				
11	Florida AGM (ESPN3)	W, 84-73	3,106	Thorpe 19/Guerrero 16
17	Elon (ESPN3)	L, 74-61	2,206	Thorpe 16/Da Silva 9
19	Rider (ESPN3)	W, 70-65	2,639	Thorpe 18/Guerrero 6
22	at Florida Atlantic	L, 78-62	1,474	Da Silva 14/Da Silva 10
28	Kennesaw State (ESPN3)	W, 71-69	2,196	Da Silva 17/Da Silva 7
DECEMBER				
1	at Troy	W, 80-74	876	Thorpe 22/Guerrero 9
3	at George Washington	L, 68-67	2,288	McMurray 16/Guerrero 11
12	Bethune-Cookman (ESPN3)	W, 79-73 (ot)	2,207	McMurray, Ziegler 20/Da Silva 15
17	*16/15 South Carolina (CBSSN)	L, 77-66	2,489	McMurray 25/Thorpe 9
20	Northern Illinois (ESPN3)	L, 59-48	2,129	Bibby, Ziegler 10/Da Silva, Fitts, Ziegler 8
22	Delaware (ESPN3)	W, 81-53	2,398	Da Silva, Thorpe 18/Fitts, Santos 9
28	at ECU* (ESPNNews)	L, 60-49	4,163	Thorpe 18/Da Silva 12
31	Houston* (ESPN3)	L, 70-56	2,353	Holston 16/Guerrero 7
JANUARY				
7	at SMU* (ESPNNews)	L, 84-65	6,769	Holston 20/Da Silva 9
11	Tulane* (ESPN3)	L, 82-67	2,608	Thorpe 16/Santos 6
14	at Memphis* (CBSSN)	L, 62-56	11,955	Fitts, Thorpe 12/Da Silva, Santos 7
17	at UCF* (ESPNNews)	L, 86-64	5,765	Thorpe 22/Da Silva 7
21	Tulsa* (ESPNNews)	L, 79-67	2,614	Guerrero, Holston 16/Guerrero 10
25	UConn* (ESPN3)	L, 81-60	3,238	Holston 15/Santos 9
29	at Cincinnati* (CBSSN)	L, 94-53	12,576	Bibby 17/Da Silva 8
FEBRUARY				
2	Memphis* (ESPNNews)	L, 85-75	2,563	Fitts 29/Fitts 11
5	at Temple* (ASN/ESPN3)	L, 83-74	5,824	Thorpe 25/Fitts 6
8	at UConn* (CBSSN)	L, 97-51	6,114	Thorpe 11/Fitts 5
11	ECU* (ESPN3)	W, 64-57	2,801	Thorpe 22/Da Silva 7
15	*18/17 Cincinnati* (ESPN3)	L, 68-54	2,679	Thorpe 19/Da Silva 11
18	at Tulane* (ESPN3)	L, 94-71	1,038	Thorpe 22/Da Silva 17
23	at Tulsa* (ESPNNews)	L, 82-68	3,849	Thorpe 24/Fitts 7
MARCH				
2	UCF* (ESPN3)	L, 58-56	3,120	Holston 14/Guerrero 10
5	Temple* (ESPN3)	L, 72-60	2,509	Thorpe 21/Guerrero 8
Frontier Communications American Men's Basketball Championship (XL Center, Hartford, Conn.)				
9	at (6) UConn (ESPNNews)	L, 77-66	4,874	Thorpe 23/Da Silva 9

* American Athletic Conference game
All times Eastern



TROY HOLSTON

HEAD COACH BRIAN GREGORY

@CoachBGregory

Hired at USF - March 14, 2017

Coaching File - Michigan State, consultant, 2016-17; Georgia Tech, head coach, 2011-16; Dayton, head coach, 2003-11; Michigan State, assistant coach, 1999-03; Northwestern, assistant coach, 1997-99; Toledo, assistant coach, 1996-97; Michigan State, assistant coach, 1990-96.

Highlights - Owns nearly 250 head coaching wins in stops at Georgia Tech and Dayton ... Led Dayton to 2010 NIT Championship ... An assistant to both Tom Izzo and Jud Heathcote at Michigan State ... Helped lead Spartans to two NCAA Final Fours, three Elite Eights and the 2000 NCAA Championship.

Collegiate/Playing File - Teamed with David Robinson at the U.S. Naval Academy for one season, helping the Midshipmen to the 1986 NCAA Elite Eight ... Transferred to Oakland University ... Became three-time all-conference pick and Academic All-America in 1990 ... Finished his career as Oakland's all-time assists leader (906).

Personal - Born Dec. 15, 1966, in Mount Prospect, Illinois ... He and his wife, Yvette, have two daughters, Isabella and Elyse.



GREGORY'S RECORD

Career Record (13 seasons).....	248-180 (.579)
USF Record (first year).....	0-0 (—)
Georgia Tech (five seasons).....	76-86 (.469)
Dayton (eight seasons).....	172-94 (.647)

NCAA Record.....	1-2 (.333)
NIT Record.....	9-3 (.750)

YEAR-BY-YEAR

		Overall	Conference	Conf. Tourn.	Postseason
2003-04	Dayton	24-9	12-4	2-1	0-1 (NCAA)
2004-05	Dayton	18-11	10-6	1-1	
2005-06	Dayton	14-17	6-10	0-1	
2006-07	Dayton	19-12	8-8	1-1	
2007-08	Dayton	23-11	8-8	1-1	2-1 (NIT)
2008-09	Dayton	27-8	11-5	1-1	1-1 (NCAA)
2009-10	Dayton	25-12	8-8	0-1	5-0 (NIT Champions)
2010-11	Dayton	22-14	7-9	3-1	0-1 (NIT)
2011-12	Georgia Tech	11-20	4-12	0-1	
2012-13	Georgia Tech	16-15	6-12	0-1	
2013-14	Georgia Tech	16-17	6-12	1-1	
2014-15	Georgia Tech	12-19	3-15	0-1	
2015-16	Georgia Tech	21-15	8-10	1-1	2-1 (NIT)
Overall		248-180 (.579)	97-119 (.449)	11-13 (.458)	10-5 (.667)



SMU MUSTANGS



Rick Hart
Director of Athletics



Tim Jankovich
Head Coach





SHAKE MILTON

2017-18 SCHEDULE**NOVEMBER**

10	UMBC (ESPN3)	8 p.m.
12	Louisiana Monroe (ESPN3)	4 p.m.
15	Northwestern State (ESPN3)	8 p.m.
18	Arkansas-Pine Bluff (ESPN3)	8 p.m.
	Battle 4 Atlantis (Paradise Island, Bahamas)	
22	vs. Northern Iowa (TBA)	9:30 p.m.
23	vs. Arizona/North Carolina State (TBA)	TBD
24	vs. TBD	TBD
28	UTRGV (ESPN3)	8 p.m.

DECEMBER

2	USF (ESPN3)	10 p.m.
5	at TCU (TBA)	TBA
13	New Orleans (ESPN3)	8 p.m.
18	Boise State (ESPN3)	9 p.m.
19	Cal Poly (ESPN3)	8 p.m.
27	UCF* (ESPN2)	9 p.m.
31	USF* (ESPN3)	8 p.m.

JANUARY

4	at Tulane* (ESPN3)	9 p.m.
8	at Cincinnati* (ESPN2)	6 p.m.
10	Temple* (CBSSN)	9 p.m.
17	at Wichita State* (ESPN3)	7 p.m.
20	Tulane* (ESPN3)	6 p.m.
25	at UConn** (CBSSN)	7 p.m.
28	ECU* (CBSSN)	2 p.m.

FEBRUARY

1	at Tulsa* (CBSSN)	8 p.m.
8	at Houston* (ESPN2)	9 p.m.
11	Cincinnati* (ESPN)	4 p.m.
14	Memphis* (ESPN3)	9 p.m.
17	at UCF* (ESPN3)	11 a.m.
21	at ECU* (ESPN3)	7 p.m.
24	Wichita State* (ESPN/ESPN2)	2 p.m.
28	Houston* (ESPN2)	9 p.m.

MARCH

4	USF* (ESPN3)	2 p.m.
---	--------------	--------

* American Athletic Conference game

** Game played at XL Center in Hartford, Conn.
All times Eastern**SOUTHERN METHODIST UNIVERSITY**

Location:	Dallas, Texas
Enrollment:	11,739
Founded:	1911
Nickname:	Mustangs
Colors:	Red and Blue
Website:	SMUMustangs.com
Arena:	Moody Coliseum (7,000)
President:	Dr. R. Gerald Turner
Director of Athletics:	Rick Hart
Head Coach:	Tim Jankovich (Kansas State '82)

MEDIA RELATIONS

Director of Public Relations:	Herman Hudson
Office Phone:	(214) 768-1304
Mobile:	(214) 924-0358
E-mail:	hermanh@smu.edu
Press Row Phone:	(214) 768-7742

MUSTANGS TEAM FACTS

2016-17 Record/Finish:	30-5/17-1 American (1 st)
All-Time Record:	1,299-1,193 (.521)
NCAA Appearances:	12
Last NCAA Appearance:	2017
Lettermen Returning/Lost:	4/6
Starters Returning/Lost:	2/3

THE MORE YOU KNOW: @SMUBasketball

• Between former players Nic Moore (2015, 2016) and Semi Ojeleye (2017), the Mustangs are on a three-year run of having the American Player of the Year. SMU is the only program in the country to have done so in a major conference.

• The Mustangs will enter the season on a 22-game winning streak at Moody Coliseum, the fifth-longest active home-court winning streak in the nation.

• SMU was one of 10 programs last year with multiple selections in the NBA Draft as Semi Ojeleye (Boston, 37th overall) and Sterling Brown (Philadelphia, 46th overall) were taken. The Mustangs joined Arizona, Cal, Duke, Gonzaga, Florida State, Kentucky, North Carolina, Oregon and UCLA as programs with two or more picks last year.

• SMU will attempt to replicate one of the nation's most efficient offenses from 2016-17. The Mustangs' position-less offensive posted an adjusted offensive efficiency of 119.8, 10th nationally, per KenPom.com. With an offensive rebounding percentage of 37.2, SMU was also 10th in the country.

• The Mustangs will bring in eight newcomers this season to a team that recorded 30 wins a year ago. SMU was one of seven programs in the country with at least 30 victories and conference regular-season and tournament titles in 2016-17.

2016-17 STATISTICS

##	Player	GP	GS	Min	Avg	TOTAL			3-PTS			FT	FTA	Pct	REBOUNDS				PF	FO	A	TO	Blk	Stl	Pts	Avg
						FG	FGA	Pct	3FG	FGA	Pct				Off	Def	Tot	Avg								
33	OJELVEY, Semi	35	35	1195	34.1	210	431	.487	73	172	.424	172	219	.785	80	160	240	6.9	62	0	53	50	14	15	665	19.0
03	BROWN, Sterling	35	34	1143	32.7	161	351	.459	61	136	.449	87	110	.791	55	172	227	6.5	91	2	105	68	19	50	470	13.4
01	MILTON, Shake	35	35	1239	35.4	152	348	.437	82	194	.423	69	91	.758	15	129	144	4.1	54	0	159	62	11	44	455	13.0
00	MOORE, Ben	35	35	1131	32.3	158	284	.560	1	5	.200	80	128	.625	91	181	272	7.8	93	1	84	57	38	31	389	11.4
10	FOSTER, Jarrey	34	32	1005	29.6	130	244	.533	32	72	.444	44	76	.579	80	96	176	5.2	81	2	73	43	28	21	336	9.9
13	FROLLING, Harry	10	0	146	14.6	18	37	.486	3	10	.300	4	10	.400	12	20	32	3.2	15	0	6	14	2	4	43	4.3
21	EMELOGLU, Ben	35	3	726	20.7	55	165	.333	26	89	.292	14	26	.538	23	71	94	2.7	66	1	64	38	3	26	150	4.3
02	WILSON, Tom	10	0	61	6.1	5	15	.333	5	14	.357	1	4	.250	1	9	10	1.0	3	0	5	6	0	1	16	1.6
05	McDOWELL, Dashawn	29	0	231	8.0	14	32	.438	2	4	.500	12	29	.414	14	16	30	1.0	25	0	14	16	2	6	42	1.4
20	PLYLE, James	12	0	17	1.4	3	6	.500	1	3	.333	0	0	.000	1	3	4	0.3	1	0	0	2	0	1	7	0.6
15	KONTPOULOS, Leo	19	0	34	1.8	3	10	.300	0	1	.000	2	4	.500	1	3	4	0.2	6	0	1	3	0	0	8	0.4
22	WILFONG, Jonathan	22	1	72	3.3	4	13	.308	0	5	.000	0	0	.000	0	9	9	0.4	8	0	3	5	0	1	8	0.4
Total		35		7000		914	1936	.472	286	705	.406	485	697	.696	416	918	1334	38.1	505	6	567	377	117	200	2599	74.3
Opponents		35		7000		745	1928	.386	282	878	.321	328	474	.682	330	701	1031	29.5	635	-	417	408	106	171	2100	60.0

returning players in *italics*

2017-18 ROSTER

No.	Name	Pos.	Class	Ht.	Wt.	Hometown/High School (Last)
0	Jahmal McMurray	G	Jr.	6-0	175	Topeka, Kan./Highland Park (USF)
1	Shake Milton	G	Jr.	6-6	205	Owasso, Okla./Owasso
3	William Douglas	G	Fr.	6-5	180	Memphis, Tenn./Christian Brothers
5	Ethan Chargois	F	Fr.	6-9	235	Tulsa, Okla./Union
10	Jarrey Foster	G	Jr.	6-6	220	Houston, Texas/North Shore
12	James Pyle	G	So.	6-3	175	Overland Park, Kansas/St. Thomas Aquinas
15	Isiah Mike	F	So.	6-8	200	Scarborough, Ontario/Trinity (Nevada) International (Duquesne)
20	Elijah Landrum	G	Fr.	6-0	180	Tulsa, Okla./Central
21	Ben Emelogle II	G	Sr.	6-5	215	Grand Prairie, Texas/South Grand Prairie (Virginia Tech)
22	Luke Wilfong	G	Fr.	6-1	170	Memphis, Tenn./Memphis University School
23	Akoy Agau	F	Gr.	6-8	235	South Sudan/Omaha (Neb.) Central (Georgetown)
24	Everett Ray	F	Fr.	6-7	220	Addison, Texas/Trinity Christian Academy
31	Jimmy Whitt	G	So.	6-3	175	Columbia, Mo./Hickman (Arkansas)

Head Coach: Tim Jankovich (Kansas State '82)**Associate Head Coach:** K.T. Turner (Oklahoma City '03)**Assistant Coach:** Shawn Forrest (Arkansas-Pine Bluff '98)**Assistant Coach:** Jay Duncan (Willanova '12)**Director of Operations:** Sean Stout (North Carolina '10)

JARREY FOSTER

2016-17 BY THE NUMBERS

Category	Actual	National Rank
Adjusted Offensive Efficiency	119.8	10
Adjusted Defensive Efficiency	95.0	26
Adjusted Margin	+24.74	11
Scoring Offense	74.3	149
Scoring Defense	60.0	3
Scoring Margin	14.3	7
Field-Goal Percentage	47.2	41
Field-Goal Percentage Defense	38.6	7
Three-Point Field Goals Per Game	8.2	103
Three-Point Field-Goal Percentage	40.6	5
Three Pt FG Defense	32.1	44
Free-Throw Percentage	69.6	196
Rebound Margin	8.7	5
Assists Per Game	16.2	26
Assist Turnover Ratio	1.5	9
Blocked Shots Per Game	3.3	170
Steals Per Game	5.7	214
Turnovers Per Game	10.8	21
Turnover Margin	0.9	120
Personal Fouls Per Game	14.4	2
Total Blocks	117	143
Total Assists	567	24
Total Rebounds	1334	33
Free Throw Attempts	697	140
Free Throws Made	485	150
3-pt Field Goal Attempts	705	161
Total 3-point FGM	286	72
Total Steals	200	166
Fewest Turnovers	377	48
Fewest Fouls	505	11
Offensive Rebounds Per Game	11.89	70
Defensive Rebounds Per Game	26.23	89
Total Rebounds Per Game	38.11	56
Turnovers Forced	11.66	285

Category	Player	Actual	Nat'l Rank
Points Per Game	Semi Ojeleye	19.0	63
Field-Goal Percentage	Semi Ojeleye	48.7	132
Three-Point Field Goals Per Game	Shake Milton	2.34	141
	Semi Ojeleye	2.09	250
Free-Throw Percentage	Semi Ojeleye	78.5	215
Rebounds Per Game	Ben Moore	7.8	125
	Semi Ojeleye	6.8	203
Assists Per Game	Shake Milton	4.5	84
Blocked Shots Per Game	Ben Moore	1.09	212
Steals Per Game	Sterling Brown	1.43	188
Total Points	Semi Ojeleye	665	30
Total Rebounds	Ben Moore	272	85
	Semi Ojeleye	240	151
	Sterling Brown	227	189
Assist Turnover Ratio	Shake Milton	2.56	38
Double Doubles	Ben Moore	8	113
	Sterling Brown	6	153
	Semi Ojeleye	6	153
Total Assists	Shake Milton	159	62
Total Blocks	Ben Moore	38	170
Total Field Goals Made	Semi Ojeleye	210	72
Total Minutes	Shake Milton	1239	22
	Semi Ojeleye	1195	57
	Sterling Brown	1143	128
	Ben Moore	1131	151
Minutes Per Game	Shake Milton	35.4	63
	Semi Ojeleye	34.1	148
3-pt Field Goal Attempts	Shake Milton	194	171
Total 3-point FGM	Shake Milton	82	88
	Semi Ojeleye	73	168
Total Steals	Sterling Brown	50	137
	Shake Milton	44	229
Total Field Goal Attempts	Semi Ojeleye	431	125
Free Throws Made	Semi Ojeleye	172	23
Free Throw Attempts	Semi Ojeleye	219	32
Offensive Rebounds Per Game	Ben Moore	2.6	117
	Jarrey Foster	2.35	183
	Semi Ojeleye	2.29	198
Defensive Rebounds Per Game	Ben Moore	5.17	167
	Sterling Brown	4.91	210

SMU^{11/23} (30-5, 17-1 American)
Home: 18-0 | Away: 8-3 | Neutral: 4-2

		Final	Att	High Scorer/Rebounder
NOVEMBER				
11	2K Classic Benefitting Wounded Warrior Project (Campus Sites)			
	Gardner-Webb (ESPN3)	W, 72-44	6,852	Ojeleye 26/Ojeleye 14
13	Eastern Michigan (ESPN3)	W, 91-64	6,852	Ojeleye, Foster 18/Ojeleye 8
	2K Classic Benefitting Wounded Warrior Project (Madison Square Garden)			
17	vs. #-/rv Pittsburgh (ESPN2)	W, 76-67	8,126	Ojeleye 24/Emelogu 7
18	vs. #rv/- Michigan (ESPN2)	L, 76-54	8,088	Ojeleye 13/Ojeleye 9
22	UC Santa Barbara (ESPN3)	W, 84-57	6,852	Ojeleye 22/Moore, Brown 7
25	at USC (P12)	L, 78-73	3,713	Moore 14/Ojeleye 10
30	at Boise State (MWN)	L, 71-62	4,812	Moore 19/Moore 14
DECEMBER				
2	CSU Bakersfield (ESPN3)	W, 49-43	6,852	Milton 13/Moore 12
4	Delaware State (ESPN3)	W, 74-60	6,852	Moore 16/Brown 13
7	#rv/rv TCU (ESPNNews)	W, 74-59	6,967	Ojeleye 23/Ojeleye 7
14	McNeese State (ESPN3)	W, 92-56	6,898	Milton 17/Brown 10
19	Stanford (ESPN2)	W, 72-49	6,923	Brown 16/Moore 9
20	Albany (ESPN3)	W, 71-53	6,505	Ojeleye 28/Foster 9
27	at Memphis* (ESPNW)	W, 58-54	10,305	Ojeleye 17/Ojeleye 11
31	at ECU* (ASN/ESPN3)	W, 75-44	3,698	Moore 18/Brown, Moore 11
JANUARY				
4	Temple* (CBSSN)	W, 79-65	6,782	Ojeleye 19/Ojeleye 9
7	USF* (ESPNNews)	W, 84-65	6,769	Ojeleye 21/Foster 12
12	at 22/22 Cincinnati* (ESPN)	L, 66-64	11,344	Brown 20/Brown, Moore 11
15	at Tulane* (CBSSN)	W, 80-64	1,323	Ojeleye 21/Milton 9
19	UConn* (ESPN2)	W, 69-49	6,978	Milton 23/Moore 13
21	Houston* (ESPNW)	W, 85-64	7,002	Milton 27/Brown 8
25	at UCF* (ESPNNews)	W, 65-60	4,620	Milton 19/Brown, Moore 7
FEBRUARY				
1	ECU* (ESPNNews)	W, 86-46	6,723	Milton, Ojeleye 19/Moore 11
4	at Tulsa* (ESPNNews)	W, 76-53	5,606	Brown 27/Moore 10
9	at Temple* (ESPN2)	W, 66-50	4,603	Ojeleye 30/Moore 12
12	#11/11 Cincinnati* (ESPN)	W, 60-51	7,518	Ojeleye 18/Brown 10
15	Tulane* (ASN/ESPN3)	W, 80-75	6,850	Foster 19/Moore 13
18	at Houston* (ESPN2)	W, 76-66	8,479	Ojeleye 22/Moore 13
25	at UConn* ¹⁴ (CBS)	W, 69-61	13,553	Milton 20/Moore 9
MARCH				
2	Tulsa* (CBSSN)	W, 93-70	7,181	Ojeleye 26/Moore 7
4	Memphis* (ESPN2)	W, 103-62	7,242	Brown 26/Brown 10
	Frontier Communications American Men's Basketball Championship (XL Center, Hartford, Conn.)			
10	vs. (9) ECU (ESPN2)	W, 81-77	1,844	Ojeleye 36/Ojeleye 12
11	vs. (4) UCF (ESPN2)	W, 70-59	8,117	Brown 22/Foster 8
12	vs. (2) #15/18 Cincinnati (ESPN)	W, 71-56	6,856	Brown 18/Moore, Ojeleye 9
	NCAA Men's Basketball Championship (BOK Center, Tulsa, Okla.)			
17	vs. (11) USC (TruTV)	L, 66-65	13,571	Ojeleye 24/Ojeleye 10

* American Athletic Conference game
¹⁴ Game played at XL Center in Hartford, Conn.
All times Eastern



BEN EMELOGU II

HEAD COACH TIM JANKOVICH

@CoachJankSMU

Named Head Coach at SMU - July 8, 2016

Coaching File - SMU, associate head coach, 2012-16; Illinois State, head coach, 2007-12; Kansas, assistant coach, 2003-07; Illinois, assistant coach, 2002-03; Vanderbilt, assistant coach, 1999-02; Hutchinson CC, head coach, 1997-98; North Texas, head coach, 1993-97; Oklahoma State, assistant coach, 1992-93; Baylor, assistant coach, 1991-92; Colorado State, associate head coach, 1987-91; Texas, assistant coach, 1986-87; Kansas State, assistant coach, 1984-86; UT-Pan American, graduate assistant, 1983-84.

Highlights - Led SMU to 30-win season in first year to go along with American Athletic Conference regular season and tournament championships in his first full season at the helm of the Mustangs ... Guided Illinois State to four NIT appearances ... Advanced to the MVC tournament title game three times.

Collegiate File - Played for three seasons at Kansas State after transferring from Washington State ... Helped lead the Wildcats to the NCAA Tournament in each of his three years, including the 1981 Elite Eight and 1982 Sweet Sixteen ... Three-time Academic All-America ... Graduated cum laude from Kansas State in 1982 with a degree in business finance ... Owns Master's degree in radio/television from Kansas State (1985).

Personal - Born June 4, 1959 ... He and his wife, Cindy, have a son, Michael.




JANKOVICH'S RECORD

Career Record (10-plus years)	196-126 (.609)
SMU (one-plus season)39-5 (.886)
Illinois State (five years)	104-64 (.619)
North Texas (four years)53-57 (.619)

NCAA Record (one appearance)	0-1 (.000)
NIT Record (four appearances)	2-4 (.333)

Year-By-Year

		Overall	Conference	Conf. Tourn.	Postseason
1993-94	North Texas	14-15	9-9/14 th	2-1	
1994-95	North Texas	14-13	9-9/5 th	0-1	
1995-96	North Texas	15-13	12-6/2 nd	1-1	
1996-97	North Texas	10-16	5-11/5 th		
2007-08	Illinois State	25-10	13-5/2 nd	2-1	1-1 (NIT)
2008-09	Illinois State	24-10	11-7/3 rd	2-1	0-1 (NIT)
2009-10	Illinois State	22-11	11-7/3 rd	1-1	0-1 (NIT)
2010-11	Illinois State	12-19	4-14/4 th	0-1	
2011-12	Illinois State	21-14	9-9/13 th	2-1	1-1 (NIT)
2015-16	SMU	9-0			
2016-17	SMU	30-5	17-1/1 st	3-0	0-1 (NCAA)
Overall		196-126 (.609)	100-78 (.562)	13-8 (.619)	2-5 (.286)




TEMPLE OWLS



Dr. Patrick Kraft
Director of Athletics



Fran Dunphy
Head Coach





OBI ENECHIONYA

2017-18 SCHEDULE

NOVEMBER

	<u>Gildan Charleston Classic (Charleston, S.C.)</u>	
16	vs. Old Dominion (ESPN3)	2 p.m.
17	vs. Auburn/Indiana State (ESPN2/ESPN3)	11 a.m./1:30 p.m.
19	vs. TBD	TBD
26	at La Salle (NBCSN)	5 p.m.
	<u>Under Armour Reunion (Madison Square Garden, New York, N.Y.)</u>	
30	vs. South Carolina (TBA)	9 p.m.

DECEMBER

	<u>BBGT Classic (Capital One Center, Washington, D.C.)</u>	
3	vs. George Washington (TBA)	TBA
6	Wisconsin (ESPN3)	7 p.m.
9	Saint Joseph's (CBSSN)	2:30 p.m.
13	Villanova (ESPN2)	7 p.m.
16	Drexel (ESPN3)	5 p.m.
22	at Georgia (TBA)	TBA
28	Tulane* (ESPN2)	7 p.m.
30	at Houston* (ESPN3)	TBA

JANUARY

4	Cincinnati* (ESPN2)	7/9 p.m.
7	at UCF* (CBSSN)	12 p.m.
10	at SMU* (CBSSN)	9 p.m.
13	Memphis* (CBSSN)	2 p.m.
17	Tulsa* (ESPN3)	6 p.m.
20	at Penn (TBA)	TBA
24	at Cincinnati* (CBSSN)	9 p.m.
28	UConn* (ESPN2)	8 p.m.

FEBRUARY

1	Wichita State* (ESPN2)	7 p.m.
4	at Tulane* (ESPN3)	3 p.m.
7	ECU* (ESPN3)	7 p.m.
10	at USF* (ESPN3)	12 p.m.
15	at Wichita State* (ESPN/ESPN2)	7 p.m.
18	Houston* (CBSSN)	4 p.m.
25	UCF* (ESPN/ESPN3)	2/4 p.m.
28	at UConn* (CBSSN)	7 p.m.

MARCH

4	at Tulsa* (ESPN3)	3 p.m.
---	-------------------	--------

* American Athletic Conference game
All times Eastern

TEMPLE UNIVERSITY

Location:	Philadelphia, Pa.
Enrollment:	41,000
Founded:	1884
Nickname:	Owls
Colors:	Cherry and White
Website:	OwlSports.com
Arena:	Liacouras Center (10,200)
President:	Richard Englert
Director of Athletics:	Dr. Patrick Kraft
Head Coach:	Fran Dunphy (La Salle '70)

MEDIA RELATIONS

Senior Associate AD/Communications:	Larry Dougherty
Office Phone:	(215) 204-2588
Mobile:	(215) 651-1822
E-mail:	larrydoc@temple.edu
Press Row Phone:	(215) 204-7445

OWLS TEAM FACTS

2016-17 Record/Finish:	16-16/7-11 American (8 th)
All-Time Record:	1,886-1,052 (.642)
NCAA Appearances:	32
Last NCAA Appearance:	2016
Lettermen Returning/Lost:	10/3
Starters Returning/Lost:	4/1

THE MORE YOU KNOW: @TUMBBHoops

- Temple's 1,886 program wins rank fifth in NCAA history, trailing only Kentucky (2,231), Kansas (2,214), North Carolina (2,195) and Duke (2,112).
- Sophomore Quinton Rose was among the final cuts from the USA Basketball U19 national team. Rose accepted an invitation to attend and participated in the 2017 USA Basketball Men's U19 World Cup Team Training Camp over the summer.
- Temple returns more than 70 percent of its minutes and points from last season. Among the returners are Josh Brown, who only appeared in five games last season as he recuperated from an Achilles injury. In 2015-16, Brown was second in The American with 161 assists, good for 4.9 per game.
- Obi Enechionya was the Most Outstanding Player of the NIT Season Tip-Off last year as the Owls knocked off Florida State and West Virginia on consecutive days in November.
- Head Coach Fran Dunphy does not just teach on the court. In the fall semester, Dunphy also teaches in Temple's Fox School of Business, teaming up with Dr. Lynne Anderson in a course entitled, "Management, Theory & Practice: From the Locker Room to the Board Room."

2016-17 STATISTICS

##	Player	GP	GS	Min	Avg	TOTAL			3-PTS			FT	FTA	Pct	REBOUNDS				PF	FO	A	TO	Blk	Stl	Pts	Avg
						FG	FGA	Pct	3FG	FGA	Pct				Off	Def	Tot	Avg								
03	ALSTON, JR., Shizz	32	32	1164	36.4	156	382	.408	67	194	.345	66	76	.868	20	96	116	3.6	80	1	131	48	12	53	445	13.9
00	ENECHIONYIA, Obi	32	32	1048	32.8	156	384	.406	75	195	.385	32	47	.681	41	143	184	5.8	93	3	31	42	49	22	419	13.1
04	DINGLE, Daniel	32	32	1139	35.6	129	321	.402	57	148	.385	88	123	.715	37	106	143	4.5	70	2	111	81	20	31	403	12.6
13	ROSE, Quinton	32	6	793	24.8	115	265	.434	21	71	.296	71	103	.689	27	103	130	4.1	67	0	61	61	14	49	322	10.1
01	BROWN, Josh	5	2	102	20.4	13	25	.520	2	6	.333	8	11	.727	3	9	12	2.4	10	1	9	3	3	7	36	7.2
02	MOORE II, Alani	32	23	824	25.8	65	157	.414	46	111	.414	32	39	.821	27	49	76	2.4	42	0	56	32	2	25	208	6.5
10	WILLIAMS, Mark	32	4	509	15.9	75	190	.395	15	66	.227	29	40	.725	20	70	90	2.8	82	2	40	34	8	6	194	6.1
24	AFLAKPUI, Ernest	32	21	527	16.5	57	99	.576	0	0	.000	22	43	.512	65	94	159	5.0	85	1	13	37	6	7	136	4.3
23	MOORE, Damion	20	7	228	11.4	31	67	.463	0	0	.000	11	13	.846	18	40	58	2.9	28	0	2	11	12	4	73	3.7
22	ROBBINS, Mike	17	1	118	6.9	10	17	.588	4	10	.400	5	9	.556	3	10	13	0.8	20	0	9	3	2	3	29	1.7
15	LEWIS, Isaiah	4	0	7	1.8	1	4	.250	0	1	.000	0	0	.000	0	0	0	0.0	1	0	0	1	0	0	2	0.5
25	LEONARD, Steve	4	0	8	2.0	0	2	.000	0	2	.000	2	2	1.000	1	2	3	0.8	1	0	0	1	0	0	2	0.5
32	NUNEZ DE CARVALH	4	0	9	2.3	0	3	.000	0	3	.000	0	0	.000	1	2	3	0.8	2	0	1	1	0	1	0	0.0
Team															57	53	110					10				
Total		32		6476		808	1916	.422	287	807	.356	366	506	.723	320	777	1097	34.3	581	10	464	365	128	208	2269	70.9
Opponents		32		6474		807	1875	.430	226	658	.343	437	601	.727	369	843	1212	37.9	488	8	437	403	126	172	2277	71.2

returning players in Italics

2017-18 ROSTER

No.	Name	Pos.	Class	Ht.	Wt.	Hometown/High School (Last)
0	Obi Enechionya	F	Sr.	6-10	220	Springfield, Va./St. James (Md.) School
1	Josh Brown	G	r-Sr.	6-3	195	Newark, N.J./St. Anthony's
2	Alani Moore II	G	So.	5-10	170	Washington, D.C./Friendship Collegiate Academy
3	Shizz Alston, Jr.	G	Jr.	6-4	180	Philadelphia, Pa./The Haverford School
4	J.P. Moorman II	F	Fr.	6-7	205	Greensboro, N.C./Greensboro Day School
11	Trey Lowe	G	r-So.	6-7	165	Ewing, N.J./Ewing
13	Quinton Rose	G	So.	6-8	185	Rochester, N.Y./Bishop Kearney
15	Nate Pierre-Louis	G	Fr.	6-4	185	Plainfield, N.J./Roselle Catholic
21	Justyn Hamilton	F	Fr.	6-10	190	Charlotte, N.C./Independence
22	DeVondre Perry	F	Fr.	6-6	220	Baltimore, Md./Polytechnic Institute
23	Damion Moore	C	So.	6-11	225	Jackson, Miss./Callaway
24	Ernest Aflakpui	C	Jr.	6-10	240	Accra, Ghana/Archbishop Carroll (Pa.)
25	Steve Leonard	F	r-Sr.	6-6	180	Collegeville, Pa./Perkiomen Valley
32	Ayan Nunez de Carvalho	G	r-So.	6-5	200	Parana, Argentina/Escuela Normal Superior

Head Coach: Fran Dunphy (La Salle '70)

Assistant Coach: Chris Clark (Temple '08)

Assistant Coach: Aaron McKie (Temple '94)

Assistant Coach: Shawn Trice (Penn '95)

Director of Operations: Raheem Mapp (Temple '09)



QUINTON ROSE

2016-17 BY THE NUMBERS

Category	Actual	National Rank	
Adjusted Offensive Efficiency	108.3	105	
Adjusted Defensive Efficiency	104.4	168	
Adjusted Margin	+3.94	118	
Scoring Offense	70.9	231	
Scoring Defense	71.2	144	
Scoring Margin	-0.3	206	
Field-Goal Percentage	42.2	286	
Field-Goal Percentage Defense	43.0	133	
Three-Point Field Goals Per Game	9.0	48	
Three-Point Field-Goal Percentage	35.6	145	
Three Pt FG Defense	34.3	150	
Free-Throw Percentage	72.3	105	
Rebound Margin	-3.6	295	
Assists Per Game	14.5	104	
Assist Turnover Ratio	1.27	46	
Blocked Shots Per Game	4.0	83	
Steals Per Game	6.5	147	
Turnovers Per Game	11.4	43	
Turnover Margin	1.2	100	
Personal Fouls Per Game	18.2	113	
Total Blocks	128	101	
Total Assists	464	129	
Total Rebounds	1097	256	
Free Throw Attempts	506	326	
Free Throws Made	366	316	
3-pt Field Goal Attempts	807	51	
Total 3-point FGM	287	70	
Total Steals	208	152	
Fewest Turnovers	365	33	
Fewest Fouls	581	105	
Offensive Rebounds Per Game	10.0	212	
Defensive Rebounds Per Game	24.28	254	
Total Rebounds Per Game	34.28	261	
Turnovers Forced	12.59	221	
Category	Player	Actual	Nat'l Rank
Three-Point Field Goals Per Game	Obi Enechionya	2.34	140
	Shizz Alston, Jr.	2.09	243
	Shizz Alston, Jr.	4.1	139
	Daniel Dingle	3.5	243
Blocked Shots Per Game	Obi Enechionya	1.53	77
	Shizz Alston, Jr.	1.66	99
	Quinton Rose	1.53	145
Assist Turnover Ratio	Shizz Alston, Jr.	2.73	23
	Shizz Alston, Jr.	131	153
Total Assists	Shizz Alston, Jr.	131	153
Total Blocks	Obi Enechionya	49	85
Total Minutes	Shizz Alston, Jr.	1164	97
	Daniel Dingle	1139	134
Minutes Per Game	Shizz Alston, Jr.	36.4	25
	Daniel Dingle	35.6	50
3-pt Field Goal Attempts	Obi Enechionya	195	165
	Shizz Alston, Jr.	194	171
Total 3-point FGM	Obi Enechionya	75	144
Total Steals	Shizz Alston, Jr.	53	111
	Quinton Rose	49	147

TEMPLE (16-16, 7-11 American)

Home: 9-7 | Away: 4-8 | Neutral: 3-1

		Final	Att	High Scorer/Rebounder
NOVEMBER				
11	La Salle (ESPNws) Preseason NIT (Campus Sites)	W, 97-82 (ot)	7,768	Dingle 22/Enechionya 14
14	New Hampshire (ESPN3)	L, 57-52	4,893	Enechionya 20/Afiakpui 8
17	at Massachusetts (ASN) Preseason NIT (Campus Sites)	L, 70-67	3,732	Enechionya 26/Afiakpui 8
20	Manhattan (ESPN3) Preseason NIT (Barclays Center, Brooklyn, N.Y.)	W, 88-67	5,156	Dingle 22/Enechionya 7
24	vs. #25/rv Florida State (ESPNU)	W, 89-86		Rose 26/Enechionya 8
25	vs. #19/17 West Virginia (ESPN2)	W, 81-77	3,713	Enechionya 22/Enechionya 12
30	at Saint Joseph's (CBSSN)	W, 78-72	4,200	Enechionya 26/Rose 6
DECEMBER				
3	Penn (ASN/ESPN3)	W, 70-62	6,193	Alston, Jr. 14/Afiakpui 11
7	George Washington (CBSSN) Hoophall Miami Invitational (Miami, Fla.)	L, 66-63	5,016	Dingle 14/Enechionya 7
10	vs. DePaul (ESPNU)	W, 74-65		Alston, Jr., Enechionya 15/Alston, Jr., Enechionya 7
13	at #1/1 Villanova (FS1)	L, 78-57	6,500	Alston, Jr. 12/Afiakpui 6
17	NJIT (ESPN3)	W, 68-63	4,934	Enechionya 13/Afiakpui 9
22	Yale (ESPNU)	W, 83-77	4,775	Moore II 26/Enechionya 10
28	#23/23 Cincinnati* (ESPNU)	L, 56-50	5,478	Dingle 15/Afiakpui 11
31	at UCF* (ESPNU)	L, 77-53	3,906	Alston, Jr. 16/Rose 7
JANUARY				
4	at SMU* (CBSSN)	L, 79-65	6,782	Alston, Jr., Enechionya 16/Moore 7
7	ECU* (ASN/ESPN3)	W, 81-62	5,613	Dingle 19/Afiakpui 10
11	at UConn* (CBSSN)	L, 71-59	6,582	Alston, Jr. 13/Dingle 9
14	Tulsa* (ESPNws)	L, 70-68	6,175	Alston, Jr. 25/Dingle 8
18	at #20/20 Cincinnati* (CBSSN)	L, 81-74	10,718	Alston, Jr. 25/Rose 5
25	Memphis* (CBSSN)	W, 77-66	4,950	Alston, Jr. 22/Dingle 7
28	at Houston* (ESPNU)	L, 79-66	3,627	Enechionya 16/Enechionya 7
31	at Tulane* (ESPNws)	W, 79-71	1,609	Rose 18/Rose 9
FEBRUARY				
5	USF* (ASN/ESPN3)	W, 83-74	5,824	Dingle 22/Afiakpui 7
9	#25/rv SMU* (ESPN2)	L, 66-50	4,603	Alston, Jr. 13/Enechionya 11
12	at Memphis* (CBSSN)	W, 74-62	10,562	Rose 18/Moore 8
15	at ECU* (ESPNws)	L, 78-64	3,741	Williams 15/Rose 5
19	UConn* (ESPN)	L, 64-63	8,702	Dingle 17/Dingle 6
22	UCF* (ESPNU)	L, 71-69	5,073	Enechionya 17/Enechionya, Rose 5
25	Tulane* (ESPNU)	W, 86-76 (2ot)	7,727	Alston, Jr. 25/Alston, Jr., Dingle 8
MARCH				
5	at USF* (ESPNU) Frontier Communications American Men's Basketball Championship (XL Center, Hartford, Conn.)	W, 72-60	2,509	Dingle 17/Afiakpui, Enechionya 7
9	vs. (9) ECU (ESPNU)	L, 80-69	4,874	Enechionya 20/Rose 9

* American Athletic Conference game
All times Eastern



SHIZZ ALSTON, JR.

HEAD COACH FRAN DUNPHY

Hired at Temple • April 10, 2016

Coaching File • Penn, head coach, 1989-06, Penn, assistant coach, 1988-89; La Salle, assistant coach, 1985-88 and 1979-80; American, assistant coach, 1980-84; Malvern Prep, head coach, 1977-79; Army, assistant coach, 1971-75.

Highlights • Led Temple to its first American Athletic Conference regular-season title in 2016 ... Reached the NCAA Tournament in seven of his 11 seasons with the Owls ... Passed John Chaney (516 Big 5 wins) as the all-time winningest coach in Philadelphia Big 5 history ... Guided Temple to Atlantic-10 regular-season titles in 2010 and 2012 and tournament championships in 2008, 2009 and 2010 ... Led Penn to 10 Ivy League championships and 310 wins, ranking second in Ivy League history ... Enjoyed a 48-game Ivy League winning streak from 1992-96.

Collegiate File • Played for coach Tom Gola at La Salle ... Earned a bachelor's degree in marketing from La Salle in 1970 and added a master's degree in counseling and human relations from Villanova in 1979.

Personal • Born October 5, 1948 ... Native of Drexel Hill, Pa. ... Teaches in Temple's Fox School of Business, teaming up with Dr. Lynne Anderson in a course entitled, "Management, Theory & Practice: From the Locker Room to the Board Room" ... Dunphy and his wife, Ree, have a son, J.P.



DUNPHY'S RECORD

Career Record (28 years)	540-299 (.644)
Temple (11 years)	230-136 (.628)
Penn (17 years)	310-163 (.655)

NCAA Record (16 appearances)	3-16 (.158)
NIT Record (one appearance)	3-1 (.750)

YEAR-BY-YEAR

		Overall	Conference	Conf. Tourn.	Postseason
1989-90	Penn	12-14	7-7/3 rd		
1990-91	Penn	9-17	6-8/13 th		
1991-92	Penn	16-10	9-5/2 nd		
1992-93	Penn	22-5	14-0/1 st		0-1 (NCAA)
1993-94	Penn	25-3	14-0/1 st		1-1 (NCAA)
1994-95	Penn	22-6	14-0/1 st		0-1 (NCAA)
1995-96	Penn	17-10	12-3/1 st		
1996-97	Penn	12-14	8-6/4 th		
1997-98	Penn	17-12	10-4/2 nd		
1998-99	Penn	21-6	13-1/1 st		0-1 (NCAA)
1999-2000	Penn	21-8	14-0/1 st		0-1 (NCAA)
2000-01	Penn	12-17	9-5/12 th		
2001-02	Penn	25-7	12-3/1 st		0-1 (NCAA)
2002-03	Penn	22-6	14-0/1 st		0-1 (NCAA)
2003-04	Penn	17-10	10-4/2 nd		
2004-05	Penn	20-9	13-1/1 st		0-1 (NCAA)
2005-06	Penn	20-9	12-2/1 st		0-1 (NCAA)
2006-07	Temple	12-18	6-10/10 th	0-1	
2007-08	Temple	21-13	11-5/12 th	3-0	0-1 (NCAA)
2008-09	Temple	22-12	11-5/12 th	3-0	0-1 (NCAA)
2009-10	Temple	29-6	14-2/1 st	3-0	0-1 (NCAA)
2010-11	Temple	26-8	14-2/2 nd	1-1	1-1 (NCAA)
2011-12	Temple	24-8	13-3/1 st	0-1	0-1 (NCAA)
2012-13	Temple	24-10	11-5/13 th	0-1	1-1 (NCAA)
2013-14	Temple	9-22	4-14/9 th	0-1	
2014-15	Temple	26-11	13-5/13 th	1-1	3-1 (NIT)
2015-16	Temple	21-12	14-4/1 st	1-1	0-1 (NCAA)
2016-17	Temple	16-16	7-11/8 th	0-1	
Overall		540-299 (.644)	305-117 (.723)	12-8 (.600)	6-17 (.261)



TULANE GREEN WAVE



Troy Dannen
Director of Athletics



Mike Dunleavy, Sr.
Head Coach





CAMERON REYNOLDS

2017-18 SCHEDULE

NOVEMBER

10	LIU Brooklyn (ESPN3)	8 p.m.
13	Southeastern Louisiana	8 p.m.
	<u>Jamaica Classic (Montego Bay, Jamaica)</u>	
17	vs. Colorado State (CBSSN)	2 p.m.
19	vs. Fordham (CBSSN)	7:30 p.m.
22	Miami (Ohio) (ESPN3)	8 p.m.
26	at Georgia State	12 p.m.
29	Alcorn State	8 p.m.

DECEMBER

3	at North Carolina (ESPN2)	2 p.m.
6	Southern (ESPN3)	1 p.m.
10	vs. Florida State ^{AA} (ESPN3)	12 p.m.
18	Nicholls State (ESPN3)	8 p.m.
21	South Alabama	1 p.m.
28	at Temple* (ESPN2)	7 p.m.
31	Tulsa* (ESPN3)	3 p.m.

JANUARY

4	SMU* (ESPN3)	9 p.m.
9	at Memphis* (ESPN3)	7 p.m.
13	UConn* (ESPN3)	1 p.m.
17	Houston* (ESPN3)	8 p.m.
20	at SMU* (ESPN3)	6 p.m.
25	USF* (ESPN3)	9 p.m.
31	at ECU* (ESPN3)	6:30 p.m.

FEBRUARY

4	Temple* (ESPN3)	3 p.m.
8	at Tulsa* (ESPN3)	7 p.m.
11	at Houston* (ESPN3)	6 p.m.
14	ECU* (ESPN3)	8 p.m.
17	Memphis* (ESPN3)	3 p.m.
21	at Wichita State* (CBSSN)	7:30 p.m.
24	at USF* (ESPN3)	12 p.m.

MARCH

1	Cincinnati* (ESPN2)	9 p.m.
4	at UCF* (ESPN3)	4:30 p.m.

* American Athletic Conference game
^{AA} game played at Amalie Arena (Tampa, Fla.)
 All times Eastern

TULANE UNIVERSITY

Location:	New Orleans, La.
Enrollment:	13,449
Founded:	1834
Nickname:	Green Wave
Colors:	Olive Green and Sky Blue
Website:	TulaneGreenWave.com
Arena:	Avron B. Fogelman Arena in the Devlin Fieldhouse (4,000)
President:	Dr. Michael A. Fitts
Director of Athletics:	Troy Danner
Head Coach:	Mike Dunleavy, Sr. (South Carolina '76)

MEDIA RELATIONS

Associate Director, Strategic Communications:	Adam Miller
Office Phone:	(504) 314-7219
Mobile:	(504) 214-7249
E-mail:	amiller10@tulane.edu
Press Row Phone:	(504) 862-8122

GREEN WAVE TEAM FACTS

2016-17 Record/Finish:	6-25/3-15 American (10 th)
All-Time Record:	1,204-1,254 (.490)
NCAA Appearances:	3
Last NCAA Appearance:	1995
Lettermen Returning/Lost:	9/5
Starters Returning/Lost:	3/2

THE MORE YOU KNOW: @GreenWaveMBB

- Cameron Reynolds became the first Tulane player to earn an American Athletic Conference individual accolade when he was voted the conference's Most Improved Player last season.
- Reynolds vaulted his game from his sophomore to junior season, improving from 6.6 points per game and 3.4 rebounds per game in 2015-16 to 17.0 ppg and 6.8 rpg in 2016-17.
- Tulane went on a tour of Spain this summer, going 4-0 in games against teams in Madrid and Barcelona. The team was in Barcelona when the tragic terrorist attack on La Rambla occurred. Fortunately, all players, coaches and support staff were unharmed in the attack.
- The Tulane coaching staff added another Dunleavy this offseason as Kevin Dunleavy joined the staff as video coordinator. Dunleavy is the nephew of Tulane head coach Mike Dunleavy, Sr. In another family matter, Dunleavy, Sr.'s son Baker, was named Quinnipiac's head coach in the spring.
- Ray Ona Embo helped lead France to the bronze medal at the FIBA U20 European Championships. Ona Embo made at least one basket in each of the first six games of the tournament, which included six points and three rebounds in just nine minutes of action against Israel in the semifinals. Among Ona Embo's teammates was incoming USF forward Alexis Yetna.

2016-17 STATISTICS

##	Player	GP	GS	Min	Avg	TOTAL			3PTS			FT	FTA	Pct	REBOUNDS				PF	FO	A	TO	Blk	Stl	Pts	Avg
						FG	FGA	Pct	3FG	FGA	Pct				Off	Def	Tot	Avg								
05	REYNOLDS, Cameron	31	31	1090	35.2	184	434	.424	78	201	.388	82	103	.796	43	167	210	6.8	84	2	45	47	14	26	528	17.0
35	FRAZIER, Melvin	30	30	907	30.2	117	267	.438	28	106	.264	82	123	.667	39	99	138	4.6	80	3	46	72	14	56	344	11.5
13	MORGAN, Malik	31	31	993	32.0	103	263	.392	32	104	.308	75	100	.750	55	126	181	5.8	93	4	136	87	15	32	313	10.1
11	HARRIS, Kain	30	0	551	18.4	92	242	.380	42	122	.344	48	58	.814	13	37	50	1.7	53	2	10	40	4	9	274	9.1
15	SMITH, Ryan	31	31	749	24.2	99	202	.490	0	0	.000	47	67	.701	66	69	135	4.4	107	4	22	47	43	12	245	7.9
03	ONA EMBO, Ray	31	25	782	25.2	66	180	.367	13	52	.250	54	70	.771	14	58	72	2.3	67	1	69	43	4	22	199	6.4
14	SLATER, Colin	30	7	387	12.9	34	118	.288	19	75	.253	33	40	.825	11	18	29	1.0	40	0	25	28	1	9	120	4.0
23	PAUL, Blake	30	0	334	11.1	31	74	.419	0	0	.000	26	39	.667	20	47	67	2.2	44	0	13	18	12	8	88	2.9
10	JULIEN, Von	17	0	204	12.0	15	37	.405	9	21	.429	3	11	.273	4	13	17	1.0	18	0	22	9	0	6	42	2.5
12	REYES, Sammis	30	0	247	8.2	9	33	.273	0	0	.000	6	23	.261	16	30	46	1.5	55	0	8	15	12	11	24	0.8
22	JONES, Darien	10	0	16	1.6	1	3	.333	0	1	.000	0	0	.000	3	2	5	0.5	4	0	1	3	0	0	2	0.2
02	JOHNSON, Jackson	3	0	4	1.3	0	1	.000	0	0	.000	0	1	.000	0	2	2	0.7	1	0	0	0	0	0	0	0.0
30	WOODSIDE, Bernard	3	0	2	0.7	0	0	.000	0	0	.000	0	0	.000	1	0	1	0.3	0	0	0	0	0	0	0	0.0
04	CONROY, Riley	8	0	9	1.1	0	2	.000	0	1	.000	0	0	.000	0	1	0	0.1	0	0	1	1	0	1	0	0.0
Total		31		6275		751	1856	.405	221	683	.324	456	636	.717	349	715	1064	34.3	648	16	398	420	119	192	2179	70.3
Opponents		31		6275		843	1788	.471	235	616	.381	513	730	.703	344	842	1186	38.3	568	-	424	439	115	193	2434	78.5

returning players in *italics*

2017-18 ROSTER

No.	Name	Pos.	Class	Ht.	Wt.	Hometown/High School (Last)
0	Jordan Cornish	G	r-Jr.	6-6	220	New Orleans, La./Brother Martin (UNLV)
2	Jackson Johnson	G	Jr.	5-10	165	Ponte Verda Beach, Fla./Ponte Verda
3	Ray Ona Embo	G	So.	6-5	188	Lognes, France/Quality Education Academy (N.C.)
4	Riley Conroy	G	r-Jr.	5-11	182	New Orleans, La./Jesuit
5	Cameron Reynolds	G	r-Sr.	6-8	225	Pearland, Texas/Pearland
10	Caleb Daniels	G	Fr.	6-4	205	New Orleans, La./St. Augustine
11	Bul Ajang	F	Fr.	6-10	225	Jonglei, South Sudan/The Patrick (N.J.) School
12	Sammis Reyes	F	Jr.	6-7	230	Santiago, Chile/North Broward (Fla.) Prep (Palm Beach St.)
13	Buay Koka	C	Fr.	7-0	200	Nasir, South Sudan/The Patrick (N.J.) School
14	Colin Slater	G	So.	6-1	187	New Orleans, La./Immanuel (Calif.)
21	Samir Sehic	F	r-So.	6-9	240	Cypress, Texas/Cy Woods (Vanderbilt)
23	Blake Paul	F	Jr.	6-9	250	New Orleans, La./Landry-Walker
24	Shakwon Barrett	G	Fr.	6-5	180	Toronto, Ontario, Canada/Tech Academy
30	Bernard Woodside	G	Jr.	6-0	185	Tampa, Fla./Tampa Prep (ASA College)
32	Cameron Galic	G	Fr.	6-6	205	Bethesda, Md./Bethesda Chevy Chase
35	Melvin Frazier	G	Jr.	6-6	200	Avondale, La./L. W. Higgins

Head Coach: Mike Dunleavy, Sr. (South Carolina '76)**Associate Head Coach:** Doug Stewart (Brown '94)**Assistant Coach:** Anthony Wilkins (Kent State '13)**Assistant Coach:** Raman Sposato (Oregon '02)**Director of Operations:** Donald Reyes (LSU '09)

2016-17 BY THE NUMBERS

Category	Actual	National Rank
Adjusted Offensive Efficiency	102.6	208
Adjusted Defensive Efficiency	109.2	265
Adjusted Margin	-6.58	241
Scoring Offense	70.3	239
Scoring Defense	78.5	308
Scoring Margin	-8.2	321
Field-Goal Percentage	40.5	323
Field-Goal Percentage Defense	47.1	322
Three-Point Field Goals Per Game	7.1	197
Three-Point Field-Goal Percentage	32.4	292
Three Pt FG Defense	38.1	321
Free-Throw Percentage	71.7	121
Rebound Margin	-3.9	300
Assists Per Game	12.8	217
Assist Turnover Ratio	0.95	244
Blocked Shots Per Game	3.8	103
Steals Per Game	6.2	166
Turnovers Per Game	13.5	233
Turnover Margin	0.6	142
Personal Fouls Per Game	20.9	310
Total Blocks	119	129
Total Assists	398	248
Total Rebounds	1064	277
Free Throw Attempts	636	221
Free Throws Made	456	208
3-pt Field Goal Attempts	683	181
Total 3-point FGM	221	223
Total Steals	192	195
Fewest Turnovers	420	165
Fewest Fouls	648	243
Offensive Rebounds Per Game	11.26	113
Defensive Rebounds Per Game	23.06	313
Total Rebounds Per Game	34.32	257
Turnovers Forced	14.16	83

Category	Player	Actual	Nat'l Rank
Points Per Game	Cameron Reynolds	17.0	145
Three-Point Field Goals Per Game	Cameron Reynolds	2.52	93
Three-Point Field-Goal Percentage	Cameron Reynolds	38.8	53
Free-Throw Percentage	Cameron Reynolds	79.6	192
Rebounds Per Game	Cameron Reynolds	6.8	215
Assists Per Game	Malik Morgan	4.4	103
Blocked Shots Per Game	Ryan Smith	1.39	111
Steals Per Game	Melvin Frazier	1.87	49
Total Points	Cameron Reynolds	528	197
Assist Turnover Ratio	Malik Morgan	1.56	243
Total Assists	Malik Morgan	136	128
Total Blocks	Ryan Smith	43	117
Total Field Goals Made	Cameron Reynolds	184	188
Total Minutes	Cameron Reynolds	1090	246
Minutes Per Game	Cameron Reynolds	35.2	78
3-pt Field Goal Attempts	Cameron Reynolds	201	144
Total 3-point FGM	Cameron Reynolds	78	115
Total Steals	Melvin Frazier	56	82
Total Field Goal Attempts	Cameron Reynolds	434	118
Defensive Rebounds Per Game	Cameron Reynolds	5.39	139

TULANE (6-25, 3-15 American)

Home: 4-11 | Away: 2-10 | Neutral: 0-4

		Final	Att	High Scorer/Rebounder
NOVEMBER				
11	*6/6 North Carolina ¹⁶ (ESPNJ)	L, 95-75	6,043	Reynolds 21/Smith 8
14	Southeastern Louisiana (ESPN3)	W, 93-76	1,239	Harris 19/Smith 10
	<u>Tire Pros Invitational (Orlando, Fla.)</u>			
17	vs. *w/rv Oklahoma (ESPNJ)	L, 89-70		Reynolds 19/Reynolds, Smith 6
18	vs. Arizona State (ESPNJ)	L, 80-71		Frazier 22/Reynolds 9
20	vs. Missouri (ESPN3)	L, 67-62		Reynolds 18/Reynolds 6
26	at Georgia Tech (ACCN+/ESPN3)	L, 82-68	4,479	Reynolds 20/Smith 6
29	at New Orleans	L, 74-59	1,308	Harris 18/Reynolds 9
DECEMBER				
2	St. John's (ESPNNews)	L, 95-75	2,563	Smith 17/Frazier 6
7	Southern (ESPN3)	W, 84-75	1,107	Reynolds 24/Morgan 11
10	at Southern Miss	W, 71-64	3,609	Reynolds 23/Reynolds 11
19	McNeese State (ESPN3)	L, 70-63	1,029	Frazier 21/Reynolds 9
23	Texas State (ESPN3)	L, 69-66 (ot)	1,087	Reynolds 20/Morgan 10
28	UCF* (ASN/ESPN3)	L, 85-72	1,274	Harris 25/Morgan 7
JANUARY				
1	at Cincinnati* (CBSSN)	L, 92-56	10,328	Reynolds 17/Reyes 11
8	Memphis* (ESPN3)	L, 80-58	1,525	Frazier, Harris 15/Morgan, Reynolds 8
11	at USF* (ESPN3)	W, 82-67	2,608	Harris 27/Morgan, Reynolds 6
15	*w/rv SMU* (CBSSN)	L, 80-64	1,323	Harris 18/Smith 12
18	at Tulsa* (ESPNNews)	L, 89-82	3,870	Reynolds 20/Reynolds 12
21	*20/20 Cincinnati* (CBSSN)	L, 78-61	2,001	Reynolds 20/Reynolds 5
24	at Houston* (CBSSN)	L, 65-51	3,421	Morgan 13/Reynolds 10
28	at UConn* (ESPNJ)	L, 78-68	9,207	Frazier 14/Morgan 7
31	Temple* (ESPNNews)	L, 79-71	1,609	Reynolds 23/Reynolds 9
FEBRUARY				
4	at ECU* (ASN/ESPN3)	L, 74-65	4,177	Reynolds 16/Frazier, Reynolds Smith 6
8	Houston* (ESPNNews)	L, 91-62	1,165	Reynolds 13/Reynolds, Smith 6
15	at *19/23 SMU* (ASN/ESPN3)	L, 80-75	6,850	Reynolds 23/Reynolds 8
18	USF* (ESPNNews)	W, 94-71	1,038	Frazier 27/Reynolds, Smith 7
21	ECU* (ESPNJ)	L, 78-73	1,142	Reynolds 22/Morgan 12
25	at Temple* (ESPNJ)	L, 86-76 (2ot)	7,727	Reynolds 21/Morgan 13
MARCH				
2	at Memphis* (ESPNJ)	L, 92-70	9,223	Frazier 16/Morgan 9
5	Tulsa* (ESPNJ)	W, 81-69	1,466	Reynolds 31/Reynolds, Morgan 6
	<u>Frontier Communications American Men's Basketball Championship (XL Center, Hartford, Conn.)</u>			
9	vs. (7) Tulsa (ESPNNews)	L, 66-60	4,874	Reynolds 17/Reynolds 8

* American Athletic Conference game
¹⁶ game played at the Smoothie King Center
All times Eastern



HEAD COACH MIKE DUNLEAVY, SR.

@MikeDunleavySr

Hired at Tulane - March 28, 2016

Coaching File - Los Angeles Clippers, head coach, 2003-10; Portland TrailBlazers, head coach, 1997-01; Milwaukee Bucks, head coach, 1993-96; Los Angeles Lakers, head coach, 1990-92; Milwaukee Bucks, assistant coach, 1987-90

Highlights - Coached the Los Angeles Lakers to the 1991 Western Conference Championship and berth in the NBA Finals ... Named NBA Coach of the Year in 1999 while with the Portland TrailBlazers ... Coached five Naismith Memorial Basketball Hall of Fame players (Earvin "Magic" Johnson, James Worthy, Moses Malone, Scottie Pippen, Arvydas Sabonis) ... Coached in the NBA for 17 seasons, recording 613 wins.

Collegiate File - A four-year starter at South Carolina ... With 1,586 career points, ranks sixth in South Carolina history ... Led the Gamecocks to the 1973 Sweet 16 ... Drafted by the Philadelphia 76ers in the 1976 NBA Draft (99th overall) ... Played parts of 10 seasons in the NBA/ABA, including appearances in the 1977 and 1981 NBA Finals.

Personal - Born March 21, 1954 ... Dunleavy and his wife, Emily, have three sons: Mike Dunleavy, Jr., who plays for the Chicago Bulls, Baker Dunleavy, the associate coach at Villanova, and James Dunleavy, an NBA player agent.



DUNLEAVY, SR.'S RECORD

Career Record (one year) 6-25 (.194)

NCAA Record (no appearances)N/A

NIT Record (no appearances)N/A

YEAR-BY-YEAR

		Overall	Conference	Conf. Tourn.	Postseason
2016-17	Tulane	6-25	3-15/10 th	0-1	
Overall		6-25 (.194)	3-15 (.167)	0-1 (.000)	0-0 (-)



TULSA GOLDEN HURRICANE



Dr. Derrick Gragg
Director of Athletics



Frank Haith
Head Coach





JUNIOR ETOU

UNIVERSITY OF TULSA

Location:.....Tulsa, Okla.
Enrollment:.....4,682
Founded:.....1894
Nickname:.....Golden Hurricane
Colors:.....Old Gold, Royal Blue and Crimson
Website:.....TulsaHurricane.com
Arena:.....Donald W. Reynolds Center (8,355)
President:.....Dr. Gerard Clancy
Director of Athletics:.....Dr. Derrick Gragg
Head Coach:.....Frank Haith (Elon, '88)

MEDIA RELATIONS

Assistant Director of Media Relations:.....Jordan Korphage
Office Phone:.....(918) 631-2492
Mobile:.....(918) 402-7929
E-mail:.....jsk2620@utulsa.edu
Press Row Phone:.....(918) 631-5400

GOLDEN HURRICANE TEAM FACTS

2016-17 Record/Finish:.....15-17/8-10 American (7th)
All-Time Record:.....1,418-1,133 (.556)
NCAA Appearances:.....16
Last NCAA Appearance:.....2016
Lettermen Returning/Lost:.....9/5
Starters Returning/Lost:.....4/1

2017-18 SCHEDULE

NOVEMBER

10 Lamar.....1 p.m.
13 Oral Roberts.....8 p.m.
Puerto Rico Tip-Off (Myrtle Beach, S.C.)
16 vs. Western Michigan (ESPN3).....8 p.m.
17 vs. Appalachian State/Iowa State (ESPN3).....5/7 p.m.
19 vs. TBD.....TBD
25 Central Arkansas.....TBA
28 UTSA (ESPN3).....8 p.m.

DECEMBER

2 at Illinois State.....4 p.m.
Wichita Wildcat Classic (INTRUST Bank Arena; Wichita, Kan.)
9 vs. Kansas State (ESPN3).....8 p.m.
14 Prairie View A&M (ESPN3).....8 p.m.
16 Manhattan (ESPN3).....7 p.m.
19 at Oklahoma State (FSOK).....9 p.m.
28 ECU* (ESPN3).....5 p.m.
31 at Tulane* (ESPN3).....3 p.m.

JANUARY

3 UConn* (ESPN3).....7 p.m.
6 at Memphis* (ESPN3).....4 p.m.
11 at Houston* (ESPN3).....7 p.m.
13 Wichita State* (ESPN3).....7:30 p.m.
17 at Temple* (ESPN3).....6 p.m.
20 Memphis* (ESPN3).....8 p.m.
28 at Wichita State* (CBSSN).....6 p.m.

FEBRUARY

1 SMU* (CBSSN).....8 p.m.
4 at USF* (ESPN3).....1 p.m.
8 Tulane* (ESPN3).....7 p.m.
15 at UConn* (ESPN3).....7 p.m.
18 USF* (ESPN3).....3 p.m.
21 UCF* (ESPN3).....9 p.m.
25 at Cincinnati* (CBSSN).....12 p.m.

MARCH

1 at ECU* (ESPN3).....7 p.m.
4 Temple* (ESPN3).....3 p.m.

* American Athletic Conference game
XL - game played at XL Center; Hartford, Conn.
All times Eastern

THE MORE YOU KNOW: @TUMBasketball

- A year after breaking in nine newcomers, Tulsa now returns one of the most experienced rosters in The American. The Golden Hurricane bring back 75.8 percent of its minutes and 78.1 percent of its points from the 2016-17 season, including five of last season's top six scorers and rebounders.
- Tulsa's 34 conference wins since joining The American in 2014 are the third-most of any program in the league, trailing only Cincinnati and SMU.
- Last year's 15-17 record was the just the second time in Head Coach Frank Haith's career he finished a season under .500. In 2007-08, Haith's Miami team followed up a 12-20 season the year prior with an 11-game turnaround, finishing 23-11 and reaching the NCAA Tournament.
- Before he matriculated to Tulsa, Jaleel Wheeler spent about a year-and-a-half during high school working as a trash collector in his hometown of Newark to help support his family.
- Last season, Tulsa's depth was a decided strength. The Golden Hurricane bench outscored its opposition by nearly 10 points per game, 22.7 ppg to 12.9 ppg.

2016-17 STATISTICS

##	Player	GP	GS	Min	Avg	TOTAL			3-PTS			FT	FTA	Pct	REBOUNDS				PF	FO	A	TO	Blk	Stl	Pts	Avg
						FG	FGA	Pct	3FG	FGA	Pct				Off	Def	Tot	Avg								
00	ETOU, Junior	32	32	935	29.2	123	251	.490	44	103	.427	112	146	.767	54	161	215	6.7	77	2	40	81	3	15	402	12.6
13	WHEELER, Jaleel	30	29	876	29.2	91	204	.446	18	61	.295	79	109	.725	10	118	128	4.3	55	0	60	68	9	16	279	9.3
04	TAPLIN, Sterling	32	30	935	29.2	92	233	.395	29	72	.403	82	97	.845	13	88	101	3.2	90	4	122	84	2	35	295	9.2
11	BIRT, Pat	32	25	960	30.0	87	281	.310	52	167	.311	55	74	.743	14	70	84	2.6	71	0	50	44	6	36	281	8.8
32	HENDERSON, Corey	32	4	718	22.4	89	243	.366	51	151	.338	48	58	.828	4	30	34	1.1	41	0	38	41	2	17	277	8.7
01	IGBANU, Martins	32	17	491	15.3	66	118	.559	5	9	.556	63	107	.589	58	69	127	4.0	64	3	8	44	11	5	200	6.3
14	EDOGI, TK	32	2	368	11.5	49	80	.613	0	1	.000	37	52	.712	51	66	117	3.7	50	0	8	22	13	8	135	4.2
12	MAGNAY, Will	32	13	449	14.0	48	83	.578	0	1	.000	28	49	.571	33	62	95	3.0	62	1	8	33	29	2	124	3.9
05	KORITA, Lawson	28	5	356	12.7	25	91	.275	16	61	.262	13	15	.867	5	38	43	1.5	23	0	19	17	0	4	79	2.8
35	ARTISON, Geno	17	0	110	6.5	10	34	.294	9	28	.321	0	2	.000	2	16	18	1.1	13	0	5	6	3	3	29	1.7
03	ATSON, Travis	22	3	133	6.0	13	33	.394	6	19	.316	3	5	.600	5	16	21	1.0	17	0	5	9	2	2	35	1.6
15	BATTLE, Joseph	14	0	52	3.7	5	15	.333	1	3	.333	2	2	1.000	3	6	9	0.6	8	0	0	3	0	0	13	0.9
02	HAITH, Corey	15	0	41	2.7	3	7	.429	3	7	.429	0	0	.000	0	4	4	0.3	8	0	3	4	0	2	9	0.6
34	FOREE, Alex	1	0	1	1.0	0	0	.000	0	0	.000	0	0	.000	0	0	0	0.0	0	0	0	0	0	0	0	0.0
Total		32		6425		701	1673	.419	234	683	.343	522	716	.729	311	802	1113	34.8	579	10	366	473	80	145	2158	67.4
Opponents		32		6426		786	1810	.434	254	707	.359	423	600	.705	316	745	1061	33.2	649	-	389	401	134	226	2249	70.3

returning players in *italics*

2017-18 ROSTER

No.	Name	Pos.	Class	Ht.	Wt.	Hometown/High School (Last)
0	Junior Eto	F	r-Sr.	6-8	235	Republic of Congo/Bishop O'Connell (Va.) (Rutgers)
00	Jeriah Horne	F	So.	6-7	219	Overland Park, Kan./The Barstow (Mo.) School (Nebraska)
1	Martins Igbanu	F	So.	6-8	244	Lagos, Nigeria/Covenant Christian (Ga.) Ministries Academy
2	DaQuan Jeffries	G/F	Jr.	6-5	225	Edmond, Okla./Santa Fe (Western Texas CC)
3	Elijah Joiner	G	Fr.	6-3	205	Chicago, Ill./Curie
4	Sterling Taplin	G	Jr.	6-1	200	East Amherst, N.Y./St. Thomas Moore (Conn.) School
5	Lawson Korita	G	So.	6-5	207	Little Rock, Ark./Pulaski Academy
10	Curran Scott	G	r-So.	6-4	210	Edmond, Okla./Memorial (Charlotte)
11	Darien Jackson	G	Fr.	6-2	188	Overland Park, Kan./Blue Valley Northwest
12	Will Magnay	F/C	So.	6-10	234	Brisbane, Queensland, Australia/Australian Institute of Sport
13	Jaleel Wheeler	G	Sr.	6-4	195	Newark, N.J./St. George's (R.I.) School (Kilgore (Texas) College)
32	Corey Henderson Jr.	G	Fr.	6-4	180	Dallas, Texas/Episcopal School (Blinn (Texas) College)
34	Alex Foree	F	Jr.	6-5	212	Fort Smith, Ark./Southside
35	Geno Artison	F	Jr.	6-9	205	Seattle, Wash./Franklin (College of Southern Idaho)

Head Coach: Frank Haith (Eton '88)**Assistant Coach:** Danny Henderson (Austin College '84)**Assistant Coach:** Kenton Paulino (Texas '08)**Assistant Coach:** Shea Seals (Tulsa '97)**Director of Operations:** Dave Reiter (Kansas State '01)

STERLING TAPLIN

2016-17 BY THE NUMBERS

Category	Actual	National Rank
Adjusted Offensive Efficiency	104.3	173
Adjusted Defensive Efficiency	102.9	134
Adjusted Margin	+1.44	144
Scoring Offense	67.4	293
Scoring Defense	70.3	121
Scoring Margin	-2.8	249
Field-Goal Percentage	41.9	296
Field-Goal Percentage Defense	43.4	164
Three-Point Field Goals Per Game	7.3	179
Three-Point Field-Goal Percentage	34.3	210
Three Pt FG Defense	35.9	237
Free-Throw Percentage	72.9	93
Rebound Margin	1.6	128
Assists Per Game	11.4	295
Assist Turnover Ratio	0.77	322
Blocked Shots Per Game	2.5	281
Steals Per Game	4.5	327
Turnovers Per Game	14.8	314
Turnover Margin	-2.3	314
Personal Fouls Per Game (351 ranked)	18.1	111
Total Blocks	80	261
Total Assists	366	293
Total Rebounds	1113	236
Free Throw Attempts	716	120
Free Throws Made	522	88
3-pt Field Goal Attempts	683	181
Total 3-point FGM	234	184
Total Steals	145	325
Fewest Turnovers	473	292
Fewest Fouls	579	101
Offensive Rebounds Per Game	9.72	232
Defensive Rebounds Per Game	25.06	190
Total Rebounds Per Game	34.78	231
Turnovers Forced	12.53	225

Category	Player	Actual	Nat'l Rank
Free-Throw Percentage	Sterling Taplin	84.5	73
Rebounds Per Game	Junior Eto	6.7	226
Assists Per Game	Sterling Taplin	3.8	183
Total Rebounds	Junior Eto	215	244
Total Assists	Sterling Taplin	122	189
Free Throws Made	Junior Eto	112	239
Defensive Rebounds Per Game	Junior Eto	5.03	188

TULSA (15-17, 8-10 American)

Home: 10-5 | Away: 3-9 | Neutral: 2-3

		Final	Att	High Scorer/Rebounder
NOVEMBER				
11	Jacksonville State (ESPN3)	L, 84-73	3,604	Etou 20/Etou 10
16	at #rv/rv Wichita State (ESPN3)	L, 80-53	10,506	Birt 17/Etou 9
19	New Orleans (ESPN3)	W, 77-68	3,271	Edogi, Wheeler 15/Edogi 10
22	Oregon State (ESPNNews)	W, 75-64	3,372	Etou 17/Etou 7
28	at Oral Roberts	W, 79-65	4,230	Wheeler 15/Etou 10
DECEMBER				
3	at Little Rock	L, 72-62	3,769	Wheeler 17/Etou 9
7	Illinois State (ESPN3)	W, 70-69	3,478	Etou, Taplin 15/Magnay 13
10	*-/rv Oklahoma State (CBSSN)	L, 71-67	7,333	Taplin 16/Taplin 6
17	Texas State (ESPN3)	W, 74-59	3,990	Taplin 13/Wheeler 6
	<u>Hawaiian Airlines Diamond Head Classic (Honolulu, Hawai'i)</u>			
22	vs. Stephen F. Austin (ESPNU)	W, 74-51		Birt 20/Birt 5
23	vs. San Diego State (ESPN2)	L, 82-63		Etou 18/Korita 8
25	vs. Illinois State (ESPN2)	L, 69-56		Etou 22/Etou 8
31	UCOm* (CBSSN)	W, 61-59 (ot)	4,525	Birt, Taplin 13/Igbanu 7
JANUARY				
4	at Houston* (ESPNU)	L, 64-61	3,415	Henderson 16/Magnay 9
11	Memphis* (ESPNNews)	W, 81-71	4,017	Etou 23/Etou 13
14	at Temple* (ESPNNews)	W, 70-68	6,175	Etou 15/Etou 9
18	Tulane* (ESPNNews)	W, 89-82	3,870	Taplin 24/Etou 9
21	at USF* (ESPNNews)	W, 79-67	2,614	Henderson 22/Magnay 8
25	at ECU* (ESPN3)	L, 69-66	3,536	Etou 31/Etou 12
28	UCF* (ESPNNews)	W, 77-66	4,261	Birt 19/Edogi 7
FEBRUARY				
1	#14/14 Cincinnati* (CBSSN)	L, 57-55	5,002	Wheeler 13/Edogi 13
4	#rv/rv SMU* (ESPNNews)	L, 76-53	5,606	Etou 18/Etou 5
7	at Memphis* (ESPNU)	L, 66-44	8,518	Etou 9/Etou 9
11	Houston* (ESPNNews)	L, 73-64	4,229	Henderson 19/Etou 9
14	at UCF* (ESPNNews)	L, 71-53	3,528	Igbanu 15/Etou 7
18	at #18/17 Cincinnati* (ESPNU)	L, 80-60	13,386	Etou 22/Etou 8
23	USF* (ESPNNews)	W, 82-68	3,849	Birt 16/Edogi 9
26	ECU* (ESPNU)	W, 74-66	4,449	Etou 23/Igbanu 8
MARCH				
2	at #14/13 SMU* (CBSSN)	L, 93-70	7,181	Henderson 17/Etou, Wheeler 7
5	at Tulane* (ESPNU)	L, 81-69	1,466	Igbanu 19/Igbanu 10
	<u>Frontier Communications American Men's Basketball Championship (XL Center, Hartford, Conn.)</u>			
9	vs. (10) Tulane (ESPNNews)	W, 66-60	4,874	Birt 15/Wheeler 8
10.	vs. (2) #15/18 Cincinnati (ESPNU)	L, 80-61	7,365	Henderson 15/Etou 6

* American Athletic Conference game
All times Eastern



JALEEL WHEELER

HEAD COACH FRANK HAITH

@FrankHaithTulsa

Hired at Tulsa - April 18, 2014

Coaching File - Missouri, head coach, 2011-14; Miami (Fla.), head coach, 2004-11; Texas, associate head coach, 2003-04, assistant coach, 2001-03; Wake Forest, assistant coach, 1997-2001, graduate assistant, 1989-90; Texas A&M, associate head coach, 1986-97, assistant coach, 1992-95; Penn State, assistant coach, 1995-96; UNC Wilmington, assistant coach, 1990-92; Elon, assistant coach, 1986-89.

Highlights - Has guided three different programs to the NCAA Tournament - Miami, Missouri and Tulsa ... Named AP National Coach of the Year in 2012 after leading Missouri to a 30-5 season ... Guided Missouri to two NCAA appearances and one NIT appearance ... Went 129-101 and reached the postseason five times as head coach at Miami ... Led Miami to the NCAA Second Round in 2008 and made four NIT appearances with the Hurricanes ... As an assistant, helped Texas reach the 2003 Final Four and make two other Sweet 16 appearances.

Collegiate File - A 1988 graduate of Elon ... Paid his own way through college and served as a student assistant with the basketball team.

Personal - Born in Queens, New York, and grew up in Burlington, North Carolina ... Haith and his wife, Pam, have a son, Corey - a former member of Tulsa's basketball team - and a daughter, Brianna.



HAITH'S RECORD

Career Record (13 years).....	245-169* (.592)
Tulsa Record (three years).....	58-40 (.592)
Missouri Record (three years).....	76-28 (.731)
Miami (Fla.) Record (seven years).....	129-101 (.561)
NCAA Record (four appearances).....	1-4 (.200)
NIT Record (six appearances).....	6-6 (.500)

YEAR-BY-YEAR

		Overall	Conference	Conf. Tourn.	Postseason
2004-05	Miami (Fla.)	16-13	7-9/t6 th	0-1	0-1 (NIT)
2005-06	Miami (Fla.)	18-16	7-9/t7 th	1-1	2-1 (NIT)
2006-07	Miami (Fla.)	12-20	4-12/12 th	1-1	
2007-08	Miami (Fla.)	23-11	8-8/t5 th	1-1	1-1 (NCAA)
2008-09	Miami (Fla.)	19-13	7-9/t7 th	0-1	1-1 (NIT)
2009-10	Miami (Fla.)	20-13	4-12/12 th	2-1	
2010-11	Miami (Fla.)	21-15	6-10/9 th	1-1	1-1 (NIT)
2011-12	Missouri	30-5	14-4/5 th	3-0	0-1 (NCAA)
2012-13	Missouri	23-11	11-7/t5 th	1-1	0-1 (NCAA)
2013-14	Missouri	23-12	9-9/t6 th	1-1	1-1 (NIT)
2014-15	Tulsa	23-11	14-4/2 nd	1-1	1-1 (NIT)
2015-16	Tulsa	20-12	12-6/t3 rd	0-1	0-1 (NCAA)
2016-17	Tulsa	15-17	8-10/7 th	1-1	
		263-169 (.609)	111-109 (.505)	14-12 (.538)	7-10 (.412)

* - Reflects 18 wins vacated by Missouri from the 2013-14 season



WICHITA STATE SHOCKERS



Darron Boatright
Director of Athletics



Gregg Marshall
Head Coach





LANDRY SHAMET

WICHITA STATE UNIVERSITY

Location:.....Wichita, Kan.
Enrollment:.....14,474
Founded:.....1895 (as Fairmount College)
Nickname:.....Shockers
Colors:.....Yellow and Black
Website:.....GoShockers.com
Arena:.....Charles Koch Arena (10,506)
President:.....Dr. John Bardo
Director of Athletics:.....Darron Boatright
Head Coach:.....Gregg Marshall (Randolph Macon '85)

MEDIA RELATIONS

Assistant Director of Media Relations:.....Bryan Holmgren
Office Phone:.....(316) 978-5535
Mobile:.....(316) 841-6206
E-mail:.....bholmgren@goshockers.com
Press Row Phone:.....(316) 978-3390

SHOCKERS TEAM FACTS

2016-17 Record/Finish:.....31-5/17-1 Missouri Valley (1st)
All-Time Record:.....1,540-1,180 (.566)
NCAA Appearances:.....14
Last NCAA Appearance:.....2017
Lettermen Returning/Lost:.....12/4
Starters Returning/Lost:.....5/0

2017-18 SCHEDULE

NOVEMBER

10	UMKC (COX).....	8 p.m.
13	College of Charleston (CBSSN).....	9 p.m.
	<u>Maui Jim Maui Invitational (Maui, Hawai'i)</u>	
20	vs. California (ESPN2).....	5 p.m.
21	vs. Marquette/VCU (ESPN/ESPN2).....	1:30/4 p.m.
22	vs. TBD (ESPN2/ESPNU).....	TBD
28	Savannah State (COX).....	8 p.m.

DECEMBER

2	at Baylor (ESPNU).....	2 p.m.
5	South Dakota State (COX).....	8 p.m.
9	at Oklahoma State (ESPN2).....	4 p.m.
16	Oklahoma TM (ESPN2).....	4 p.m.
19	Arkansas State (COX).....	8 p.m.
22	Florida Gulf Coast (CBSSN).....	7 p.m.
30	at UConn ^{**} (CBS).....	12 p.m.

JANUARY

4	Houston* (ESPN/ESPN2).....	7/9 p.m.
7	USF* (CBSSN).....	4 p.m.
11	at ECU* (ESPN/ESPN2).....	9 p.m.
13	at Tulsa* (ESPNU).....	7:30 p.m.
17	SMU* (ESPNU).....	7 p.m.
20	at Houston* (ESPNU).....	12 p.m.
25	UCF* (ESPN2).....	9 p.m.
28	Tulsa* (CBSSN).....	6 p.m.

FEBRUARY

1	at Temple* (ESPN/ESPN2).....	7 p.m.
6	at Memphis* (CBSSN).....	9 p.m.
10	UConn* (ESPN/ESPN2).....	TBA
15	Temple* (ESPN/ESPN2).....	7 p.m.
18	at Cincinnati* (ESPN).....	4 p.m.
21	Tulane* (CBSSN).....	7:30 p.m.
24	at SMU* (ESPN/ESPN2).....	2 p.m.

MARCH

1	at UCF* (ESPN).....	7 p.m.
4	Cincinnati* (CBS).....	12 p.m.

* American Athletic Conference game
TBA - game played at INTRUST Bank Arena; Wichita, Kan.
XL - game played at XL Center; Hartford, Conn.
All times Eastern

THE MORE YOU KNOW: @GoShockersMBB

- Wichita State enters its first year in the American Athletic Conference. The Shockers accepted an invitation to the conference on April 7, 2017, formally joining The American on July 1.
- Wichita State returns more than 87 percent of its minutes and 91 percent of its scoring from last year's team, which pushed Kentucky in the second round of the NCAA Tournament.
- The Shockers are one of just five programs to have won a game in each of the last five NCAA Tournaments, joining North Carolina, Kansas, Oregon and Gonzaga.
- Going back to its Final Four season in 2012-13, Wichita State's 152 wins and .840 winning percentage are second in the nation only to Gonzaga. The Shockers' four 30-win seasons in that stretch is matched just five other times in NCAA history.
- Landry Shamet was just the fourth freshman in the history of the Missouri Valley Conference to be named first team all-conference. Shamet joined Cleo Littleton (1st Team, 1952), Antoine Carr (2nd Team, 1980) and Cliff Livingston (2nd Team, 1980) as Shockers to earn an All-MVC nod as a freshman.

2016-17 STATISTICS

##	Player	GP	GS	Min	Avg	TOTAL			3-PTS			FT	FTA	Pct	REBOUNDS				PF	FO	A	TO	Blk	Stl	Pts	Avg
						FG	FGA	Pct	3FG	FGA	Pct				Off	Def	Tot	Avg								
32	McDUFFIE, Markis	36	27	918	25.5	132	288	.458	33	93	.355	118	144	.819	62	142	204	5.7	72	0	61	50	11	42	415	11.5
11	SHAMET, Landry	36	36	960	26.7	135	286	.472	72	164	.439	69	86	.802	22	80	102	2.8	77	0	117	39	7	26	411	11.4
21	WILLIS Jr., Darral	36	14	592	16.4	127	236	.538	0	1	.000	99	134	.739	64	120	184	5.1	87	0	23	54	29	15	353	9.8
24	MORRIS, Shaquille	34	23	611	18.0	125	239	.523	4	14	.286	71	90	.789	41	131	172	5.1	80	1	36	40	35	12	325	9.6
33	FRANKAMP, Conner	36	25	861	23.9	111	249	.446	73	166	.440	26	34	.765	6	50	56	1.6	28	0	96	24	8	27	321	8.9
01	BROWN, Zach	36	30	755	21.0	82	202	.406	38	110	.345	65	94	.691	40	74	115	3.2	73	0	56	38	7	24	267	7.4
00	KELLY, Rashard	36	8	606	16.8	74	150	.493	10	23	.435	41	71	.577	64	110	174	4.8	62	0	43	37	9	19	199	5.5
20	NURGER, Rauno	36	5	508	14.1	64	122	.525	13	28	.464	39	54	.722	21	77	98	2.7	64	1	23	29	15	3	180	5.0
02	SMITH, Daishon	36	12	536	14.9	50	122	.410	28	73	.384	43	58	.741	11	68	79	2.2	51	0	68	39	2	35	171	4.8
12	REAVES, Austin	33	0	391	11.8	39	87	.448	28	55	.509	28	37	.757	10	49	59	1.8	26	0	37	18	10	12	134	4.1
03	KEYSER, C.J.	25	0	120	4.8	17	40	.425	3	11	.273	10	14	.714	7	10	17	0.7	22	0	8	15	2	2	47	1.9
25	HAMILTON, Eric	26	0	123	4.7	13	44	.295	2	12	.167	6	17	.353	6	28	34	1.3	16	0	1	8	5	3	34	1.3
04	BARNEY, Brett	17	0	39	2.3	10	18	.556	0	0	.000	0	2	.000	4	2	6	0.4	5	0	0	0	0	3	20	1.2
14	SIMON, John Robert	21	0	92	4.4	7	13	.538	5	10	.500	5	8	.625	2	7	9	0.4	7	0	10	4	0	7	24	1.1
10	MALONE, Kaelen	16	0	33	2.1	3	9	.333	0	3	.000	1	2	.500	2	3	5	0.3	3	0	3	2	0	0	7	0.4
05	BUSH, Zach	21	0	55	2.6	3	11	.273	1	6	.167	1	3	.333	1	7	8	0.4	3	0	4	2	0	5	8	0.4
Team															70	82	152				7					
Total		36		7200		992	2116	.469	310	769	.403	622	848	.733	434	1040	1474	40.9	676	2	586	406	140	235	2916	81.0
Opponents		36		7200		754	2000	.377	241	775	.311	497	718	.692	332	820	1152	32.0	752	25	373	488	122	189	2246	62.4

returning players in italics

2017-18 ROSTER

No.	Name	Pos.	Class	Ht.	Wt.	Hometown/High School (Last)
0	Rashard Kelly	F	Sr.	6-7	227	Fredericksburg, Va./Hargrave Military Academy
1	Zach Brown	F	Sr.	6-6	213	Houston, Texas/Sunrise Christian Academy
3	C.J. Keyser	G	So.	6-3	185	Baltimore, Md./Brewster Academy
4	Samajae Haynes-Jones	G	Jr.	6-0	177	Wichita, Kan./East (Hutchinson CC)
5	Rod Brown	F	Fr.	6-6	190	Cordova, Tenn./Cordova
10	Kaelen Malone	G	Jr.	6-0	168	McKinney, Texas/Westwind Prep (Az.) Academy [McLennon College (Texas)]
11	Landry Shamet	G	r-So.	6-4	180	Kansas City, Mo./Park Hill
12	Austin Reaves	G	So.	6-5	174	Newark, Ark./Cedar Ridge
14	Jacob Herrs	G	Fr.	6-3	164	Wichita, Kan./Andover
20	Rauno Nurger	C	Sr.	6-10	232	Keila, Estonia/Sunrise Christian (Kan.) Academy
21	Darral Willis Jr.	F	Sr.	6-9	225	Madison, Wis./Memorial [Pearl River (Miss.) CC]
22	Asbjorn Midtgaard	C	Fr.	7-0	270	Helsingor, Denmark/Espergarte Gymnasium
23	Brycen Bush	G	Fr.	6-0	152	Wichita, Kan./Goddard Eisenhower
24	Shaquille Morris	C	r-Sr.	6-8	279	Edmond, Okla./Memorial
25	Brett Barney	C	r-So.	6-9	210	Wichita, Kan./Maize South [(Sunrise Christian Academy (Kan.))]
32	Markis McDuffie	F	Jr.	6-8	203	Paterson, N.J./St. Anthony
33	Conner Frankamp	G	r-Sr.	6-1	171	Wichita, Kan./North (Kansas)

Head Coach: Gregg Marshall (Randolph Macon '85)
Assistant Coach: Isaac Brown (Louisiana Monroe '95)
Assistant Coach: Kyle Lindsted (Central Christian '03)
Assistant Coach: Donnie Jones (Pikeville '88)
Director of Operations: Dominic Okon (Loyola Chicago '98)



SHAQUILLE MORRIS

2016-17 BY THE NUMBERS

Category	Actual	National Rank
Adjusted Offensive Efficiency	118.7	13
Adjusted Defensive Efficiency	92.6	13
Adjusted Margin	+26.14	8
Scoring Offense	81.0	26
Scoring Defense	62.4	14
Scoring Margin	18.6	2
Field-Goal Percentage	46.9	51
Field-Goal Percentage Defense	37.7	4
Three-Point Field Goals Per Game	8.6	72
Three-Point Field-Goal Percentage	40.3	8
Three Pt FG Defense	31.1	19
Free-Throw Percentage	73.3	76
Rebound Margin	9.0	2
Assists Per Game	16.3	22
Assist Turnover Ratio	1.44	14
Blocked Shots Per Game	3.9	98
Steals Per Game	6.5	145
Turnovers Per Game	11.3	37
Turnover Margin	2.3	41
Personal Fouls Per Game	18.8	163
Total Blocks	140	72
Total Assists	586	14
Total Rebounds	1475	5
Free Throw Attempts	848	19
Free Throws Made	622	13
3-pt Field Goal Attempts	769	86
Total 3-point FGM	310	39
Total Steals	235	75
Fewest Turnovers	406	120
Fewest Fouls	676	293
Offensive Rebounds Per Game	12.06	59
Defensive Rebounds Per Game	28.92	8
Total Rebounds Per Game	40.97	4
Turnovers Forced	13.56	131

Category	Player	Actual	Nat'l Rank
Free-Throw Percentage	Markis McDuffie	81.9	137
Blocked Shots Per Game	Shaq Morris	1.03	232
Assist Turnover Ratio	Landry Shamet	3.0	14
Total Assists	Landry Shamet	117	214
Total Blocks	Shaq Morris	35	209
Total 3-point FGM	Conner Frankamp	72	168
	Landry Shamet	72	182
Free Throws Made	Markis McDuffie	118	189

WICHITA STATE

WICHITA STATE^{19/21} (31-5, 17-1 Missouri Valley)

Home: 10-5 | Away: 3-9 | Neutral: 2-3

		Final	Att	High Scorer/Rebounder
NOVEMBER				
11	South Carolina State	W, 85-39	10,506	Nurjer 14/Kelly 9
13	Long Beach State	W, 92-55	10,506	Frankamp 15/Smith 6
16	Tulsa	W, 80-53	10,506	McDuffie 18/Kelly, McDuffie, Willis 7
20	Maryland-Eastern Shore	W, 116-79	10,506	Shamet, Smith 16/Kelly, Willis 4
<u>Battle 4 Atlantis (Paradise Island, Bahamas)</u>				
23	vs. LSU	W, 82-47	1,206	McDuffie 15/Morris 6
24	vs. Louisville	L, 62-52	1,604	McDuffie, Morris 10/Nurjer 5
25	vs. Michigan State	L, 77-72	1,569	Willis 16/Willis 6
29	Southern Nazarene	W, 87-57	10,436	Morris 15/Willis 9
DECEMBER				
3	at Colorado State	W, 82-67	6,918	Brown 16/Morris 6
6	Saint Louis	W, 75-45	10,157	Kelly 15/Kelly 8
10	at Oklahoma	W, 76-73	11,157	Brown 17/McDuffie 8
17	Oklahoma State th	L, 93-76	15,004	Willis 24/Willis 13
22	South Dakota State	W, 89-67	10,506	Shamet 21/Willis 9
28	at Indiana State*	W, 80-72	4,550	Willis 25/Willis 10
JANUARY				
1	Bradley*	W, 100-66	10,506	Shamet, Willis 15/Kelly 6
4	Drake*	W, 90-65	10,383	Morris, Smith 13/McDuffie 11
8	at UNI*	W, 80-66	5,547	Shamet 17/McDuffie 5
11	Loyola*	W, 87-75	10,506	McDuffie 26/Nurjer 6
14	at Illinois State*	L, 76-62	9,078	Shamet, Willis 14/Willis 9
17	at Evansville*	W, 82-65	4,019	Morris 17, Morris 10
21	Indiana State*	W, 84-58	10,506	Morris 24/Morris 8
24	Southern Illinois*	W, 87-45	10,506	McDuffie 20/McDuffie 9
29	at Bradley*	W, 64-49	6,001	Shamet 19/McDuffie 14
FEBRUARY				
1	at Drake*	W, 77-69	3,024	Shamet 17/McDuffie 14
4	Illinois State*	W, 86-45	10,506	Frankamp 18/Morris 11
9	Missouri State*	W, 80-62	10,506	Morris 13/Morris, Kelly, Willis 4
12	at Loyola Chicago*	W, 81-64	4,156	Frankamp, Shamet 16/Morris 9
15	at Southern Illinois*	W, 87-69	4,447	Frankamp 14/Kelly, McDuffie 9
18	Northern Iowa*	W, 73-44	10,506	Shamet, Willis 14/Willis 11
21	Evansville*	W, 109-83	10,506	Morris 18/Kelly 6
25	at Missouri State*	W, 86-67	6,823	Shamet 23/Shamet 8
MARCH				
<u>Missouri Valley Conference Men's Basketball Championship (Scott Trade Center, St. Louis, Mo.)</u>				
3	vs. Bradley	W, 82-56	9,124	Willis 17/McDuffie 10
4	vs. Missouri State	W, 78-63	12,124	Morris 21/Morris, McDuffie, Willis 7
5	vs. Illinois State	W, 71-51	11,744	Frankamp 19/Morris 10
<u>NCAA Men's Basketball Championship (Bankers Life Fieldhouse, Indianapolis, Ind.)</u>				
17	vs. (7) Dayton	W, 64-58	18,269	Shamet 13/Kelly 11
19	vs. (2) Kentucky	L, 65-62	18,293	Shamet 20/Morris, Brown 8

* Missouri Valley Conference game
th game played at INTRUST Bank Arena
All times Eastern



MARKIS MCDUFFIE

HEAD COACH GREGG MARSHALL

Hired at Tulsa - April 14, 2007

Coaching File - Wichita State, head coach, 2007-present; Winthrop, head coach, 1998-2007; Marshall, assistant coach, 1996-98; College of Charleston, assistant coach, 1988-96; Belmont Abbey College, assistant coach, 1987-88; Randolph Macon, assistant coach, 1985-87.

Highlights - Coached Wichita State to 2013 Final Four ... Followed up 2013 Final Four with unbeaten regular season and MVC Tournament in 2013-14, a run of 35 straight games ... Selected the 2014 National Coach of the Year ... Has led the Shockers to six straight NCAA Tournament appearances ... 2011 NIT Champions ... Guided Winthrop to seven NCAA Tournament appearances in nine years as head coach ... Left Winthrop as the program's winningest coach ... Four-time Big South Coach of the Year.

Collegiate File - A 1985 graduate of Randolph-Macon and earned a Master's Degree in Sport Management from the University of Richmond in 1987.

Personal - Born in Greenwood, South Carolina, and grew up in Roanoke, Virginia ... He is married to the former Lynn Munday of Bellingham, Wash., and they the parents of a son, Kellen, and a daughter, Maggie.



MARSHALL'S RECORD

Career Record (19 years)	455-173 (.725)
Wichita State Record (10 years)	261-90 (.744)
Winthrop Record (nine years)	194-83 (.700)

NCAA Record (13 appearances)	11-13 (.458)
NIT Record (two appearances)	5-1 (.833)
CBI Record (one appearance)	1-1 (.500)

YEAR-BY-YEAR

		Overall	Conference	Conf. Tourn.	Postseason
1998-99	Winthrop	21-8	9-1/ ^{1st}	2-0	0-1 (NCAA)
1999-00	Winthrop	21-9	11-3/ ^{2nd}	2-0	0-1 (NCAA)
2000-01	Winthrop	18-13	11-3/ ^{2nd}	2-0	0-1 (NCAA)
2001-02	Winthrop	19-12	10-4/ ^{1st}	3-0	0-1 (NCAA)
2002-03	Winthrop	20-10	11-3/ ^{1st}	1-1	
2003-04	Winthrop	16-12	10-6/ ^{3rd}	0-1	
2004-05	Winthrop	27-6	15-1/ ^{1st}	3-0	0-1 (NCAA)
2005-06	Winthrop	23-8	13-3/ ^{1st}	3-0	0-1 (NCAA)
2006-07	Winthrop	29-5	14-0/ ^{1st}	3-0	1-1 (NCAA)
2007-08	Wichita State	11-20	4-14/ ^{8th}	0-1	
2008-09	Wichita State	17-17	8-10/ ^{15th}	1-1	1-1 (CBI)
2009-10	Wichita State	25-10	12-6/ ^{2nd}	2-1	0-1 (NIT)
2010-11	Wichita State	29-8	14-4/ ^{2nd}	1-1	5-0 (NIT Champions)
2011-12	Wichita State	27-6	16-2/ ^{1st}	1-1	0-1 (NCAA)
2012-13	Wichita State	30-9	12-6/ ^{2nd}	2-1	4-1 (NCAA Final Four)
2013-14	Wichita State	35-1	18-0/ ^{1st}	3-0	1-1 (NCAA)
2014-15	Wichita State	30-5	17-1/ ^{1st}	1-1	2-1 (NCAA Sweet 16)
2015-16	Wichita State	26-9	16-2/ ^{1st}	1-1	2-1 (NCAA Rd. of 32)
2016-17	Wichita State	31-5	17-1/ ^{1st}	3-0	1-1 (NCAA)
		455-173 (.725)	238-70 (.773)	34-10 (.773)	17-15 (.531)



2016-17 IN REVIEW

STANDINGS

SCHOOL	AMERICAN							OVERALL							STREAK	NOTABLE
	W-L	PCT	PF	PA	H	A		W-L	PCT	PF	PA	H	A	N		
SMU ¹²³	17-1	.944	76.0	59.2	9-0	8-1		30-5	.857	74.3	60.0	18-0	8-3	4-2	Lost 1	17-1 conference mark set American record
Cincinnati ^{18/22}	16-2	.889	69.7	57.2	9-0	7-2		30-6	.833	74.3	61.3	18-0	9-3	3-3	Lost 1	Troy Caupain's 515 career assists are program record
Houston	12-6	.667	69.6	64.4	6-3	6-3		21-11	.656	73.7	64.9	12-5	6-6	3-0	Lost 2	Danyean Dotson hit at least one three-pointer in program-record 32 straight games
UCF	11-7	.611	65.4	62.8	7-2	4-5		24-11	.686	67.5	61.0	15-3	7-6	2-2	Won 3	24 wins were second-most in Division I era
Memphis	9-9	.500	68.4	68.7	6-3	3-6		19-13	.594	74.0	70.7	14-4	4-7	1-2	Lost 2	Dedric Lawson's career 36 double-doubles most in American history
UConn	9-9	.500	65.7	64.5	6-3	3-6		16-17	.485	67.3	66.3	10-7	4-8	2-2	Lost 1	UConn is 17-5 in tournament elimination games under Kevin Ollie
Tulsa	8-10	.444	67.1	70.9	6-3	2-7		15-17	.469	67.4	70.3	10-5	3-9	2-3	Lost 1	Breaking in American-high 10 newcomers in 2016-17
Temple	7-11	.389	68.5	70.3	4-5	3-6		16-16	.500	70.9	71.2	9-7	4-8	3-1	Lost 1	Fran Dunphy's 540 career wins ranks 23rd among active coaches
ECU	6-12	.333	59.5	66.6	5-4	1-8		15-18	.455	63.3	65.1	12-5	1-11	2-2	Lost 1	Jeremy Sheppard led American freshmen with 3.5 assists per game
Tulane	3-15	.167	70.1	79.6	2-7	1-8		6-25	.194	70.3	78.5	4-11	2-10	0-4	Lost 1	Cameron Reynolds scored 20 or more points 12 times this season
USF	1-17	.056	61.7	77.5	1-8	0-9		7-23	.233	64.8	74.5	6-11	1-12	0-0	Lost 6	One of four teams in the country last season without a senior

[*] Regular season champion [*] Tournament champion
Standings sorted by conference tiebreaking procedures

CHAMPIONSHIP RESULTS

Sunday, March 12

Game 10: (1) #12/15 SMU 71, (2) #15/18 Cincinnati 56

Saturday, March 11

Game 8: (1) #12/15 SMU 70, (4) UCF 59

Game 9: (2) #15/18 Cincinnati 81, (6) UConn 71

Friday, March 10

Game 4: (1) #12/15 SMU 81, (9) ECU 77

Game 5: (4) UCF 84, (5) Memphis 54

Game 6: (2) 18/15 Cincinnati 80, (7) Tulsa 61

Game 7: (6) UConn 74, (3) Houston 65

Thursday, March 9

Game 1: (9) ECU 80, (8) Temple 69

Game 2: (7) Tulsa 66, (10) Tulane 60

Game 3: (6) UConn 77, (11) USF 66

POSTSEASON RESULTS

NCAA TOURNAMENT

Sunday, March 19

(3) UCLA 79, (6) Cincinnati 67

Friday, March 17

(11) USC 66, (6) SMU 65

(6) Cincinnati 75, (11) Kansas State 61

NATIONAL INVITATION TOURNAMENT (NIT)

Tuesday, March 28

(4) TCU 68, (4) UCF 53

Wednesday, March 23

(4) UCF 68, (2) Illinois 58

Monday, March 20

(4) UCF 63, (11) Illinois State 62

Wednesday, March 15

(4) UCF 79, (5) Colorado 74

(7) Akron 78, (2) Houston 75



Cincinnati, and SMU earned bids to the 2017 NCAA Tournament, while UCF and Houston both reached the NIT.

Player Of The Year



Semi Ojeleye
Forward • SMU

Defensive Player Of The Year



Tacko Fall
Center • UCF

Coach Of The Year



Tim Jankovich
SMU

Rookie Of The Year



K.J. Lawson
Guard • Memphis

Scholar-Athlete Of The Year



Semi Ojeleye
Forward • SMU

Sixth Man Of The Year



Jarron Cumberland
Guard • Cincinnati
Ben Emelogu II
Guard • SMU

Most Improved Player



Cameron Reynolds
Guard • Tulane

Sportsmanship Award



Troy Caupain
Guard • Cincinnati

ALL-CONFERENCE TEAMS

All-Conference First Team

Jalen Adams, UConn
Damyeon Dotson, Houston
Rob Gray, Houston
Dedric Lawson, Memphis
Semi Ojeleye, SMU

All-Conference Second Team

Sterling Brown, SMU
Troy Caupain, Cincinnati
Shake Milton, SMU
Ben Moore, SMU
B.J. Taylor, UCF
Kyle Washington, Cincinnati

All-Rookie Team

Jarron Cumberland, Cincinnati
Vance Jackson, UConn
K.J. Lawson, Memphis
Quinton Rose, Temple
Jeremy Sheppard, ECU

* unanimous selection

2016-17 IN REVIEW

Associated Press Poll				USA Today Coaches Poll				American Preseason Coaches' Poll		
March 13				April 3						
	School	Record	Pts		School	Record	Pts		School	Pts
1.	Villanova (59)	31-3	1,619	1.	North Carolina (31)	33-7	775	1.	Cincinnati (6)	95
2.	Gonzaga (6)	32-1	1,520	2.	Gonzaga	37-2	744	2.	UConn (5)	94
3.	Kansas	28-4	1,479	3.	Oregon	33-6	695	3.	SMU	76
4.	Arizona	30-4	1,427	4.	Kansas	31-5	653	4.	Houston	75
5.	Kentucky	29-5	1,276	5.	Kentucky	32-6	627	5.	Memphis	63
6.	North Carolina	27-7	1,256	6.	South Carolina	26-11	561	6.	Temple	56
7.	Duke	27-8	1,251	7.	Arizona	32-5	548	7.	ECU	39
8.	UCLA	29-4	1,208	8.	Villanova	32-4	498	8.	UCF	37
9.	Oregon	29-5	1,196	9.	UCLA	31-5	492	9.	Tulsa	34
10.	Louisville	24-8	983	10.	Florida	27-9	468	10.	USF	25
11.	SMU	30-4	953	11.	West Virginia	28-9	445	11.	Tulane	11
12.	Baylor	25-7	861	12.	Baylor	27-8	352	First-place votes in parentheses		
13.	West Virginia	26-8	844	13.	Duke	28-9	348	Preseason Co-Players of the Year		
14.	Notre Dame	25-9	684	14.	Louisville	25-9	347	Troy Caupain, G, Cincinnati		
15.	Purdue	25-7	654	15.	Purdue	27-8	319	Dedric Lawson, G/F, Memphis		
16.	Florida State	25-8	570	16.	Wisconsin	27-10	289	Preseason Rookie of the Year		
17.	Iowa State	23-10	562	17.	Michigan	26-12	278	Alterique Gilbert, G, UConn		
18.	Cincinnati	29-5	522	18.	Xavier	24-14	276	Preseason All-Conference First Team		
19.	Wichita State	30-4	438	19.	Butler	25-9	229	Troy Caupain, G, Cincinnati*		
20.	Florida	24-8	390	20.	Notre Dame	26-10	199	Gary Clark, F, Cincinnati*		
21.	Butler	23-8	361	21.	Wichita State	31-5	162	Dedric Lawson, G/F, Memphis		
22.	Saint Mary's	28-4	305	22.	Cincinnati	30-6	140	Ben Moore, F, SMU		
23.	Michigan	24-11	254	23.	SMU	30-5	128	Damyean Dotson, F, Houston		
24.	Virginia	22-10	240	24.	Florida State	26-9	127	Preseason All-Conference Second Team		
25.	Wisconsin	25-9	153	25.	Iowa State	24-11	106	Shake Milton, G, SMU		
Receiving votes: Middle Tennessee 37, Minnesota 20, Rhode Island 13, Creighton 11, Oklahoma State 8, Iowa 8, Nevada 5, Princeton 5, Vermont 4, Virginia Tech 3, Seton Hall 2, VCU 1, Arkansas 1, Northwestern 1				Receiving votes: Saint Mary's 80, Virginia 56, USC 31, Middle Tennessee 25, Arkansas 22, Rhode Island 15, Northwestern 12, Michigan State 8, Oklahoma State 6, Dayton 6, Maryland 3, VCU 3, TCU 2				Jalen Adams, G, UConn		
								Jahmal McMurray, G, USF		
								Rob Gray, G, Houston		
								B.J. Tyson, G, ECU		

* unanimous selection

WEEK-BY-WEEK IN THE NATIONAL POLLS

	UCF	Cincinnati	UConn	ECU	Houston	Memphis	USF	SMU	Temple	Tulane	Tulsa
Preseason	-/-	rv/25	18/16	-/-	-/-	-/-	-/-	-/rv	-/-	-/-	-/-
Nov. 14	-/-	24/25	rv/rv	-/-	-/-	-/-	-/-	rv/rv	-/-	-/-	-/-
Nov. 21	-/rv	rv/rv	-/rv	-/-	-/-	-/-	-/-	-/-	-/-	-/-	-/-
Nov. 28	-/-	rv/rv	-/-	-/-	rv/-	-/-	-/-	-/-	rv/rv	-/-	-/-
Dec. 5	-/rv	22/23	-/-	-/-	-/-	-/-	-/-	-/-	rv/-	-/-	-/-
Dec. 12	rv/-	25/23	-/-	-/-	-/-	-/-	-/-	-/-	-/-	-/-	-/-
Dec. 19	-/-	24/23	-/-	-/-	-/-	-/-	-/-	-/-	-/-	-/-	-/-
Dec. 26	-/-	23/23	-/-	-/-	-/-	-/-	-/-	-/-	-/-	-/-	-/-
Jan. 2	-/-	22/22	-/-	-/-	-/-	-/-	-/-	-/-	-/-	-/-	-/-
Jan. 9	-/-	22/22	-/-	-/-	-/-	-/-	-/-	rv/rv	-/-	-/-	-/-
Jan. 16	-/-	20/20	-/-	-/-	-/-	-/-	-/-	rv/rv	-/-	-/-	-/-
Jan. 23	-/-	19/19	-/-	-/-	-/-	-/-	-/-	rv/rv	-/-	-/-	-/-
Jan. 30	-/-	14/14	-/-	-/-	-/-	-/-	-/-	rv/rv	-/-	-/-	-/-
Feb. 6	-/-	11/11	-/-	-/-	-/-	-/-	-/-	25/rv	-/-	-/-	-/-
Feb. 13	-/-	18/17	-/-	-/-	-/-	-/-	-/-	19/23	-/-	-/-	-/-
Feb. 20	-/-	15/16	-/-	-/-	-/-	-/-	-/-	17/21	-/-	-/-	-/-
Feb. 27	-/-	18/20	-/-	-/-	-/-	-/-	-/-	14/19	-/-	-/-	-/-
March 6	-/-	15/18	-/-	-/-	-/-	-/-	-/-	12/15	-/-	-/-	-/-
March 13	-/-	18/16	-/-	-/-	-/-	-/-	-/-	11/13	-/-	-/-	-/-
Final	-/-	-/22	-/-	-/-	-/-	-/-	-/-	-/23	-/-	-/-	-/-

2016-17 HOME ATTENDANCE

TEAM	Dates	Total	Avg	Sellouts	High
UCF	18	83,168	4,620	1	10,011
Cincinnati	18	177,575	9,865	4	13,477
UConn	17	144,591	8,505	0	12,051
ECU	17	68,089	4,005	0	4,805
Houston	17	69,941	4,114	2	8,479
Memphis	18	173,208	9,623	0	12,381
USF	17	43,955	2,586	0	3,238
SMU	18	124,198	6,900	11	7,518
Temple	16	92,880	5,805	0	8,702
Tulane	15	25,611	1,707	0	6,043
Tulsa	15	64,876	4,325	0	7,333
Wichita State	17	182,558	10,739	14	15,004
Total	203	1,250,650	6,066	22	15004

2016-17 GAMES DECIDED BY ...

	OT or 0-5	6-10	11-15	16+	Total
UCF	9-3	2-3	2-5	11-1	24-12
Cincinnati	4-2	7-2	5-2	14-0	30-6
UConn	6-7	3-6	4-1	3-3	16-17
ECU	3-4	3-6	5-1	4-7	15-18
Houston	5-3	1-4	3-1	12-3	21-11
Memphis	3-4	6-3	3-4	7-2	19-13
USF	3-2	2-4	1-10	1-7	7-23
SMU	4-3	5-1	5-0	16-1	30-5
Temple	5-6	6-2	3-5	2-3	16-16
Tulane	0-5	2-7	2-4	2-9	6-25
Tulsa	3-4	6-2	5-3	1-7	15-16
Wichita State	1-2	3-1	5-1	22-1	31-5
Total	44-44	46-41	43-37	92-44	224-162

Overtime Records - UCF (1-0), Cincinnati (2-0), UConn (0-2), ECU (0-0), Houston (0-1), Memphis (2-0), USF (1-0), SMU (0-0), Temple (2-0), Tulane (0-2), Tulsa (1-0).

VERSUS THE CONFERENCES:

Conference	Record	Pct
America East	3-1	.750
Atlantic Coast	3-3	.500
Atlantic Sun	6-0	1.000
Atlantic 10	4-10	.444
Big East	2-6	.250
Big Sky	0-0	-
Big South	3-0	1.000
Big Ten	3-2	.600
Big 12	5-4	.556
Big West	1-0	1.000
Colonial	3-4	.429
Conference USA	3-2	.600
Horizon League	1-0	1.000
Ivy League	4-2	.667
Metro Atlantic Athletic	2-1	.667
Mid-American	3-2	.600
MEAC	11-0	1.000
Missouri Valley	2-2	.500
Mountain West	1-2	.333
Northeast	1-1	.500
Ohio Valley	0-1	.000
Pac-12	3-5	.375
Patriot	1-0	1.000
Southeastern	2-6	.250
Southern	1-1	.500
Southland	7-2	.778
Summit	2-0	1.000
SWAC	5-0	1.000
Sun Belt	2-2	.500
West Coast	1-0	.500
Western Athletic	4-0	1.000
DI Independents	0-0	1.000
Non-Division I	1-0	1.000
Total:	90-54	.625
Home:	64-19	.771
Away:	10-19	.345
Neutral:	16-16	.500
Postseason:	4-5	.444

2016-17 PERFORMANCE AGAINST THE POLLS (14-49 overall; 8-36 vs. Top 25)

DATE	TEAM	OPPONENT	RANK*	RESULT	DATE	TEAM	OPPONENT	RANK*	RESULT
Nov. 11	Tulane	North Carolina	6/6	Lost, 95-75	Jan. 25	UCF	SMU	rv/rv	Lost, 65-60
Nov. 16	Tulsa	at Wichita State	rv/rv	Lost, 83-50	Jan. 26	#19/19 Cincinnati	Xavier	24/22	Won, 86-78
Nov. 17	Tulane	vs. Oklahoma	rv/rv	Lost, 89-70	Jan. 29	USF	at Cincinnati	19/19	Lost, 94-53
Nov. 17	UCF	vs. Mississippi State	rv/-	Won, 86-61	Feb. 1	Tulsa	Cincinnati	14/14	Lost, 57-55
Nov. 17	*rv/rv SMU	vs. Pitt	-/rv	Won, 76-67	Feb. 1	ECU	at SMU	rv/rv	Lost, 86-46
Nov. 18	*rv/rv SMU	vs. Michigan	rv/-	Lost, 76-54	Feb. 4	Tulsa	SMU	rv/rv	Lost, 76-53
Nov. 19	#24/25 Cincinnati	vs. Rhode Island	21/22	Lost, 76-71	Feb. 4	UConn	at Cincinnati	14/14	Lost, 82-68
Nov. 20	UCF	vs. Villanova	3/3	Lost, 67-57	Feb. 8	UCF	at Cincinnati	11/11	Lost, 60-50
Nov. 23	*-/rv UConn	vs. Oregon	13/12	Lost, 79-69	Feb. 9	Temple	SMU	25/rv	Lost, 66-50
Nov. 24	Temple	vs. Florida State	25/rv	Won, 89-86	Feb. 12	#11/11 Cincinnati	at SMU	25/rv	Lost, 60-51
Nov. 25	Temple	vs. West Virginia	19/17	Won, 81-77	Feb. 12	#25/rv SMU	Cincinnati	11/11	Won, 60-51
Dec. 1	*rv/rv Cincinnati	at Iowa State	19/21	Won, 55-54 (ot)	Feb. 15	USF	Cincinnati	18/17	Lost, 68-54
Dec. 5	UConn	vs. Syracuse	rv/rv	Won, 52-50	Feb. 15	Tulane	at SMU	19/23	Lost, 80-75
Dec. 6	ECU	at Virginia	14/12	Lost, 76-53	Feb. 18	Tulsa	at Cincinnati	18/17	Lost, 80-60
Dec. 6	Houston	at Arkansas	-/rv	Lost, 84-72	Feb. 18	Houston	SMU	19/23	Lost, 76-66
Dec. 7	SMU	TCU	rv/rv	Won, 74-59	Feb. 23	Memphis	at Cincinnati	15/16	Lost, 87-74
Dec. 10	Houston	Rhode Island	-/rv	Won, 82-77	Feb. 25	UConn	SMU	17/21	Lost, 69-61
Dec. 10	#22/23 Cincinnati	at Butler	16/15	Lost, 75-65	Feb. 26	UCF	Cincinnati	15/16	Won, 53-49
Dec. 10	Tulsa	Oklahoma State	-/rv	Lost, 71-67	March 2	Houston	at Cincinnati	18/20	Lost, 65-47
Dec. 10	UConn	at Ohio State	rv/rv	Lost, 64-60	March 2	Tulsa	at SMU	14/19	Lost, 93-70
Dec. 13	Temple	at Villanova	1/1	Lost, 78-57	March 4	Memphis	at SMU	14/19	Lost, 103-62
Dec. 17	USF	South Carolina	16/15	Lost, 77-66	March 5	UConn	Cincinnati	18/20	Lost, 67-47
Dec. 28	Temple	Cincinnati	23/23	Lost, 56-50	March 10	ECU	vs. SMU	12/15	Lost, 81-77
Dec. 30	Memphis	South Carolina	rv/25	Won, 70-54	March 10	Tulsa	vs. Cincinnati	15/18	Lost, 80-61
Jan. 1	Tulane	at Cincinnati	23/23	Lost, 92-56	March 11	UCF	vs. SMU	12/15	Lost, 70-59
Jan. 7	Houston	Cincinnati	22/22	Lost, 67-58	March 11	UConn	Cincinnati	15/18	Lost, 81-71
Jan. 12	*rv/rv SMU	Cincinnati	22/22	Lost, 66-64	March 12	SMU	vs. Cincinnati	15/18	Won, 71-56
Jan. 12	#22/22 Cincinnati	SMU	rv/rv	Won, 66-64	March 12	Cincinnati	vs. SMU	12/15	Lost, 71-56
Jan. 15	ECU	Cincinnati	22/22	Lost, 55-46	March 19	Cincinnati	vs. UCLA	8/6	Lost, 79-67
Jan. 15	Tulane	SMU	rv/rv	Lost, 80-64					
Jan. 18	Temple	at Cincinnati	20/20	Lost, 81-74					
Jan. 19	UConn	at SMU	rv/rv	Lost, 69-49					
Jan. 21	Tulane	Cincinnati	20/20	Lost, 78-61					
Jan. 21	Houston	at SMU	rv/rv	Lost, 85-64					

* Rank in Associated Press poll followed by rank in USA Today poll

* Rank in Associated Press poll followed by rank in ESPN/USA Today poll

WEEKLY HONORS

AMERICAN PLAYER OF THE WEEK

Nov. 14	Semi Ojeleye, Jr., F, SMU
Nov. 21	Tacko Fall, So., C, UCF
Nov. 28	Obi Enechionya, Jr., F, Temple
Dec. 5	Kyle Washington, Jr., F, Cincinnati
Dec. 12	Dedric Lawson, So., F, Memphis
Dec. 19	Dedric Lawson, So., F, Memphis
Dec. 26	Gary Clark, Jr., F, Cincinnati
Jan. 2	Rob Gray, R-Jr., G, Houston
Jan. 9	Markel Crawford, R-Jr., G, Memphis
Jan. 16	Sterling Taplin, So., G, Tulsa
Jan. 23	K.J. Lawson, R-Fr., G/F, Memphis
Jan. 30	Jarron Cumberland, Fr., G, Cincinnati
Feb. 6	Sterling Brown, Sr., G, SMU
Feb. 13	Semi Ojeleye, Jr., F, SMU
Feb. 20	Jalen Adams, So., G, UConn
Feb. 27	B.J. Taylor, R-So., G, UCF
March 6	Sterling Brown, Sr., G, SMU

AMERICAN ROOKIE OF THE WEEK

Nov. 14	Quinton Rose, Fr., G, Temple
Nov. 21	Tulio Da Silva, Fr., F, USF
Nov. 28	Quinton Rose, Fr., G, Temple
Dec. 5	Jeremy Sheppard, Fr., G, ECU
Dec. 12	Ray Ona Embo, Fr., G, Tulane
Dec. 19	Jarron Cumberland, Fr., G, Cincinnati
Dec. 26	Alani Moore II, Fr., G, Temple
Jan. 2	Jarron Cumberland, Fr., G, Cincinnati
Jan. 9	Quinton Rose, Fr., G, Temple
Jan. 16	Vance Jackson, Fr., F, UConn
Jan. 23	Vance Jackson, Fr., F, UConn
Jan. 30	Christian Vital, Fr., G, UConn
Feb. 6	Malik Fitts, Fr., F, USF
Feb. 13	Quinton Rose, Fr., G, Temple
Feb. 20	Ray Ona Embo, Fr., G, Tulane
Feb. 27	Martins Igbanu, Fr., F, Tulsa
March 6	Jarron Cumberland, Fr., G, Cincinnati

2016-17 STATISTICAL RANKINGS

Team	OFFENSE				DEFENSE			
	Scoring	FG-Pct	3FG-Pct	Rebound	Scoring	FG-Pct	3FG-Pct	Rebounds
UCF	9	5	5	1	2	1	1	3
Cincinnati	1	2	7	4	3	3	8	2
UConn	8	6	4	5	6	5	5	6
ECU	11	11	10	3	5	4	3	9
Houston	4	3	2	7	4	6	4	5
Memphis	3	4	11	6	8	7	6	7
USF	10	7	6	8	10	8	11	8
SMU	2	1	1	2	1	2	2	1
Temple	5	8	3	11	9	9	7	10
Tulane	6	10	9	10	11	11	10	11
Tulsa	7	9	8	9	7	10	9	4

Team	FT-Pct	3FGs	Blocks	Steals	Assists	Scoring	Rebound	Turnover	Asst/T0
						Margin	Margin	Margin	Ratio
UCF	9	6	5	11	11	4	2	11	10
Cincinnati	7	4	3	1	3	2	3	2	1
UConn	5	8	1	10	5	6	5	7	6
ECU	11	9	2	8	9	8	6	9	8
Houston	4	2	9	7	7	3	7	1	4
Memphis	8	11	4	2	2	5	8	3	3
USF	10	10	8	5	8	11	9	10	11
SMU	6	3	10	6	1	1	1	5	2
Temple	2	1	6	3	4	7	10	4	5
Tulane	3	7	7	4	6	10	11	6	7
Tulsa	1	5	11	9	10	9	4	8	9

WEEKLY HONOR ROLL SELECTIONS

Nov. 14	Devin Davis, Jr., F, Houston; Caleb White, Sr., G, ECU; Jacob Evans III, Jr., G, Cincinnati; Ruben Guerrero, Jr., C, USF; Obi Enechionya, Jr., F, Temple
Nov. 21	Dedric Lawson, So., G/F, Memphis; Kyle Washington, Jr., F, Cincinnati; Semi Ojeleye, Jr., F, SMU; Andre Washington, Gr., C, ECU; Obi Enechionya, Jr., F, Temple
Nov. 28	Dedric Lawson, So., G/F, Memphis; Kyle Washington, Jr., F, Cincinnati; Jalen Adams, So., G, UConn; Kentrell Barkley, So., G, ECU; Devin Davis, Jr., F, Houston
Dec. 5	K.J. Lawson, R-Fr., G/F, Memphis; Tank Efanayi, Sr., G/F, UCF; Rob Gray, R-Jr., G, Houston; Ben Moore, Sr., F, SMU; B.J. Tyson, Jr., G, ECU
Dec. 12	Rob Gray, R-Jr., G, Houston; Cameron Reynolds, R-Jr., F, Tulane; Matt Williams, R-Sr., G, UCF; Semi Ojeleye, Jr., F, SMU; Sterling Taplin, So., G, Tulsa
Dec. 19	Tacko Fall, So., C, UCF; Damyeon Dotson, R-Sr., G, Houston; Kentan Facey, Sr., F, UConn; Kevin Johnson, Sr., G, Cincinnati; Jahmal McMurray, So., G, USF
Dec. 26	Tacko Fall, So., C, UCF; Dedric Lawson, So., F, Memphis; Kentan Facey, Sr., F, UConn; Semi Ojeleye, Jr., F, SMU; Tulio Da Silva, R-Fr., F, USF
Jan. 2	Semi Ojeleye, Jr., F, SMU; Matt Williams, R-Sr., F, UCF; Markel Crawford, R-Jr., G, Memphis; Sterling Brown, Sr., G, SMU; Sterling Taplin, So., G, Tulsa
Jan. 9	Semi Ojeleye, Jr., F, SMU; Dedric Lawson, So., F, Memphis; Kyle Washington, Jr., F, Cincinnati; Rodney Purvis, Sr., G, UConn; Damyeon Dotson, R-Sr., G, Houston
Jan. 16	Kyle Washington, Jr., F, Cincinnati; Junior Etou, R-Jr., F, Tulsa; B.J. Taylor, R-So., G, UCF; Jalen Adams, So., G, UConn; Rob Gray, R-Jr., G, Houston
Jan. 23	Shake Milton, So., G, SMU; Matt Williams, R-Sr., G, UCF; Troy Caupain, Sr., G, Cincinnati; Shizz Alston, Jr., So., G, Temple; Corey Henderson, Jr., Jr., G, Tulsa
Jan. 30	Shake Milton, So., G, SMU; Jalen Adams, So., G, UConn; Kentrell Barkley, So., G/F, ECU; Junior Etou, R-Jr., F, Tulsa; Rob Gray, R-Jr., G, Houston
Feb. 6	Gary Clark, Jr., F, Cincinnati; Damyeon Dotson, Sr., G, Houston; Dedric Lawson, So., F, Memphis; Kyle Washington, Jr., F, Cincinnati; Kentrell Barkley, So., G/F, ECU
Feb. 13	Damyeon Dotson, Sr., G, Houston; Dedric Lawson, So., F, Memphis; Kyle Washington, Jr., F, Cincinnati; Rodney Purvis, R-Sr., G, UConn; Geno Thorpe, Jr., G, USF
Feb. 20	Nick Banyard, R-Sr., F, UCF; Gary Clark, Jr., F, Cincinnati; Ben Moore, Sr., F, SMU; Cameron Reynolds, R-Jr., G, Tulane; Rob Gray, R-Jr., G, Houston
Feb. 27	Damyeon Dotson, R-Sr., G, Houston; Shizz Alston, Jr., So., G, Temple; Shake Milton, So., G, SMU; Sterling Taplin, So., G, Tulsa; Caleb White, Sr., G, ECU
March 6	Gary Clark, Jr., F, Cincinnati; Cameron Reynolds, Jr., G, Tulane; Matt Williams, R-Sr., G, UCF; Semi Ojeleye, Jr., F, SMU; Caleb White, Sr., G, ECU

INDIVIDUAL LEADERS**SCORING**

	Player-Team	Cl	G	FG	3FG	FT	Pts	Avg/G
1.	GRAY, Rob-HOU	JR	31	233	63	109	638	20.6
2.	LAWSON, Dedric-MEMPHIS	SO	32	216	30	152	614	19.2
3.	OJELEYE, Semi-SMU	JR	35	210	73	172	665	19.0
4.	TAYLOR, B.J.-UCF	SO	29	165	48	126	504	17.4
5.	DOTSON, Damiyeen-HOU	SR	32	202	108	44	556	17.4
6.	REYNOLDS, Cameron-TLN	JR	31	184	78	82	528	17.0
7.	THORPE, Geno-USF	JR	28	140	39	104	423	15.1
8.	WILLIAMS, Matt-UCF	SR	36	178	126	60	542	15.1
9.	ADAMS, Jalen-UConn	SO	32	174	36	77	461	14.4
10.	ALSTON, JR., Shizz-TU	SO	32	156	67	66	445	13.9
11.	PURVIS, Rodney-UConn	SR	33	151	77	77	456	13.8
12.	EVANS, Jacob-CIN	SO	36	168	69	82	487	13.5
13.	BROWN, Sterling-SMU	SR	35	161	61	87	470	13.4
14.	BARKLEY, Kentrell-ECU	SO	33	134	39	128	435	13.2
15.	ENECHIONYIA, Obi-TU	JR	32	156	75	32	419	13.1
16.	MILTON, Shake-SMU	SO	35	152	82	69	455	13.0
17.	WASHINGTON, Kyle-CIN	JR	36	184	15	81	464	12.9
18.	CRAWFORD, Markel-MEMPHIS	JR	32	149	42	69	409	12.8
19.	DINGLE, Daniel-TU	SR	32	129	57	88	403	12.6
20.	ETOU, Junior-TLS	JR	32	123	44	112	402	12.6

REBOUNDING

	Player-Team	Cl	G	OFF	DEF	Total	Avg/G
1.	LAWSON, Dedric-MEMPHIS	SO	32	92	225	317	9.9
2.	FALL, Tacko-UCF	SO	36	129	214	343	9.5
3.	LAWSON, K.J.-MEMPHIS	FR	32	73	186	259	8.1
4.	CLARK, Gary-CIN	JR	36	108	175	283	7.9
5.	MOORE, Ben-SMU	SR	35	91	181	272	7.8
6.	BARKLEY, Kentrell-ECU	SO	33	61	190	251	7.6
7.	WASHINGTON, Andre-ECU	SR	33	85	150	235	7.1
	FACEY, Kentan-UConn	SR	33	82	153	235	7.1
9.	DAVIS, A.J.-UCF	JR	31	43	175	218	7.0
10.	DOTSON, Damiyeen-HOU	SR	32	49	173	222	6.9
11.	OJELEYE, Semi-SMU	JR	35	80	160	240	6.9
12.	REYNOLDS, Cameron-TLN	JR	31	43	167	210	6.8
13.	DA SILVA, TULIO-USF	FR	30	67	136	203	6.8
14.	WASHINGTON, Kyle-CIN	JR	36	78	165	243	6.8
15.	ETOU, Junior-TLS	JR	32	54	161	215	6.7
16.	BROWN, Sterling-SMU	SR	35	55	172	227	6.5
17.	BRIMAH, Amida-UConn	SR	33	67	135	202	6.1
18.	BANYARD, Nick-UCF	SR	36	47	169	216	6.0
19.	MORGAN, Malik-TLN	SR	31	55	126	181	5.8
20.	ENECHIONYIA, Obi-TU	JR	32	41	143	184	5.8

FIELD GOAL PCT (Min. 3.0 made per game)

	Player-Team	Cl	G	FG	FGA	Pct
1.	FALL, Tacko-UCF	SO	36	168	235	.715
2.	MOORE, Ben-SMU	SR	35	159	284	.560
3.	FOSTER, Jarrey-SMU	SO	34	130	244	.533
4.	CLARK, Gary-CIN	JR	36	146	276	.529
5.	WASHINGTON, Kyle-CIN	JR	36	184	361	.510
6.	SMITH, Ryan-TLN	SR	31	99	202	.490
7.	ETOU, Junior-TLS	JR	32	123	251	.490
8.	OJELEYE, Semi-SMU	JR	35	210	431	.487
9.	FACEY, Kentan-UConn	SR	33	105	217	.484
10.	CRAWFORD, Markel-MEMPHIS	JR	32	149	312	.478



Rob Gray, Jr., Gary Clark, and Tacko Fall (top to bottom)

2016-17 IN REVIEW



Jalen Adams, Melvin Frazier and Sterling Brown (top to bottom)

INDIVIDUAL LEADERS

ASSISTS

	Player-Team	Cl	G	Assists	Avg/G
1.	ADAMS, Jalen-UCONN	SO	32	195	6.1
2.	ROBINSON, Jr., Galen-HOU	SO	32	155	4.8
3.	THORPE, Geno-USF	JR	28	129	4.6
4.	MILTON, Shake-SMU	SO	35	159	4.5
5.	MARTIN, Jeremiah-MEMPHIS	SO	32	142	4.4
6.	CAUPAIN, Troy-CIN	SR	36	158	4.4
7.	MORGAN, Malik-TLN	SR	31	136	4.4
8.	ALSTON, JR., Shizz-TU	SO	32	131	4.1
9.	TAPLIN, Sterling-TLS	SO	32	122	3.8
10.	TAYLOR, B.J.-UCF	SO	29	101	3.5

FREE THROW PCT (Min. 2.0 made per game)

	Player-Team	Cl	G	FTM	FTA	Pct
1.	ALSTON, JR., Shizz-TU	SO	32	66	76	.868
2.	THORPE, Geno-USF	JR	28	104	123	.846
3.	TAPLIN, Sterling-TLS	SO	32	82	97	.845
4.	ADAMS, Jalen-UCONN	SO	32	77	93	.828
5.	GRAY, Rob-HOU	JR	31	109	134	.813
6.	PURVIS, Rodney-UCONN	SR	33	77	95	.811
7.	REYNOLDS, Cameron-TLN	JR	31	82	103	.796
8.	BROWN, Sterling-SMU	SR	35	87	110	.791
9.	OJELEYE, Semi-SMU	JR	35	172	219	.785
10.	ETOU, Junior-TLS	JR	32	112	146	.767

STEALS

	Player-Team	Cl	G	Steals	Avg/G
1.	FRAZIER, Melvin-TLN	SO	30	56	1.9
2.	MARTIN, Jeremiah-MEMPHIS	SO	32	58	1.8
3.	ALSTON, JR., Shizz-TU	SO	32	53	1.7
4.	THORPE, Geno-USF	JR	28	44	1.6
5.	ROSE, Quinton-TU	FR	32	49	1.5
6.	CRAWFORD, Markel-MEMPHIS	JR	32	46	1.4
7.	BROWN, Sterling-SMU	SR	35	50	1.4
8.	LAWSON, Dedric-MEMPHIS	SO	32	41	1.3
9.	EVANS, Jacob-CIN	SO	36	46	1.3
10.	MILTON, Shake-SMU	SO	35	44	1.3

3-POINT FG PCT (Min. 1.0 made per game)

	Player-Team	Cl	G	3FG	FGA	Pct
1.	BROWN, Sterling-SMU	SR	35	61	136	.449
2.	DOTSON, Damyeon-HOU	SR	32	108	244	.443
3.	OJELEYE, Semi-SMU	JR	35	73	172	.424
4.	MILTON, Shake-SMU	SO	35	82	194	.423
5.	EVANS, Jacob-CIN	SO	36	69	165	.418
6.	JACKSON, Vance-UCONN	FR	32	50	126	.397
7.	REYNOLDS, Cameron-TLN	JR	31	78	201	.388
8.	DINGLE, Daniel-TU	SR	32	57	148	.385
9.	ENECHIONVIA, Obi-TU	JR	32	75	195	.385
10.	WILLIAMS, Matt-UCF	SR	36	126	328	.384

3-POINT FG MADE

	Player-Team	Cl	G	3FG	Avg/G
1.	WILLIAMS, Matt-UCF	SR	36	126	3.5
2.	DOTSON, Damyeon-HOU	SR	32	108	3.4
3.	REYNOLDS, Cameron-TLN	JR	31	78	2.5
4.	ENECHIONVIA, Obi-TU	JR	32	75	2.3
5.	MILTON, Shake-SMU	SO	35	82	2.3
6.	PURVIS, Rodney-UCONN	SR	33	77	2.3
7.	WHITE, Caleb-ECU	SR	32	72	2.3
8.	ALSTON, JR., Shizz-TU	SO	32	67	2.1
9.	OJELEYE, Semi-SMU	JR	35	73	2.1
10.	HOLSTON, Troy-USF	SO	26	54	2.1

INDIVIDUAL LEADERS**BLOCKED SHOTS**

	Player-Team	CI	G	Blocks	Avg/G
1.	WASHINGTON, Andre-ECU	SR	33	95	2.9
2.	BRIMAH, Amida-UCONN	SR	33	87	2.6
3.	FALL,Tacko-UCF	SO	36	94	2.6
4.	LAWSON,Dedric-MEMPHIS	SO	32	68	2.1
5.	ENECHIONYIA, Obi-TU	JR	32	49	1.5
6.	SMITH, Ryan-TLN	SR	31	43	1.4
7.	GUERRERO, Ruben-USF	JR	30	37	1.2
8.	NKALI, Bertrand-HOU	SR	31	38	1.2
9.	WASHINGTON, Kyle-CIN	JR	36	42	1.2
	CLARK, Gary-CIN	JR	36	42	1.2
11.	FACEY, Kentan-UCONN	SR	33	38	1.2

ASSIST/TURNOVER RATIO (Min. 3.0 assists/game)

	Player-Team	CI	G	Asst	Turn	Ratio	
1.	CAUPAIN, Troy-CIN	SR	36	158	4.4	47	3.4
2.	ALSTON, JR., Shizz-TU	SO	32	131	4.1	48	2.7
3.	MILTON, Shake-SMU	SO	35	159	4.5	62	2.6
4.	ROBINSON, Jr., Galen-HOU	SO	32	155	4.8	62	2.5
5.	MARTIN, Jeremiah-MEMPHIS	SO	32	142	4.4	63	2.3
6.	ADAMS, Jalen-UCONN	SO	32	195	6.1	99	2.0
7.	TAYLOR, B.J.-UCF	SO	29	101	3.5	64	1.6
8.	MORGAN, Malik-TLN	SR	31	136	4.4	87	1.6
9.	BROWN, Sterling-SMU	SR	35	105	3.0	68	1.5
10.	THORPE, Geno-USF	JR	28	129	4.6	84	1.5

OFFENSIVE REBOUNDS

	Player-Team	CI	G	No.	Avg/G
1.	FALL,Tacko-UCF	SO	36	129	3.6
2.	CLARK, Gary-CIN	JR	36	108	3.0
3.	LAWSON,Dedric-MEMPHIS	SO	32	92	2.9
4.	MOORE, Ben-SMU	SR	35	91	2.6
5.	WASHINGTON, Andre-ECU	SR	33	85	2.6
6.	FACEY, Kentan-UCONN	SR	33	82	2.5
7.	FOSTER, Jarrey-SMU	SO	34	80	2.4
8.	OJELEYE, Semi-SMU	JR	35	80	2.3
9.	LAWSON, K.J.-MEMPHIS	FR	32	73	2.3
10.	DA SILVA, TULIO-USF	FR	30	67	2.2

DEFENSIVE REBOUNDS

	Player-Team	CI	G	No.	Avg/G
1.	LAWSON,Dedric-MEMPHIS	SO	32	225	7.0
2.	FALL,Tacko-UCF	SO	36	214	5.9
3.	LAWSON, K.J.-MEMPHIS	FR	32	186	5.8
4.	BARKLEY, Kentrell-ECU	SO	33	190	5.8
5.	DAVIS,A.J.-UCF	JR	31	175	5.6
6.	DOTSON, Danyean-HOU	SR	32	173	5.4
7.	REYNOLDS, Cameron-TLN	JR	31	167	5.4
8.	MOORE, Ben-SMU	SR	35	181	5.2
9.	ETOU, Junior-TLS	JR	32	161	5.0
10.	BROWN, Sterling-SMU	SR	35	172	4.9

MINUTES PLAYED

	Player-Team	CI	G	Minutes	Avg/G
1.	PURVIS, Rodney-UCONN	SR	33	1217	36.9
2.	WILLIAMS,Matt-UCF	SR	36	1315	36.5
3.	TAYLOR,B.J.-UCF	SO	29	1056	36.4
4.	ALSTON, JR., Shizz-TU	SO	32	1164	36.4
5.	DINGLE, Daniel-TU	SR	32	1139	35.6
6.	ADAMS, Jalen-UCONN	SO	32	1137	35.5
7.	MILTON, Shake-SMU	SO	35	1239	35.4
8.	REYNOLDS, Cameron-TLN	JR	31	1090	35.2
9.	MARTIN, Jeremiah-MEMPHIS	SO	32	1114	34.8
10.	LAWSON,Dedric-MEMPHIS	SO	32	1104	34.5



Andre Washington, Troy Caupain and Rodney Purvis (top to bottom)

2016-17 IN REVIEW

TEAM LEADERS

SCORING OFFENSE

	Team	G	W-L	Pts	Avg/G
1.	Cincinnati	36	30-6	2674	74.3
2.	SMU	35	30-5	2599	74.3
3.	Memphis	32	19-13	2367	74.0
4.	Houston	32	21-11	2358	73.7
5.	Temple	32	16-16	2269	70.9
6.	Tulane	31	6-25	2179	70.3
7.	Tulsa	32	15-17	2158	67.4
8.	UConn	33	16-17	2220	67.3
9.	UCF	36	24-12	2404	67.1
10.	USF	30	7-23	1945	64.8
11.	ECU	33	15-18	2088	63.3

SCORING DEFENSE

	Team	G	Pts	Avg/G
1.	SMU	35	2100	60.0
2.	UCF	36	2202	61.2
3.	Cincinnati	36	2208	61.3
4.	Houston	32	2077	64.9
5.	ECU	33	2148	65.1
6.	UConn	33	2189	66.3
7.	Tulsa	32	2249	70.3
8.	Memphis	32	2262	70.7
9.	Temple	32	2277	71.2
10.	USF	30	2235	74.5
11.	Tulane	31	2434	78.5

SCORING MARGIN

	Team	G	OFF	DEF	Margin
1.	SMU	35	74.3	60.0	+14.3
2.	Cincinnati	36	74.3	61.3	+12.9
3.	Houston	32	73.7	64.9	+8.8
4.	UCF	36	67.1	61.2	+5.9
5.	Memphis	32	74.0	70.7	+3.3
6.	UConn	33	67.3	66.3	+0.9
7.	Temple	32	70.9	71.2	-0.2
8.	ECU	33	63.3	65.1	-1.8
9.	Tulsa	32	67.4	70.3	-2.8
10.	Tulane	31	70.3	78.5	-8.2
11.	USF	30	64.8	74.5	-9.7

FREE THROW PCT

	Team	G	FTM	FTA	Pct
1.	Tulsa	32	522	716	.729
2.	Temple	32	366	506	.723
3.	Tulane	31	456	636	.717
4.	Houston	32	390	544	.717
5.	UConn	33	441	619	.712
6.	SMU	35	485	697	.696
7.	Cincinnati	36	472	688	.686
8.	Memphis	32	482	706	.683
9.	UCF	36	501	758	.661
10.	USF	30	339	516	.657
11.	ECU	33	442	673	.657

FIELD GOAL PERCENTAGE

	Team	G	FG	FGA	Pct
1.	SMU	35	914	1936	.472
2.	Cincinnati	36	969	2117	.458
3.	Houston	32	850	1902	.447
4.	Memphis	32	852	1926	.442
5.	UCF	36	825	1898	.435
6.	UConn	33	778	1809	.430
7.	USF	30	716	1683	.425
8.	Temple	32	808	1916	.422
9.	Tulsa	32	701	1673	.419
10.	Tulane	31	751	1856	.405
11.	ECU	33	716	1797	.398

FIELD GOAL PERCENTAGE DEFENSE

	Team	G	FG	FGA	Pct
1.	UCF	36	793	2175	.365
2.	SMU	35	745	1928	.386
3.	Cincinnati	36	767	1975	.388
4.	ECU	33	771	1968	.392
5.	UConn	33	754	1919	.393
6.	Houston	32	701	1718	.408
7.	Memphis	32	794	1879	.423
8.	USF	30	740	1725	.429
9.	Temple	32	807	1875	.430
10.	Tulsa	32	786	1810	.434
11.	Tulane	31	843	1788	.471

3-POINT FIELD GOAL PERCENTAGE

	Team	G	FG	FGA	Pct
1.	SMU	35	286	705	.406
2.	Houston	32	268	681	.394
3.	Temple	32	287	807	.356
4.	UConn	33	223	628	.355
5.	UCF	36	263	748	.352
6.	USF	30	174	503	.346
7.	Cincinnati	36	264	765	.345
8.	Tulsa	32	234	683	.343
9.	Tulane	31	221	683	.324
10.	ECU	33	214	668	.320
11.	Memphis	32	181	613	.295

3-POINT FIELD GOAL PERCENTAGE DEFENSE

	Team	G	FG	FGA	Pct
1.	UCF	36	273	873	.313
2.	SMU	35	282	878	.321
3.	ECU	33	218	670	.325
4.	Houston	32	218	662	.329
5.	UConn	33	255	763	.334
6.	Memphis	32	246	729	.337
7.	Temple	32	226	658	.343
8.	Cincinnati	36	251	730	.344
9.	Tulsa	32	254	707	.359
10.	Tulane	31	235	616	.381
11.	USF	30	281	709	.396

REBOUNDING OFFENSE

	Team	G	Reb	Avg/G
1.	UCF	36	1468	40.8
2.	SMU	35	1334	38.1
3.	ECU	33	1250	37.9
4.	Cincinnati	36	1327	36.9
5.	UConn	33	1209	36.6
6.	Memphis	32	1172	36.6
7.	Houston	32	1135	35.5
8.	USF	30	1053	35.1
9.	Tulsa	32	1113	34.8
10.	Tulane	31	1064	34.3
11.	Temple	32	1097	34.3

REBOUNDING DEFENSE

	Team	G	Reb	Avg/G
1.	SMU	35	1031	29.5
2.	Cincinnati	36	1164	32.3
3.	UCF	36	1173	32.6
4.	Tulsa	32	1061	33.2
5.	Houston	32	1117	34.9
6.	UConn	33	1163	35.2
7.	Memphis	32	1161	36.3
8.	USF	30	1116	37.2
9.	ECU	33	1231	37.3
10.	Temple	32	1212	37.9
11.	Tulane	31	1186	38.3

TEAM LEADERS**REBOUNDING MARGIN**

	Team	G	TEAM	Avg	OPP	Avg	Margin
1.	SMU	35	1334	38.1	1031	29.5	+8.7
2.	UCF	36	1468	40.8	1173	32.6	+8.2
3.	Cincinnati	36	1327	36.9	1164	32.3	+4.5
4.	Tulsa	32	1113	34.8	1061	33.2	+1.6
5.	UConn	33	1209	36.6	1163	35.2	+1.4
6.	ECU	33	1250	37.9	1231	37.3	+0.6
7.	Houston	32	1135	35.5	1117	34.9	+0.6
8.	Memphis	32	1172	36.6	1161	36.3	+0.3
9.	USF	30	1053	35.1	1116	37.2	-2.1
10.	Temple	32	1097	34.3	1212	37.9	-3.6
11.	Tulane	31	1064	34.3	1186	38.3	-3.9

BLOCKED SHOTS

	Team	G	Blocks	Avg/G
1.	UConn	33	177	5.4
2.	ECU	33	171	5.2
3.	Cincinnati	36	178	4.9
4.	Memphis	32	150	4.7
5.	UCF	36	145	4.0
6.	Temple	32	128	4.0
7.	Tulane	31	119	3.8
8.	USF	30	115	3.8
9.	Houston	32	113	3.5
10.	SMU	35	117	3.3
11.	Tulsa	32	80	2.5

ASSISTS

	Team	G	Assists	Avg/G
1.	SMU	35	567	16.2
2.	Memphis	32	508	15.9
3.	Cincinnati	36	559	15.5
4.	Temple	32	464	14.5
5.	UConn	33	432	13.1
6.	Tulane	31	398	12.8
7.	Houston	32	406	12.7
8.	USF	30	365	12.2
9.	ECU	33	394	11.9
10.	Tulsa	32	366	11.4
11.	UCF	36	400	11.1

STEALS

	Team	G	Steals	Avg/G
1.	Cincinnati	36	260	7.2
2.	Memphis	32	221	6.9
3.	Temple	32	208	6.5
4.	Tulane	31	192	6.2
5.	USF	30	183	6.1
6.	SMU	35	200	5.7
7.	Houston	32	170	5.3
8.	ECU	33	168	5.1
9.	Tulsa	32	145	4.5
10.	UConn	33	146	4.4
11.	UCF	36	144	4.0

TURNOVER MARGIN

	Team	G	TEAM	Avg	OPP	Avg	Margin
1.	Houston	32	315	9.8	437	13.7	+3.81
2.	Cincinnati	36	361	10.0	476	13.2	+3.19
3.	Memphis	32	368	11.5	435	13.6	+2.09
4.	Temple	32	365	11.4	403	12.6	+1.19
5.	SMU	35	377	10.8	408	11.7	+0.89
6.	Tulane	31	420	13.5	439	14.2	+0.61
7.	UConn	33	402	12.2	347	10.5	-1.67
8.	Tulsa	32	473	14.8	401	12.5	-2.25
9.	ECU	33	459	13.9	375	11.4	-2.55
10.	USF	30	489	16.3	398	13.3	-3.03
11.	UCF	36	525	14.6	351	9.8	-4.83

ASSIST/TURNOVER RATIO

	Team	G	Asst	Avg	Turn	Avg	Ratio
1.	Cincinnati	36	559	15.5	361	10.0	1.5
2.	SMU	35	567	16.2	377	10.8	1.5
3.	Memphis	32	508	15.9	368	11.5	1.4
4.	Houston	32	406	12.7	315	9.8	1.3
5.	Temple	32	464	14.5	365	11.4	1.3
6.	UConn	33	432	13.1	402	12.2	1.1
7.	Tulane	31	398	12.8	420	13.5	0.9
8.	ECU	33	394	11.9	459	13.9	0.9
9.	Tulsa	32	366	11.4	473	14.8	0.8
10.	UCF	36	400	11.1	525	14.6	0.8
11.	USF	30	365	12.2	489	16.3	0.7

OFFENSIVE REBOUNDS

	Team	G	No.	Avg/G
1.	Cincinnati	36	437	12.1
2.	SMU	35	416	11.9
3.	Memphis	32	373	11.7
4.	Houston	32	362	11.3
5.	Tulane	31	349	11.3
6.	ECU	33	370	11.2
7.	USF	30	328	10.9
8.	UCF	36	389	10.8
9.	UConn	33	336	10.2
10.	Temple	32	320	10.0
11.	Tulsa	32	311	9.7

DEFENSIVE REBOUNDS

	Team	G	No.	Avg/G
1.	UCF	36	1079	30.0
2.	ECU	33	880	26.7
3.	UConn	33	873	26.5
4.	SMU	35	918	26.2
5.	Tulsa	32	802	25.1
6.	Memphis	32	799	25.0
7.	Cincinnati	36	890	24.7
8.	Temple	32	777	24.3
9.	USF	30	725	24.2
10.	Houston	32	773	24.2
11.	Tulane	31	715	23.1

EFFICIENCIES

Team	AdjO (Rank)	AdjD (Rank)	AdjT (Rank)	AdjEM (Rank)
SMU	119.8 (10)	95.0 (26)	63.4 (333)	+24.74 (11)
Cincinnati	115.0 (34)	92.8 (15)	63.5 (330)	+22.18 (23)
Houston	113.5 (39)	99.9 (79)	65.3 (299)	+13.62 (52)
UCF	104.1 (180)	93.2 (18)	66.0 (277)	+10.91 (68)
UConn	105.2 (156)	98.7 (63)	65.0 (303)	+6.53 (96)
Memphis	106.9 (128)	100.9 (98)	68.3 (166)	+6.02 (101)
Temple	108.3 (105)	104.4 (168)	67.0 (229)	+3.94 (118)
Tulsa	104.3 (173)	102.9 (134)	68.1 (181)	+1.44 (144)
ECU	97.0 (303)	98.5 (62)	66.8 (240)	-1.48 (191)
Tulane	102.6 (208)	109.2 (265)	70.4 (64)	-6.58 (241)
USF	96.4 (313)	107.7 (234)	68.7 (137)	-11.28 (292)

ANNUAL LEADERS

SCORING

Year	Player, School	GP	FG	3FG	FT	PTS	PPG
2013-14	Sean Kilpatrick, Cincinnati, Sr.	34	214	93	180	701	20.6
2014-15	Ryan Boatright, UConn, Sr.	34	182	86	142	592	17.4
2015-16	Nic Moore, SMU, Sr.	29	153	76	84	466	16.1
2016-17	Rob Gray, Houston, Jr.	31	233	63	109	638	20.6

FIELD GOAL PERCENTAGE

Year	Player, School	GP	FGM	FGA	Pct.
2013-14	Montrezl Harrell, Louisville, So.	37	223	366	.609
2014-15	Amida Brimah, UConn, So.	35	126	187	.674
2015-16	Tacko Fall, UCF, Fr.	30	96	128	.750
2016-17	Tacko Fall, UCF, So.	36	168	235	.715

REBOUNDING

Year	Player, School	GP	OFF	DEF	TOTAL	RPG
2013-14	Anthony Lee, Temple, Jr.	28	89	151	240	8.6
2014-15	Jaylen Bond, Temple, Jr.	35	116	161	277	7.9
2015-16	Dedric Lawson, Memphis, Fr.	33	104	203	307	9.3
2016-17	Dedric Lawson, Memphis, So.	32	92	225	317	9.9

ASSISTS

Year	Player, School	GP	A	APG
2013-14	L.J. Rose, Houston, So.	28	154	5.5
2014-15	Anthony Collins, Jr.	32	167	5.2
2015-16	Nic Moore, SMU, Sr.	29	152	5.2
2016-17	Jalen Adams, UConn, So.	32	195	6.1

FREE THROW PERCENTAGE

Year	Player, School	GP	FTM	FTA	Pct.
2013-14	Myles Mack, Rutgers, Jr.	33	111	124	.895
2014-15	Nic Moore, SMU, Jr.	34	104	117	.889
2015-16	Daniel Hamilton, UConn, So.	36	86	100	.860
2016-17	Shizz Alston Jr., Temple, So.	32	66	76	.868

3-POINT FIELD GOAL PERCENTAGE

Year	Player, School	GP	FGM	FGA	Pct.
2013-14	Niels Giffey, UConn, Sr.	40	58	120	.483
2014-15	Nic Moore, SMU, Jr.	34	77	185	.416
2015-16	Sterling Brown, SMU, Jr.	30	30	56	.536
2016-17	Sterling Brown, SMU, Sr.	35	61	136	.449

3-POINT FIELD GOALS PER GAME

Year	Player, School	GP	3FG	Avg.
2013-14	Sean Kilpatrick, Cincinnati, Sr.	34	93	2.7
2014-15	Jherrod Stiggers, Houston, Jr.	31	96	3.1
2015-16	Nic Moore, SMU, Sr.	29	76	2.6
2016-17	Matt Williams, UCF, Sr.	36	126	3.5

BLOCKS

Year	Player, School	GP	B	BPG
2013-14	Justin Jackson, Cincinnati, Sr.	34	99	2.9
2014-15	Amida Brimah, UConn, So.	35	121	3.5
2015-16	Tacko Fall, UCF, Fr.	30	70	2.3
2016-17	Andre Washington, ECU, Sr.	33	95	2.9

STEALS

Year	Player, School	GP	S	SPG
2013-14	Chris Jones, Louisville, Jr.	33	73	2.2
2014-15	Shaquille Harrison, Tulsa, Jr.	34	67	2.0
2015-16	Shaquille Harrison, Tulsa, Sr.	32	60	1.9
2016-17	Melvin Frazier, Tulane, So.	30	56	1.9

ASSIST/TURNOVER RATIO

Year	Player, School	GP	A	TO	A/TO
2013-14	L.J. Rose, Houston, So.	28	154	65	2.4
2014-15	Antonio Robinson, ECU, Sr.	33	122	52	2.3
2015-16	Josh Brown, Temple, Jr.	33	161	46	3.5
2016-17	Troy Caupain, Cincinnati, Sr.	36	158	47	3.4

MINUTES PLAYED

Year	Player, School	GP	M	MPG
2013-14	Dalton Pepper, Temple, Sr.	31	1171	37.8
2014-15	Ryan Boatright, UConn, Sr.	34	1216	35.8
2015-16	Josh Brown, Temple, Jr.	33	1194	36.2
2016-17	Rodney Purvis, UConn, Sr.	33	1217	36.9

SCORING OFFENSE

Year	School	GP	Pts.	Avg.
2013-14	Louisville	37	2998	81.0
2014-15	SMU	34	2350	69.1
2015-16	Houston	32	2476	77.4
2016-17	Cincinnati	36	2674	74.3

SCORING DEFENSE

Year	School	GP	Pts.	Avg.
2013-14	Cincinnati	34	1986	58.4
2014-15	Cincinnati	34	1898	55.8
2015-16	Cincinnati	33	2090	63.3
2016-17	SMU	35	2100	60.0

SCORING MARGIN

Year	School	GP	PF	PA	Margin
2013-14	Louisville	37	81.0	61.1	19.9
2014-15	SMU	34	69.1	59.8	9.4
2015-16	SMU	30	77.3	63.4	13.9
2016-17	SMU	35	74.3	60.0	+14.3

FIELD GOAL PERCENTAGE DEFENSE

Year	School	GP	FGM	FGA	Pct.
2013-14	SMU	37	937	1938	.483
2014-15	SMU	34	832	1750	.475
2015-16	SMU	30	858	1727	.497
2016-17	SMU	35	914	1936	.472

FIELD GOAL PERCENTAGE DEFENSE

Year	School	GP	FGM	FGA	Pct.
2013-14	SMU	37	762	1977	.385
2014-15	SMU	34	691	1815	.381
2015-16	UConn	36	785	2033	.386

3-POINT FIELD GOAL PERCENTAGE DEFENSE

Year	School	GP	3FGM	3FGA	Pct.
2013-14	UConn	40	287	741	.387
2014-15	SMU	34	145	400	.363
2015-16	SMU	30	194	462	.420
2016-17	SMU	35	286	705	.406

3-POINT FIELD GOAL DEFENSE

Year	School	GP	3FGM	3FGA	Pct.
2013-14	Louisville	37	170	594	.286
2014-15	Memphis	32	164	540	.304
2015-16	Houston	32	195	643	.303
2016-17	UCF	36	273	873	.313

FREE THROW PERCENTAGE DEFENSE

Year	School	GP	FTM	FTA	Pct.
2013-14	UConn	40	644	829	.777
2014-15	UConn	35	417	590	.707
2015-16	UConn	36	488	615	.793
2016-17	Tulsa	32	522	716	.729

REBOUNDING

Year	School	GP	R	Avg.
2013-14	UCF	31	1184	38.2
2014-15	Temple	37	1410	38.1
2015-16	Memphis	34	1375	40.4
2016-17	UCF	36	1468	40.8

REBOUNDING MARGIN

Year	School	GP	RPG	Opp	Margin
2013-14	SMU	37	36.0	31.3	4.8
2014-15	SMU	34	36.6	29.9	6.7
2015-16	SMU	30	39.4	29.3	10.2
2016-17	SMU	35	38.1	29.5	8.7

ASSISTS

Year	School	GP	A	Avg.
2013-14	Memphis	34	591	17.4
2014-15	SMU	34	524	15.4
2015-16	SMU	30	528	17.6
2016-17	SMU	35	567	16.2

BLOCKS

Year	School	GP	B	Avg.
2013-14	UConn	40	230	5.8
2014-15	Memphis	32	208	6.5
2015-16	Cincinnati	33	192	5.8
2016-17	UConn	33	177	5.4

STEALS

Year	School	GP	S	Avg.
2013-14	Louisville	37	370	10.0
2014-15	Memphis	32	224	7.0
2015-16	Cincinnati	33	257	7.8
2016-17	Cincinnati	36	260	7.2

TURNOVER MARGIN

Year	School	GP	TO	Opp.	Margin
2013-14	Louisville	37	10.6	17.2	6.7
2014-15	Temple	37	9.5	12.3	2.8
2015-16	Tulsa	32	10.8	14.2	3.3
2016-17	Houston	32	315	437	3.81

ASSIST/TURNOVER RATIO

Year	School	GP	A	TO	A/TO
2013-14	Louisville	37	15.4	10.6	1.5
2014-15	Temple	37	12.4	9.5	1.3
2015-16	Temple	33	13.5	9.2	1.5
2016-17	Cincinnati	36	559	361	1.5
	SMU	35	567	377	1.5

AMERICAN ATHLETIC CONFERENCE RECORDS



INDIVIDUAL RECORDS

POINTS

GAME

42	Russ Smith, Louisville vs. Houston, 3/14/14
40	Amida Brimah, UConn vs. Coppin State, 12/14/14
38	Matt Williams, UCF vs. USF, 1/17/17
37	Troy Caupain, Cincinnati vs. UConn, 3/11/16 (4ot)
36	Russ Smith, Louisville vs. North Carolina, 11/24/13
	Isaiah Sykes, UCF vs. Temple, 3/12/14
36	Semi Ojeleye, SMU vs. ECU, 3/9/17
35	Shaq Goodwin, Memphis at UCF, 1/26/16
	Dedric Lawson, Memphis vs. Iowa, 11/26/16
34	Shabazz Napier, UConn vs. Memphis, 2/15/14
	Sean Kilpatrick, Cincinnati vs. Memphis, 3/6/14
	Jalen Adams, UConn vs. Oklahoma State, 11/21/16

SEASON

720	Shabazz Napier, UConn, 2013-14 (40 games)
701	Sean Kilpatrick, Cincinnati, 2013-14 (34 games)
673	Russ Smith, Louisville, 2013-14 (37 games)
665	Semi Ojeleye, SMU, 2016-17 (35 games)
638	Rob Gray, Houston, 2016-17 (31 games)
614	Dedric Lawson, Memphis, 2016-17 (32 games)
592	Ryan Boatright, UConn, 2014-15 (34 games)
556	Damyean Dotson, Houston, 2016-17 (32 games)
542	Matt Williams, UCF, 2016-17 (36 games)
541	Dalton Pepper, Temple, 2013-14 (31 games)

CAREER

1,462	Nic Moore, SMU, 2013-16
1,460	Quenton DeCosey, Temple, 2013-16
1,302	Troy Caupain, Cincinnati, 2013-17
1,301	Rodney Purvis, UConn 2013-17
1,201	Ben Moore, SMU 2013-17
1,174	Shaq Goodwin, Memphis, 2013-16
1,139	Caleb White, ECU, 2014-17
1,123	Dedric Lawson, Memphis, 2015-17
1,119	B.J. Tyson, ECU, 2014-pr.
1,094	Sterling Brown, SMU, 2013-17

POINTS PER GAME, SEASON

20.6	Sean Kilpatrick, Cincinnati, 2013-14 (701 points, 34 games)
	Rob Gray, Houston, 2016-17 (638 points, 21 games)
19.2	Dedric Lawson, Memphis, 2016-17 (614 points, 32 games)
19.0	Semi Ojeleye, SMU, 2016-17 (665 points, 35 games)
18.2	Russ Smith, Louisville, 2013-14 (673 points, 37 games)
18.0	Shabazz Napier, UConn, 2013-14 (720 points, 40 games)
17.5	Dalton Pepper, Temple, 2013-14 (541 points, 31 games)
17.4	Ryan Boatright, UConn, 2014-15 (592 points, 34 games)
	B.J. Taylor, UCF, 2016-17 (504 points, 29 games)
	Damyean Dotson, Houston, 2016-17 (556 points, 32 games)

POINTS PER GAME, CAREER (minimum 60 games)

17.5	Dedric Lawson, Memphis, 2015-17 (1,135 points, 65 games)
15.7	Will Cummings, Temple, 2013-15 (1,019 points, 65 games)
14.9	James Woodard, Tulsa, 2014-16 (970 points, 65 games)
14.6	Nic Moore, SMU, 2013-16 (1,462 points, 100 games)
14.6	Ryan Boatright, UConn, 2013-15 (1,064 points, 73 games)

FRESHMAN POINTS PER GAME, SEASON

15.8	Dedric Lawson, Memphis, 2015-16 (521 points, 33 games)
15.2	Jahmal McMurray, USF, 2015-16 (500 points, 33 games)
12.8	B.J. Taylor, UCF, 2014-15 (334 points, 26 games)
12.5	B.J. Tyson, ECU, 2014-15 (413 points, 33 games)
12.3	K.J. Lawson, Memphis, 2016-17 (394 points, 32 games)

30-POINT GAMES, SEASON

3	Russ Smith, Louisville, 2013-14
	Damyean Dotson, Houston, 2016-17
2	Kadeem Jack, Rutgers, 2013-14
	Shabazz Napier, UConn, 2013-14
	Corey Allen Jr., USF, 2014-15
	Rob Gray, Jr., Houston, 2015-16
	Semi Ojeleye, SMU, 2016-17

20-POINT GAMES, SEASON

19	Sean Kilpatrick, Cincinnati, 2013-14
18	Rob Gray, Houston, 2016-17
14	Shabazz Napier, UConn, 2013-14
	Ryan Boatright, UConn, 2014-15
13	Dalton Pepper, Temple, 2013-14
	Dedric Lawson, Memphis, 2016-17
	Semi Ojeleye, SMU, 2016-17
12	Russ Smith, Louisville, 2013-14
	Damyean Dotson, Houston, 2016-17
	Cameron Reynolds, Tulane, 2016-17

FIELD GOALS

FIELD GOALS MADE, GAME

15	Shaq Goodwin, Memphis at UCF, 1/26/16
	Dedric Lawson, Memphis vs. Iowa, 11/26/16
14	Russ Smith, Louisville vs. Houston, 3/7/14
	Devonta Pollard, Houston vs. Memphis, 2/10/16
13	Isaiah Sykes, UCF vs. Temple, 3/12/14
	Amida Brimah, UConn vs. Coppin State, 12/14/14
	Austin Nichols, Memphis vs. Tulane, 1/3/15
	Corey Allen Jr., USF at Tulsa, 1/31/15
	Tacko Fall, UCF vs. Mississippi State, 11/17/16

FIELD GOALS MADE, SEASON

233	Rob Gray, Houston, 2016-17
225	Russ Smith, Louisville, 2013-14
223	Montrezl Harrell, Louisville, 2013-14
216	Dedric Lawson, Memphis, 2016-17
214	Sean Kilpatrick, Cincinnati, 2013-14

FIELD GOALS MADE, CAREER

481	Quenton DeCosey, Temple, 2013-16
468	Nic Moore, SMU, 2013-16
459	Ben Moore, SMU, 2013-17
458	Rodney Purvis, UConn, 2013-17
433	Troy Caupain, Cincinnati, 2013-17

FIELD GOALS ATTEMPTED, GAME

30	Troy Caupain, Cincinnati vs. UConn, 3/11/16 (4ot)
26	Sean Kilpatrick, Cincinnati vs. Louisville, 2/22/14
	Ryan Boatright, UConn at Houston, 2/1/15
25	Will Cummings, Temple vs. UCF, 3/12/14
	Rob Gray, Houston at Tulsa, 2/11/17
24	Russ Smith, Louisville vs. North Carolina, 11/24/13
	Isaiah Sykes, UCF at USF, 2/15/14
	Devonta Pollard, Houston vs. Memphis, 2/10/16
	Daniel Hamilton, UConn vs. Cincinnati, 3/11/16 (4ot)
	Rob Gray, Houston vs. Memphis, 1/19/17
	Damyean Dotson, Houston at Memphis, 2/26/17

FIELD GOALS ATTEMPTED, SEASON

506	Sean Kilpatrick, Cincinnati, 2013-14
496	Shabazz Napier, UConn, 2013-14
493	Rob Gray, Houston, 2016-17
481	Russ Smith, Louisville, 2013-14
469	Dedric Lawson, Memphis, 2016-17



Temple's Quenton DeCosey finished his career as The American's second-leading scorer.

FIELD GOALS ATTEMPTED, CAREER

1,260	Quenton DeCosey, Temple, 2013-16
1,118	Rodney Purvis, UConn, 2014-17
1,092	Troy Caupain, Cincinnati, 2013-17
1,078	Nic Moore, SMU, 2013-15
914	Dedric Lawson, Memphis, 2015-17

FIELD GOAL PERCENTAGE, GAME (Minimum 8 made)

1.000	Amida Brimah, UConn vs. Coppin State, 12/14/14 (13-13)
	Markus Kennedy, SMU vs. Memphis, 2/1/14 (10-10)
	Tacko Fall, UCF vs. Villanova, 11/20/16 (10-10)
	Yanick Moreira, SMU vs. Lamar, 11/14/14 (9-9)
	Semi Ojeleye, SMU vs. Tulsa, 3/2/17 (9-9)
	Michel Nzege, ECU vs. Central Connecticut, 11/30/14 (9-9)
	Amida Brimah, UConn vs. Tulane, 2/22/15 (8-8)
	Devin Coleman, Temple vs. SMU, 1/24/16 (8-8)
	Justin McBride, UCF vs. Memphis, 1/26/16 (8-8)
	Tacko Fall, UCF vs. Tulane, 3/2/16 (8-8)
	Tacko Fall, UCF vs. Penn, 12/12/16 (8-8)

FIELD GOAL PERCENTAGE, SEASON (Minimum 4 FG/Game)

.715	Tacko Fall, UCF, 2016-17 (168-235)
.609	Montrezl Harrell, Louisville, 2013-14 (223-366)
.591	TaShawn Thomas, Houston, 2013-14 (205-347)
.589	Austin Nichols, Memphis, 2013-14 (139-236)
.584	Shaq Goodwin, Memphis, 2013-14 (149-255)

FIELD GOAL PERCENTAGE, CAREER (Minimum 120 FG)

.732	Tacko Fall, UCF, 2015-pr. (264-363)
.637	Amida Brimah, UConn, 2013-17 (347-515)
.583	Staphon Blair, UCF, 2013-16 (215-369)
.572	Shonn Miller, UConn, 2015-16 (170-297)

3-POINT FIELD GOALS

3-POINT FIELD GOALS MADE, GAME

11	Matt Williams, UCF vs. USF, 1/17/17
10	James Woodard, Tulsa at SMU, 3/8/15
8	Dalton Pepper, Temple vs. Cincinnati, 1/26/14
	Jherrod Stiggers, Houston vs. Mississippi Valley State, 12/28/14
	Nic Moore, SMU vs. Houston, 1/24/15
7	Shabazz Napier, UConn vs. Rutgers, 3/5/14
	Jherrod Stiggers, Houston vs. Texas Tech, 12/23/14
	Jay Hook, Tulane at UCF, 1/14/15
	Ryan Boatright, UConn vs. ECU, 2/4/15
	Shake Milton, SMU at Tulsa, 12/29/15
	Pat Birt, Tulsa at Tulane, 1/10/16
	Devin Coleman, Temple vs. SMU, 1/24/16
	Damyean Dotson, Houston vs. UCF, 2/1/17
	Caleb White, ECU vs. UConn, 3/1/17
	Cameron Reynolds, Tulane vs. Tulsa, 3/5/17

3-POINT FIELD GOALS MADE, SEASON

126	Matt Williams, UCF, 2016-17
108	Damyean Dotson, Houston, 2016-17
96	Jherrod Stiggers, Houston, 2014-15
93	Sean Kilpatrick, Cincinnati, 2013-14
88	James Woodard, Tulsa, 2014-15

3-POINT FIELD GOALS MADE, CAREER

237	Matt Williams, UCF, 2013-17
225	Nic Moore, SMU, 2013-16
205	Caleb White, ECU, 2014-17
199	Rodney Purvis, UConn, 2014-17
176	Jherrod Stiggers, Houston, 2013-15

3-POINT FIELD GOALS ATTEMPTED, GAME

21	Matt Williams, UCF vs. USF, 1/17/17
16	Russ Smith, Louisville vs. North Carolina, 11/24/13
	James Woodard, Tulsa at SMU, 3/8/15
	Troy Holston, USF vs. Tulsa, 1/21/17
	Damyean Dotson, Houston at Memphis, 2/26/17
15	Jherrod Stiggers, Houston vs. SMU, 2/12/15
	Jahmal McMurray, USF vs. Troy, 11/13/15

3-POINT FIELD GOALS ATTEMPTED, SEASON

328	Matt Williams, UCF, 2016-17
267	Sean Kilpatrick, Cincinnati, 2013-14
244	Damyean Dotson, Houston, 2016-17
238	James Woodard, Tulsa, 2014-15
226	Rodney Purvis, UConn, 2016-17



Matt Williams' 11 3-pointers against USF on Jan. 17, 2017, set an American Athletic Conference record.

3-POINT FIELD GOALS ATTEMPTED, CAREER

644	Matt Williams, UCF, 2013-17
558	Rodney Purvis, UConn, 2014-17
551	Caleb White, ECU, 2014-17
534	Nic Moore, SMU, 2013-16
502	Jherrod Stiggers, Houston, 2013-15

3-POINT FIELD GOAL PERCENTAGE, GAME (Minimum 5 made)

1.000	Devin Coleman, Temple vs. SMU, 1/24/16 (7-7)
	Russ Smith, Louisville at SMU, 3/5/14 (6-6)
	Nic Moore, SMU vs. McNeese State, 12/2/13 (5-5)
.875	Shake Milton, SMU vs. Tulsa, 12/29/15 (7-8)
.857	Quenton DeCosey, Temple at Rutgers, 1/1/14 (6-7)
	Pat Birt, Tulsa vs. Stephen F. Austin, 12/22/16
	Daniel Dingle, Temple vs. USF, 2/5/17
	Damyean Dotson, Houston at Tulane, 2/8/17
.833	Niels Giffey, UConn vs. Yale, 11/11/13 (5-6)
	Wayne Blackshear, Louisville vs. Houston, 1/16/14 (5-6)
	Caleb White, ECU vs. USF, 2/21/15 (5-6)
	Rashad Ray, Tulsa vs. Cincinnati, 3/4/15 (5-6)

3-POINT FIELD GOAL PERCENTAGE, SEASON

.536	Sterling Brown, SMU, 2015-16 (30-56)
.483	Niels Giffey, UConn, 2013-14 (120-483)
.436	Nic Moore, SMU, 2013-14 (72-165)
.449	Sterling Brown, SMU, 2016-17 (61-136)
.443	Damyean Dotson, Houston, 2016-17 (108-244)
.433	Brandon Morris, Houston, 2013-14 (42-97)

3-POINT FIELD GOAL PERCENTAGE, CAREER (Minimum 50 3FG)

.451	Sterling Brown, SMU, 2013-17 (128-284)
.424	Shake Milton, SMU, 2015-pr. (134-316)
.421	Nic Moore, SMU, 2013-16 (225-534)
.412	Damyean Dotson, Houston, 2015-17 (170-413)
.405	Avery Woodson, Memphis, 2014-16 (138-341)

FREE THROWS

FREE THROWS MADE, GAME

17	Sean Kilpatrick, Cincinnati vs. Nebraska, 12/28/13
15	Will Cummings, Temple vs. Towson, 12/10/14
	Gary Clark, Cincinnati vs. UConn, 3/11/17
14	Joe Jackson, Memphis vs. Nicholls State, 11/23/13
	Russ Smith, Louisville at Rutgers, 1/4/14
	Amida Brimah, UConn vs. Coppin State, 12/14/14
	Ricky Tarrant, Memphis vs. Ohio State, 11/27/15
	Quenton DeCosey, Temple at USF, 1/31/16
	Rob Gray, Houston vs. Rhode Island, 12/10/16
	Dedric Lawson, Memphis at UCF, 2/4/17

INDIVIDUAL RECORDS

FREE THROWS MADE, SEASON

207	Shabazz Napier, UConn, 2013-14
189	Will Cummings, Temple, 2014-15
180	Sean Kilpatrick, Cincinnati, 2013-14
172	Semi Ojeleye, SMU, 2016-17
157	Shaq Goodwin, Memphis, 2015-16
153	Russ Smith, Louisville, 2013-14

FREE THROWS MADE, CAREER

340	Quenton DeCosey, Temple, 2013-16
329	Will Cummings, Temple, 2013-15
319	Shaq Goodwin, Memphis, 2013-16
301	Nic Moore, SMU, 2013-16
297	Troy Caupain, Cincinnati, 2013-17

FREE THROWS ATTEMPTED, GAME

18	Sean Kilpatrick, Cincinnati vs. Nebraska, 12/28/13
	Will Cummings, Temple vs. Louisiana Tech, 11/17/14
	Ricky Tarrant, Memphis vs. UConn, 2/4/16
17	Isaiah Sykes, UCF at Rutgers, 1/15/14
	Will Cummings, Temple vs. Towson, 12/10/14
	Shaquille Harrison, Tulsa vs. Ohio, 11/20/15
	Quenton DeCosey, Temple at USF, 1/31/16

FREE THROWS ATTEMPTED, SEASON

238	Shabazz Napier, UConn, 2013-14
217	Sean Kilpatrick, Cincinnati, 2013-14
219	Semi Ojeleye, SMU, 2016-17
216	Shaq Goodwin, Memphis, 2015-16
213	Russ Smith, Louisville, 2013-14

FREE THROWS ATTEMPTED, CAREER

481	Shaq Goodwin, Memphis, 2013-16
477	Quenton DeCosey, Temple, 2013-16
412	Will Cummings, Temple, 2013-15
390	Troy Caupain, Cincinnati, 2013-17
359	Nic Moore, SMU, 2013-16

FREE THROW PERCENTAGE, GAME (Minimum 10 made)

1.000	Dedric Lawson, Memphis at UCF, 2/4/17 (14-14)
	Kadeem Jack, Rutgers at USF, 2/8/14 (13-13)
	Ricky Tarrant, Memphis vs. UT Arlington, 11/23/15 (12-12)
	Ricky Tarrant, Memphis at South Carolina, 1/2/16 (12-12)
	Sean Kilpatrick, Cincinnati at Louisville, 1/30/14 (11-11)
	Shabazz Napier, UConn at Temple, 2/20/14 (11-11)
	B.J. Tyson, ECU vs. Fresno State, 11/25/14 (11-11)
	Devonta Pollard, Houston vs. Prairie View AGM, 11/18/15 (11-11)
	B.J. Taylor, UCF at Illinois State, 3/20/17 (11-11)
	Will Cummings, Temple at UCF, 1/4/14 (10-10)
	Luke Hancock, Louisville at Rutgers, 1/4/14 (10-10)
	Jesse Morgan, Temple at Memphis, 2/7/15 (10-10)
	Jordan Tolbert, SMU vs. Hampton, 12/17/15 (10-10)
	A.J. Davis, UCF vs. USF, 1/6/16 (10-10)
	Ben Moore, SMU at Houston, 2/1/16 (10-10)
	B.J. Taylor, UCF vs. Seattle, 11/26/16 (10-10)
	Wes Vanbeck, Houston vs. Tulsa, 1/4/17 (10-10)
	Shizz Alston Jr., Temple vs. Tulane, 2/25/17 (10-10)

FREE THROW PERCENTAGE, SEASON

.895	Myles Mack, Rutgers, 2013-14 (111-124)
.889	Nic Moore, SMU, 2014-15 (104-117)
.870	Shabazz Napier, UConn, 2013-14 (207-238)
.868	Shizz Alston Jr., Temple, 2016-17 (66-76)
.850	Ryan Boatright, UConn, 2014-15 (142-167)

FREE THROW PERCENTAGE, CAREER

.840	Jalen Adams, UConn, 2015-pr. (121-144)
.838	Nic Moore, SMU, 2013-15 (301-359)
.824	Ryan Boatright, UConn, 2013-15 (280-340)
.799	Will Cummings, Temple, 2013-15 (329-412)
.767	Rob Gray, Houston, 2015-pr. (178-232)

REBOUNDS

GAME

23	Shaq Goodwin, Memphis vs. Temple, 2/7/15
	Jordan Tolbert, SMU vs. Nicholls State, 12/16/15
19	Shaq Goodwin, Memphis vs. UT Arlington, 11/23/15
	Jordan Tolbert, SMU vs. Hampton, 12/17/15
	K.J. Lawson, Memphis vs. ECU, 1/28/17
18	TaShawn Thomas, Houston vs. Howard, 11/21/13
	Jaylen Bond, Temple vs. Delaware State, 12/28/14

SEASON

343	Tacko Fall, UCF, 2016-17 (32 games)
321	Daniel Hamilton, UConn, 2015-16 (36 games)
317	Dedric Lawson, Memphis, 2-16-17 (32 games)
311	Montrezl Harrell, Louisville, 2013-14 (37 games)
307	Dedric Lawson, Memphis, 2015-16 (33 games)*

CAREER

817	Gary Clark, Cincinnati, 2014-pr.
776	Ben Moore, SMU, 2013-17
692	Shaq Goodwin, Memphis, 2013-16
651	Sterling Brown, SMU, 2013-17
615	Dedric Lawson, Memphis, 2015-17

REBOUNDS PER GAME, SEASON

9.9	Dedric Lawson, Memphis, 2016-17 (317 rebounds, 32 games)
9.5	Tacko Fall, UCF, 2016-17 (343 rebounds, 36 games)
9.3	Dedric Lawson, Memphis, 2015-16 (307 rebounds, 33 games)*
8.9	Daniel Hamilton, UConn, 2015-16 (321 rebounds, 36 games)
8.8	Gary Clark, Cincinnati, 2015-16 (290 rebounds, 33 games)
8.6	Anthony Lee, Temple, 2013-14 (240 rebounds, 28 games)

FRESHMAN REBOUNDS PER GAME, SEASON

9.3	Dedric Lawson, Memphis, 2015-16 (307 rebounds, 33 games)
7.6	Daniel Hamilton, UConn, 2014-15 (267 rebounds, 35 games)
7.2	Gary Clark, Cincinnati, 2014-15 (246 rebounds, 34 games)
6.8	Tulio Da Silva, USF, 2016-17 (203, 30 games)
6.3	Kentrell Barkley, ECU, 2015-16 (195 rebounds, 31 games)

10-REBOUND GAMES, SEASON

20	Dedric Lawson, Memphis, 2016-17
19	Dedric Lawson, Memphis, 2015-16*
17	Tacko Fall, UCF, 2016-17
14	Montrezl Harrell, Louisville, 2013-14
	Daniel Hamilton, UConn, 2015-16
12	Anthony Lee, Temple, 2013-14
	K.J. Lawson, Memphis, 2016-17
11	Jaylen Bond, Temple, 2014-15
	Ben Moore, SMU, 2016-17



SMU's Nic Moore wrapped his career as The American's all-time leader in points, assists and steals.

INDIVIDUAL RECORDS

ASSISTS

GAME	
13	Russ Smith, Louisville vs. UConn, 3/8/14 Brandon Goodwin, UCF at Tulane, 2/19/15
12	Anthony Collins, USF vs. Hofstra, 11/25/14 Jonathan Stark, Tulane vs. Temple, 1/7/15 Nic Moore, SMU vs. ECU, 1/13/16 Jalen Adams, UConn vs. Temple, 1/11/17 Jalen Adams, UConn at USF, 1/25/17 Malik Morgan, Tulane at ECU, 2/4/17

SEASON	
195	Shabazz Napier, UConn, 2013-14 (40 games) Jalen Adams, UConn, 2016-17 (32 games)
181	Nic Moore, SMU, 2013-14 (37 games)
175	Nic Moore, SMU, 2014-15 (34 games)
172	Russ Smith, Louisville, 2013-14 (37 games)
170	Daniel Hamilton, UConn, 2015-16 (36 games)

CAREER	
515	Troy Caupain, Cincinnati, 2013-17
508	Nic Moore, SMU, 2013-16
298	Daniel Hamilton, UConn, 2014-16
282	Jalen Adams, UConn, 2015-pr.
276	Josh Brown, Temple, 2013-pr.

ASSISTS PER GAME, SEASON	
6.10	Jalen Adams, UConn, 2016-17 (195 assists, 32 games)
5.5	L.J. Rose, Houston, 2013-14 (154 assists, 28 games)
5.24	Nic Moore, SMU, 2015-16 (152 assists, 29 games)
5.21	Anthony Collins, USF, 2014-15 (167 assists, 32 games)
5.1	Nic Moore, SMU, 2014-15 (175 assists, 34 games)
4.89	Nic Moore, SMU, 2013-14 (181 assists, 37 games)
4.878	Josh Brown, Temple, 2015-16 (161 assists, 33 games)
4.875	Shabazz Napier, UConn, 2013-14 (195 assists, 40 games)

ASSISTS PER GAME, CAREER	
5.43	L.J. Rose, Houston, 2013-15 (255 assists, 47 games)
5.35	Anthony Collins, USF, 2013-15 (214 assists, 40 games)
5.08	Nic Moore, SMU, 2013-16 (508 assists, 100 games)
4.35	Will Cummings, Temple, 2013-15 (283 assists, 65 games)
4.20	Daniel Hamilton, UConn, 2014-16 (298 assists, 71 games)

FRESHMAN ASSISTS PER GAME, SEASON	
3.7	Daniel Hamilton, UConn, 2014-15 (128 assists, 35 games)
3.5	Jeremy Sheppard, ECU, 2016-17 (104 assists, 30 games)
3.4	Calen Robinson, Jr., Houston, 2015-16 (110 assists, 34 games)
3.0	Kentrell Barkley, ECU, 2015-16 (93 assists, 31 games)
2.7	Shake Milton, SMU, 2015-16 (82 assists, 30 games)

10-ASSIST GAMES, SEASON	
5	Jalen Adams, UConn, 2016-17
3	Shabazz Napier, UConn, 2013-14 L.J. Rose, Houston, 2013-14 Russ Smith, Louisville, 2013-14 Anthony Collins, USF, 2014-15

BLOCKS

GAME	
9	Yanick Moreira, SMU vs. Midwestern State, 12/29/14 Amida Brimah, UConn vs. Maine, 11/13/15
8	Austin Nichols, Memphis vs. Oral Roberts, 12/20/14 Amida Brimah, UConn at Tulane, 2/7/15 Dedric Lawson, Memphis vs. UAB, 12/10/16 Amida Brimah, UConn vs. Northeastern, 11/4/16
7	15 Times Most Recent: Andre Washington, ECU at Tulane, 2/21/17

SEASON	
121	Amida Brimah, UConn, 2014-15 (35 games)
99	Justin Jackson, Cincinnati, 2013-14 (34 games)
93	Austin Nichols, Memphis, 2014-15 (93 games)
95	Andre Washington, ECU, 2016-17 (33 games)
94	Tacko Fall, UCF, 2016-17 (36 games)

CAREER	
361	Amida Brimah, UConn, 2013-17
164	Tacko Fall, UCF, 2015-pr.
157	Shaq Goodwin, Memphis, 2013-16
136	Gary Clark, Cincinnati, 2014-pr.
117	Octavius Ellis, Cincinnati, 2014-16

BLOCKS PER GAME, SEASON	
3.5	Amida Brimah, UConn, 2014-15 (121 blocks, 35 games)
3.4	Austin Nichols, Memphis, 2014-15 (93 blocks, 27 games)
2.9	Justin Jackson, Cincinnati, 2013-14 (99 blocks, 34 games) Andre Washington, ECU, 2016-17 (95 blocks, 33 games)
2.8	TaShawn Thomas, Houston, 2013-14 (91 blocks, 33 games)

BLOCKS PER GAME, CAREER	
2.76	Amida Brimah, UConn, 2013-17 (367 blocks, 133 games)
2.48	Tacko Fall, UCF, 2015-pr. (164 blocks, 66 games)
2.21	Austin Nichols, Memphis, 2013-15 (135 blocks, 61 games)
1.75	Octavius Ellis, Cincinnati, 2014-16 (117 blocks, 67 games)
1.60	Shaq Goodwin, Memphis, 2013-16 (157 blocks, 65 games)

STEALS

GAME	
7	Chris Crawford, Memphis vs. Jackson State, 12/28/13 Nic Moore, SMU vs. Texas Southern, 11/26/14 Will Cummings, Temple at SMU, 2/19/15 Josh Brown, Temple vs. DePaul, 12/10/16
6	11 Times Most Recent: Quinton Rose, Temple at USF, 3/5/17

SEASON	
74	Russ Smith, Louisville, 2013-14 (37 games)
73	Chris Jones, Louisville, 2013-14 (33 games) Shabazz Napier, UConn, 2013-14 (40 games)
67	Shaquille Harrison, Tulsa, 2014-15 (34 games) Will Cummings, Temple, 2014-15 (36 game)

CAREER	
151	Troy Caupain, Cincinnati, 2013-17
136	Nic Moore, SMU, 2013-16
127	Shaquille Harrison, Tulsa, 2014-16
110	Will Cummings, Temple, 2013-15 Markus Kennedy, SMU, 2013-16

STEALS PER GAME, SEASON	
2.2	Chris Jones, Louisville, 2013-14 (73 steals, 33 games)
2.0	Russ Smith, Louisville, 2013-14 (74 steals, 37 games)
1.97	Shaquille Harrison, Tulsa, 2014-15 (67 steals, 34 games)
1.9	Melvin Fraizier, Tulane, 2016-17 (56 steals, 30 games)
1.88	Shaquille Harrison, Tulsa, 2015-16 (60 steals, 32 games)
1.86	Will Cummings, Temple, 2014-15 (67 steals, 36 games)

STEALS PER GAME, CAREER	
1.92	Shaquille Harrison, Tulsa, 2014-16 (127 steals, 67 games)
1.69	Will Cummings, Temple, 2013-15 (110 steals, 65 games)
1.53	Anthony Collins, USF, 2013-15 (61 steals, 40 games)
1.48	Markus Kennedy, SMU, 2013-15 (90 steals, 61 games)
1.47	Ryan Boatright, UConn, 2013-15 (107 steals, 73 games)

* - Freshman record



Amida Brimah owns The American season and career blocks records.

TEAM RECORDS

POINTS	
POINTS, GAME	
119	Cincinnati vs. Fairleigh Dickinson, 12/17/16
116	Rutgers vs. Stillman, 11/25/13
113	Louisville vs. Louisiana, 12/7/13
110	Houston vs. Prairie View A&M, 11/18/15
106	UConn vs. Coppin State, 12/14/14
	Cincinnati vs. Robert Morris, 11/15/15
COMBINED POINTS, GAME	
205	Rutgers (116) vs. Stillman (89), 11/25/13
201	UConn (104) vs. Cincinnati (97), 3/11/16 (4ot)
193	Memphis (99) at Oklahoma (94), 12/17/16 (ot)
192	Tulane (100) at ECU (92), 2/10/16 (3ot)
	Memphis (100) vs. Iowa (92), 11/26/16
FEWEST POINTS, GAME	
31	Rutgers vs. Louisville, 3/13/14
37	Tulane at Temple, 1/31/15
35	ECU vs. Charleston, 12/15/16
39	Temple at Tulsa, 2/22/15
	ECU at USF, 3/2/16
POINTS, HALF	
65	Cincinnati vs. Fairleigh Dickinson, 12/17/16 (1st)
64	UConn vs. Oklahoma State, 11/21/16 (2nd)
63	Temple vs. Long Island, 12/21/13 (2nd)
60	Rutgers vs. Stillman, 11/25/13 (1st)
FEWEST POINTS, HALF	
14	USF vs. UConn, 2/12/14 (1st)
15	Rutgers vs. Louisville, 3/13/14 (2nd)
13	ECU vs. Charleston, 12/15/16
POINTS, SEASON	
2,998	Louisville, 2013-14 (37 games)
2,873	UConn, 2013-14 (40 games)
2,674	Cincinnati, 2016-17 (36 games)
2,627	SMU, 2013-14 (37 games)
2,614	Memphis, 2013-14 (34 games)
POINTS PER GAME	
81.0	Louisville, 2013-14 (2,998 points, 37 games)
77.4	Houston, 2015-16 (2,476 points, 32 games)
77.3	SMU, 2015-16 (2,319 points, 30 games)
76.9	Memphis, 2013-14 (2,614 points, 34 games)
76.6	Memphis, 2015-16 (2,603 points, 34 games)
POINTS ALLOWED PER GAME	
55.8	Cincinnati, 2014-15 (1,898 points, 34 games)
58.4	Cincinnati, 2013-14 (1,986 points, 34 games)
59.8	SMU, 2014-15 (2,032 points, 34 games)
60.0	SMU, 2016-17 (2,100 points, 35 games)
60.6	UConn, 2014-15 (2,059 points, 34 games)
SCORING MARGIN, GAME	
62	Cincinnati (106) vs. Robert Morris (44), 11/15/15
61	Louisville (92) vs. Rutgers (31), 3/13/14
54	SMU (98) vs. New Hampshire (44), 12/5/15
51	Cincinnati (119) vs. Fairleigh Dickinson (68), 12/17/16
48	Louisville (102) vs. Rutgers (54), 2/16/14
SCORING MARGIN, SEASON	
19.9	Louisville, 2013-14
13.9	SMU, 2015-16
14.3	SMU, 2016-17
12.9	Cincinnati, 2016-17
10.0	Cincinnati, 2013-14

FIELD GOALS	
FIELD GOALS MADE, GAME	
44	Memphis vs. Fairleigh Dickinson, 12/17/16
43	Cincinnati vs. McNeese 11/22/16
41	Rutgers vs. Stillman, 12/25/13
39	Houston vs. Florida A&M, 11/21/15
	SMU vs. New Hampshire, 11/21/15
38	Louisville vs. Louisiana, 12/7/13
	UCF vs. Jacksonville, 12/17/13
	Temple at Long Island, 12/21/13
	Memphis vs. LeMoyne-Owen, 1/18/14
	Tulane at UCF, 1/14/15
	Memphis vs. UCF, 1/17/15
FIELD GOALS MADE, SEASON	
1,051	Louisville, 2013-14
969	Cincinnati, 2016-17
971	UConn, 2013-14
958	Memphis, 2013-14
944	SMU, 2015-16
FIELD GOALS ATTEMPTED, GAME	
85	Cincinnati vs. Chicago State, 12/23/13
82	UConn vs. Cincinnati, 3/11/16 (4ot)
	Cincinnati vs. UConn, 3/11/16 (4ot)
80	Tulane at UCF, 1/14/15
77	Louisville vs. Missouri-Kansas City, 12/4/13
	Rutgers at Houston, 1/19/14
	Temple vs. UCF, 3/12/14
	Temple vs. Delaware State, 12/28/14
	Memphis vs. Savannah State, 11/19/16
FIELD GOALS ATTEMPTED, SEASON	
2,232	Louisville, 2013-14
2,175	UCF, 2016-17
2,162	UConn, 2013-14
2,149	Temple, 2014-15
2,124	Memphis, 2015-16
FIELD GOAL PERCENTAGE, GAME	
.667	SMU vs. Arkansas-Pine Bluff, 11/24/13 (32-48)
.660	Tulane vs. USF, 2/18/17 (33-50)
.647	Cincinnati vs. UCF, 2/25/15 (33-51)
.640	Houston vs. Murray State, 12/2/15 (32-50)
	UConn vs. UMass-Lowell, 12/20/15 (32-50)
FIELD GOAL PERCENTAGE, SEASON	
.497	SMU, 2015-16 (858-1,727)
.483	SMU, 2013-14 (937-1,938)
.477	Memphis, 2013-14 (958-2,009)
.475	SMU, 2014-15 (832-1,750)
.472	SMU, 2016-17 (914-1936)
FIELD GOAL PERCENTAGE DEFENSE, SEASON	
.365	UCF, 2016-17 (793-2175)
.381	SMU, 2014-15 (691-1,815)
.385	SMU, 2013-14 (762-1,977)
.386	UConn, 2015-16 (785-2,033)
.388	Cincinnati, 2014-15 (700-1,804)
3-POINT FIELD GOALS	
3-POINT FIELD GOALS MADE, GAME	
16	Louisville vs. Rutgers, 2/16/14
	Temple at Delaware, 12/18/14
	Tulane at UCF, 1/14/15
	UConn vs. USF, 2/8/17
	ECU vs. South Carolina State, 12/22/15
15	Temple at Long Island, 12/21/13
	Louisville vs. Houston, 1/16/14
	SMU vs. USF, 1/17/17
3-POINT FIELD GOALS MADE, SEASON	
288	Louisville, 2013-14
287	UConn, 2013-14
	Temple, 2016-17
286	SMU, 2016-17
268	Houston, 2016-17

3-POINT FIELD GOALS ATTEMPTED, GAME	
38	Houston vs. Morgan State, 11/22/14
	ECU vs. Houston, 1/30/16
37	ECU at James Madison, 12/20/15
	UCF vs. USF, 1/17/17
36	Temple vs. Tulane, 2/25/17
3-POINT FIELD GOALS ATTEMPTED, SEASON	
809	Houston, 2014-15
807	Temple, 2016-17
783	Louisville, 2013-14
772	Temple, 2014-15
765	Cincinnati, 2016-17
3-POINT FIELD GOAL PERCENTAGE, GAME	
.750	Cincinnati vs. UCF, 2/25/15 (6-8)
.714	SMU vs. McNeese State, 12/2/13 (10-14)
.692	UConn at UCF, 2/11/17 (9-13)
.667	Houston vs. Murray State, 12/2/15 (10-15)
	SMU at Tulsa, 12/29/15 (10-15)
	Memphis vs. Louisville, 3/1/14 (6-9)
	UConn vs. USF, 2/8/17
3-POINT FIELD GOAL PERCENTAGE, SEASON	
.420	SMU, 2015-16 (194-462)
.406	SMU, 2016-17
.394	Houston, 2016-17
.387	UConn, 2013-14 (287-741)
.379	SMU, 2013-14 (174-459)
3-POINT FIELD GOAL DEFENSE, SEASON	
.286	Louisville, 2013-14 (170-594)
.303	Houston, 2015-16 (195-643)
.304	Memphis, 2014-15 (164-540)
.305	Memphis, 2015-16 (203-666)
.308	Memphis, 2013-14 (180-585)
FREE THROWS	
FREE THROWS MADE, GAME	
41	Louisville at Rutgers, 1/4/14
	Cincinnati vs. Arkansas-Pine Bluff, 11/22/15
38	Cincinnati vs. UConn, 3/11/17
36	ECU vs. NC Wesleyan, 11/14/14
	UCF vs. Bethune-Cookman, 12/22/15
34	Temple vs. Louisiana Tech, 11/17/14
FREE THROWS MADE, SEASON	
644	UConn, 2013-14
643	Memphis, 2015-16
608	Louisville, 2013-14
579	SMU, 2013-14
541	SMU, 2014-15
FREE THROWS ATTEMPTED, GAME	
59	Cincinnati vs. Arkansas-Pine Bluff, 11/22/15
51	ECU vs. UNC Wilmington, 12/16/15
50	Memphis vs. Nicholls State, 11/23/13
49	Temple vs. Louisiana Tech, 11/17/14
46	Louisville at Rutgers, 1/4/14
	ECU vs. NC Wesleyan, 11/14/14
	Cincinnati vs. UConn, 3/11/17
FREE THROWS ATTEMPTED, SEASON	
920	Louisville, 2013-14
890	Memphis, 2015-16
849	UConn, 2013-14
848	SMU, 2013-14
828	Memphis, 2013-14
FREE THROW PERCENTAGE, GAME (Min. 8 FTM)	
1.000	UConn vs. Kentucky, 4/7/14 (10-10)
	Houston vs. Texas-Pan American, 12/4/14 (9-9)
	UConn vs. Furman, 11/21/15 (8-8)
	Houston vs. Liberty, 12/21/16 (8-8)
.955	UConn vs. Michigan State, 3/30/14 (21-22)
.944	Cincinnati at Louisville, 1/30/14 (17-18)
FREE THROW PERCENTAGE, SEASON	
.793	UConn, 2015-16 (488-615)
.777	UConn, 2013-14 (644-829)
.729	Tulsa, 2016-17 (522-716)
.723	Temple, 2016-17 (366-506)
.708	Cincinnati, 2013-14 (519-733)

REBOUNDS

GAME	
69	Cincinnati vs. Chicago State, 12/23/13
63	ECU vs. Stetson, 11/20/16
62	Houston vs. Morgan State, 11/22/14
	SMU vs. Nicholls State, 12/16/15
59	ECU vs. Virginia-Lynchburg, 11/20/14
	UCF vs. Nicholls State, 11/14/16

SEASON

1,468	UCF, 2016-17
1,410	Temple, 2014-15
1,396	UConn, 2013-14
	Louisville, 2013-14
1,375	Memphis, 2015-16
1,333	SMU, 2013-14

REBOUNDS PER GAME

40.4	Memphis, 2015-16
39.4	SMU, 2015-16
39.1	Cincinnati, 2015-16
38.8	UCF, 2015-16
38.5	USF, 2015-16

REBOUND MARGIN, SEASON

10.2	SMU, 2015-16
8.7	SMU, 2016-17
8.2	UCF, 2016-17
6.7	SMU, 2014-15
4.8	SMU, 2013-14
4.7	Cincinnati, 2015-16

ASSISTS

GAME	
35	Memphis vs. McNeese State, 11/22/16
32	Cincinnati vs. Robert Morris, 11/15/15
29	Memphis vs. LeMoyne-Owen, 1/18/14
	Cincinnati vs. Fairleigh Dickinson, 12/17/16

SEASON

591	Memphis, 2013-14
568	Louisville, 2013-14
567	SMU, 2016-17
561	SMU, 2013-14
559	Cincinnati, 2016-17

ASSISTS PER GAME

17.6	SMU, 2015-16
17.4	Memphis, 2013-14
16.2	SMU, 2016-17
15.9	Memphis, 2016-17
15.5	Cincinnati, 2016-17

BLOCKS

GAME	
15	Memphis vs. Oral Roberts, 12/20/14
	UConn vs. Maine, 11/13/15
14	Houston vs. Lehigh, 11/17/13
	UConn vs. UCF, 1/11/14
	UCF vs. Temple, 3/12/14

SEASON

230	UConn, 2013-14
208	Memphis, 2014-15
192	Cincinnati, 2015-16
188	Cincinnati, 2013-14
185	Cincinnati, 2014-15
	Memphis, 2015-16

BLOCKS PER GAME

6.5	Memphis, 2014-15
5.8	UConn, 2013-14
5.8	Cincinnati, 2015-16
5.5	Cincinnati, 2013-14
5.5	Houston, 2013-14

STEALS

GAME	
19	Louisville vs. Rutgers, 3/13/14
17	Louisville at SMU, 3/5/14
	ECU vs. NC Wesleyan, 11/14/14
16	Louisville vs. Hartford, 11/19/13
	Temple at USF, 3/5/17

SEASON

370	Louisville, 2013-14
294	Memphis, 2013-14
282	SMU, 2013-14
281	UConn, 2013-14
268	Cincinnati, 2013-14

STEALS PER GAME

10.0	Louisville, 2013-14
8.6	Memphis, 2013-14
7.9	Cincinnati, 2013-14
7.8	Cincinnati, 2015-16
7.6	SMU, 2013-14

TURNOVERS

GAME	
26	Rutgers vs. Louisville, 3/13/14
	Houston vs. Arkansas-Pine Bluff, 12/17/14
24	Memphis vs. Wichita State, 11/18/14
	USF at UAB, 11/20/14
	USF at Cincinnati, /29/17
23	USF vs. Louisville, 1/22/13
	SMU vs. Louisville, 3/5/14
	Tulsa vs. San Diego State, 12/23/16

FEWEST, GAME

1	Houston vs. UConn, 2/1/15
3	Louisville vs. Charleston, 11/9/13
	Rutgers at Alabama-Birmingham, 11/11/13
	UConn vs. Boston College, 11/21/13
	Cincinnati vs. Memphis, 3/6/14
	Memphis vs. Jacksonville State, 2/4/15
	UConn vs. Cincinnati, 3/13/15
	Cincinnati vs. Texas Southern, 12/13/16

MISCELLANEOUS RECORDS**WINS, SEASON**

32	UConn, 2013-14
31	Louisville, 2013-14
30	Cincinnati, 2016-17
	SMU, 2016-17
27	Cincinnati, 2013-14
	SMU, 2013-14
	SMU, 2014-15

CONSECUTIVE WINS

18	SMU, 11/14/15-1/19/16
16	SMU, 1/15/17-3/17/17
15	Cincinnati, 12/17/13-2/6/14
	Cincinnati, 12/13/16-2/12/17
12	Tulsa, 12/17/14-2/5/15

CONFERENCE WINS, SEASON

17	SMU, 2016-17
16	Cincinnati, 2016-17
15	Cincinnati, 2013-14
	Louisville, 2013-14
	SMU, 2014-15

CONSECUTIVE CONFERENCE WINS

13	SMU, 1/15/17-pr.
12	Cincinnati, 12/28/16-2/12/17
11	Cincinnati, 1/1/14-2/6/14
10	Tulsa, 12/31/14-2/5/15
8	SMU, 1/8/15-1/31/15

LOSSES, SEASON

25	USF, 2015-16
	Tulane, 2016-17
23	USF, 2014-15
	USF, 2016-17
22	Temple, 2013-14
	Tulane, 2015-16

CONSECUTIVE LOSSES

12	USF, 12/28/16-2/8/17
11	USF, 1/6/15-2/14/15
9	USF, 2/8/14-3/12/14
	USF, 12/19/15-1/20/16
	Tulane, 1/15/17-2/15/17

CONFERENCE LOSSES, SEASON

17	USF, 2016-17
15	USF, 2013-14
	USF, 2014-15
	USF, 2015-16
	Tulane, 2016-17

CONSECUTIVE CONFERENCE LOSSES

12	USF, 12/28/16-2/8/17
11	USF, 1/6/15-2/14/15
9	USF, 2/8/14-12/31/14
	Tulane, 1/15/17-2/15/17
8	Houston, 12/31/14-1/24/15

GAMES PLAYED, SEASON

40	UConn, 2013-14
37	Louisville, 2013-14
	SMU, 2013-14
	Temple, 2014-15
36	UConn, 2015-16
	Cincinnati, 2016-17
	UCF, 2016-17

FOULS, GAME

41	Memphis at South Carolina, 1/2/16
35	Houston vs. Wyoming, 12/22/15
32	Rutgers vs. Louisville, 1/4/14
	Tulane vs. SE Louisiana, 11/14/16
	UConn at Cincinnati, 3/11/17

ATTENDANCE, HOME GAME

22,782	Louisville vs. UConn, 3/8/14
--------	------------------------------

ATTENDANCE, ALL GAMES

79,444	UConn vs. Florida, 4/5/14 (NCAA Final Four)
--------	---

AVERAGE ATTENDANCE, HOME

21,282	Louisville, 2013-14
--------	---------------------

CHAMPIONSHIP RECORDS

POINTS			MADE - TEAM			INDIVIDUAL - OFFENSIVE				
INDIVIDUAL	Half:	27	Russ Smith, Louisville vs. Houston, 3/14/14	Half:	8	UConn (2H) vs. USF, 3/12/15	Game:	6	Sterling Brown, SMU vs. UConn, 3/15/15	
	Game:	42	Russ Smith, Louisville vs. Houston, 3/14/14		8	ECU (1H) vs. SMU, 3/13/15		6	Jaylen Bond, Temple vs. USF, 3/11/16	
	Freshman:	22	Jalen Adams, UConn vs. Cincinnati, 3/11/16	Game:	15	UConn (2H) vs. Cincinnati, 3/13/15	Freshman:	5	Ruben Guerrero, USF vs. UConn, 3/12/15	
		22	Dedric Lawson, Memphis vs. Tulsa, 3/11/16	Game, Combined:	20 (10-10)	ECU vs. SMU, 3/13/15	Tournament:	12	Sterling Brown, SMU, 2015 (2,4,6)	
		22	B.J. Taylor, UCF vs. ECU (ot), 3/12/15	Tournament:	29	UConn vs. Cincinnati (4ot), 3/11/16				
Tournament:	77	Russ Smith, Louisville, 2014 (16,42,19)			UConn, 2015 (11,11,7)					
TEAM			ATTEMPTS - INDIVIDUAL			TEAM - OFFENSIVE				
Half:	58	Louisville (1st Half) vs. Rutgers, 3/13/14	Game:	13	Rodney Purvis, UConn vs. SMU, 3/15/15	Game:	23	Cincinnati vs. UConn (4ot), 3/11/16		
Game:	104	UConn vs. Cincinnati (4ot), 3/11/16	Freshman Game:	8	Troy Holston Jr., USF vs. UConn, 3/12/15	Tournament:	47	Louisville, 2014 (18,13,16)		
Half, Combined:	92 (43-49)	Memphis vs. Temple (2H), 3/13/15		8	Daniel Hamilton, UConn vs. Cincinnati, 3/13/15					
Game, Combined:	201 (104-97)	UConn vs. Cincinnati (4ot), 3/11/16	Tournament:	37	Ryan Boatright, UConn, 2015 (7,12,9,9)					
Low, Half:	14	USF (1H) vs. UConn, 3/12/15	ATTEMPTS - TEAM			REBOUND MARGIN				
Low, Game:	31	Rutgers vs. Louisville, 3/13/14	Game:	35	ECU vs. SMU, 3/13/15	Game:	+17 (50-33)	Louisville vs. Rutgers, 3/13/14		
Low Comb. Half:	42 (19-23)	UConn vs. Tulsa, 3/14/15	Game, Combined:	52	UConn vs. Cincinnati (4ot), 3/11/16	Tournament:	+33 (122-89)	SMU, 2014		
Low Comb. Game:	89 (47-42)	UConn vs. Tulsa, 3/14/15	Tournament:	88	UConn, 2015 (17,30,16,25)					
Tournament:	257	Louisville, 2014 (92,94,71)	PERCENTAGE - INDIVIDUAL			ASSISTS				
FIELD GOALS			Game (min. 4 att.):	80% (4-5)	Daniel Hamilton, UConn vs. USF, 3/12/15	INDIVIDUAL	Game:	9	Will Cummings, Temple vs. UCF, 3/12/14	
			Tourn. (min. 10 att.):	69.2% (9-13)	Niels Giffey, UConn, 2014		Freshman:	8	Jalen Adams, UConn vs. Temple, 3/12/16	
			PERCENTAGE - TEAM (Min. 10 Att.)					8	Lance Tejada, ECU vs. UCF, 3/12/15	
			Half:	72.7 % (8-11)	UConn vs. USF, 3/12/15		Tournament:	16	Daniel Hamilton, UConn, 2015	
			Game:	64.7% (11-17)	UConn vs. USF, 3/12/15			16	Daniel Hamilton, UConn, 2016	
			Low, Game:	0% (0-4)	Rutgers vs. USF, 3/12/14	TEAM				
			FREE THROWS			Game:	22	Temple vs. UCF (2ot), 3/12/14		
			MADE - INDIVIDUAL				22	Louisville vs. Houston, 3/14/14		
MADE - INDIVIDUAL	Half:	8	Russ Smith, Louisville vs. Houston, 3/14/14	Game:	15	Gary Clark, Cincinnati at UConn, 3/11/17	Tournament:	49	Louisville, 2014 (16,22,11)	
	Game:	14	Russ Smith, Louisville vs. Houston, 3/14/14	Freshman:	7	Dedric Lawson, Memphis vs. UConn, 3/13/16				
	Freshman:	8	Jalen Adams, UConn vs. Cincinnati, 3/11/16	Tournament:	21	Markus Kennedy, SMU, 2015 (7,9,5)				
		8	Dedric Lawson, Memphis vs. Tulsa, 3/11/16	MADE - TEAM			BLOCKS			
		8	B.J. Taylor, UCF vs. ECU (ot), 3/12/15	Half:	17	Louisville (1H) vs. Rutgers, 3/13/14	Game:	7	Amida Brimah, UConn vs. SMU, 3/15/15	
	Tournament:	25	Russ Smith, Louisville, 2014 (4,14,7)		17	SMU (2H) vs. UConn, 3/15/15	Freshman:	4	Amida Brimah, UConn vs. Cincinnati, 3/14/14	
							18	Amida Brimah, UConn, 2015 (5,1,5,7)		
						TEAM				
MADE - TEAM	Half:	19	UCF (2H) vs. ECU (ot), 3/12/15	Game:	38	Cincinnati at UConn, 3/11/17	Game:	14	UCF vs. Temple (2ot), 3/12/14	
		19	Louisville (2H) vs. Houston, 3/14/14	Game, Combined:	58 (38-20)	Cincinnati at UConn, 3/11/17	Tournament:	21	UConn, 2014 (8,8,5)	
	Game:	36	UConn vs. Cincinnati (4ot), 3/11/16	Tournament:	59	SMU, 2015 (19,15,25)		21	UConn, 2015 (5,2,7,7)	
	Half, Combined:	33 (16-17)	UCF vs. Temple (2ot), 3/12/14	ATTEMPTS - INDIVIDUAL			STEALS			
	Game, Combined:	67 (33-34)	UCF vs. Temple (2ot), 3/12/14	Game:	16	Gary Clark, Cincinnati at UConn, 3/11/17	Game:	6	Chris Jones, Louisville vs. Rutgers, 3/13/14	
	Low Half:	5	UConn vs. Cincinnati (4ot), 3/11/16	Freshman:	10	Dedric Lawson, Memphis vs. UConn, 3/13/16		6	Lance Tejada, ECU vs. UCF, 3/12/15	
		5	USF (1H) vs. UConn, 3/12/15	Tournament:	32	Markus Kennedy, SMU, 2015 (14,12,6)	Freshman:	6	Lance Tejada, ECU vs. UCF, 3/12/15	
		5	UConn (1H) vs. SMU, 3/15/15	ATTEMPTS - TEAM			Tournament:	9	Stephan Van Treese, Louisville, 2014 (4,3,2)	
		5	SMU (2H) vs. Houston, 3/13/14	Half:	23	Louisville (1H) vs. Rutgers, 3/13/14		9	Chris Jones, Louisville, 2014 (6,2,1)	
		5	Rutgers (2H) vs. Louisville, 3/13/14	Game:	46	Cincinnati at UConn, 3/11/17	TURNOVERS			
Low Game:	12	Rutgers vs. Louisville, 3/13/14	Game, Combined:	71 (46-25)	Cincinnati at UConn, 3/11/17	INDIVIDUAL	Game:	7	Kadeem Jack, Rutgers vs. Louisville, 3/13/14	
Low Comb. Half:	15 (10-5)	USF vs. UConn (1H), 3/12/15	Tournament:	84	SMU, 2015 (28,25,31)		Freshman:	4	Dedric Lawson, Memphis vs. Tulane, 3/12/16	
Low Comb. Game:	33 (17-16)	UConn vs. Tulsa, 3/14/15	PERCENTAGE - INDIVIDUAL (Min. 10 Att.)					4	Austin Nichols, Memphis vs. UConn, 3/13/14	
Tournament:	91	Louisville, 2014 (32,34,25)	Game:	93.8% (15-16)	Gary Clark, Cincinnati at UConn, 3/11/17		Tournament:	10	Dylan Osetkowski, Tulane, 2016 (2,3,5)	
				93.8% (15-16)	Will Cummings, Temple, 2015	TEAM				
ATTEMPTS - INDIVIDUAL	Game:	30	Troy Caupain, Cincinnati vs. UConn (4ot), 3/11/16	Half:	93.3% (14-15)	UCF (2H) vs. Tulane, 3/10/16	Game:	26	Rutgers vs. Louisville, 3/13/14	
	Freshman:	17	B.J. Taylor, UCF vs. ECU (ot), 3/12/15	Game:	91.7% (22-24)	UConn vs. Cincinnati (4ot), 3/11/16	Low, Game:	3	UConn vs. Cincinnati, 3/13/15	
		17	Dedric Lawson, Memphis vs. Tulsa, 3/11/16	Lowest/Game:	35.7% (5-14)	Tulane vs. Houston, 3/12/15	Low Comb. Game:	13	UConn vs. SMU, 3/15/15	
	Tournament:	49	Daniel Hamilton, UConn, 2016 (24,14,11)	REBOUNDS			Tournament:	43	UConn, 2014 (15,15,13)	
				INDIVIDUAL			MISCELLANEOUS			
			Half:	40	Louisville vs. Rutgers, 3/13/14	PERSONAL FOULS	Game:	32	UConn vs. Cincinnati, 3/11/17	
	Game:	82	UConn vs. Cincinnati (4ot), 3/11/16	Game:	82	Cincinnati vs. UConn (4ot), 3/11/16	Combined Game:	56	UConn vs. Cincinnati, 3/11/17	
		82	Cincinnati vs. UConn (4ot), 3/11/16	Tournament:	199	Louisville, 2014 (70,68,61)	Tournament:	61	UConn, 2016 (24,17,20)	
			PERCENTAGE - TEAM (Min. 10 Att.)			SCORING MARGIN				
PERCENTAGE - INDIVIDUAL (Min. 7 Attempts)	Game:	81.8% (9-11)	Niels Giffey, UConn vs. Memphis, 3/13/14	Half:	54	Cincinnati vs. UConn (4ot), 3/11/16	Game:	+61 (92-31)	Louisville vs. Rutgers, 3/13/14	
				Game:	126	Louisville, 2014 (50,38,38)	Tournament:	+100 (257-157)	Louisville, 2014	

YEAR-BY-YEAR STANDINGS

2016-17

SCHOOL	AMERICAN						OVERALL								TOURNAMENT RESULTS:
	W-L	PCT	PF	PA	H	A	W-L	PCT	PF	PA	H	A	N	STREAK	
SMU ¹⁵²³	17-1	.944	76.0	59.2	9-0	8-1	30-5	.857	74.3	60.0	18-0	8-3	4-2	Lost 1	First Round: Thursday, March 9 (9) ECU 80, (8) Temple 69 (7) Tulsa 66, (10) Tulane 60 (6) UConn 77, (11) USF 66
Cincinnati ¹⁸⁸²	16-2	.889	69.7	57.2	9-0	7-2	30-6	.833	74.3	61.3	18-0	9-3	3-3	Lost 1	
Houston	12-6	.667	69.6	64.4	6-3	6-3	21-11	.656	73.7	64.9	12-5	6-6	3-0	Lost 2	
UCF	11-7	.611	65.4	62.8	7-2	4-5	24-11	.686	67.5	61.0	15-3	7-6	2-2	Won 3	Quarterfinals: Friday, March 10 (1) SMU 81, (9) ECU 77 (4) UCF 84, (5) Memphis 54 (2) Cincinnati 80, (7) Tulsa 61 (6) UConn 74, (3) Houston 65
Memphis	9-9	.500	68.4	68.7	6-3	3-6	19-13	.594	74.0	70.7	14-4	4-7	1-2	Lost 2	
UConn	9-9	.500	65.7	64.5	6-3	3-6	16-17	.485	67.3	66.3	10-7	4-8	2-2	Lost 1	
Tulsa	8-10	.444	67.1	70.9	6-3	2-7	15-17	.469	67.4	70.3	10-5	3-9	2-3	Lost 1	Semifinals: Saturday, March 11 SMU 70, UCF 59 Cincinnati 81, UConn 71
Temple	7-11	.389	68.5	70.3	4-5	3-6	16-16	.500	70.9	71.2	9-7	4-8	3-1	Lost 1	
ECU	6-12	.333	59.5	66.6	5-4	1-8	15-18	.455	63.3	65.1	12-5	1-11	2-2	Lost 1	
Tulane	3-15	.167	70.1	79.6	2-7	1-8	6-25	.194	70.3	78.5	4-11	2-10	0-4	Lost 1	Championship: Sunday, March 12 SMU 71, Cincinnati 56
USF	1-17	.056	61.7	77.5	1-8	0-9	7-23	.233	64.8	74.5	6-11	1-12	0-0	Lost 6	

Final Associated Press Top 25: 21 - SMU; 18 - Cincinnati

Final USA Today Top 25: 22 - Cincinnati; 23 - SMU

NCAA (4): Cincinnati (Second Round), SMU (First Round)

NIT (2): UCF (Semifinalist), Houston (First Round)

2015-16

SCHOOL	AMERICAN						OVERALL								Tournament Results:
	W-L	PCT	PF	PA	H	A	W-L	PCT	PF	PA	H	A	N	STREAK	
Temple	14-4	.778	67.8	65.6	8-1	6-3	21-12	.636	68.7	67.6	11-3	8-4	2-5	Lost 2	First Round: Thursday, March 10
SMU ²⁴⁰⁸	13-5	.722	73.7	64.4	8-1	5-4	25-5	.833	77.3	63.4	16-1	7-4	2-0	Lost 1	(9) USF 71, (8) ECU 66
Houston	12-6	.667	74.2	68.0	6-3	6-3	22-10	.688	77.4	69.2	15-4	6-5	1-1	Lost 2	(10) Tulane 65, (7) UCF 63
Tulsa	12-6	.667	72.5	68.3	8-1	4-5	20-12	.625	73.6	69.6	12-4	6-6	2-2	Lost 2	
Cincinnati ²⁰⁰⁹	12-6	.667	68.3	61.9	8-1	4-5	22-11	.667	73.3	63.3	14-3	6-6	2-2	Lost 2	Quarterfinals: Friday, March 11
UConn ²⁰⁰⁹	11-7	.611	67.0	60.9	6-3	5-4	25-11	.694	73.1	63.5	14-3	6-4	5-4	Lost 1	(1) Temple 79, (9) USF 62
Memphis	8-10	.444	75.2	74.1	6-3	2-7	19-15	.559	76.6	70.3	15-6	3-8	1-1	Lost 1	(5) UConn 104, (4) Cincinnati 97 (4ot)
UCF	6-12	.333	64.6	71.6	3-6	3-6	12-18	.400	68.7	71.6	8-8	4-9	0-1	Lost 2	(10) Tulane 72, (2) Houston 69
ECU	4-14	.222	65.5	75.6	1-8	3-6	12-19	.387	68.4	71.9	8-8	3-10	1-1	Lost 1	(6) Memphis 89, (3) Tulsa 67
USF	4-14	.222	62.2	71.1	1-8	3-6	8-25	.242	63.2	71.3	4-14	3-9	1-2	Lost 1	
Tulane	3-15	.167	64.8	74.4	1-8	2-7	12-22	.353	65.9	70.5	6-10	3-11	3-1	Lost 1	Semifinals: Saturday, March 12
															UConn 77, Temple 62

Final Associated Press Top 25: 24 - SMU; rv - Cincinnati, UConn

Final USA Today Top 25: rv - Cincinnati, UConn

NCAA (4): UConn (Second Round), Cincinnati (First Round), Temple (First Round), Tulsa (First Round)

NIT (1): Houston (First Round)

2014-15

SCHOOL	AMERICAN						OVERALL								Tournament Results:
	W-L	PCT	PF	PA	H	A	W-L	PCT	PF	PA	H	A	N	STREAK	
SMU ¹⁸¹⁹	15-3	.833	68.9	58.6	8-1	7-2	27-7	.794	69.1	59.8	16-2	9-4	2-1	Lost 1	First Round: Thursday, March 12
Tulsa	14-4	.778	64.1	58.6	7-2	7-2	23-11	.676	64.4	60.7	13-5	8-5	2-1	Lost 1	(8) ECU 81, (9) UCF 80 (ot)
Cincinnati	13-5	.722	62.7	55.2	8-1	5-4	23-11	.676	62.1	55.8	15-3	6-5	2-3	Lost 1	(10) Houston 66, (7) Tulane 60
Temple	13-5	.722	64.1	58.7	7-2	6-3	26-11	.703	65.8	61.2	17-2	7-5	2-4	Lost 1	(6) UConn 69, (11) USF 43
Memphis	10-8	.556	66.1	63.3	5-4	5-4	18-14	.563	67.3	63.1	12-6	5-5	1-3	Lost 2	Quarterfinals: Friday, March 13
UConn	10-8	.556	63.2	60.3	7-2	3-6	20-15	.571	64.1	60.0	14-6	4-7	2-2	Lost 2	(1) SMU 74, (8) ECU 68
Tulane	6-12	.333	59.4	64.7	1-8	5-4	15-16	.484	63.6	64.0	9-9	6-5	0-2	Lost 1	(4) Temple 80, (5) Memphis 75
ECU	6-12	.333	58.1	63.6	5-4	1-8	14-19	.424	64.1	65.9	11-5	1-11	2-3	Lost 1	(2) Tulsa 59, (10) Houston 51
UCF	5-13	.278	64.5	72.9	3-6	2-7	12-18	.400	66.0	71.8	10-8	2-9	0-1	Lost 5	(6) UConn 57, (3) Cincinnati 54
Houston	4-14	.222	60.7	66.3	3-6	1-8	13-19	.406	64.4	65.5	9-8	2-9	2-2	Lost 1	
USF	3-15	.167	56.7	66.6	3-6	0-9	9-23	.281	61.6	68.4	8-9	1-13	0-1	Lost 2	Semifinals: Saturday, March 14

Final Associated Press Top 25: 18 - SMU

Final USA Today Top 25: 19, SMU

NCAA (2): Cincinnati (Second Round), SMU (Second Round)

NIT (1): Temple (Semifinalist)

2013-14

AMERICAN							OVERALL							TOURNAMENT RESULTS:	
SCHOOL	W-L	PCT	PF	PA	H	A	W-L	PCT	PF	PA	H	A	N	STREAK	
Cincinnati ¹⁵⁸²	15-3	.833	66.7	59.7	8-1	7-2	27-7	.794	68.4	58.4	18-1	7-3	2-3	Lost 2	First Round: Wednesday, March 12 (7) Rutgers 72, (10) USF 68 (9) UCF 94, (8) Temple 90 (2ot)
Louisville ⁵⁰⁹	15-3	.833	79.6	62.3	6-2	8-1	31-6	.838	81.0	61.1	16-2	9-2	6-2	Lost 1	
SMU ³⁴⁴	12-6	.667	69.4	63.5	8-1	4-5	27-10	.730	71.0	62.2	18-1	6-6	3-3	Lost 1	
UConn ¹⁸⁰¹	12-6	.667	70.7	63.4	7-2	5-4	32-8	.800	71.8	63.2	15-3	7-4	10-1	Won 6	Quarterfinals: Thursday, March 13 (6) Houston 68, (3) SMU 64 (2) Louisville 92, (7) Rutgers 31 (1) Cincinnati 61, (10) UCF 58 (4) UConn 72, (5) Memphis 53
Memphis ^{rv}	12-6	.667	75.8	71.4	7-2	5-4	24-10	.706	76.9	70.5	15-3	5-5	4-2	Lost 1	
Houston	8-10	.444	70.1	75.7	6-3	2-7	17-16	.515	71.1	73.0	12-4	3-9	2-3	Lost 1	
Rutgers	5-13	.278	68.6	76.3	4-5	1-8	12-21	.364	71.1	76.2	10-10	1-10	1-1	Lost 1	
Temple	4-14	.222	70.0	78.3	3-6	1-8	9-22	.290	73.9	78.1	4-10	3-9	2-3	Lost 1	
UCF	4-14	.222	67.8	77.3	3-6	1-8	13-18	.419	72.7	73.6	10-7	2-10	1-1	Lost 1	
USF	3-15	.167	62.7	73.5	1-8	2-7	12-20	.375	65.6	70.8	7-10	5-7	0-3	Lost 9	Semifinals: Friday, March 14

Final Associated Press Top 25: 5 - Louisville; 15 - Cincinnati; 18 - UConn; rv - Memphis

Final USA Today Top 25: 1 - UConn; 9 - Louisville; 22 - Cincinnati; rv - Memphis, SMU

NCAA (4): UConn (Champion), Cincinnati (Second Round), Louisville (Regional Semifinal), Memphis (Third Round)

NIT (1): SMU (Finalist)

MISCELLANEOUS RECORDS

ANNUAL MEN'S BASKETBALL CHAMPIONS

Year	Regular Season	Tournament
2013-14	Cincinnati, Louisville	Louisville
2014-15	SMU	SMU
2015-16	Temple	UConn
2016-17	SMU	SMU

CHAMPIONSHIPS BY SCHOOL

School	Reg. Season	Tournament	Total
SMU	2	2	4
Louisville	1	1	2
Cincinnati	1	0	1
UConn	0	1	1
Temple	1	0	1

CHAMPIONSHIP COACHES

Coach	School (Years Won)
Mick Cronin	Cincinnati (2013-14 rs)
Rick Pitino	Louisville (2013-14 rs, 2014 t)
Larry Brown	SMU (2014-15 rs, 2015 t)
Fran Dunphy	Temple (2015-16 rs)
Kevin Ollie	UConn (2016 t)
Tim Jankovich	SMU (2016-17 rs, 2017 t)

ALL-TIME CONFERENCE STANDINGS

(Regular season conference games against each other)

Team	GP	W-L	PCT.
Louisville	18	15-3	.833
SMU	72	57-15	.792
Cincinnati	72	56-16	.778
Tulsa	54	34-20	.630
UConn	72	42-30	.583
Temple	72	38-34	.528
Memphis	72	39-33	.542
Houston	72	36-36	.500
UCF	72	26-46	.361
ECU	54	16-38	.296
Rutgers	18	5-13	.278
Tulane	54	12-42	.222
USF	72	11-61	.153

COACHING RECORDS • ALL GAMES

Team	W-L	PCT.	YEARS
Tim Jankovich, SMU	39-5	.886	2015-present**
Rick Pitino, Louisville	31-6	.838	2013-14
Mick Cronin, Cincinnati	79-24	.767	2013-present*
Larry Brown, SMU	70-22	.761	2013-16**
Johnny Dawkins, UCF	24-12	.667	2016-present
Kevin Ollie, UConn	93-51	.646	2013-present
Josh Pastner, Memphis	61-39	.610	2013-16
Tubby Smith, Memphis	19-13	.594	2016-present
Frank Haith, Tulsa	58-40	.592	2014-present
Kelvin Sampson, Houston	56-40	.583	2014-present
Fran Dunphy, Temple	72-61	.541	2013-present
James Dickey, Houston	17-16	.515	2013-14
Ed Conroy, Tulane	27-38	.415	2014-16
Jeff Lebo, ECU	41-56	.423	2014-present
Donnie Jones, UCF	37-54	.407	2013-16
Stan Heath, USF	12-20	.375	2013-14
Eddie Jordan, Rutgers	12-21	.364	2013-14
Orlando Antigua, USF	23-55	.295	2014-17
Mike Dunleavy, Sr., Tulane	6-25	.194	2016-present
Murray Bartow, USF	1-16	.059	2017

COACHING RECORDS • CONFERENCE GAMES

Team	GP	W-L	PCT.	YEARS
Tim Jankovich, SMU	18	17-1	.944	2016-present
Rick Pitino, Louisville	18	15-3	.833	2013-14
Mick Cronin, Cincinnati	54	43-11	.796	2013-present*
Larry Brown, SMU	54	40-14	.741	2013-present
Frank Haith, Tulsa	54	34-20	.630	2014-present
Johnny Dawkins, UCF	18	11-7	.611	2016-present
Kevin Ollie, UConn	72	42-30	.583	2013-present
Josh Pastner, Memphis	54	30-24	.556	2013-16
Fran Dunphy, Temple	72	38-34	.528	2013-present
Kelvin Sampson, Houston	54	28-26	.519	2014-present
Tubby Smith, Memphis	18	9-9	.500	2016-present
James Dickey, Houston	18	8-10	.444	2013-14
Jeff Lebo, ECU	54	16-38	.296	2014-present
Donnie Jones, UCF	54	15-39	.278	2013-16
Eddie Jordan, Rutgers	18	5-13	.278	2013-14
Ed Conroy, Tulane	36	9-25	.250	2014-16
Orlando Antigua, USF	38	7-31	.184	2014-17
Mike Dunleavy, Sr., Tulane	18	3-15	.167	2016-present
Stan Heath, USF	18	3-15	.167	2013-14
Murray Bartow, USF	16	1-15	.063	2017

(*) did not coach in 2014-15 due to health condition

(**) Jankovich coached 9 games for SMU in 2015-16



YEARLY AWARDS

INDIVIDUAL HONORS

Player of the Year

2013-14 Shabazz Napier, G, UConn
2014-15 Nic Moore, G, SMU
2015-16 Nic Moore, G, SMU
2016-17 Semi Ojeleye, F, SMU

Scholar-Athlete of the Year

2013-14 Jimmy McDonnell, F, Temple
2014-15 Pat Lenehan, G, UConn
2015-16 Shaquille Harrison, G, Tulsa
2016-17 Semi Ojeleye, F, SMU

Defensive Player of the Year

Justin Jackson, F, Cincinnati
 Amida Brimah, C, UConn
 Gary Clark, F, Cincinnati
 Tacko Fall, C, UCF

Sixth Man Of The Year

Michael Dixon, Jr., G, Memphis
 Markus Kennedy, F, SMU
 Markus Kennedy, F, SMU
 Jarron Cumberland, G, Cincinnati
 Ben Emelogo II, G, SMU

Coach of the Year

Mick Cronin, Cincinnati
 Fran Dunphy, Temple
 Fran Dunphy, Temple
 Tim Jankovich, SMU

Most Improved Player

Montrezl Harrell, F, Louisville
 Yanick Moreira, C, SMU
 Prince Williams, G, ECU
 Cameron Reynolds, G, Tulane

Rookie of the Year

Austin Nichols, F, Memphis
 Daniel Hamilton, G/F, UConn
 Dedric Lawson, F, Memphis*
 K.J. Lawson, F, Memphis

Sportsmanship Award

Sean Kilpatrick, G, Cincinnati
 Shaq Goodwin, F, Memphis
 Ruben Guerrero, C, USF
 Troy Caupain, G, Cincinnati

ALL-LEAGUE TEAMS

FIRST TEAM

2013-14 Sean Kilpatrick, G, Cincinnati*
 Shabazz Napier, G, UConn*
 Montrezl Harrell, F, Louisville
 Russ Smith, G, Louisville*
 Nic Moore, G, SMU

2014-15 Ryan Boatright, G, UConn*
 Austin Nichols, F, Memphis
 Nic Moore, G, SMU*
 Will Cummings, G, Temple
 James Woodard, G, Tulsa

2015-16 Troy Caupain, G, Cincinnati*
 Shaq Goodwin, F, Memphis
 Nic Moore, G, SMU*
 Quenton DeCosey, G, Temple*
 James Woodard, G, Tulsa

2016-17 Jalen Adams, G, UConn
 Damyean Dotson, G, Houston
 Rob Gray, G, Houston
 Dedric Lawson, F, Memphis
 Semi Ojeleye, F, SMU

SECOND TEAM

Isaiah Sykes, G, UCF
 Justin Jackson, F, Cincinnati
 TaShawn Thomas, F, Houston
 Shaq Goodwin, F, Memphis
 Joe Jackson, G, Memphis
 Markus Kennedy, F, SMU

Octavius Ellis, F, Cincinnati
 Markus Kennedy, F, SMU
 Yanick Moreira, C, SMU
 Louis Dabney, G, Tulane
 Shaquille Harrison, G, Tulsa

Daniel Hamilton, G/F, UConn
 Gary Clark, F, Cincinnati
 Devonta Pollard, F, Houston
 Dedric Lawson, F, Memphis
 Shaquille Harrison, G, Tulsa

Sterling Brown, F, SMU
 Troy Caupain, G, Cincinnati
 Shake Milton, G, SMU
 Ben Moore, F, SMU
 B.J. Taylor, G, UCF
 Kyle Washington, F, Cincinnati

HONORABLE MENTION

Troy Caupain, G, Cincinnati
 Amida Brimah, C, UConn
 Daniel Hamilton, G/F, UConn
 Jaylen Bond, F, Temple

Shonn Miller, F, UConn
 Damyean Dotson, G, Houston

ALL-ROOKIE

Amida Brimah, UConn
 Terry Rozier, G, Louisville
 Austin Nichols, F, Memphis*
 John Egbunu, C, USF
 Chris Perry, F, USF

Adonys Henriquez, G, UCF
 B.J. Taylor, G, UCF
 Gary Clark, F, Cincinnati
 Daniel Hamilton, G/F, UConn*
 B.J. Tyson, G, ECU*

Kentrell Barkley, G/F, ECU
 Dedric Lawson, F, Memphis*
 Galen Robinson, Jr., G, Houston
 Jahmal McMurray, G, USF*
 Shake Milton, G, SMU*

Jarron Cumberland, G, Cincinnati
 Vance Jackson, F, UConn
 K.J. Lawson, F, Memphis
 Quinton Rose, G, Temple
 Jeremy Sheppard, G, ECU

* - unanimous selection



Previous award winners include (from left to right) Shabazz Napier, Sean Kilpatrick, Mick Cronin and Shaq Goodwin.

WEEKLY AWARDS

AMERICAN PLAYER OF THE WEEK

2013-14

Nov. 11	Kadeem Jack, F, Rutgers
Nov. 18	TaShawn Thomas, F, Houston
Nov. 25	Shabazz Napier, G, UConn
Dec. 2	Shaq Goodwin, F, Memphis
Dec. 9	Shabazz Napier, G, UConn
Dec. 16	TaShawn Thomas, F, Houston
Dec. 23	Justin Jackson, F, Cincinnati
Dec. 30	Justin Jackson, F, Cincinnati
Jan. 6	Justin Jackson, F, Cincinnati
Jan. 13	Shaq Goodwin, F, Memphis
Jan. 20	Russ Smith, G, Louisville
Jan. 27	Shabazz Napier, G, UConn
Feb. 3	Sean Kilpatrick, G, Cincinnati
Feb. 10	Sean Kilpatrick, G, Cincinnati
Feb. 17	Shabazz Napier, G, UConn
Feb. 24	Montrezl Harrell, F, Louisville
March 3	Shabazz Napier, G, UConn
March 10	Sean Kilpatrick, G, Cincinnati

2014-15

Nov. 17	Devonta Pollard, F, Houston
Nov. 24	Ryan Boatright, G, UConn
Dec. 1	Corey Allen Jr., G, USF
Dec. 8	James Woodard, G, Tulsa
Dec. 15	Amida Brimah, C, UConn
Dec. 22	Yanick Moreira, C, SMU
Dec. 29	Jesse Morgan, G, Temple
Jan. 5	Jonathan Stark, G, Tulane
Jan. 12	Shaquille Harrison, G, Tulsa
Jan. 19	James Woodard, G, Tulsa
Jan. 26	Nic Moore, G, SMU
Feb. 2	Markus Kennedy, F, SMU
Feb. 9	Ryan Boatright, G, UConn
Feb. 16	Will Cummings, G, Temple
Feb. 23	Austin Nichols, F, Memphis
March 2	Rodney Purvis, G, UConn
March 9	Farad Cobb, G, Cincinnati

2015-16

Nov. 16	James Woodard, G, Tulsa
Nov. 23	Shaquille Harrison, G, Tulsa
Nov. 30	Troy Caupain, G, Cincinnati
Dec. 7	Devonta Pollard, F, Houston
Dec. 14	Jordan Tolbert, F, SMU
Dec. 21	Jordan Tolbert, F, SMU
Dec. 28	Daniel Hamilton, G/F, UConn
Jan. 4	Rodney Purvis, G, UConn
Jan. 11	Quenton DeCosey, G, Temple
Jan. 18	Shaq Goodwin, F, Memphis
Jan. 25	Devin Coleman, G, Temple
Feb. 1	Rob Gray, Jr., G, Houston
Feb. 8	Daniel Hamilton, G/F, UConn
Feb. 15	Devonta Pollard, F, Houston
Feb. 22	Pat Birt, G, Tulsa
Feb. 29	Damyean Dotson, G, Houston
March 7	Troy Caupain, G, Cincinnati

2016-17

Nov. 14	Semi Ojeleye, Jr., F, SMU
Nov. 21	Tacko Fall, So., C, UCF
Nov. 28	Obi Enechionya, Jr., F, Temple
Dec. 5	Kyle Washington, Jr., F, Cincinnati
Dec. 12	Dedric Lawson, So., F, Memphis
Dec. 19	Dedric Lawson, So., F, Memphis
Dec. 26	Gary Clark, Jr., F, Cincinnati
Jan. 2	Rob Gray, R-Jr., G, Houston
Jan. 9	Markel Crawford, R-Jr., G, Memphis
Jan. 16	Sterling Taplin, So., G, Tulsa
Jan. 23	K.J. Lawson, R-Fr., G/F, Memphis
Jan. 30	Jarron Cumberland, Fr., G, Cincinnati
Feb. 6	Sterling Brown, Sr., G, SMU
Feb. 13	Semi Ojeleye, Jr., F, SMU
Feb. 20	Jalen Adams, So., G, UConn
Feb. 27	B.J. Taylor, R-So., G, UCF
March 6	Sterling Brown, Sr., G, SMU

AMERICAN ROOKIE OF THE WEEK

2013-14

Nov. 11	Chris Perry, F/C, USF
Nov. 18	Ben Moore, F, SMU
Nov. 25	Nick King, F/G, Memphis
Dec. 2	Austin Nichols, F, Memphis
Dec. 9	Chris Perry, F/C, USF
Dec. 16	Mangok Mathiang, F/C, Louisville
Dec. 23	Chris Perry, F/C, USF
Dec. 30	Chris Perry, F/C, USF
Jan. 6	Danrad Knowles, F, Houston
Jan. 13	Amida Brimah, C, UConn
Jan. 20	Danrad Knowles, F, Houston
Jan. 27	Ben Moore, F, SMU
Feb. 3	Chris Perry, F/C, USF
Feb. 10	Ben Moore, F, SMU
Feb. 17	Justin McBride, C, UCF
Feb. 24	Austin Nichols, F, Memphis
March 3	Austin Nichols, F, Memphis
March 10	Austin Nichols, F, Memphis

2014-15

Nov. 17	B.J. Taylor, G, UCF
Nov. 24	Daniel Hamilton, G/F, UConn
Dec. 1	B.J. Tyson, G, ECU
Dec. 8	Gary Clark, F, Cincinnati
Dec. 15	B.J. Tyson, G, ECU
Dec. 22	Adonys Henriquez, G, UCF
Dec. 29	B.J. Taylor, G, UCF
Jan. 5	Adonys Henriquez, G, UCF
Jan. 12	Adonys Henriquez, G, UCF
Jan. 19	B.J. Taylor, G, UCF
Jan. 26	Daniel Hamilton, G/F, UConn
Feb. 2	Obi Enechionya, F, Temple
Feb. 9	B.J. Tyson, G, ECU
Feb. 16	B.J. Tyson, G, ECU
Feb. 23	Daniel Hamilton, G/F, UConn
March 2	Daniel Hamilton, G/F, UConn
March 9	Troy Holston Jr., G, USF

2015-16

Nov. 16	Shake Milton, G, SMU
Nov. 23	Dedric Lawson, F, Memphis
Nov. 30	Dedric Lawson, F, Memphis
Dec. 7	Tacko Fall, C, UCF
Dec. 14	Kentrell Barkley, G/F, ECU
Dec. 21	Dedric Lawson, F, Memphis
Dec. 28	Jacob Evans, G/F, Cincinnati
Jan. 4	Shake Milton, G, SMU
Jan. 11	Dedric Lawson, F, Memphis
Jan. 18	Dedric Lawson, F, Memphis
Jan. 25	Jahmal McMurray, G, USF
Feb. 1	Galen Robinson, Jr., G, Houston
Feb. 8	Jalen Adams, G, UConn
Feb. 15	Dedric Lawson, F, Memphis
Feb. 22	Jahmal McMurray, G, USF
Feb. 29	Jacob Evans, G, Cincinnati
March 7	Tacko Fall, C, UCF

2016-17

Nov. 14	Quinton Rose, Fr., G, Temple
Nov. 21	Tulio Da Silva, Fr., F, USF
Nov. 28	Quinton Rose, Fr., G, Temple
Dec. 5	Jeremy Sheppard, Fr., G, ECU
Dec. 12	Ray Ona Embo, Fr., G, Tulane
Dec. 19	Jarron Cumberland, Fr., G, Cincinnati
Dec. 26	Alani Moore II, Fr., G, Temple
Jan. 2	Jarron Cumberland, Fr., G, Cincinnati
Jan. 9	Quinton Rose, Fr., G, Temple
Jan. 16	Vance Jackson, Fr., F, UConn
Jan. 23	Vance Jackson, Fr., F, UConn
Jan. 30	Christian Vital, Fr., G, UConn
Feb. 6	Malik Fitts, Fr., F, USF
Feb. 13	Quinton Rose, Fr., G, Temple
Feb. 20	Ray Ona Embo, Fr., G, Tulane
Feb. 27	Martins Igbanu, Fr., F, Tulsa
March 6	Jarron Cumberland, Fr., G, Cincinnati

PLAYER OF THE WEEK ALL-TIME LEADERS

Shabazz Napier, UConn.....	5
Sean Kilpatrick, Cincinnati.....	3
Justin Jackson, Cincinnati.....	3
Devonta Pollard, Houston.....	3
Shaq Goodwin, Memphis.....	3
James Woodard, Tulsa.....	3
TaShawn Thomas, Houston.....	2
Ryan Boatright, UConn.....	2
Troy Caupain, Cincinnati.....	2
Daniel Hamilton, UConn.....	2
Jordan Tolbert, SMU.....	2
Shaquille Harrison, Tulsa.....	2
Dedric Lawson, Memphis.....	2
Semi Ojeleye, SMU.....	2

ROOKIE OF THE WEEK ALL-TIME LEADERS

Dedric Lawson, Memphis.....	6
Chris Perry, USF.....	5
Austin Nichols, Memphis.....	4
B.J. Tyson, ECU.....	4
Daniel Hamilton, UConn.....	4
Quinton Rose, Temple.....	4
Ben Moore, SMU.....	3
Adonys Henriquez, UCF.....	3
B.J. Taylor, UCF.....	3
Jarron Cumberland, Cincinnati.....	3
Danrad Knowles, Houston.....	2
Tacko Fall, UCF.....	2
Jacob Evans, Cincinnati.....	2
Jahmal McMurray, USF.....	2
Shake Milton, SMU.....	2
Vance Jackson, UConn.....	2
Ray Ona Embo, Tulane.....	2



In his freshman year, Temple's Quinton Rose collected four American Athletic Conference Rookie of the Week accolades.

ALL-TIME COACHING RECORDS

UCF

Career	Years	Won	Lost	Pct.
Coach				
Torchy Clark	1963-63	14	273	.05
Chuck Machock	1963-65	2	24	.08
Phil Carter	1965-69	4	37	.10
Joe Dean	1969-93	4	37	.10
Kirk Speraw	1993-10	17	247	.06
Donnie Jones	2010-16	5	79	.06
Johnny Dawkins	2016-	1	24	.04
TOTALS	47	721	649	.526

Cincinnati

Career	Years	Won	Lost	Pct.
Coach				
Henry S. Pratt	1901-02	1	5	.17
Anthony W. Chez	1902-04	2	12	.14
Amos Foster	1904-09	5	30	.14
C.A. Schroetter	1909-10	1	3	.25
Russ Easton	1910-14	4	11	.26
George Little	1914-16	2	4	.33
Jon Cortright	1916-17	1	3	.25
Whitelaw Morrison	1917-18	1	2	.33
Boyd Chambers	1918-28	10	106	.09
Frank Rice	1928-32	4	33	.11
John Halliday	1932-33	1	9	.10
Tay Brown	1933-37	4	47	.08
Walter Van Winkle	1937-39	2	18	.10
Clark Ballard	1939-42	3	24	.11
Bob Ruess	1942-44	2	15	.12
Ray Farnham	1944-46	2	16	.11
John Wiethe	1946-52	6	106	.06
George Smith	1952-60	8	154	.05
Ed Jucker	1960-65	5	113	.04
Tay Baker	1965-72	7	125	.05
Gale Catlett	1972-78	6	126	.05
Ed Badger	1978-83	5	68	.07
Tony Yates	1983-89	6	70	.08
Bob Huggins	1989-05	15	399	.04
Andy Kennedy	2005-06	1	21	.05
Mick Cronin	2006-	11	237	.05
TOTALS	116	1757	1003	.637

UConn

Career	Years	Won	Lost	Pct.
Coach				
No Coach	1901-08	8	37	.22
No Teams	1908-10			
No Coach	1910-13	3	7	.30
No Team	1913-14			
No Coach	1914-15	1	1	.50
John F. Donahue	1915-19	4	11	.26
M.R. Swartz	1919-21	2	14	.12
J.W. Tasker	1921-22	1	15	.06
Roy J. Guyer	1922-23	1	8	.11
Summer A. Dole	1923-27	4	39	.09
Louis A. Alexander	1927-31	4	35	.10
John J. Heldman, Jr.	1931-36	5	19	.21
J.D. Christian	1936-38	1	3	.25
Don White	1938-45	9	94	.09
Blair Gullion	1945-46	1	15	.06
Hugh S. Greer	1946-63	17	286	.06
George Wigton	1963	1	11	.08
Fred A. Shabel	1963-67	4	72	.05
Burr Carlson	1967-69	2	16	.11
Donald "Doc" Rowe	1969-77	8	120	.06
Dominic P. Perno	1977-86	9	139	.06
James A. Calhoun	1986-12	26	625	.04
Kevin Ollie	2012-	5	113	.04
TOTALS	114	1680	938	.642

ECU

Career	Years	Won	Lost	Pct.
Coach				
C.W. Porter	1931-32	1	8	.11
C.K. Beatty	1932-34	2	12	.14
G.L. Mathis	1934-36	2	18	.10
Bo Farley	1936-37			
	1939-40	2	24	.08
Joe Alexander	1937-38	1	8	.11
Gordon Gilbert	1938-39	1	17	.06
John Christenbury	1940-43	3	25	.11
No Team	1943-44			
No Coach	1944-45	1	11	.09
Earl Smith	1945-46			
	1959-63	5	69	.07
Jim Johnson	1946-47	1	17	.06
Howard Porter	1947-59	12	182	.06
Wendell Carr	1963-66	3	32	.09
Tom Quinn	1966-74	8	102	.07
Dave Patton	1974-77	3	40	.07
Larry Gilman	1977-79	2	21	.09
Dave Odum	1979-82	3	40	.07
Charlie Harrison	1982-87	5	51	.09
Mike Steele	1987-91	4	48	.08
Eddie Payne	1991-95	4	56	.07
Joe Dooley	1995-99	4	57	.07
Bill Herrion	1999-05	6	70	.08
Ricky Stokes	2005-07	2	14	.12
Mack McCarthy	2007-10	3	34	.08
Jeff Lebo	2010-	7	114	.06
TOTALS	85	1069	1097	.494

Houston

Career	Years	Won	Lost	Pct.
Coach				
Alden Pasche	1946-56	10	135	.07
Guy V. Lewis	1956-66	30	592	.05
Pat Foster	1966-83	7	142	.05
Alvin Brooks	1983-98	6	54	.10
Clyde Drexler	1998-00	2	19	.11
Ray McCallum	2000-04	4	44	.09
Tom Penders	2004-10	6	121	.05
James Dickey	2010-14	4	64	.06
Kelvin Sampson	2014-	3	56	.05
TOTALS	72	1227	843	.593

Memphis

Career	Years	Won	Lost	Pct.
Coach				
Fred Grantham	1920-21	1	22	.04
W.H. DePreist	1921-22	1	1	.50
Lester Barnard	1922-24	2	10	.17
Zach Curlin	1924-48	23	173	.12
McCoy Tarry	1948-51	3	40	.07
Eugene Lambert	1951-56	5	87	.06
Bob Vanatta	1956-62	6	109	.05
Dean Ehlers	1962-66	4	53	.07
Moie Iba	1966-70	4	37	.10
Gene Bartow	1970-74	4	83	.05
Wayne Yates	1974-79	5	93	.05
Dana Kirk	1979-86	7	158	.04
Larry Finch	1986-97	11	220	.05
Tic Price	1997-99	2	30	.06
Johnny Jones	1999-00	1	15	.06
John Calipari	2000-09	9	214	.04
Josh Pastner	2009-16	7	167	.04
Tubby Smith	2016-	1	19	.05
TOTALS	97	1669	892 (1)	.652

USE

Career	Years	Won	Lost	Pct.
Coach				
Don Williams	1971-74	3	33	.08
Bill Gibson	1974-75	1	15	.06
Chip Conner	1975-80	5	59	.08
Lee Rose	1980-86	7	108	.06
Bobby Paschal	1986-96	10	127	.07
Seth Greenberg	1996-03	7	108	.06
Robert McCullum	2003-07	4	40	.09
Stan Heath	2007-14	7	97	.07
Orlando Antigua	2014-17	2+	23	.05
Murray Bartow	2017	1	1	.50
TOTALS	45	611	732	.455

SMU

Career	Years	Won	Lost	Pct.
Coach				
Dale Morrison	1916-17	1	12	.08
Burton Rix	1917-21	4	24	.14
R.N. Blackwell	1921-22	1	8	.11
H.A. Faulkner	1922-23	2	19	.11
Jimmie W. St. Clair	1924-38	14	140	.09
Forrest C. Baccus	1938-42			
	1945-47	6	55	.10
James Stewart	1947-44	2	18	.10
Roy Dale Baccus	1944-45	1	11	.09
E.O. "Doc" Hayes	1947-67	20	299	.06
Bob Prewitt	1967-75	8	88	.09
Sonny Allen	1975-80	5	61	.08
Dave Elies	1980-88	8	142	.06
John Shumate	1988-95	7	78	.08
Mike Dement	1995-03	8	139	.06
Robert Lineburg	2003-03	1	2	.33
Jimmy Tubbs	2004-06	3	27	.10
Matt Doherty	2006-12	7	80	.08
Larry Brown	2012-16	4	85	.05
Tim Jankovich	2016-	2	39	.05
TOTALS	101	1326	1193	.526

Temple

Career	Years	Won	Lost	Pct.
Coach				
Charles M. Williams	1894-99	15	73	.17
John T. Rogers	1899-00	2	14	.12
No Team	1901			
H. Shindler Wingert	1901-05	4	24	.14
John B. Crescenzo	1905-08	3	14	.18
Edward M. McCone	1908-09	1	8	.11
Frederick Prosch, Jr.	1909-13	4	17	.20
William Nicolai	1913-17	4	31	.12
Elwood Geiges	1917-18	1	8	.11
Francois M. D'Eliscu	1919-23	4	29	.12
Samuel L. Dienes	1923-26	3	29	.10
James Usilton, Sr.	1926-39	13	205	.06
Ernest Messikomer	1939-42	3	35	.08
Josh Cody	1942-52	10	122	.08
Harry Litwack	1952-73	21	373	.05
Don Casey	1973-82	9	151	.06
John Chaney	1982-06	24	516	.05
Fran Dunphy	2006-	11	230	.05
TOTALS	123	1886	1056	.641

Tulane

Career	Years	Won	Lost	Pct.
Coach				
Silas Hickey	1905-06	1	8	.11
Unknown Coaches	1906-11	5	18	.26
A.A. Mason	1912-13	1	7	.12
Carl Hanson	1913-14	1	8	.11
T.R. Sweetland	1914-15	1	2	.33
Clark Shaughnessy	1915-18	3	27	.10
M.A. Moenck	1918-20	2	11	.15
Claude Simons, Sr.	1920-28			
	1930-31	9	97	.08
Bernie Bierman	1928-30	2	25	.08
George Rody	1931-33	2	14	.12
Ray Dauber	1933-38	5	27	.15
Claude Simons, Jr.	1938-42	4	19	.21
Vernon Haynes	1942-45	3	26	.10
Clifford Wells	1945-63	18	259	.07
Ted Lenhardt	1963-64	1	1	.50
Ralph Pedersen	1964-71	7	63	.10
Dick Longo	1971-73	2	20	.10
Charles Moir	1973-76	3	46	.06
Roy Danforth	1976-81	5	45	.10
Ned Fowler	1981-85	4	70	.06
No Teams	1985-89			
Perry Clark	1989-2000	11	185	.06
Shawn Finney	2000-05	5	60	.08
Dave Dickerson	2005-10	5	68	.07
Ed Conroy	2011-16	6	92	.06
Mike Dunleavy, Sr.	2016-	1	6	.14
TOTALS	107	1204	1255	.490

Tulsa

Coach	Career	Years	Won	Lost	Pct.
W.R. Bergen	1907-09	2	4		.66
No Teams	1909-13				
Harvey Allen	1913-14	1	3	2	.60
Forest Rees	1914-15	1	6	3	.66
Francis Schmidt	1915-17				
	1918-22	6	73	26	.73
Hal Mefford	1917-18	1	1	5	.16
Howard Acher	1922-25	3	16	12	.57
J.B. Miller	1925-30	5	16	45	.26
Oliver Hodge	1930-32	2	20	11	.64
Chet Benefield	1932-39	7	65	65	.50
H.B. "Tex" Ryan	1939-40				
	1941-42	2	15	28	.34
Jack Sterrett	1940-41	1	12	9	.57
Mike Milligan	1942-43	1	0	10	.00
Woody West	1943-44	1	5	3	.62
Paul Alyea	1944-45	1	4	8	.33
Don Shields	1945-47	2	11	31	.26
John Garrison	1947-49	2	11	36	.23
Clarence Iba	1949-60	11	137	147	.48
Joe Swank	1960-68	8	102	103	.49
Ken Hayes	1968-75	7	117	69	.62
Jim King	1975-80	4	44	82	.34
Bill Franey	1980	1	2	7	.22
Nolan Richardson	1980-85	5	119	37	.76
J.D. Barnett	1985-91	6	106	75	.58
Tubby Smith	1991-95	4	79	43	.69
Steve Robinson	1995-97	2	46	18	.71
Bill Self	1997-00	3	74	27	.73
Buzz Peterson	2000-01	1	26	11	.70
John Phillips	2001-05	3	61	42	.59
Alvin Williamson	2004-05	1	7	15	.31
Doug Wojcik	2005-12	7	140	92	.60
Danny Manning	2012-14	2	38	29	.56
Frank Haith	2014-	3	58	40	.59
TOTALS		106	1418	1133	

NCAA CHAMPIONSHIP TEAMS



UCONN
2014
NCAA Champion



Huskies Roster

Player	Pos.	Cl.	Ppg	Rpg
Shabazz Napier	G	Sr.	18.0	5.9
DeAndre Daniels	F	Jr.	13.1	6.0
Ryan Boatright	G	Jr.	12.1	3.5
Niels Giffey	G/F	Sr.	8.4	3.8
Lasan Kromah	G/F	Gr.	6.1	2.7
Amida Brimah	C	Fr.	4.1	3.0
Omar Calhoun	G	So.	3.8	1.4
Phillip Nolan	F	So.	3.3	2.4
Terrence Samuel	G	Fr.	2.4	0.9
Tyler Olander	F	Sr.	1.8	1.2
Kentan Facey	F	Fr.	1.5	1.8
Leon Tolksdorf	F	So.	1.2	0.8
Nnamdi Amilo	F	So.	1.0	1.0
Pat Lenehan	G	Jr.	0.5	0.4
Tor Watts	G	Sr.	0.2	0.2

Head Coach: Kevin Ollie


Assistant Coaches: Glen Miller, Karl Hobbs, Ricky Moore

2013-14 Results (32-8, 12-6 American)

Date	Opponent	Result
N8	vs. Maryland	W, 79-77
N11	Yale	W, 80-62
N14	Detroit	W, 101-55
N17	Boston University	W, 77-60
N21	vs. Boston College	W, 72-70
N22	vs. Indiana	W, 59-58
D2	Florida	W, 65-64
D6	Maine	W, 95-68
D18	Stanford	L, 51-53
D22	at Washington	W, 82-70
D28	Eastern Washington	W, 82-65
D31	at Houston	L, 71-75
J4	at SMU	L, 65-74
J8	Harvard	W, 61-56
J11	UCF	W, 84-61
J16	at Memphis	W, 83-73
J18	Louisville	L, 64-76
J21	Temple	W, 90-66
J25	at Rutgers	W, 82-71
J30	Houston	W, 80-43
F6	at Cincinnati	L, 58-63
F9	at UCF	W, 75-55
F12	USF	W, 83-40
F15	Memphis	W, 86-81 (OT)
F20	at Temple	W, 68-55
F23	SMU	L, 55-64
F26	at USF	W, 61-56
M1	Cincinnati	W, 51-45
M5	Rutgers	W, 69-63
M8	at Louisville	L, 48-81
M13	at Memphis	W, 72-53
M14	vs. Cincinnati	W, 58-56
M15	vs. Louisville	L, 61-71
M20	NCAA Championship vs. Saint Joseph's	W, 89-81 (OT)
M22	vs. Villanova	W, 77-65
M28	vs. Iowa State	W, 81-76
M30	vs. Michigan State	W, 60-54
A5	vs. Florida	W, 63-53
A7	vs. Kentucky	W, 60-54



UCONN
2011
NCAA Champion



Huskies Roster

Player	Pos.	Cl.	Ppg	Rpg
Kemba Walker	G	Jr.	23.5	5.4
Jeremy Lamb	G/F	Fr.	11.1	4.5
Alex Oriakhi	F/C	So.	9.6	8.7
Shabazz Napier	G	Fr.	7.8	2.4
Roscoe Smith	F	Fr.	6.3	5.2
Jamal Coombs-McDaniel	F	So.	5.6	2.6
Charles Okwandu	C	Sr.	2.9	2.8
Niels Giffey	G/F	Fr.	2.2	1.4
Donnell Beverly	G	Sr.	1.7	1.3
Tyler Olander	F	Fr.	1.5	1.8
Enosch Wolf	C	Fr.	1.0	0.9
Benjamin Stewart	F	Jr.	0.5	0.5
Kyle Bailey	G	Sr.	0.0	0.0

Head Coach: Jim Calhoun


Assistant Coaches: George Blaney, Andre LaFleur, Kevin Ollie

2010-11 Results (32-9, 9-9 Big East)

Date	Opponent	Result
N12	Stony Brook	W, 79-52
N17	Vermont	W, 89-73
N22	vs. Wichita State	W, 83-79
N23	vs. Michigan State	W, 70-67
N24	vs. Kentucky	W, 84-67
N30	New Hampshire	W, 62-55
D3	UMBC	W, 94-61
D8	Fairleigh Dickinson	W, 78-54
D20	Coppin State	W, 76-64
D22	Harvard	W, 81-52
D27	at Pittsburgh	L, 63-78
D31	USF	W, 86-61 (OT)
J1	at Notre Dame	L, 70-73
J8	at Texas	W, 82-61
J11	Rutgers	W, 67-53
J15	at DePaul	W, 82-62
J17	Villanova	W, 61-59
J22	Tennessee	W, 72-61
J25	at Marquette	W, 76-68
J29	Louisville	L, 78-79 (2OT)
F2	Syracuse	L, 58-66
F5	at Seton Hall	W, 61-59
F10	at St. John's	L, 72-89
F13	Providence	W, 75-57
F16	Georgetown	W, 78-70
F18	at Louisville	L, 58-71
F24	Marquette	L, 67-74 (OT)
F27	at Cincinnati	W, 67-59
M2	at West Virginia	L, 58-65
M5	Notre Dame	L, 67-70
M8	vs. DePaul	W, 97-71
M9	vs. Georgetown	W, 79-62
M10	vs. Pittsburgh	W, 76-74
M11	vs. Syracuse	W, 76-71 (OT)
M12	vs. Louisville	W, 69-66
M17	vs. Bucknell	W, 81-52
M19	vs. Cincinnati	W, 69-58
M24	vs. San Diego State	W, 74-67
M26	vs. Arizona	W, 65-63
A2	vs. Kentucky	W, 58-55
A4	vs. Butler	W, 53-41



UCONN
2004
NCAA Champion



Huskies Roster

Player	Pos.	Cl.	Ppg	Rpg
Ben Gordon	G	Jr.	18.5	4.7
Emeka Okafor	C	Jr.	17.6	11.5
Rashad Anderson	G/F	So.	11.1	2.9
Denham Brown	F	So.	8.9	3.9
Charlie Villanueva	F	Fr.	8.9	5.2
Taliek Brown	G	Sr.	6.3	3.8
Josh Boone	F	Fr.	5.9	5.8
Hilton Armstrong	F/C	So.	2.4	2.8
Marcus White	F	So.	2.0	2.2
Marcus Williams	G	Fr.	2.9	1.3
Shamon Tooles	F	Sr.	0.6	1.2
Ryan Swaller	F	Sr.	0.4	0.3
Justin Evanovich	G	Sr.	0.3	0.3
Jason Baisich	F	Jr.	0.3	0.5

Head Coach: Jim Calhoun


Assistant Coaches: George Blaney, Tom Moore, Clyde Vaughan

2003-04 Results (33-6, 12-4 Big East)

Date	Opponent	Result
N17	Yale	W, 70-60
N19	Nevada	W, 93-79
N22	Sacred Heart	W, 111-64
N26	vs. Georgia Tech	L, 61-77
N28	vs. Utah	W, 76-44
D1	Lehigh	W, 75-55
D6	Army	W, 74-46
D13	Quinnipiac	W, 88-55
D20	Iona	W, 104-54
D28	Ball State	W, 101-63
D30	Massachusetts	W, 91-67
J2	at Rice	W, 82-63
J6	at Rutgers	W, 75-74
J11	Oklahoma	W, 86-59
J14	Georgetown	W, 94-70
J17	at North Carolina	L, 83-86
J19	Pittsburgh	W, 68-65
J24	Providence	L, 56-66
J28	at Virginia Tech	W, 96-60
J31	at Boston College	W, 63-58
F2	Syracuse	W, 84-56
F7	West Virginia	W, 88-58
F9	at Notre Dame	L, 74-80
F15	at Pittsburgh	L, 68-75
F18	Miami	W, 76-63
F21	Notre Dame	W, 61-50
F24	at St. John's	W, 71-53
F28	at Villanova	W, 75-74 (OT)
M1	Seton Hall	W, 89-67
M7	at Syracuse	L, 56-67
M11	vs. Notre Dame	W, 88-58
M12	vs. Villanova	W, 84-67
M13	vs. Pittsburgh	W, 61-58
M18	NCAA Championship vs. Vermont	W, 70-53
M20	vs. DePaul	W, 72-55
M25	vs. Vanderbilt	W, 73-53
M27	vs. Alabama	W, 87-71
A3	vs. Duke	W, 79-78
A5	vs. Georgia Tech	W, 82-73



UCONN 1999 NCAA Champion



Huskies Roster

Player	Pos.	Cl.	Ppg	Rpg
Richard Hamilton	G/F	Jr.	21.5	4.8
Khalid El-Amin	F	So.	13.8	2.8
Kevin Freeman	G	Jr.	12.2	7.3
Albert Mouring	G	So.	7.1	2.5
Ricky Moore	G	Sr.	6.8	3.6
Edmund Saunders	F	So.	6.0	4.7
Jake Voskuhl	C	Jr.	5.5	6.4
Rashamel Jones	G/F	Sr.	3.5	1.7
Souleymane Wane	C/F	Jr.	2.0	2.8
E.J. Harrison	G	Sr.	1.9	0.8
Antric Klaiber	F/C	Sr.	0.7	1.0
Ed Tonella	G	Jr.	0.4	0.1
Richard Moore	G	Fr.	0.2	0.3
Ajou Ajou Deng	F	Fr.		did not play
Beau Archibald	G/F	Jr.		did not play
Justin Brown	C	Fr.		did not play

Head Coach: Jim Calhoun
Associate Head Coach: Dave Leitao
Assistant Coaches: Karl Hobbs, Tom Moore

1998-99 Results (34-2, 16-2 Big East)

Date	Opponent	Result
N15	Quinnipiac	W, 102-60
N19	Richmond	W, 77-57
N24	Hartford	W, 95-58
N27	Wagner	W, 111-46
01	vs. Washington	W, 69-48
05	Michigan State	W, 82-68
09	at Massachusetts	W, 59-54
012	at Pittsburgh	W, 70-69
023	Fairfield	W, 102-67
030	Villanova	W, 100-76
J2	Georgetown	W, 87-84
J6	at Boston College	W, 91-78
J9	at West Virginia	W, 80-45
J12	Notre Dame	W, 101-70
J16	Pittsburgh	W, 81-58
J20	at Miami	W, 70-68 (ot)
J23	Seton Hall	W, 62-47
J25	at Georgetown	W, 78-71
J30	at St. John's	W, 78-74
F1	Syracuse	L, 42-59
F6	at Stanford	W, 70-59
F10	Boston College	W, 68-50
F13	at Seton Hall	W, 53-48
F16	Rutgers	W, 77-64
F20	Miami	L, 71-73
F22	at Providence	W, 72-65
F28	at Syracuse	W, 70-58
M4	BIG EAST Championship	
M4	vs. Seton Hall	W, 57-56
M5	vs. Syracuse	W, 71-50
M6	vs. St. John's	W, 82-63
M11	NCAA Championship	
M11	vs. UT-San Antonio	W, 91-66
M13	vs. New Mexico	W, 79-56
M18	vs. Iowa	W, 78-68
M20	vs. Gonzaga	W, 67-62
M27	vs. Ohio State	W, 84-58
M29	vs. Duke	W, 77-74



CINCINNATI 1961 NCAA Champion



Bearcats Roster

Player	Pos.	Cl.	Ppg	Rpg
Bob Wiesenbahn	F	Sr.	17.1	10.0
Paul Hogue	C	Jr.	16.8	12.5
Tom Thacker	G	So.	12.3	9.5
Carl Bouldin	G	Sr.	11.7	2.8
Tony Yates	G	So.	7.5	3.5
Dale Hiedotting	F/C	So.	3.6	3.7
Fred Dierking	F/C	Jr.	2.6	2.2
Tom Sizor	G	Jr.	2.0	1.0
Jim Calhoun	G	Jr.	2.1	0.5
Larry Shingleton	G	So.	0.9	0.5
Mark Altenau	F	So.	0.9	0.6
Ron Ries	C	Jr.	0.3	0.5

Head Coach: Ed Jucker
Assistant Coach: Tay Baker
Freshman Coach: John Powless

1960-61 Results (27-3, MVC Champions)

Date	Opponent	Result
01	Indiana St.	W, 90-51
03	Western Mich.	W, 85-54
06	vs. Miami (Ohio)	W, 70-62
09	vs. Seton Hall	L, 76-84
013	Loyola Marymount	W, 74-53
016	at Saint Louis	L, 40-57
018	Nebraska	W, 75-60
023	at Bradley	L, 53-72
029	vs. Dayton	W, 71-61
031	George Washington	W, 84-61
J5	Houston	W, 74-71 OT
J7	North Texas St.	W, 83-34
J12	at Wichita St.	W, 80-57
J14	at Tulsa	W, 92-75
J17	Duquesne	W, 64-53
J20	at Drake	W, 86-64
J28	Drake	W, 80-70
J31	Bradley	W, 73-72
F4	at Iowa	W, 77-60
F9	Saint Louis	W, 61-52
F16	Wichita St.	W, 67-64
F18	Tulsa	W, 81-52
F23	at Houston	W, 85-80
F25	at North Texas St.	W, 73-43
M2	vs. Xavier	W, 89-53
M4	at Marshall	W, 69-57
M17	NCAA Championships	
M17	vs. Texas Tech	W, 78-55
M18	vs. Kansas St.	W, 69-64
M24	vs. Utah	W, 82-67
M25	vs. Ohio State	W, 70-65 OT



CINCINNATI 1962 NCAA Champion



Bearcats Roster

Player	Pos.	Cl.	Ppg	Rpg
Larry Shingleton	G	Jr.	3.9	1.4
Tony Yates	G	Jr.	8.2	3.0
Larry Elasser	G	So.	0.5	0.5
Tom Thacker	F/G	Jr.	11.0	8.6
Tom Sizor	G	Sr.	2.7	1.3
Jim Calhoun	G	Sr.	1.7	0.4
Bill Abernethy	F	So.	0.7	0.7
Fred Dierking	F/C	Sr.	4.1	2.9
George Wilson	F	So.	9.2	8.0
Ron Ries	C	Sr.	0.5	0.1
Paul Hogue	C	Sr.	16.8	12.4
Dale Hiedotting	F/C	Jr.	3.1	2.3
Ron Bonham	F	S.	14.3	5.0

Head Coach: Ed Jucker
Assistant Coach: Tay Baker
Freshman Coach: John Powless

1961-62 Results (29-2, MVC Champions)

Date	Opponent	Result
02	Indiana St.	W, 86-63
05	vs. Miami (Ohio)	W, 63-30
09	at Wisconsin	W, 86-67
011	at Drake	W, 60-59
016	Marshall	W, 77-49
018	at Wichita St.	L, 51-52
021	Colorado	W, 84-67
026	vs. St. John's (N.Y.)	W, 97-68
028	vs. LaSalle	W, 64-56
030	vs. Wisconsin	W, 101-71
J4	Saint Louis	W, 62-47
J6	Tulsa	W, 72-43
J10	at Bradley	L, 68-70 OT
J16	vs. Dayton	W, 80-61
J18	at Duquesne	W, 62-54
J25	North Texas St.	W, 89-61
J30	Drake	W, 73-52
F1	at Houston	W, 60-52
F3	at North Texas St.	W, 77-50
F8	at Saint Louis	W, 54-48
F10	at Tulsa	W, 70-52
F12	Geo. Washington	W, 83-43
F16	Houston	W, 59-47
F19	Bradley	W, 72-57
F24	Wichita St.	W, 64-63
M1	vs. Xavier	W, 61-58
M12	vs. Bradley	W, 61-46
M16	NCAA Championships	
M16	vs. Creighton	W, 66-46
M17	vs. Colorado	W, 73-46
M23	vs. UCLA	W, 72-70
M24	vs. Ohio State	W, 71-59

NCAA TOURNAMENT RESULTS

NCAA TOURNAMENT

2014 (4 teams)

- (4) Louisville 71, (13) Manhattan 64
- (2) Harvard 61, (5) Cincinnati 57
- (7) UConn 89, (10) St. Joseph's 81 (ot)
- (8) Memphis 71, (9) George Washington 66
- (4) Louisville 66, (5) Saint Louis 51
- (7) UConn 77, (2) Villanova 65
- (1) Virginia 78, (8) Memphis 60
- (8) Kentucky 74, (4) Louisville 69
- (7) UConn 81, (3) Iowa State 76
- National Semifinal: (7) UConn 63, (1) Florida 53
- National Championship: (7) UConn 60, (8) Kentucky 54

2015 (2 teams)

- (11) UCLA 60, (6) SMU 69
- (8) Cincinnati 66, (9) Purdue 65 (ot)
- (1) Kentucky 64, (8) Cincinnati 51

2016 (4 teams)

- First Four: (11) Michigan 67, (11) Tulsa 62
- (7) Iowa 72, (0) Temple 70
- (9) UConn 74, (8) Colorado 67
- (8) St. Joseph's 78, (9) Cincinnati 76
- (1) Kansas 73, (9) UConn 61

2017 (2 teams)

- (11) USC 66, (6) SMU 65
- (6) Cincinnati 75, (11) Kansas State 61
- (3) UCLA 79, (6) Cincinnati 67

NATIONAL INVITATION TOURNAMENT

2014 (1 team)

- (1) SMU 68, (8) UC Irvine 54
- (1) SMU 80, (5) LSU 67
- (1) SMU 67, (2) California 65
- National Semifinal: (1) SMU 65, (3) Clemson 59
- National Final: (1) Minnesota 65, (1) SMU 63

2015 (3 teams)


- (1) Temple 73, (8) Bucknell 67
- (2) Tulsa 70, (7) William & Mary 67
- (5) Arizona State 68, (4) UConn 61
- (1) Temple 90, (5) George Washington 77
- (3) Murray State 83, (2) Tulsa 62
- (1) Temple 77, (3) Louisiana Tech 59
- (2) Miami (FL) 60, (1) Temple 57

2016 (1 team)


- (4) Georgia Tech 81, (5) Houston 62

2017 (2 teams)

- (7) Akron 78, (2) Houston 75
- (4) UCF 79, (5) Colorado 74
- (4) UCF 63, (1) Illinois State 62
- (4) UCF 68, (2) Illinois 58
- National Semifinal: (4) TCU 68, (4) UCF 53



2017 NATIONAL INVITATION TOURNAMENT



UCF

NCAA: 94, 96, 04, 05
 NCAA Summary: 4 appearances, 0 wins, 4 losses
 Best Finish: First Round (Four Times)
 NIT: 12, 17 (FF)
 NIT Summary: 2 appearances, 3 wins, 2 losses

Cincinnati

NCAA: 58, 59 (FF), 60 (FF), 61 (CH), 62 (CH), 63 (FF-2nd), 66, 75, 76, 77, 92 (FF), 93 (RR), 94, 95, 96 (RR), 97, 98, 99, 00, 01, 02, 03, 04, 05, 11, 12, 13, 14, 15, 16, 17
 NCAA Summary: 31 appearances, 45 wins, 30 losses
 Best Finish: NCAA Champions (1961, 1962)
 NIT: 51, 55 (FF-3rd), 57, 70, 74, 85, 90, 91,
 06, 10
 NIT Summary: 10 appearances, 8 wins, 10 losses
 CBI: 08
 CBI Summary: 1 appearance, 0 wins, 1 loss

UConn

NCAA: 51, 54, 56, 57, 58, 59, 60, 63, 64 (RR), 65, 67, 76, 79, 90 (RR), 91, 92, 94, 95 (RR), 96, 98 (RR), 99 (CH), 00, 02 (RR), 03, 04 (CH), 05, 06 (RR), 08, 09 (FF), 11 (CH), 12, 14 (CH), 16
 NCAA Summary: 33 appearances, 59 wins, 30 losses
 Best Finish: NCAA Champions (99, 04, 11, 14)
 NIT: 55, 74, 75, 80, 81, 82, 88 (CH), 89, 93, 97 (FF), 01, 10, 15
 NIT Summary: 13 appearances, 15 wins, 12 losses

ECU

NCAA: 72, 93
 NCAA Summary: 2 appearances, 0 wins, 2 losses
 Best Finish: First Round (1972, 1993)
 CIT: 11, 13 (CH), 14
 CIT Summary: 3 appearances, 5 wins, 2 losses

Houston

NCAA: 56, 61, 65, 66, 67 (FF), 68 (FF), 70 (RR), 71 (RR), 72, 73, 78, 81, 82 (FF), 83 (FF-2nd), 84 (FF-2nd), 87, 90, 92, 10
 NCAA Summary: 19 appearances, 26 wins, 24 losses
 Best Finish: National Runner-Up (1983, 1984)
 NIT: 62, 77, 87, 88, 91, 93, 98, 05, 06, 16, 17
 NIT Summary: 11 appearances, 5 wins, 11 losses
 CBI: 08, 09, 13
 CBI Summary: 3 appearances, 3 wins, 3 losses

Memphis

NCAA: 55, 56, 62, 73 (FF-2nd), 76, 82*, 83*, 84*, 85* (FF), 86*, 88, 89, 92, 93, 95, 96, 03, 04, 06 (RR), 07 (RR), 08* (FF-2nd), 09, 11, 12, 13, 14
 NCAA Summary: 26 appearances, 34 wins, 26 losses
 Best Finish: National Runner-Up (1973, 2008*)
 * - Wins in 1982-86, 2008 Vacated by NCAA
 NIT: 57, 60 (2nd), 61, 63, 67, 72, 74, 75, 77, 90, 91, 97, 98, 01 (3rd), 02 (CH), 05, 10
 NIT Summary: 17 appearances, 20 wins, 16 losses

SMU

NCAA: 55, 56 (FF), 57, 65, 66, 67 (RR), 84, 85, 88, 93, 15, 17
 NCAA Summary: 12 appearances, 10 wins, 14 losses
 Best Finish: Final Four (1956)
 NIT: 86, 00, 14 (2nd)
 NIT Summary: 3 appearances, 4 wins, 3 losses
 CIT: 11
 CIT Summary: 1 appearance, 3 wins, 1 loss

USF

NCAA: 90, 92, 12
 NCAA Summary: 3 appearances, 2 wins, 3 losses
 NIT: 81, 83, 85, 91, 95, 00, 02, 10
 NIT Summary: 7 appearances, 4 wins, 6 losses
 Best Finish: Round of 32 (2012)

Temple

NCAA: 44, 56 (FF), 58 (FF), 64, 67, 70, 72, 79, 84, 85, 86, 87, 88 (RR), 90, 91 (RR), 92, 93 (RR), 94, 95, 96, 97, 98, 99 (RR), 00, 01 (RR), 08, 09, 10, 11, 12, 13, 16
 NCAA Summary: 32 appearances, 33 wins, 32 losses
 Best Finish: Final Four (1956, 1958)
 NIT: 38 (CH), 57, 60, 61, 62, 66, 68, 69 (CH), 78, 81, 82, 89, 02, 03, 04, 05, 06, 15
 NIT Summary: 18 appearances, 26 wins, 16 losses

Tulane

NCAA: 92, 93, 95
 NCAA Summary: 3 appearances, 3 wins, 3 losses
 Best Finish: Round of 32 (1992, 1993, 1995)
 NIT: 82, 83, 94, 96, 97, 00
 NIT Summary: 6 appearances, 7 wins, 6 losses
 CIT: 13
 CIT Summary: 1 appearance, 1 win, 1 loss
 CBI: 14
 CBI Summary: 1 appearance, 0 wins, 1 loss

Tulsa

NCAA: 55, 82, 84, 85, 86, 87, 94, 95, 96, 97, 99, 00 (RR), 02, 03, 14, 16
 NCAA Summary: 15 appearances, 11 wins, 15 losses
 Best Finish: Elite Eight (2000)
 NIT: 53, 67, 69, 81 (CH), 83, 90, 91, 01 (CH), 09, 10, 15
 NIT Summary: 11 appearances, 11 wins, 9 losses
 CBI: 08 (CH), 13
 CBI Summary: 2 appearance, 5 wins, 2 losses

Wichita State

NCAA: 64, 65, 76, 81, 85, 87, 88, 06, 12, 13, 14, 15, 16, 17
 NCAA Summary: 14 appearances, 18 wins, 15 losses
 Best Finish: Final Four (1965, 2013)
 NIT: 54, 62, 63, 66, 80, 84, 89, 03, 04, 05, 10, 11 (CH)
 NIT Summary: 12 appearances, 8 wins, 11 losses
 CBI: 09
 CBI Summary: 1 appearance, 1 win, 1 loss

(CH - Champions; FF - Final Four; RR - Regional Runner-Up)

UConn won its fourth NCAA title in 2014



NBA PLAYERS

AMERICAN ATHLETIC CONFERENCE PLAYERS CHOSEN IN THE NBA DRAFT

2017

Round	Overall	Player	Pos	School	NBA Team
2	37	Semi Ojeleye	F	SMU	Boston
2	44	Damyean Dotson	G	Houston	New York
2	46	Sterling Brown	G/F	SMU	Philadelphia (traded to Milwaukee)

2016

Round	Overall	Player	Pos	School	NBA Team
2	56	Daniel Hamilton	G/F	UConn	Denver (traded to Oklahoma City)

2014

Round	Overall	Player	Pos	School	NBA Team
1	24	Shabazz Napier	G	UConn	Charlotte (traded to Miami)
2	37	DeAndre Daniels	F	UConn	Toronto
2	47	Russ Smith	G	Louisville	Philadelphia (traded to New Orleans)

PLAYERS FROM AMERICAN ATHLETIC CONFERENCE SCHOOLS IN THE NBA (as of September 2017)

Player	School	Current Team
Troy Caupain	Cincinnati (2013-17)	Orlando Magic
Sean Kilpatrick	Cincinnati (2011-14)	Brooklyn Nets
Lance Stephenson	Cincinnati (2009-10)	Indiana Pacers
Matt Williams	UCF (2012-17)	Miami Heat
Amida Brimah	UConn (2013-17)	San Antonio Spurs
Andre Drummond	UConn (2011-12)	Detroit Pistons
Rudy Gay	UConn (2004-05)	San Antonio Spurs
Daniel Hamilton	UConn (2014-16)	Oklahoma City Thunder
Jeremy Lamb	UConn (2010-12)	Charlotte Hornets
Rodney Purvis	UConn (2013-17)	Orlando Magic
Shabazz Napier	UConn (2010-14)	Portland Trail Blazers
Kemba Walker	UConn (2008-11)	Charlotte Hornets
Damyean Dotson	Houston (2015-17)	New York Knicks
Will Barton	Memphis (2010-12)	Denver Nuggets
Tyreke Evans	Memphis (2008-09)	Sacramento Kings
Derrick Rose	Memphis (2007-08)	Cleveland Cavaliers
Sterling Brown	SMU (2013-17)	Milwaukee Bucks
Ben Moore	SMU (2013-17)	Indiana Pacers
Semi Ojeleye	SMU (2015-17)	Boston Celtics





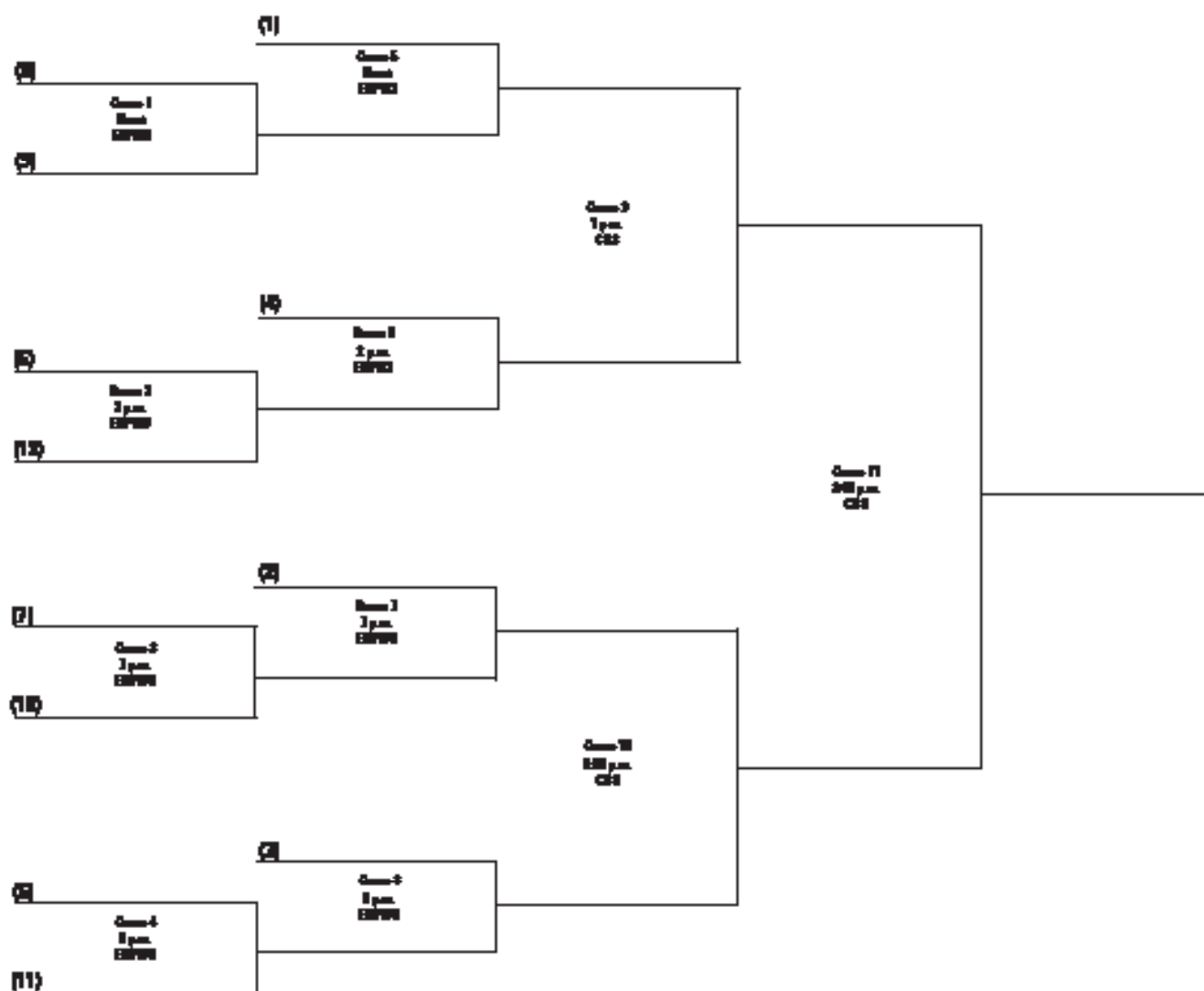
2018 AMERICAN ATHLETIC CONFERENCE MEN'S BASKETBALL CHAMPIONSHIP MARCH 8-11 | AMWAY CENTER | ORLANDO, FLA.

FIRST ROUND
Thursday, March 8

QUARTERFINALS
Friday, March 9

SEMI FINALS
Saturday, March 10

CHAMPIONSHIP
Sunday, March 11



all times eastern



@AmericanMBS



AmericanConf



American Conf

MEDIA SERVICES

TheAmerican.org

The official website of the American Athletic Conference features up-to-date information on all facets of the league. Basketball standings, results, statistics and notes are updated as games are played. In addition, in-game scores for all basketball contests involving American Athletic Conference teams will be updated in-progress.

Twitter, Instagram & Facebook

Fans and media members are invited to follow the latest American Athletic Conference basketball news



@American_MBB



@American_Conf



/AmericanConf

through social media. The American Twitter feed may be accessed @American_MBB; the official Instagram page is @American_Conf, and the conference's official Facebook page is available at /AmericanConf.

Email Distribution

Media members may access PDF versions of the complete daily press release, including conference and team-by-team statistics, on TheAmerican.org. Regular updates of the release will be distributed via e-mail from the conference office. To be included on the distribution list, send an e-mail request to Bill Potter at bpotter@theamerican.org.

Video Clips

The American Athletic Conference offers video highlights and clips of selected press conferences through the XOS Digital XChange FTP tool. Content is available in full broadcast-quality resolution. Contact Bill Potter (bpotter@theamerican.org) for information on how to access the highlights.

Weekly Awards

The American names a Player of the Week and Rookie of the Week each Monday morning during the season. Winners are chosen from nominations provided by conference sports information directors. The information will be available from the conference office via release as well as on the league web site.

Annual Awards

The American Athletic Conference will name all-conference teams and individual honors for the league's Player of the Year, Defensive Player of the Year, Coach of the Year, Most Improved Player, Rookie of the Year, Sixth Man Award and Sportsmanship Award. The awards are chosen by a vote of the league's 11 head coaches at the conclusion of the regular season and will be announced in conjunction with the conference tournament.

The American Athletic Conference All-Academic Team is comprised of players who have an overall grade-point average of 3.00 or better over the previous academic year and completed at least two semesters of academic work. Basketball honorees are announced in the summer.

The American Athletic Conference Men's Basketball Scholar-Athlete of the Year was established to recognize student-athletes who have achieved success in the classroom and on the field. The winner receives a scholarship which may be applied to graduate or professional studies.



American Athletic Conference Communications
phone 401.453.0660

Men's Basketball Contact
Bill Potter (@billpotter_)
Senior Director of Communications & Digital Media
email: bpotter@theamerican.org
Mobile: 317.625.5772

Bernie Cafarelli
Associate Commissioner, Communications
email: bcafarelli@theamerican.org

Chuck Sullivan
Assistant Commissioner, Communications
email: csullivan@theamerican.org

Chevonne Mansfield
Director of Communications
email: cmansfield@theamerican.org

Greg Barlow
Communications Intern (MBB secondary)
email: gbarlow@theamerican.org

Hali Oughton
Assistant Director of Digital Media & Reporter
email: houghton@theamerican.org

Cody Getz
Digital Network Intern
email: cgetz@theamerican.org

Alyssa Shannon
Communications Intern
email: ashannon@theamerican.org

