



UCLA MEN'S BASKETBALL

UCLA Athletic Communications / J.D. Morgan Center / 325 Westwood Plaza / Los Angeles, CA 90095
Men's Basketball Contact: Alex Timiraos / atimiraos@athletics.ucla.edu / o: (310) 206-0524 / c: (310) 847-9231

UCLA'S STATISTICAL LEADERS

No.	Player	GP	GS	MPG	MPG	APG	PPG
3	Johnny Juzang	20	19	31.2	4.3	1.8	14.2
5	Chris Smith	8	8	28.0	6.4	2.0	12.6
4	Jaime Jaquez Jr.	24	24	33.6	6.0	1.5	11.8
10	Tyger Campbell	24	24	33.6	2.4	5.7	10.6
2	Cody Riley	23	23	22.2	5.3	1.3	10.3

2020-21 SCHEDULE

November

Wed.	25	at San Diego State ¹	CBS-SN	L	58-73
Fri.	27	Pepperdine ¹	P12N	3-OT	W 107-98
Mon.	30	Long Beach State	P12N		Postponed

December

Thu.	3	Seattle	P12N	W	78-52
Sun.	6	California*	P12N	W	76-56
Wed.	9	San Diego	P12N	W	83-56
Fri.	11	Marquette	P12N	W	69-60
Tue.	15	Long Beach State	P12N		Postponed
Sat.	19	vs. (20) Ohio State ²	CBS	L	70-77
Wed.	23	at (25) Oregon*	ESPN2		Postponed
Thu.	31	Utah*	FS1	W	72-70

January

Sat.	2	Colorado*	P12N	W	65-62
Thu.	7	at Arizona State*	ESPN	OT	W 81-75
Sat.	9	at Arizona*	ESPN	W	81-76
Thu.	14	Washington State*	FS1	W	91-61
Sat.	16	Washington*	P12N	W	81-76
Thu.	21	at California*	ESPN2	W	61-57
Sat.	23	vs. Stanford* ³	FOX	OT	L 72-73
Thu.	28	Oregon*	ESPN		Postponed
Sat.	30	Oregon State*	P12N	W	57-52

February

Mon.	1	Oregon*	ESPN2		Postponed
Sat.	6	at USC*	ESPN	L	48-66
Thu.	11	at Washington State*	FS1	L	73-81
Sat.	13	at Washington*	P12N	W	64-61
Thu.	18	Arizona*	ESPN2	W	74-60
Sat.	20	Arizona State*	ESPN2	W	80-79
Thu.	25	at Utah*	P12N	W	76-61
Sat.	27	at Colorado*	ESPN2	L	61-70

March

Wed.	3	at Oregon*	ESPN2	L	74-82
Sat.	6	USC*	CBS		1 p.m.

Postseason Schedule

Wed.-Sat.	March 10-13	Pac-12 Tournament ³
Tue.-Wed.	March 16-17	NCAA First Four
Thu.-Sun.	March 18-21	NCAA 1st, 2nd Rounds
Thu.-Sun.	March 25-28	NCAA Regional
Sat., Mon.	April 3, 5	NCAA Final Four

*Pac-12 Conference games
rankings in parenthesis are from the weekly AP poll

- at San Diego State's Viejas Arena
- CBS Sports Classic (Cleveland, Ohio)
- neutral site game, in Santa Cruz, Calif.
- Pac-12 Tournament, T-Mobile Arena (Las Vegas, Nev.)

UCLA ON SOCIAL MEDIA

Men's Basketball Twitter:	@UCLAMB
Men's Basketball Instagram:	@UCLAMB
Men's Basketball Facebook:	/UCLAMensBasketball
UCLA Athletics Twitter:	@UCLAathletics
UCLA Athletics Instagram:	@UCLAathletics
UCLA Athletics Facebook:	/UCLAathletics

#GoBruins

No. 24 USC Trojans (20-6, 14-5) at UCLA Bruins (17-7, 13-5)

Saturday, March 6, 2021 – 1 p.m. (PT)
Los Angeles, Calif. (Pauley Pavilion presented by Wescom)

GAME INFORMATION

Venue:	Pauley Pavilion presented by Wescom
Capacity:	13,800
Tipoff Time:	1:10 p.m. (PT)
Television:	CBS
TV Talent:	Spero Dedes (play-by-play), Jim Spanarkel (analyst)
Radio (UCLA Sports Network):	AM 570 or 1150
Radio Talent:	Josh Lewin (play-by-play), Tracy Murray (analyst)
SIRIUS/XM Radio Channel:	Ch. 373
SIRIUS Internet Channel:	Ch. 373



at



20-6, 14-5

17-7, 13-5

UCLA has gone 143-112 in the all-time series against USC.
The Bruins have won three of the last four meetings in Pauley.

ABOUT THE BRUINS

- UCLA has gone 13-5 in Pac-12 play, including an 8-0 mark in home games and a 5-5 record away from Pauley Pavilion.
- Dating back to last season, UCLA has won 20 of its past 26 Pac-12 contests (and 28 of 38 overall games).
- Dating back to last January, the Bruins have won 18 consecutive home games (including the last 15 in Pac-12 play).
- Not including Chris Smith (injured), UCLA has five active players who have averaged at least 10.0 points per game.
- UCLA has averaged 73.0 points and has shot 51.6 percent (142-for-275) from the field in the last five games.
- The Bruins have committed fewer fouls than the opposition in 20 of 24 games this season.

INDIVIDUAL ACCOMPLISHMENTS

- Tyger Campbell (10.6 ppg, 5.7 apg) ranks second in the Pac-12 (5.7) and third in assist-turnover ratio (2.8-to-1).
- Jaime Jaquez Jr. (33.6) ranks sixth in minutes per game among all Pac-12 players (through Wednesday, March 3).
- Jules Bernard has shot 54.2 percent from the field, averaging 13.8 points and 4.2 rebounds, in UCLA's last five games.
- David Singleton ranks No. 3 in the Pac-12 in 3-point percentage (46.3%, 31-for-67), through Wednesday, March 3.

UP NEXT

UCLA will close its regular-season schedule against USC on Saturday afternoon in Pauley Pavilion. The Bruins have gone 13-5 in Pac-12 play and could finish anywhere within the top four of the league standings. USC defeated UCLA at the Galen Center on Feb. 6 by a 64-48 margin. The Trojans had secured a 30-20 lead at halftime and controlled that game throughout the second half. Johnny Juzang finished with team highs of 13 points and 13 rebounds in the loss to USC.

FROM SoCAL: Ten of UCLA's 14 players grew up in the Southern California region (that includes Cody Riley, who moved with his family from Kansas City to Los Angeles when he was in the sixth grade). Jake Kyman grew up cheering for UCLA, as his mother (Michelle) helped the UCLA women's volleyball team capture the 1991 NCAA Championship.

VETERAN PRESENCE: UCLA's roster includes 10 players who are sophomores or juniors. This season, the Bruins have not started a freshman in any game. That marks the first time since 1996-97 in which no UCLA freshmen have had a start. In 2013-14, two freshmen (Bryce Alford, Zach LaVine) made just one start in the same game.

THE PAST THREE GAMES

Jules Bernard and Johnny Juzang have each averaged 16.3 points in the Bruins' last three games, a challenging stretch that has featured a road win at Utah (Feb. 25) and losses at Colorado (Feb. 27) and Oregon (March 3). Bernard scored a career-high 23 points in the team's 82-74 loss at Oregon on Wednesday night (10-for-16 from the field, 3-for-5 from 3-point distance). Juzang scored a team-leading 25 points in UCLA's loss at Colorado last Saturday evening.

PAC-12 RACE

UCLA has put itself in contention to secure the Pac-12's regular-season title for the first time since 2013. The Bruins have gone 13-5 in Pac-12 play. A win by UCLA this Saturday afternoon (1 p.m., PT), coupled with an Oregon loss at Oregon State on Sunday (5 p.m., PT), would cement the Bruins as this season's Pac-12 regular-season champion. Last season, Oregon won the Pac-12's regular-season title as UCLA dropped a 54-52 decision at USC on March 7, 2020. A win by the Bruins in that game would have handed UCLA a split of the league's regular-season title, along with Oregon.

SCORING BALANCE

UCLA's team has five players who are currently averaging at least 10.0 points per game (not including the injured Chris Smith). In fact, 10 players on the Bruins' current roster have scored at least 10 points in one game this season. Jules Bernard tallied a career-best 23 points in a loss at Oregon on Wednesday (March 3). Five of UCLA's players who could be in uniform against USC on Saturday afternoon, have scored at least 20 points in one game this year.

CLOSING TIME

Through two seasons under head coach Mick Cronin, UCLA has gone 17-4 in games decided by five points or fewer (and all contests that have finished in overtime, regardless of score margin). Last season, the Bruins went 7-3 in those narrow contests. This year, UCLA has gone 10-1. Through Coach Cronin's final three seasons at Cincinnati (2016-17 through 2018-19), his teams went 18-7 in those situations. From 2016-17 through the 2020-21 season, Coach Cronin's teams have gone 35-11 in such contests. Five of the Bruins' last six victories have been by five points or fewer.

70 POINTS OR FEWER

UCLA has gone 12-2 when limiting the opposition to 70 or fewer points. Last season, UCLA went 18-1 in such situations (one loss, 54-52, at USC in the regular season finale). Through his final three seasons as Cincinnati's head coach (2016-17 through 2018-19), Coach Cronin's teams went 79-10 when holding the opposition to 70 or fewer points. Over the past five seasons, his teams have gone 108-13 when limiting the opponent to 70 or fewer points (through 159 total games).

MEDIA INFORMATION

UCLA Athletic Communications

J.D. Morgan Center, Suite 128

325 Westwood Plaza, Los Angeles, CA 90095

Men's Basketball Contact	Alex Timiraos
Office Phone	(310) 206-0524
Cell Phone	(310) 847-9231
E-mail	atimiraos@athletics.ucla.edu
Website	www.uclabruins.com

Media Availability

Weekly media availability has been taking place via Zoom, through the UCLA Athletic Communications Office. Coach Cronin and selected student-athletes are available via Zoom at a designated date and time. For details about UCLA's media availability sessions, please contact Alex Timiraos in the Athletic Communications Office.

Credentials

Admission to the press seating area in Pauley Pavilion presented by Wescom is through credential only. All credential requests should be made through the Athletic Communications Office at least three days in advance. Media inquiries should be sent via email to Alex Timiraos (atimiraos@athletics.ucla.edu).

Credential Pickup

Credentials are available for pickup on the day of the game at Pauley Pavilion. Please be sure to communicate in advance with Alex Timiraos of the UCLA Athletic Communications Office for details and instructions.

Media Seating

A press pass enables entrance at Pauley Pavilion (northwest entrance). Members of the media will have a seat assigned in Section 215 (north side of the arena, upstairs). Due to COVID-19 protocols, UCLA Athletics is asking media members to stay off the court (and event level). Postgame press conferences, for now, are being conducted in a virtual format (via Zoom). For additional details, please contact Alex Timiraos in the UCLA Athletic Communications Office.

QUICK FACTS

School Information

Founded	1919
Enrollment	45,742
Nickname	Bruins
Colors	Blue and Gold
Home Arena (capacity)	Pauley Pavilion (13,800)
Affiliation	NCAA Division I
Conference	Pac-12
Chancellor	Gene Block
Director of Athletics	Martin Jarmond
Athletic Dept. Phone	(310) 825-8699
Ticket Office Phone	(310) 825-2101

Men's Basketball History

First Season	1919-20
All-Time Record	1926-874 (.688)
NCAA Tournament Appearances	49
NCAA Final Four Appearances	18
NCAA Championships	11
Regular-Season Conference Titles	31

Team Information

2019-20 Record	19-12
2019-20 Pac-12 Record (finish)	12-6 (2nd)
2019-20 Home/Road/Neutral	13-4/5-5/1-3
Lettermen Returning/Lost	9/4
Starters Returning/Lost	5/0
Newcomers	4
Returning Redshirts	1
Head Coach	Mick Cronin (2nd year at UCLA)
Coach Cronin at UCLA	36-19 (2nd season)
Coach Cronin's Career Record	401-190 (18th season)
Associate Head Coach	Darren Savino (2nd season)
Assistant Coach	Rod Palmer (2nd season)
Assistant Coach	Michael Lewis (2nd season)

2020-21 UCLA NUMERICAL ROSTER

No.	Name	Yr.	Pos.	Ht.	Wt.	Hometown (Previous School)
0	Jaylen Clark	Fr.	G	6-5	195	Riverside, Calif. (Etiwanda HS)
1	Jules Bernard	Jr.	G	6-6	205	Los Angeles, Calif. (Windward School)
2	Cody Riley	RS Jr.	F	6-9	255	Kansas City, Kan. (Sierra Canyon HS [California])
3	Johnny Juzang	So.	G	6-6	210	Tarzana, Calif. (University of Kentucky)
4	Jaime Jaquez Jr.	So.	G/F	6-6	220	Camarillo, Calif. (Camarillo HS)
5	Chris Smith	Sr.	G	6-9	215	Chicago, Ill. (Huntington Prep [West Virginia])
10	Tyger Campbell	RS So.	G	5-11	180	Cedar Rapids, Iowa (La Lumiere School [Indiana])
12	Mac Etienne	Fr.	F	6-9	235	New York, N.Y. (Suffield Academy [Connecticut])
13	Jake Kyman	So.	G/F	6-6	220	Aliso Viejo, Calif. (Santa Margarita Catholic HS)
14	Kenneth Nwuba	RS So.	F	6-9	255	Lagos, Nigeria (Huntington Prep [West Virginia])
23	Logan Cremonesi	Fr.	F	6-7	210	Oceanside, Calif. (Mater Dei HS)
24	Jalen Hill	RS Jr.	F/C	6-10	245	Corona, Calif. (Centennial HS)
34	David Singleton	Jr.	G	6-4	210	Los Angeles, Calif. (Bishop Montgomery HS)
43	Russell Stong	Jr.	G	6-3	190	Northridge, Calif. (Crespi HS)

2020-21 UCLA ALPHABETICAL ROSTER

No.	Name	Yr.	Pos.	Ht.	Wt.	Hometown (Previous School)
1	Jules Bernard	Jr.	G	6-6	205	Los Angeles, Calif. (Windward School)
10	Tyger Campbell	RS So.	G	5-11	180	Cedar Rapids, Iowa (La Lumiere School [Indiana])
0	Jaylen Clark	Fr.	G	6-5	195	Riverside, Calif. (Etiwanda HS)
23	Logan Cremonesi	Fr.	F	6-7	210	Oceanside, Calif. (Mater Dei HS)
12	Mac Etienne	Fr.	F	6-9	235	New York, N.Y. (Suffield Academy [Connecticut])
24	Jalen Hill	RS Jr.	F/C	6-10	245	Corona, Calif. (Centennial HS)
4	Jaime Jaquez Jr.	So.	G/F	6-6	220	Camarillo, Calif. (Camarillo HS)
3	Johnny Juzang	So.	G	6-6	210	Tarzana, Calif. (University of Kentucky)
13	Jake Kyman	So.	G/F	6-6	220	Aliso Viejo, Calif. (Santa Margarita Catholic HS)
14	Kenneth Nwuba	RS So.	F	6-9	255	Lagos, Nigeria (Huntington Prep [West Virginia])
2	Cody Riley	RS Jr.	F	6-9	255	Kansas City, Kan. (Sierra Canyon HS [California])
34	David Singleton	Jr.	G	6-4	210	Los Angeles, Calif. (Bishop Montgomery HS)
5	Chris Smith	Sr.	G	6-9	215	Chicago, Ill. (Huntington Prep [West Virginia])
43	Russell Stong	Jr.	G	6-3	190	Northridge, Calif. (Crespi HS)

COACHING STAFF

Mick Cronin	Head Coach (2nd season)	Cincinnati '97
Darren Savino	Associate Head Coach (2nd season)	Jersey City College '16
Rod Palmer	Assistant Coach (2nd season)	UC Irvine '90
Michael Lewis	Assistant Coach (2nd season)	Indiana '00

SUPPORT STAFF

Doug Erickson	Director of Administration	San Jose State '90
T.J. Wolf	Director of Player Personnel	Murray State '07
Nate Georgetown	Director of Student-Athlete Development	Cincinnati '19
Wes Long	Athletic Performance Coach	Texas '03
Shane Besedick	Athletic Trainer	Long Beach State '08
Julie Campos	Executive Assistant, Program Coordinator	UCLA '15

PRONUNCIATION GUIDE

Jules Bernard (jools ber-NARD)
Cremonesi (creh-mo-NEH-see)
Cronin (CRO-nen)
Etienne (eh-TEE-en)
Jaime Jaquez Jr. (HY-may HA-kez)
Juzang (JOO-zang)
Kyman (KY-mun)
Nwuba (NEW-buh)
Savino (suh-VEE-no)

AP POLL
(Week 15 – March 1, 2021)

RK	TEAM	RECORD	PTS
1	Gonzaga (59)	24-0	1571
2	Michigan (4)	18-1	1512
3	Baylor	18-1	1450
4	Illinois	18-6	1350
5	Iowa	18-7	1266
6	West Virginia	17-6	1210
7	Ohio State	18-7	1163
8	Alabama	19-6	1130
9	Houston	20-3	1109
10	Villanova	15-4	942
11	Florida State	14-4	897
12	Arkansas	19-5	847
13	Kansas	18-8	785
14	Creighton	17-6	669
15	Texas	14-7	650
16	Oklahoma	14-7	584
17	Oklahoma State	16-6	553
18	Texas Tech	15-8	494
19	San Diego State	19-4	406
20	Loyola Chicago	21-4	367
21	Virginia	15-6	362
22	Virginia Tech	15-5	335
23	Purdue	16-8	192
24	Colorado	19-7	150
25	Wisconsin	16-9	106

Also receiving votes: BYU 101, USC 88, Clemson 47, Florida 24, Tennessee 19, St. Bonaventure 16, Oregon 15, Missouri 13, Wichita State 11, Maryland 9, Toledo 8, Belmont 5, UConn 5, Winthrop 4, North Carolina 4, Louisville 2, UCLA 2, UC Santa Barbara 1, Drake 1.

USA TODAY COACHES POLL
(Week 15 – March 1, 2021)

RK	TEAM	RECORD	PTS
1	Gonzaga (31)	24-0	799
2	Michigan (1)	18-1	764
3	Baylor	18-1	733
4	Illinois	18-6	670
t-5	Alabama	19-6	576
t-5	West Virginia	17-6	576
7	Houston	20-3	556
8	Iowa	18-7	554
9	Villanova	15-4	541
10	Ohio State	18-7	517
11	Florida State	14-4	485
12	Creighton	17-6	385
13	Arkansas	19-5	376
14	Kansas	18-8	359
15	Oklahoma	14-7	323
16	Texas	14-7	252
17	Oklahoma State	16-6	248
18	Texas Tech	15-8	240
19	Virginia Tech	15-5	224
20	Virginia	15-6	217
21	San Diego State	19-4	183
22	Loyola Chicago	21-4	179
23	Purdue	16-8	130
24	USC	19-6	119
25	Oregon	16-5	97

Also receiving votes: Wisconsin 43, Colorado 43, BYU 25, UCLA 25, Wichita State 21, Maryland 21, Drake 19, Clemson 18, Florida 14, UConn 14, Missouri 12, Belmont 11, Tennessee 9, Winthrop 6, North Carolina 6, Rutgers 3, Xavier 2, Louisville 2, Toledo 1, St. Bonaventure 1, Michigan State 1

UCLA AND THE PAC-12

- UCLA opened Pac-12 play with eight straight victories, the program's best start in conference play since 1982-83 when UCLA opened its Pac-10 slate with nine consecutive wins. That UCLA team finished 15-3 in the Pac-10 (first place, 23-6 overall). The most recent UCLA team to go undefeated in league play was the 1977-78 squad (14-0 in the Pac-10).
- The Bruins are seeking their first Pac-12 regular-season title since 2012-13. That year, UCLA went 13-5 in the Pac-12 and finished as the runner-up in the Pac-12 Tournament (lost to Oregon). UCLA last played in the Pac-12 Tournament's title game in 2014 (UCLA defeated Arizona, 75-71). The Bruins won the conference tournament in 1987, 2006, 2008 and 2014. Last season's Pac-12 Tournament in Las Vegas was canceled due to the COVID-19 pandemic.
- Entering this Saturday's home game against USC, the Bruins have won 13 of 17 Pac-12 contests this season and 24 of their past 31 league games (starting with last year's home victory over California on Jan. 19, 2020). Through that stretch of 31 Pac-12 games (since Jan. 19, 2020), the Bruins have gone 14-2 in contests that have been decided by five points or fewer, or ended in overtime (regardless of the game's final score margin).

DOWN THE STRETCH

The 1973-74 season marked the last time UCLA and USC entered the final week of the season both in contention for the conference title, while also facing each other in the final game. UCLA defeated USC on the road, 82-52, on March 9, 1974, finishing with a 12-2 league record (USC was 11-3). The last time that UCLA and USC finished in the top two in the conference standings was in 1991-92 (UCLA won the league title with a 16-2 mark). The Bruins and Trojans also finished first and second, respectively, in 1978-79, and were the Pac-10's only teams in the NCAA Tournament.

ON POINT

Tyger Campbell has become UCLA's first point guard to start in that role for two consecutive seasons since Bryce Alford (sophomore in 2014-15, junior in 2015-16). In fact, UCLA has had eight different players serve as the primary "starting" point guard over the past 10 seasons (2011-12 through 2020-21). Campbell has averaged 10.6 points and 5.7 assists per game during his sophomore season. His assist-to-turnover ratio (2.8) ranks No. 3 among all Pac-12 players. Campbell registered a season-high 12 assists in the Bruins' Pac-12 opener against California on Dec. 6, 2020.

UNUSUAL OCCURRENCE

Utah did not attempt any free throws in the Bruins' 76-61 win in Salt Lake City on Thursday, Feb. 25. In fact, UCLA made 3 of 4 free throws in the game and only committed seven fouls. That marked UCLA's first game since Nov. 19, 2005 in which the Bruins had limited the opposition to zero free throw attempts (UCLA defeated Delaware State, 56-37, in that contest). Since the 1970-71 season, UCLA has had just two games where the opposition hasn't attempted a free throw.

DO NOT FOUL: The seven personal fouls committed by UCLA in the Pac-12 victory at Utah marked the fewest by any Bruins' squad in a Pac-10/Pac-12 contest since committing five fouls in a win over Oregon State on March 5, 2009.

30-POINT CLUB

Sophomore Johnny Juzang scored a career-high 32 points in a 64-61 win at Washington (Feb. 13, 2021). He became UCLA's first player with at least 30 points in a game since Chris Smith (against Colorado, Jan. 30, 2020, in Pauley Pavilion). Juzang's 32-point effort at Washington marked the most points in a game by any UCLA player since Kris Wilkes had 34 points during his sophomore season in a home win over Arizona (Jan. 26, 2019). Aaron Holiday is UCLA's most recent player to have scored 30 points (or more) in multiple games in one season (2017-18, with four games of 30+ points).

HOME COOKING

UCLA has won its last 18 home games, a streak that began with last year's 50-40 win over California on Jan. 19, 2020. The Bruins had dropped to 8-9 overall with a 74-59 loss to Stanford last season on Jan. 15. The Bruins' 18-game home winning streak marks the program's best such streak (at home) since securing 25 consecutive home victories from Feb. 2006 through Nov. 2007. Most recently, UCLA had a perfect home record in 2006-07, going 16-0 in Pauley Pavilion.

THIS SEASON'S DOUBLE-DOUBLE TALLY

Jalen Hill has registered a team-best eight career double-doubles. Cody Riley has four double-doubles this season. In all, UCLA has five student-athletes who have logged at least one double-double during the 2020-21 campaign.

Jalen Hill	DATE	W/L	RESULT	SITE	PTS	REB	AST	MIN
vs. Seattle	12-03-2020	W	78-52	Home	11	10	3	25

Hill has eight career double-doubles, including one this season.

Cody Riley	DATE	W/L	RESULT	SITE	PTS	REB	AST	MIN
at San Diego State	11-25-2020	L	58-73	Away	14	12	1	31
vs. San Diego	12-09-2020	W	83-56	Home	11	10	2	21
at Arizona State	01-07-2021	W	81-75	Away	22	13	2	32
vs. Oregon State	01-30-2021	W	57-52	Home	16	10	2	29

Riley has seven career double-doubles, including four this season.

Chris Smith	DATE	W/L	RESULT	SITE	PTS	REB	AST	MIN
vs. Pepperdine	11-27-2020	W	107-98	Neutral	26	12	6	51

Smith has four career double-doubles, including one this season.

Tyger Campbell	DATE	W/L	RESULT	SITE	PTS	REB	AST	MIN
vs. California	12-06-2020	W	76-56	Home	11	4	12	29

Campbell has three career double-doubles (point-assist), including one this season.

Jaime Jaquez Jr.	DATE	W/L	RESULT	SITE	PTS	REB	AST	MIN
vs. Pepperdine	11-27-2020	W	107-98	Neutral	16	11	5	55

Jaquez Jr. has three career double-doubles, including one this season.

Johnny Juzang	DATE	W/L	RESULT	SITE	PTS	REB	AST	MIN
at USC	02-06-2021	L	48-66	Away	13	13	4	36

Juzang has one career double-double (this season).

THE BRUINS WHEN ...

Since the start of the 2016-17 season, the Bruins have gone 76-11 when leading at halftime (spanning 157 games). During that span, the UCLA has gone 23-38 when trailing at halftime (4-2 when tied at the break). UCLA's largest halftime deficit overcome in that stretch has been 16 points – UCLA trailed at home against Oregon, 44-28, on Feb. 23, 2019, and outscored the Ducks in the second half (62-39) to win, 90-83. When the Bruins have built a 10-point lead (or larger) at any point in the game, UCLA has gone 82-9. When trailing by 10 or more points in a game, UCLA has gone 16-42.

STREAKING

UCLA has made at least one 3-pointer played in its last 710 games. That 3-point streak began after the Bruins went 0-for-14 from 3-point territory in a 78-63 loss at No. 2-ranked Stanford on Feb. 3, 2000 (Maples Pavilion). UCLA has made at least three 3-pointers in 256 of 262 games since the start of the 2013-14 season. The Bruins made a school single-game-record 19 three-pointers (on 31 attempts) at Colorado on Jan. 12, 2017. UCLA won that road game, 104-89.

COMEBACKS AND DEFICITS

UCLA's comebacks in 2020-21

Trailed Washington by 12 points (39-27) with 1:25 to play, first half	UCLA won, 81-76	Jan. 16, 2021
Trailed Utah by 12 points (16-4) with 15:41 to play, first half	UCLA won, 72-70	Dec. 31, 2020
Trailed Arizona State by 10 points (58-48) with 13:00 to play, second half	UCLA won, 80-79	Feb. 20, 2021

Opponents' comebacks in 2020-21

Oregon trailed by 9 points (58-49) with 11:56 to play, second half	Oregon won, 82-74	March 3, 2021
Colorado trailed by 8 points (32-24) with 3:20 to play, first half	Colorado won, 70-61	Feb. 27, 2021

UCLA's comebacks in 2019-20

Trailed Washington St. by 12 points (58-30) with 13:40 to play, second half	UCLA won in OT, 86-83	Feb. 13, 2020
Trailed Washington by 12 points (39-27) with 18:25 to play, second half	UCLA won, 67-57	Feb. 15, 2020

Opponents' comebacks in 2019-20

Hofstra trailed by 13 points (32-19) with 8:13 to play, first half	Hofstra won, 88-78	Nov. 21, 2019
Washington State trailed by 11 (50-39) with 13:30 to play, second half	WSU won in OT, 79-71	Jan. 4, 2020

UCLA's comebacks in 2018-19

Trailed Oregon by 19 points (47-28) with 19 minutes left, second half	UCLA won, 90-83	Feb. 23, 2019
Trailed at Oregon by 17 points (65-48) with 6:53 to go, second half	UCLA won in OT, 87-84	Jan. 10, 2019
Trailed at California by 11 points (36-25) with 19:07 left, second half	UCLA won in OT, 75-67	Feb. 13, 2019

Opponents' comebacks in 2018-19

Utah trailed UCLA by 22 points (69-47) with 12:10 remaining, second half	Utah won, 93-92	Feb. 9, 2019
Belmont trailed UCLA by 12 points (57-45) with 15:02 to play, second half	Belmont won, 74-72	Dec. 15, 2018

UCLA's comebacks in 2017-18

UCLA trailed Washington by 14 points (43-29) with 17:11 to play, second half	UCLA won, 74-53	Dec. 31, 2017
UCLA trailed Wisconsin by 12 points (38-26) with 1:51 to play, first half	UCLA won, 72-70	Nov. 21, 2017

Opponents' comebacks in 2017-18

Michigan trailed UCLA by 15 points (46-31) with 14:48 to play, second half	Michigan won (OT), 78-69	Dec. 9, 2017
--	--------------------------	--------------

UCLA'S TRIPLE-DOUBLE NOTES

The Bruins have four triple-doubles in their record book, including three since the assist became an official NCAA stat prior to the 1983-84 season. Most recently, Kyle Anderson had a triple-double as a sophomore in Nov. 2013.

PLAYER	DATE	OPPONENT	RESULT	PTS	RBS	AST	BLK
Kyle Anderson	11/22/2013	Morehead State	W, 81-70	13	12	11	3
Toby Bailey	12/18/1995	Stephen F. Austin	W, 109-88	23	10	10	1
Jelani McCoy	12/09/1995	Maryland	W, 73-63	15	10	0	11
Bill Walton	12/08/1973	SMU	W, 77-60	25	16	11	-

- As a freshman in 2018-19, Moses Brown finished with 23 points, 14 rebounds and eight blocks in the Bruins' 95-58 victory against Saint Francis U (Nov. 16, 2018). He became UCLA's first player since Jerome Moiso (Jan. 22, 2000, versus Arizona State) to have recorded at least 20 points and five blocks in a game. The Bruins have not had any player with a triple-double of the point-rebound-block variety since Jelani McCoy on Dec. 9, 1995 (stats located above).

- This season, Chris Smith had 26 points, 12 rebounds and six assists in a triple-overtime victory over Pepperdine (Nov. 27). During the 2017-18 campaign, Aaron Holiday came close to notching a triple-double with 23 points, nine assists and six rebounds in an 82-79 victory at home against USC (Feb. 3, 2018). Holiday also approached triple-double territory in a win over Stanford (March 8, 2018), recording a career-high-tying 34 points, eight assists and seven rebounds.

PRESEASON PROJECTIONS

UCLA was selected first in the preseason Pac-12 media poll, announced by the conference office on Nov. 12, 2020. Arizona State was picked second, while Oregon was selected third. UCLA earned the top spot in the preseason poll for the first time since 2011-12.

Members of the media have correctly picked the regular-season winner of the conference 17 times in 31 tries. The winner has been accurately chosen in 19 of the 31 all-time preseason votes. UCLA was selected eighth in the 2019-20 preseason poll and compiled a 12-6 record in league games (second place). The Bruins last won the Pac-12 regular-season title in 2012-13. Other prior regular-season titles for UCLA took place in 2005-06, 2006-07 and 2007-08. The Bruins finished second in the league in 2013-14 and third in 2016-17. UCLA most recently won the Pac-12's tournament title in 2014 (in Las Vegas).

Team	Points
1. UCLA (9)	251
2. Arizona State (5)	246
3. Oregon (7)	241
4. Stanford (1)	209
5. Arizona	173
6. USC (1)	154
7. Colorado	149
8. Utah	131
9. Washington	85
10. California	65
11. Washington State	54
12. Oregon State	36

UCLA IN OVERTIME

The Bruins have won six of their past eight overtime contests (including a 2-1 mark this season). UCLA went 1-1 in overtime last year (both contests against Washington State). In 2018-19, the Bruins went 3-0 in overtime. That season, UCLA registered road victories at Oregon and California and at home against USC. In 2017-18, the Bruins played in five overtime contests, with one of those games pushing into two overtime sessions. UCLA went 2-3 in those five overtime games.

HEADED TO DOUBLE OVERTIME

Two of UCLA's last three double overtime games have come against the Stanford Cardinal. In 2017-18, the Bruins absorbed a 107-99 double overtime loss at Stanford. UCLA's last win in double overtime occurred against Stanford in Pauley Pavilion (Jan. 8, 2015). In that game, Kevon Looney had 27 points and 19 rebounds to help UCLA erase a 14-point deficit with just over nine minutes remaining in the second half.

The list of games below includes UCLA's overtime results since the start of the 1986-87 season.

Date	Opponent	W/L	Score		
01/23/21	Stanford	L	72-73	A	1-OT
01/07/21	Arizona State	W	81-75	A	1-OT
11/27/20	Pepperdine	W	107-98	N	3-OT
02/13/20	Washington State	W	86-83	H	1-OT
01/04/20	Washington State	L	71-79	A	1-OT
02/28/19	USC	W	93-88	H	1-OT
02/13/19	California	W	75-67	A	1-OT
01/10/19	Oregon	W	87-84	A	1-OT
03/09/18	Arizona	L	67-78	N	1-OT
02/17/18	Oregon	W	86-78	H	1-OT
01/04/18	Stanford	L	99-107	A	2-OT
12/09/17	Michigan	L	69-78	A	1-OT
11/15/17	Central Arkansas	W	106-101	H	1-OT
01/01/16	Washington	L	93-96	A	2-OT
11/13/15	Monmouth	L	81-84	H	1-OT
01/08/15	Stanford	W	86-81	H	2-OT
02/27/14	Oregon	L	83-87	H	2-OT
02/27/13	Arizona State	W	79-74	H	1-OT
01/30/13	USC	L	71-75	H	1-OT
12/28/12	Missouri	W	97-94	H	1-OT
11/13/12	UC Irvine	W	80-79	H	1-OT
03/05/11	Washington State	W	58-54	A	1-OT
02/20/11	California	L	72-76	A	1-OT
01/29/11	Arizona State	W	73-72	A	1-OT
01/28/10	Oregon	L	66-71	A	1-OT
01/06/10	California	W	76-75	A	1-OT
11/16/09	Cal State Fullerton	L	65-68	H	2-OT
01/17/09	Arizona State	L	58-61	H	1-OT
03/06/08	Stanford	W	77-67	H	1-OT
03/08/07	California	L	69-76	N	1-OT
03/02/06	California	W	67-58	A	1-OT
02/03/05	Washington State	W	58-56	A	1-OT
01/06/05	Washington State	W	80-77	H	2-OT
02/25/04	USC	L	77-78	A	1-OT
02/12/04	Arizona State	L	62-74	A	1-OT
01/10/04	Washington	W	86-84	A	1-OT
12/13/03	Loyola Marymount	W	69-66	H	1-OT
03/13/03	Arizona	W	96-89	N	1-OT
02/20/03	California	W	76-75	H	1-OT
01/30/03	Oregon	L	91-96	H	1-OT
11/26/02	San Diego	L	81-86	H	1-OT
03/17/02	Cincinnati	W	105-101	N	2-OT
02/24/01	Oregon State	W	68-65	A	1-OT
02/15/01	Arizona	W	79-77	H	1-OT
11/10/00	Kentucky	W	97-92	N	1-OT
03/04/00	Stanford	W	94-93	A	1-OT
12/23/99	South Florida	W	103-98	N	1-OT
01/04/99	Arizona State	W	88-85	H	1-OT
02/18/98	USC	W	82-75	A	1-OT
03/20/97	Iowa State	W	74-73	N	1-OT
01/30/97	Oregon	L	85-87	A	1-OT
01/18/97	Arizona	W	84-78	H	1-OT
11/20/96	Tulsa	L	76-77	H	1-OT
03/07/96	Washington	W	91-88	H	1-OT
01/04/96	Washington State	W	78-73	A	1-OT
02/16/95	Arizona State	W	82-77	H	1-OT
03/21/93	Michigan	L	84-86	N	1-OT
01/18/92	Oregon State	W	87-81	H	1-OT
02/10/91	Arizona	L	94-105	H	1-OT
01/24/91	Oregon State	L	96-97	A	2-OT
02/20/88	Arizona	L	76-78	H	1-OT
12/23/87	Stanford	L	110-116	A	2-OT
01/18/87	Oregon State	W	69-67	H	1-OT

AGAINST TOP-RANKED OPPONENTS

UCLA has logged six wins over top-10 teams since the start of the 2015-16 season. The Bruins have won four of their last seven meetings against top-five ranked teams. The Bruins last faced a team ranked among the AP "top 10" in Nov. 2019.

The last time that UCLA ...

Faced a top-10 team:	vs. No. 3 Michigan State	L, 62-75	Nov. 27, 2019
Faced a top-10 team at home:	vs. No. 5 Oregon	W, 82-79	Feb. 9, 2017
Faced a top-10 team in a true road game:	at No. 4 Arizona	W, 77-72	Feb. 25, 2017
Defeated a top-10 team:	vs. No. 7 Kentucky	W, 83-75	Dec. 23, 2017
Defeated a top-10 team in a true road game:	at No. 4 Arizona	W, 77-72	Feb. 25, 2017
Faced a top-10 non-conference team:	vs. No. 3 Michigan State	L, 62-75	Nov. 27, 2019
Faced a top-10 non-conference team at home:	vs. No. 1 Kentucky	W, 87-77	Dec. 3, 2015
Defeated a top-10 non-conference team:	vs. No. 7 Kentucky	W, 83-75	Dec. 23, 2017
Defeated a top-10 non-conference team at home:	vs. No. 1 Kentucky	W, 87-77	Dec. 3, 2015
Defeated a top-10 non-conference team (road/neutral):	vs. No. 7 Kentucky	W, 83-75	Dec. 23, 2017

AGAINST NUMBER ONE

Since the start of the 2015-16 season, UCLA has gone 2-3 against the No. 1-ranked team (as ranked in that week's AP poll). Four seasons ago, the Bruins defeated No. 1 Kentucky (Dec. 3, 2016) in their first trip to Rupp Arena. Other recent meetings against the nation's No. 1-ranked team have occurred in Dec. 2015 (vs. Kentucky), in Dec. 2014 (vs. Kentucky), in Jan. 2014 (vs. Arizona) and in March 2014 (vs. Florida). UCLA has gone 12-22 all-time against the AP's No. 1-ranked team.

The Last Time ...

	Date	Result	Score	Opponent	Venue
Played No. 1 team	12/03/2016	W	97-92	Kentucky	Rupp Arena
Defeated No. 1 team	12/03/2016	W	97-92	Kentucky	Rupp Arena
Defeated No. 1 team at home	12/03/2015	W	87-77	Kentucky	Pauley Pavilion
Defeated No. 1 team on road	12/03/2016	W	97-92	Kentucky	Rupp Arena

UCLA VERSUS RANKED TEAMS

- The Bruins' 2019-20 team finished the season with wins over three "top 25" ranked teams in the second half of the season. In fact, the Bruins won the final three games that they played against ranked opponents – at home against Colorado (Jan. 30), at Arizona (Feb. 8) and at Colorado (Feb. 22). UCLA had not won three games against ranked opponents in a one-month span since March 2008.

- Kentucky was ranked No. 1 in the nation in the AP and USA Today Coaches polls when UCLA faced them in Dec. 2014, Dec. 2015 and Dec. 2016. UCLA's win at Rupp Arena on Dec. 3, 2016 marked the Bruins' first victory on the road at a No. 1-ranked team since Feb. 3, 2001 (when UCLA knocked off Stanford, 79-73). UCLA had not played a road game at the No. 1-ranked team since Feb. 13, 2003. The Bruins lost that game at No. 1 Arizona, 106-70.

- The Bruins' victory at Kentucky on Dec. 3, 2016 marked the program's first victory in a true road game against the nation's No. 1 team since Feb. 3, 2001, when UCLA knocked off Stanford, 79-73, in Maples Pavilion. Since the start of the 1999-2000 season, UCLA has gone 6-8 against the No. 1-ranked team. Through the previous five seasons, UCLA has gone 2-3 against the nation's No. 1-ranked team (as ranked in that week's AP poll).

HEADED TO WESTWOOD

UCLA received signed National Letters of Intent from high school seniors Will McClendon and Peyton Watson during the early signing period, as announced by head coach Mick Cronin on Nov. 12.

Both students will enroll as freshmen at UCLA in 2021-22. Watson, a 6-foot-7 guard from Long Beach, Calif., averaged 23.2 points, 8.0 rebounds and 3.0 assists per game at Long Beach Poly last season. Currently a senior with the Jackrabbits, Watson has been ranked No. 8 in his high school class by 247Sports.com (and No. 17 by Rivals.com). Watson has been named as a 2021 McDonald's All-American (no All-American game this year). McClendon, a 6-foot-4 guard who has excelled at Bishop Gorman High School (Las Vegas), registered 16.0 points, 5.0 rebounds, 4.0 assists and 3.0 steals per game last season. Now in his senior year at Bishop Gorman, McClendon has been ranked No. 37 in his high school class by Rivals.com and 247Sports.com.

Watson has been ranked as the state of California's No. 1 player by ESPN.com. In 2019-20, Watson guided Long Beach Poly to the program's 11th consecutive Moore League title before earning All-CIF Southern Section Division I honors. As a sophomore (2018-19), he helped Long Beach Poly to a 12-0 league record. In last season's regular-season finale, he finished with 28 points, 11 rebounds and three blocks as the Jackrabbits clinched the Moore League title.

McClendon helped lead Bishop Gorman to the program's ninth consecutive state title during his junior campaign (2019-20), as the Gaels took down Desert Pines, 65-37, in the Nevada Class 4A state title contest at Lawlor Events Center in Reno, Nev. He scored a team-leading 14 points in the championship victory as Bishop Gorman concluded the season with a 29-3 record. McClendon secured first-team All-Southern Nevada honors at the end of his junior season.

UCLA vs. RANKED TEAMS SINCE 2005-06 (AP POLL)

DATE	TEAM	Score	Opp.	UCLA
12/19/20	Ohio State	L 70-77	20	–
02/22/20	Colorado	W 70-63	18	–
02/08/20	Arizona	W 65-52	23	–
01/30/20	Colorado	W 72-68	20	–
01/26/20	Oregon	L 75-96	12	–
11/27/19	Michigan State	L 62-75	3	–
12/22/18	Ohio State	L 66-80	15	–
11/23/18	North Carolina	L 78-94	7	17
11/22/18	Michigan State	L 67-87	11	17
03/09/18	Arizona	L 67-78 (OT)	15	–
02/08/18	Arizona	W 82-74	13	–
12/23/17	Kentucky	W 83-75	7	–
12/16/17	Cincinnati	L 63-77	25	–
03/24/17	Kentucky	L 75-86	5	8
03/19/17	Cincinnati	W 79-67	18	8
03/10/17	Arizona	L 75-86	7	3
02/25/17	Arizona	W 77-72	4	5
02/09/17	Oregon	W 82-79	5	10
01/21/17	Arizona	L 85-96	14	3
12/28/16	Oregon	L 87-89	21	2
12/03/16	Kentucky	W 97-92	1	11
03/02/16	Oregon	L 68-76	9	–
02/12/16	Arizona	L 75-81	17	–
01/07/16	Arizona	W 87-84	7	–
12/19/15	North Carolina	L 76-89	11	22
12/12/15	Gonzaga	W 71-66	20	–
12/03/15	Kentucky	W 87-77	1	–
11/24/15	Kansas	L 73-92	5	–
03/27/15	Gonzaga	L 62-74	7	–
03/19/15	SMU	W 60-59	20	–
03/13/15	Arizona	L 64-70	5	–
02/21/15	Arizona	L 47-57	7	–
01/29/15	Utah	W 69-59	11	–
01/04/15	Utah	L 39-71	10	–
12/20/14	Kentucky	L 44-83	1	–
12/13/14	Gonzaga	L 74-87	9	–
11/27/14	North Carolina	L 56-78	5	22
03/27/14	Florida	L 68-79	1	20
03/15/14	Arizona	W 75-71	4	–
01/16/14	Colorado	W 69-56	21	25
01/09/14	Arizona	L 75-79	1	–
12/19/13	Duke	L 63-80	8	–
03/15/13	Arizona	W 66-64	18	24
03/02/13	Arizona	W 74-69	11	–
01/24/13	Arizona	W 84-73	6	–
01/19/13	Oregon	L 67-76	21	24
12/28/12	Missouri	W 97-94 (OT)	7	–

DATE	TEAM	Score	Opp.	UCLA
12/01/12	San Diego State	L 69-78	23	24
11/23/11	Michigan	L 63-79	15	–
11/22/11	Kansas	L 56-72	14	–
03/19/11	Florida	L 65-73	15	–
02/26/11	Arizona	W 71-49	10	–
12/18/10	BYU	W 86-79	16	–
12/02/10	Kansas	L 76-77	4	–
11/24/10	Villanova	L 70-82	7	–
12/06/09	Kansas	L 61-73	1	–
11/27/09	Butler	L 67-69	12	–
03/21/09	Villanova	L 69-89	11	18
02/19/09	Washington	W 85-76	22	20
02/12/09	Arizona State	L 67-74	18	11
01/17/09	Arizona State	L 58-61 (OT)	16	9
12/04/08	Texas	L 64-68	8	12
04/05/08	Memphis	L 63-78	2	3
03/29/08	Xavier	W 76-57	12	3
03/15/08	Stanford	W 67-64	11	3
03/06/08	Stanford	W 77-67 (OT)	7	3
02/07/08	Washington St.	W 67-59	17	5
01/12/08	Washington St.	W 81-74	4	5
01/03/08	Stanford	W 76-67	20	5
12/02/07	Texas	L 61-63	8	2
11/20/07	Michigan State	W 68-63	10	2
03/31/07	Florida	L 66-76	3	7
03/24/07	Kansas	W 68-55	2	7
03/22/07	Pittsburgh	W 64-55	10	7
03/01/07	Washington St.	W 53-45	13	2
02/17/07	Arizona	W 81-66	19	5
02/07/07	USC	W 70-65	19	2
02/01/07	Oregon	W 69-57	9	5
01/20/07	Arizona	W 73-69	11	3
01/06/07	Oregon	L 66-68	16	1
12/31/06	Washington	W 96-74	13	1
12/09/06	Texas A&M	W 65-62	6	1
11/22/06	Georgia Tech	W 88-73	19	5
11/21/06	Kentucky	W 73-68	20	5
04/03/06	Florida	L 57-73	10	7
04/01/06	LSU	W 59-45	19	7
03/25/06	Memphis	W 50-45	4	7
03/23/06	Gonzaga	W 73-71	5	7
02/11/06	Washington	L 67-70	21	13
01/21/06	West Virginia	L 56-60	12	18
01/14/06	Washington	L 65-69	13	11
01/05/06	Arizona	W 85-79	21	17
12/10/05	Nevada	W 67-56	17	16
11/23/05	Memphis	L 80-88	11	16

BRUINS IN THE NBA (MARCH 2021)

Player	NBA Team	NBA Season	Years in NBA	Years at UCLA
Kyle Anderson	Memphis Grizzlies	7th season	2015-2020	2013-2014
Trevor Ariza	Oklahoma City Thunder	17th season	2005-2020	2004
Lonzo Ball	New Orleans Pelicans	4th season	2018-2020	2017
Moses Brown	Oklahoma City Thunder	2nd season	2020	2019
Aaron Holiday	Indiana Pacers	3rd season	2019-2020	2016-2018
Jrue Holiday	Milwaukee Bucks	12th season	2010-2020	2009
Zach LaVine	Chicago Bulls	7th season	2015-2020	2014
Kevon Looney	Golden State Warriors	6th season	2016-2020	2015
Kevin Love	Cleveland Cavaliers	13th season	2009-2020	2008
Norman Powell	Toronto Raptors	6th season	2016-2020	2012-2015
Russell Westbrook	Washington Wizards	13th season	2009-2020	2007-2008

• Since 1948, UCLA has produced the second-most NBA draft selections (121) ... Kentucky tops that list with 134 ... trailing Kentucky and UCLA are North Carolina (116) and Duke (100) ... during the 2019-20 NBA season, UCLA had 14 former players in action ... Trevor Ariza is the most veteran of the group, having entered the league in 2004-05.

• The Bruins' program has 11 former players who are listed on NBA rosters. Four of those players switched teams in the offseason. Russell Westbrook is now in his 13th year in the NBA, his first season with the Washington Wizards. Also on the move was Jrue Holiday (to Milwaukee), Trevor Ariza (to Oklahoma City) and Moses Brown (to Oklahoma City, on a two-way contract). The NBA's regular season began on Tuesday, Dec. 22.

• Zach LaVine, a first-round pick by Minnesota in 2014, was named an NBA All-Star in 2021 for the first time in his career. Currently in his fourth season with the Chicago Bulls (his seventh NBA season), LaVine had averaged 28.7 points and 5.2 rebounds per game, through NBA games played on Wednesday, March 3.

• In 2016-17, Russell Westbrook became the third player from UCLA to secure NBA Most Valuable Player acclaim ... Kareem Abdul-Jabbar (known as Lew Alcindor while in college) earned MVP honors six times (1971, 1972, 1974, 1976, 1977 and 1980) and Bill Walton was named the league's MVP in 1978 ... in the summer of 2017, UCLA became the first school in the nation to have produced three players who have won the NBA's Most Valuable Player Award.

• Russell Westbrook was named MVP of the NBA All-Star Game in 2015 and 2016 ... last season (2019-20), Westbrook was selected to the NBA's All-Star Game for the ninth time ... in 2017, he scored 41 points in the contest ... Kevin Love, who was teammates with Westbrook at UCLA in 2007-08, was chosen in 2017-18 for the fifth time in his career.

• UCLA's former guards stole the show at both NBA All-Star Weekends in 2015 (New York) and 2016 (Toronto) ... during of those two All-Star Weekends, Zach LaVine won the annual Slam Dunk Contest one night before Russell Westbrook captured NBA All-Star Game Most Valuable Player (MVP) accolades.

UCLA's 1,000-POINT SCORERS

No.	Player	Points	PPG	No.	Player	Points	PPG
1.	Don MacLean (1989-92)	2608	20.5	35.	Kris Johnson (1995-98)	1294	11.6
2.	Lew Alcindor (1967-69)	2325	26.4	36.	Henry Bibby (1970-72)	1293	14.4
3.	Jason Kapon (2000-03)	2095	16.5	37.	Dan Gadzuric (1999-02)	1287	10.5
–	Reggie Miller (1984-87)	2095	17.2	38.	Thomas Welsh (2015-18)	1248	9.5
5.	Bryce Alford (2014-17)	1922	13.6	39.	Richard Washington (1974-76)	1245	14.3
6.	Toby Bailey (1995-98)	1846	14.3	40.	Willie Naulls (1954-56)	1225	15.5
7.	Ed O'Bannon (1992-95)	1815	15.1	41.	Mike Sanders (1979-82)	1210	11.1
8.	J.R. Henderson (1995-98)	1801	14.2	42.	John Moore (1952-55)	1202	11.1
9.	Trevor Wilson (1987-90)	1798	14.3	43.	Darrick Martin (1989-92)	1195	9.3
10.	Tracy Murray (1990-92)	1792	18.3	44.	Walt Torrence (1957-59)	1181	15.3
11.	Charles O'Bannon (1994-97)	1784	13.3	45.	Mike Warren (1966-68)	1176	13.7
12.	Bill Walton (1972-74)	1767	20.3	46.	Darren Daye (1980-83)	1149	10.1
13.	Josh Shipp (2005-09)	1734	12.4	47.	John Green (1960-62)	1148	14.2
14.	David Greenwood (1976-79)	1721	14.8	48.	Jordan Adams (2013-14)	1131	16.4
15.	Gail Goodrich (1963-65)	1691	18.9	49.	Tony Parker (2013-16)	1128	8.3
16.	Marques Johnson (1974-77)	1659	14.4	50.	Montel Hatcher (1984-87)	1115	9.4
17.	Darren Collison (2006-09)	1639	11.5	51.	Matt Barnes (1999-02)	1066	8.8
18.	Kenny Fields (1981-84)	1638	14.9	52.	T.J. Cummings (2001-04)	1062	9.0
19.	Shon Tarver (1991-94)	1575	12.8	53.	Dave Meyers (1973-75)	1046	11.8
20.	Arron Afflalo (2005-07)	1540	14.7	54.	Kris Wilkes (2018-19)	1025	15.5
21.	Tyus Edney (1992-95)	1515	12.1	55.	Mitchell Butler (1990-93)	1023	7.9
22.	Pooh Richardson (1986-89)	1461	12.0	–	Don Bragg (1952-55)	1023	9.5
23.	Dijon Thompson (2002-05)	1458	12.5	57.	Michael Roll (2006-10)	1008	6.9
24.	Earl Watson (1998-01)	1449	11.2				
25.	Aaron Holiday (2016-18)	1443	14.3				
26.	Isaac Hamilton (2015-17)	1426	13.7				
27.	Sidney Wicks (1969-71)	1423	15.8				
28.	Walt Hazzard (1962-64)	1401	16.1				
29.	Kiki Vandeweghe (1977-80)	1380	12.2				
30.	Norman Powell (2012-15)	1376	9.8				
31.	Curtis Rowe (1969-71)	1371	15.2				
32.	Rod Foster (1980-83)	1365	12.1				
33.	Roy Hamilton (1976-79)	1355	12.5				
34.	Keith Wilkes (1972-74)	1349	15.0				

UCLA'S CAREER SCORING LIST

Kris Wilkes became the most recent player to have crossed the 1,000-career point plateau, doing so during the 2018-19 season.

UCLA BASKETBALL ON THE AIR

For the 13th straight season, UCLA men's basketball games are being produced by the UCLA Sports Network from Learfield IMG College, with AM 570 Fox Sports LA in Los Angeles serving as the flagship station for the network.

The 2020-21 campaign marks the 24th year of UCLA's partnership with AM 570 Fox Sports LA owner iHeartMedia (formerly Clear Channel Communications). All men's basketball games will be broadcast on KLAC (AM 570) or one of its sister iHeartMedia stations. UCLA and Learfield IMG College have agreed to terms to simulcast a significant number of men's basketball games on 97.3 THE FAN in San Diego. The primary sister station in the greater Los Angeles area is AM 1150 (KEIB).

UCLA's 2020-21 schedule will be televised live on a variety of broadcast networks. While the team's schedule remains in flux, the Bruins's basketball games are being televised on the ESPN family of networks, FOX Sports, CBS and Pac-12 Networks. CBS will televise the Bruins' matchup against Kentucky in Cleveland, slated for Saturday, Dec. 19 (as part of the CBS Sports Classic).

Josh Lewin has entered his fifth season as the play-by-play voice for the UCLA men's basketball and football teams. In addition to calling UCLA games, he recently handled broadcasting duties for a select number of Boston Red Sox games. Prior to his work with Boston, Lewin spent seven seasons as a play-by-play voice for the New York Mets. He served as the voice of the San Diego Chargers for 12 seasons (2005-17), before the team relocated to Los Angeles. Lewin has over two decades of experience calling NFL, MLB, NHL and NCAA football and basketball contests.

Tracy Murray is now in his 12th season as a radio analyst. Murray, who played at UCLA (1990-92) before enjoying a 12-year NBA career, spent the 2015-16 season as a shooting coach for the Los Angeles Lakers. Previously, he served as a radio analyst with UCLA from 2008-15. Murray ranks 10th on UCLA's all-time scoring list with 1,792 career points in 98 games.

Fans around the nation can also follow UCLA games on SIRIUS and XM Satellite Radio, as well as the Tuneln app and website (Tuneln.com). UCLA's broadcasts can also be heard online by visiting ucla.leanplayer.com.



Josh Lewin (left) and Tracy Murray

HEAD COACH MICK CRONIN – YEAR-BY-YEAR SUMMARY

Year	School	Record	Pct.	League	Pct.	Finish	Postseason
2003-04	Murray State	28-6	.824	14-2	.875	2nd	NCAA First Round (0-1)
2004-05	Murray State	17-11	.607	11-5	.688	t-2nd	—
2005-06	Murray State	24-7	.774	17-3	.850	1st	NCAA First Round (0-1)
2006-07	Cincinnati	11-19	.367	2-14	.125	16th	—
2007-08	Cincinnati	13-19	.406	8-10	.444	10th	CBI Tournament First Round (0-1)
2008-09	Cincinnati	18-14	.563	8-10	.444	9th	—
2009-10	Cincinnati	19-16	.543	7-11	.389	11th	NIT Second Round (1-1)
2010-11	Cincinnati	26-9	.743	11-7	.611	t-6th	NCAA Second Round (1-1)
2011-12	Cincinnati	26-11	.703	12-6	.667	t-4th	NCAA Sweet 16 (2-1)
2012-13	Cincinnati	22-12	.647	9-9	.500	t-9th	NCAA First Round (0-1)
2013-14	Cincinnati	27-7	.794	15-3	.833	t-1st	NCAA First Round (0-1)
2014-15	Cincinnati	23-11	.676	13-5	.722	t-3rd	NCAA Second Round (1-1)
2015-16	Cincinnati	22-11	.667	12-6	.667	t-3rd	NCAA First Round (0-1)
2016-17	Cincinnati	30-6	.833	16-2	.889	2nd	NCAA Second Round (1-1)
2017-18	Cincinnati	31-5	.861	16-2	.889	1st	NCAA Second Round (1-1)
2018-19	Cincinnati	28-7	.800	14-4	.778	2nd	NCAA First Round (0-1)
2019-20	UCLA	19-12	.613	12-6	.667	2nd	—
2020-21	UCLA	17-7	.708	13-5	.722	—	—
3 seasons at Murray State		69-24	.742	42-10	.808	—	2 NCAA Tournaments
13 seasons at Cincinnati		296-147	.668	143-89	.616	—	9 NCAA Tournaments
2 seasons at UCLA		36-19	.655	25-11	.694	—	—
OVERALL		401-190	.679	210-110	.656	—	11 NCAA Tournaments

NOTES ON MICK CRONIN

- Now in his 18th season as a head coach ... was named UCLA's head coach on April 9, 2019, becoming the 14th head coach in the history of the Bruins' basketball program ... spent the prior 13 seasons at Cincinnati, where he guided the Bearcats to each of the previous nine NCAA Tournaments ... through 16 seasons as a head coach, has earned 11 NCAA Tournament berths.
- Coached in the Big East Conference during his first seven seasons at Cincinnati, a league that had either 15 or 16 teams during that span ... Cincinnati moved to the American Athletic Conference prior to the 2013-14 school year ... the Pac-12 Conference will mark the fourth league in which Cronin has served as a head coach.
- Cronin is one of six head coaches in college basketball to have led his teams to the past nine NCAA Tournaments ... the other five head coaches on that list are Mark Few (Gonzaga), Tom Izzo (Michigan State), Mike Krzyzewski (Duke), Bill Self (Kansas) and Roy Williams (North Carolina).

Mick Cronin's Career Records vs. Opponents

Alabama	1-0	George Mason	1-0	North Carolina	0-2	St. John's	5-6
Alabama State	2-0	George Washington	1-0	North Carolina A&T	1-0	St. Mary's	0-1
Albany	1-0	Georgetown	6-6	North Carolina Central	3-0	Stanford	0-2
Arizona State	2-1	Georgetown College	1-0	Northern Kentucky	1-0	Stony Brook	1-0
Arizona	4-0	Georgia	1-0	Northwestern State	1-0	Syracuse	2-6
Arkansas Little Rock	1-0	Georgia Southern	1-0	Notre Dame	3-8	TCU	1-0
Arkansas Pine Bluff	5-0	Georgia State	1-0	Oakland	1-0	Temple	9-3
Arkansas Tech	1-0	Gonzaga	0-1	Ohio	0-1	Tennessee	0-1
Appalachian State	1-0	Harvard	0-1	Ohio State	0-4	Tennessee State	5-1
Austin Peay	4-1	High Point	1-0	Oklahoma	2-0	Tennessee-Martin	9-0
Belmont	0-1	Hofstra	0-1	Oregon	1-2	Tennessee Tech	3-2
Bowling Green	2-1	Houston	10-4	Oregon State	2-0	Texas	1-0
Bradley	0-1	Howard	1-0	Penn State	1-0	Texas A&M Corpus Christi	1-1
Brown	1-0	Illinois	0-1	Pepperdine	1-0	Texas San Antonio	2-0
Buffalo	1-0	Illinois-Chicago	1-0	Pittsburgh	4-8	Texas Southern	3-0
Butler	0-2	Illinois State	0-1	Prairie View A&M	1-0	Toledo	2-0
BYU	0-1	Iowa	0-1	Presbyterian	0-1	Tulane	6-1
Cal State Bakersfield	1-0	Iowa State	2-1	Providence	4-5	Tulsa	8-1
Cal State Fullerton	0-1	Jacksonville State	6-0	Purdue	1-0	UAB	1-4
California	3-0	Kansas State	1-0	Purdue Fort Wayne	1-0	UC Davis	1-0
Campbell	2-0	Kennesaw State	1-0	Radford	1-0	UCLA	2-1
Campbellsville	1-0	Kentucky	0-1	Rhode Island	0-1	UC Santa Barbara	1-0
Central Florida	10-2	Lipscomb	2-0	Rice	2-0	UMass Lowell	1-0
Central Michigan	1-0	Long Beach State	1-0	Richmond	1-0	UNLV	3-0
Chaminade University	1-0	Louisville	5-7	Robert Morris	1-0	USC	0-3
Charleston Southern	1-0	Marquette	4-4	Rutgers	9-3	Utah	4-0
Chicago State	3-0	Marshall	2-1	Samford	3-3	Utah Valley	1-0
Cincinnati	0-1	Maryland	1-0	San Diego	1-0	Vanderbilt	1-0
Cleveland State	1-0	Maryland Eastern Shore	1-0	San Diego State	1-1	VCU	1-1
Coastal Carolina	2-0	Memphis	10-5	San Jose State	1-0	Villanova	4-4
Colorado	3-1	Miami (Ohio)	5-0	Savannah State	2-0	Wagner	2-0
Connecticut	15-11	Michigan State	0-1	Seattle	1-0	Washington	4-0
Coppin State	1-0	Middle Tennessee	2-0	Seton Hall	4-3	Washington State	3-2
Creighton	0-1	Milwaukee	1-0	SIU Edwardsville	2-0	Weber State	1-0
Dayton	1-1	Mississippi	1-1	SMU	11-4	West Florida	1-0
Delaware State	2-0	Mississippi State	2-1	South Carolina State	1-0	West Virginia	3-5
Denver	1-0	Mississippi Valley State	1-0	South Carolina Upstate	2-0	Western Carolina	3-0
DePaul	6-3	Missouri	1-1	South Dakota	1-0	Western Illinois	1-0
East Carolina	5-2	Morehead State	1-0	South Florida	14-4	Western Kentucky	1-1
Eastern Illinois	6-1	Morgan State	1-0	Southeast Missouri	5-2	Wichita State	4-1
Eastern Kentucky	6-1	Mount St. Mary's	1-0	Southeastern Louisiana	1-0	Winthrop	1-0
Fairfield	1-0	N.C. State	3-1	Southern Illinois	1-2	Wright State	3-0
Fairleigh Dickinson	1-0	Nebraska	2-1	Southern Mississippi	1-0	Wofford	0-1
Florida	0-1	Nevada	0-1	Southern Utah	1-0	Wyoming	1-0
Florida A&M	1-0	New Mexico	0-2	St. Francis (Pa.)	2-0	Xavier	5-8
Florida State	1-1	Norfolk State	1-0	St. Joseph's	0-1		

MICK CRONIN

The Michael Price Family UCLA Men's Head Basketball Coach



Record at UCLA
36-19 (2nd season)
Overall Record
401-190 (18th season)

Mick Cronin has entered his second season as UCLA's head coach, having been named the 14th head coach in the history of the Bruins' basketball program on April 9, 2019. Cronin, 49, arrived in Westwood after spending the previous 13 seasons as head coach at his alma mater, the University of Cincinnati. He served as the head coach at Murray State for three seasons, prior to taking the head coaching position at Cincinnati.

Cronin was named the 2020 Pac-12 Conference Coach of the Year, marking the third conference in which he secured "Coach of the Year" acclaim. He was named the American Athletic Conference's Coach of the Year (AAC) in 2014, while at Cincinnati. In addition, he was named the Ohio Valley Conference Coach of the Year (OVC) in 2006, his third and final season at that program. In addition, Cronin was honored as the Sporting News National Coach of the Year in 2018, having led Cincinnati to a 31-5 overall record that season.

Cronin entered the 2020-21 season having compiled the most head coaching victories at the NCAA Division I level (384) among active head coaches under the age of 50. Cronin will turn 50 years old next summer.

Last season, Cronin led the Bruins to a 19-12 overall record and a 12-6 mark in the Pac-12 Conference. That marked UCLA's highest finish in the Pac-12 regular-season standings since finishing in second place in 2013-14. The Bruins went 8-9 to open the season before winning 11 of their final 14 games (including wins against three top-25 ranked programs in January and February).

Before he became UCLA's head coach, Cronin led Cincinnati to consecutive NCAA Tournaments the previous nine years. He guided Cincinnati to a pair of back-to-back 30-plus win seasons in 2017 and 2018, and coached the Bearcats to the American Athletic Conference (AAC) Tournament title in 2018 and 2019.

LOOKING BACK AT 2018-19

Cronin helped Cincinnati to a 28-7 overall record in 2018-19, the third consecutive year in which the Bearcats won at least 28 games. In fact, through his final three years at Cincinnati, he registered an 89-18 record with the Bearcats (winning percentage of .832). The Bearcats went 14-4 in American Athletic Conference play that season, finishing second in the conference standings behind Houston (16-2). Cincinnati captured the AAC Tournament title for the second consecutive season, taking down Houston in the championship contest, 69-57.

PRIOR TO BECOMING A HEAD COACH

Cronin became a head coach at Murray State (Murray, Kentucky) at the age of 32, prior to the 2003-04 school year. The son of longtime high school coach Hep Cronin, Mick Cronin served as an assistant varsity coach and head junior varsity coach at Woodward High School while he was completing his undergraduate studies at Cincinnati. He served as the video coordinator and later as an assistant coach for head coach Bob Huggins at Cincinnati (assistant coach from 1997 through 2001). He joined the coaching staff at Louisville prior to the 2001-02 school year, serving as the program's associate head coach for Rick Pitino. After two seasons on the staff at Louisville, Cronin became the head coach at Murray State. In three seasons at Murray State, Cronin led the Racers to a pair of NCAA Tournament appearances and a combined record of 69-24. Cronin compiled a 42-10 record in the Ohio Valley Conference during his three seasons at Murray State.

ABOUT UCLA's COACHING STAFF



DARREN SAVINO

Associate Head Coach, 2nd season
Alma Mater: Jersey City College '16

- Currently in his second season working at UCLA ... prior to coaching the Bruins, he had served the previous nine years as an assistant coach at Cincinnati (working alongside head coach Mick Cronin) ... helped guide Cincinnati to a record of 235-79 through nine seasons.
- Played a pivotal role in helping the Bruins win 11 of their final 14 games in 2019-20 ... UCLA finished 19-12 overall and secured a second-place finish in the Pac-12 standings.

• Coached Cincinnati's program to nine consecutive NCAA Tournament appearances from 2011 through 2019 ... in his final season with the Bearcats, Cincinnati went 28-7 and won the American Athletic Conference Tournament title ... Coach Savino was elevated to the role of associate head coach at Cincinnati in April 2018.

• Through the final three seasons at Cincinnati, helped the Bearcats' program to an 89-18 record, including consecutive American Athletic Conference Tournament championships in 2018 and 2019.

• In addition to coaching at Cincinnati, Coach Savino's previous coaching roles have included stints at Rutgers, Murray State (alongside head coach Mick Cronin), Quinnipiac, East Carolina and St. John's.

• Grew up in New Jersey, where he played at St. Anthony High School for legendary head coach Bob Hurley, Sr. ... played college basketball in the early 1990s at Jersey City College, competing for the team that advanced to the 1992 NCAA Division III Final Four ... while in high school, teamed with Bobby Hurley and Roderick Rhodes to win the USA Today national championship during his senior season ... began his coaching career as a junior varsity and assistant varsity coach at Marist High School (Bayonne, N.J.).



ROD PALMER

Assistant Coach, 2nd season
Alma Mater: UC Irvine '90

- Currently in his second season as an assistant coach at UCLA ... has served as a coach in the Southern California region for over 26 years ... prior to joining the Bruins' program, he was an assistant coach at San Diego State in 2018-19.
- In his first season in Westwood (2019-20), helped UCLA win 11 of their final 14 games ... UCLA finished the season 19-12 overall and secured a second-place finish in the Pac-12 standings.

• Served as an assistant coach at Long Beach State for 11 seasons (from 2007-08 through 2017-18) ... helped Long Beach State advance to the NCAA Tournament in 2012 and guided the program to Big West Conference crowns in 2011, 2012 and 2013.

• Through 11 seasons with Long Beach State, Palmer helped guide the program to a combined Big West record of 114-64, registering a winning percentage of .640 ... several of the most notable student-athletes who Palmer recruited and coached included James Ennis, Casper Ware, Mike Caffey, Justin Bibbins and Larry Anderson.

• Prior to his time at Long Beach State, spent 14 seasons as a high school coach in Los Angeles ... was the head coach at Centennial High School (Compton) from 2000-07 and at Compton High School from 1993-00 ... his teams at Centennial won the CIF Division III Southern Regional title in 2002 and 2004, while his 2006 squad captured the CIF Division III-A Championship.

• Attended Dominguez High School and spent his first two years of college playing basketball at UCLA (1985-86, 1986-87) ... transferred to UC Irvine after his sophomore season, where he graduated in 1990.



MICHAEL LEWIS

Assistant Coach, 2nd season
Alma Mater: Indiana '00

- Currently in his second season as an assistant coach with the Bruins ... prior to joining UCLA's program, he had served as an assistant coach the previous three seasons at Nebraska (2016-17 through 2018-19).
- In his first season at UCLA (2019-20), helped the Bruins to victories in 11 of their last 14 contests ... UCLA finished the season 19-12 overall and secured a second-place finish in the Pac-12 standings.

• Helped guide Nebraska to 41 victories the past two seasons, marking the Huskers' best two-year win total since 1992 ... through three seasons as a coach at Nebraska, helped the Huskers' program to a record of 53-47 (the school's best three-year win total in nearly 10 seasons).

• Prior to his time at Nebraska, served as an assistant coach for five seasons at Butler and for six seasons at Eastern Illinois ... through his five seasons as a coach at Butler, guided the Bulldogs to a record of 108-63 and four postseason appearances (including three NCAA Tournament berths) ... worked with head coaches Brad Stevens, Brandon Miller and Chris Holtmann at Butler.

• While coaching at Eastern Illinois, Lewis was named one of the "Top Five" assistant coaches in the Ohio Valley Conference (OVC) by FoxSports.com in 2010 ... arrived at Eastern Illinois after serving as a graduate assistant for two seasons at Texas Tech.

• Played college basketball at Indiana from 1997-2000, serving as team captain his senior season and securing third-team All-Big Ten Conference honors ... played for head coach Bob Knight ... now ranks second on the school's all-time assists list (545) behind Yogi Ferrell (633) ... Lewis and former Indiana standout Keith Smart are the program's only players to have ever recorded a program-best 15 assists in one game ... Lewis had 15 assists versus Iowa in the Hoosiers' regular-season finale on Feb. 28, 1998.

MISCELLANEOUS STATS

CAREER TOTALS (alphabetical by class)

PLAYER	GP	PTS	REB	AST
Chris Smith	105	844	401	126
Jules Bernard	87	657	289	80
Jalen Hill	77	504	489	93
Cody Riley	84	678	384	74
David Singleton	86	394	132	80
Russell Stong	12	2	1	1
Tyger Campbell	55	511	131	292
Jaime Jaquez Jr.	55	557	294	77
Johnny Juzang ^	48	365	139	45
Jake Kyman	49	216	56	19
Kenneth Nwuba	27	9	19	2
Jaylen Clark	23	54	46	3
Mac Etienne	8	25	27	1
Logan Cremonesi	3	0	1	0

^ statistics for Johnny Juzang include games played at Kentucky (2019-20)

PLAYER	GAMES PLAYED		STARTS	
	20-21	CAREER	20-21	CAREER
Jules Bernard	24	87	20	23
Tyger Campbell	24	55	24	55
Jaylen Clark	23	23	0	0
Logan Cremonesi	3	3	0	0
Mac Etienne	8	8	0	0
Jalen Hill	14	77	0	40
Jaime Jaquez Jr.	24	55	24	47
Johnny Juzang ^	20	48	19	21
Jake Kyman	23	49	0	0
Kenneth Nwuba	10	27	0	0
Cody Riley	23	84	23	48
David Singleton	24	86	1	20
Chris Smith	8	105	8	46
Russell Stong	3	12	0	0

^ statistics for Johnny Juzang include games played at Kentucky (2019-20)

PLAYER	POINTS		REBOUNDS	
	20-21	CAREER	20-21	CAREER
Jules Bernard	11	27	1	1
Tyger Campbell	12	25	0	0
Jalen Hill	3	17	2	12
Jaime Jaquez Jr.	15	29	3	6
Johnny Juzang ^	12	14	1	1
Jake Kyman	1	5	0	0
Cody Riley	14	35	4	7
David Singleton	1	8	0	0
Chris Smith	5	39	2	6
Jaylen Clark	1	1	0	0

^ statistics for Johnny Juzang include games played at Kentucky (2019-20)

DOUBLE-DOUBLES

PLAYER	2020-21	CAREER
Jalen Hill	1	8
Cody Riley	4	6
Chris Smith	1	4
Jaime Jaquez Jr.	1	3
Tyger Campbell *	1	3
Johnny Juzang	1	1

* double-doubles, points and assists

30+ POINTS

PLAYER	2020-21	CAREER
Johnny Juzang	1	1
Chris Smith	0	1

20+ POINTS

PLAYER	2020-21	CAREER
Chris Smith	1	6
Jules Bernard	3	5
Johnny Juzang	4	4
Tyger Campbell	2	3
Jake Kyman	0	3
Cody Riley	1	2
Jalen Hill	0	2
Jaime Jaquez Jr.	1	1

20+ REBOUNDS

PLAYER	2020-21	CAREER
Jalen Hill	0	1


10+ REBOUNDS

PLAYER	2020-21	CAREER
Jalen Hill	2	12
Cody Riley	4	7
Jaime Jaquez Jr.	3	6
Chris Smith	2	6
Jules Bernard	1	1
Johnny Juzang	1	1

10+ ASSISTS

PLAYER	2020-21	CAREER
Tyger Campbell	2	4

UCLA's RADIO/TV ROSTER



0

JAYLEN CLARK


FR, Guard – 6-5, 195
PPG: 2.3 RPG: 2.0 APG: 0.1
GP/GS: 23/0



1

JULES BERNARD

JR, Guard – 6-6, 205
PPG: 10.0 RPG: 4.5 APG: 1.4
GP/GS: 24/20



2

CODY RILEY

R-JR, Forward – 6-9, 255
PPG: 10.3 RPG: 5.3 APG: 1.3
GP/GS: 23/23



3

JOHNNY JUZANG


SO, Guard – 6-6, 210
PPG: 14.2 RPG: 4.3 APG: 1.8
GP/GS: 20/19



4

JAIME JAQUEZ JR.

SO, Guard/Forward – 6-6, 220
PPG: 11.8 RPG: 6.0 APG: 1.5
GP/GS: 24/24



5

CHRIS SMITH

SR, Guard – 6-9, 215
PPG: 12.6 RPG: 6.4 APG: 2.0
GP/GS: 8/8



10

TYGER CAMPBELL

R-SO, Guard – 5-11, 180
PPG: 10.6 RPG: 2.4 APG: 5.7
GP/GS: 24/24



12

MAC ETIENNE

FR, Forward – 6-9, 235
PPG: 3.1 RPG: 3.4 APG: 0.1
GP/GS: 8/0



13

JAKE KYMAN

SO, Guard – 6-6, 220
PPG: 3.4 RPG: 1.0 APG: 0.5
GP/GS: 23/0



14

KENNETH NWUBA

R-SO, Forward – 6-9, 255
PPG: 0.2 RPG: 0.8 APG: 0.0
GP/GS: 10/1



23

LOGAN CREMONESI

FR, Forward – 6-7, 210
PPG: 0.0 RPG: 0.3 APG: 0.0
GP/GS: 3/0



24

JALEN HILL

R-JR, Forward/Center – 6-10, 245
PPG: 6.5 RPG: 5.9 APG: 1.1
GP/GS: 14/0



34

DAVID SINGLETON

JR, Guard – 6-4, 210
PPG: 4.3 RPG: 1.6 APG: 0.7
GP/GS: 24/0



43

RUSSELL STONG

JR, Guard – 6-3, 190
PPG: 0.0 RPG: 0.3 APG: 0.3
GP/GS: 3/0



MICK CRONIN

THE MICHAEL PRICE FAMILY UCLA
MEN'S HEAD BASKETBALL COACH
2nd Season at UCLA



DARREN SAVINO

ASSOCIATE HEAD COACH
2nd Season at UCLA



ROD PALMER

ASSISTANT COACH
2nd Season at UCLA



MICHAEL LEWIS

ASSISANT COACH
2nd Season at UCLA

CAREER STATISTICS, UCLA vs. USC

JULES BERNARD (junior)

Date	Site	G-GS	MIN	MPG	FG-FGA	PCT	3FG-A	PCT	FT-FTA	PCT	OR	DR	TOT	RPG	PF-DQ	A	TO	BS	S	PTS	PPG
01-19-2019	A	1-0	13	—	3-7	.429	1-1	1.000	0-0	.000	2	3	5	—	4-0	1	1	0	1	7	—
02-28-2019	H	1-0	31	—	6-9	.667	2-5	.400	2-3	.667	1	5	6	—	4-0	2	1	0	0	16	—
01-11-2020	H	1-0	17	—	1-6	.167	1-3	.333	0-0	.000	0	2	2	—	1-0	1	0	0	1	3	—
03-07-2020	A	1-0	10	—	1-2	.500	0-0	.000	1-1	1.000	0	1	1	—	2-0	0	1	0	0	3	—
02-06-2021	A	1-1	22	—	1-6	.167	0-2	.0009	1-4	.250	0	0	0	—	3-0	1	0	0	2	3	—
CAREER		5-1	93	18.6	12-30	.400	4-11	.364	4-8	.500	3	11	14	2.8	14-0	5	3	0	4	32	6.4

TYGER CAMPBELL (redshirt sophomore)

Date	Site	G-GS	MIN	MPG	FG-FGA	PCT	3FG-A	PCT	FT-FTA	PCT	OR	DR	TOT	RPG	PF-DQ	A	TO	BS	S	PTS	PPG
01-11-2020	H	1-1	34	—	2-7	.286	0-3	.000	0-0	.000	0	1	1	—	2-0	4	0	0	0	4	—
03-07-2020	A	1-1	34	—	3-11	.273	1-4	.250	2-2	1.000	3	2	5	—	1-0	5	1	0	0	9	—
02-06-2021	A	1-1	31	—	3-10	.300	1-5	.200	0-0	.000	0	1	1	—	2-0	4	1	0	0	7	—
CAREER		3-3	99	33.0	8-28	.286	2-12	.167	2-2	1.000	3	4	7	2.3	5-0	13	2	0	0	20	6.7

JAYLEN CLARK (freshman)

Date	Site	G-GS	MIN	MPG	FG-FGA	PCT	3FG-A	PCT	FT-FTA	PCT	OR	DR	TOT	RPG	PF-DQ	A	TO	BS	S	PTS	PPG
02-06-2021	A	1-0	14	—	1-4	.250	1-1	1.000	0-0	.000	2	1	3	—	2-0	0	0	0	0	3	—
CAREER		1-0	14	14.0	1-4	.250	1-1	1.000	0-0	.000	2	1	3	3.0	2-0	0	0	0	0	3	3.0

MAC ETIENNE (freshman)

Date	Site	G-GS	MIN	MPG	FG-FGA	PCT	3FG-A	PCT	FT-FTA	PCT	OR	DR	TOT	RPG	PF-DQ	A	TO	BS	S	PTS	PPG
02-06-2021	A	1-0	28	—	4-5	.800	0-0	.000	0-2	.000	1	4	5	—	1-0	0	4	2	1	8	—
CAREER		1-0	28	28.0	4-5	.800	0-0	.000	0-2	.000	1	4	5	5.0	1-0	0	4	2	1	8	8.0

JALEN HILL (redshirt junior)

Date	Site	G-GS	MIN	MPG	FG-FGA	PCT	3FG-A	PCT	FT-FTA	PCT	OR	DR	TOT	RPG	PF-DQ	A	TO	BS	S	PTS	PPG
01-19-2019	A	1-0	14	—	4-4	1.000	0-0	.000	1-1	1.000	3	0	3	—	4-0	0	0	0	0	9	—
02-28-2019	H	1-0	28	—	2-2	1.000	0-0	.000	2-3	.667	1	6	7	—	2-0	2	2	0	0	6	—
01-11-2020	H	1-0	23	—	4-5	.800	0-0	.000	6-8	.750	2	1	3	—	2-0	0	1	0	0	14	—
03-07-2020	A	1-1	24	—	1-1	1.000	0-0	.000	2-2	1.000	1	6	7	—	1-0	1	2	2	2	4	—
CAREER		4-1	89	22.3	11-12	.917	0-0	.000	11-14	.786	7	13	20	5.0	9-0	3	5	2	2	33	8.3

JAIME JAQUEZ JR. (sophomore)

Date	Site	G-GS	MIN	MPG	FG-FGA	PCT	3FG-A	PCT	FT-FTA	PCT	OR	DR	TOT	RPG	PF-DQ	A	TO	BS	S	PTS	PPG
01-11-2020	H	1-1	19	—	3-6	.500	1-3	.333	0-0	.000	1	0	1	—	2-0	0	0	0	1	7	—
03-07-2020	A	1-1	32	—	1-8	.125	1-5	.200	2-2	1.000	1	5	6	—	3-0	0	2	0	0	5	—
02-06-2021	A	1-1	29	—	3-8	.375	0-2	.000	1-1	1.000	4	2	6	—	1-0	1	1	0	1	7	—
CAREER		3-3	80	26.7	7-22	.318	2-10	.200	3-3	1.000	6	7	13	4.3	6-0	1	3	0	2	19	6.3

JOHNNY JUZANG (sophomore)

Date	Site	G-GS	MIN	MPG	FG-FGA	PCT	3FG-A	PCT	FT-FTA	PCT	OR	DR	TOT	RPG	PF-DQ	A	TO	BS	S	PTS	PPG
02-06-2021	A	1-1	36	—	6-21	.286	0-5	.000	1-1	1.000	3	10	13	—	0-0	4	3	0	1	13	—
CAREER		1-1	36	36.0	6-21	.286	0-5	.000	1-1	1.000	3	10	13	13.0	0-0	4	3	0	1	13	13.0

JAKE KYMAN (sophomore)

Date	Site	G-GS	MIN	MPG	FG-FGA	PCT	3FG-A	PCT	FT-FTA	PCT	OR	DR	TOT	RPG	PF-DQ	A	TO	BS	S	PTS	PPG
01-11-2020	H	1-0	8	—	1-3	.333	0-1	.000	0-0	.000	0	0	0	—	1-0	0	0	0	0	2	—
03-07-2020	A	1-0	16	—	1-5	.200	1-2	.500	0-0	.000	1	0	1	—	0-0	0	0	0	0	3	—
02-06-2021	A	1-0	18	—	3-5	.600	1-3	.333	0-0	.000	0	0	0	—	0-0	0	0	0	0	7	—
CAREER		3-0	42	14.0	5-13	.385	2-6	.333	0-0	.000	1	0	1	0.3	1-0	0	0	0	0	12	4.0

KENNETH NWUBA (redshirt sophomore)

Date	Site	G-GS	MIN	MPG	FG-FGA	PCT	3FG-A	PCT	FT-FTA	PCT	OR	DR	TOT	RPG	PF-DQ	A	TO	BS	S	PTS	PPG
01-19-2019	A	1-0	4	—	0-1	.000	0-0	.000	0-1	.000	1	0	1	—	1-0	0	1	0	0	0	—
02-06-2021	A	1-1	12	—	0-1	.000	0-0	.000	0-0	.000	1	0	1	—	0-0	0	0	1	0	0	—
CAREER		2-1	16	8.0	0-2	.000	0-0	.000	0-1	.000	2	0	2	1.0	1-0	0	1	1	0	0	0.0

CODY RILEY (redshirt junior)

Date	Site	G-GS	MIN	MPG	FG-FGA	PCT	3FG-A	PCT	FT-FTA	PCT	OR	DR	TOT	RPG	PF-DQ	A	TO	BS	S	PTS	PPG
01-19-2019	A	1-0	29	—	3-6	.500	0-2	.000	0-0	.000	0	7	7	—	1-0	2	4	0	1	6	—
02-28-2019	H	1-0	6	—	0-2	.000	0-1	.000	0-1	.000	0	2	2	—	1-0	0	1	0	0	0	—
01-11-2020	H	1-1	14	—	1-6	.167	0-0	.000	0-2	.000	0	3	3	—	4-0	0	1	0	0	2	—
03-07-2020	A	1-0	26	—	4-9	.444	0-1	.000	5-6	.833	2	1	3	—	2-0	0	0	0	1	13	—
CAREER		4-1	75	18.8	8-23	.347	0-4	.000	5-9	.556	2	13	15	3.8	8-0	2	6	0	2	21	5.3

DAVID SINGLETON (junior)

Date	Site	G-GS	MIN	MPG	FG-FGA	PCT	3FG-A	PCT	FT-FTA	PCT	OR	DR	TOT	RPG	PF-DQ	A	TO	BS	S	PTS	PPG
01-19-2019	A	1-0	9	—	0-0	.000	0-0	.000	0-0	.000	0	0	0	—	0-0	0	0	0	0	0	—
02-28-2019	H	1-1	22	—	3-4	.750	3-4	.750	0-0	.000	0	0	0	—	1-0	0	1	0	1	9	—
01-11-2020	H	1-0	6	—	1-1	1.000	0-0	.000	0-0	.000	0	0	0	—	0-0	0	0	0	0	2	—
03-07-2020	A	1-1	24	—	1-3	.333	1-2	.500	0-0	.000	0	1	1	—	1-0	1	0	0	1	3	—
02-06-2021	A	1-0	10	—	0-2	.000	0-1	.000	0-0	.000	0	2	2	—	2-0	1	0	0	0	0	—
CAREER		5-2	71	14.2	5-10	.500	4-7	.571	0-0	.000	0	3	3	0.6	4-0	2	1	0	2	14	2.8

CHRIS SMITH (senior)

Date	Site	G-GS	MIN	MPG	FG-FGA	PCT	3FG-A	PCT	FT-FTA	PCT	OR	DR	TOT	RPG	PF-DQ	A	TO	BS	S	PTS	PPG
02-03-2018	H	1-0	9	—	1-4	.250	0-1	.000	2-3	.667	0	2									

2020-21 PAC-12 STANDINGS
through games played Thursday, March 4

Team	Pac-12	Pct.	GB	Overall	Pct.
Oregon	13-4	.765	-	18-5	.783
USC	14-5	.737	0.5	20-6	.769
UCLA	13-5	.722	0.5	17-7	.708
Colorado	14-6	.700	1.5	20-7	.741
Arizona	11-9	.550	3.0	17-9	.654
Oregon State	10-9	.526	4.0	14-11	.560
Stanford	10-10	.500	4.5	14-12	.538
Arizona State	7-9	.438	5.5	10-12	.455
Utah	7-11	.389	6.5	10-12	.455
Washington State	7-12	.368	7.0	14-12	.538
Washington	4-16	.200	10.5	5-20	.200
California	3-17	.150	11.5	8-19	.296

FINAL 2019-20 PAC-12 STANDINGS

Team	Pac-12	Pct.	GB	Overall	Pct.
Oregon	13-5	.722	-	24-7	.774
UCLA	12-6	.667	1.0	19-12	.613
Arizona State	11-7	.611	2.0	20-11	.645
USC	11-7	.611	2.0	22-9	.710
Arizona	10-8	.556	3.0	21-11	.656
Colorado	10-8	.556	3.0	21-11	.656
Stanford	9-9	.500	4.0	20-12	.625
Oregon State	7-11	.389	6.0	18-13	.581
Utah	7-11	.389	6.0	16-15	.516
California	7-11	.389	6.0	14-18	.438
Washington State	6-12	.333	8.0	16-16	.500
Washington	5-13	.278	9.0	15-17	.469

FINAL 2018-19 PAC-12 STANDINGS

Team	Pac-12	Pct.	GB	Overall	Pct.
Washington	15-3	.833	-	27-9	.750
Arizona State	12-6	.667	3.0	23-11	.676
Utah	11-7	.611	4.0	17-14	.548
Oregon State	10-8	.556	5.0	18-13	.581
Colorado	10-8	.556	5.0	23-13	.639
Oregon	10-8	.556	5.0	25-13	.658
UCLA	9-9	.500	6.0	17-16	.515
USC	8-10	.444	7.0	16-17	.485
Arizona	8-10	.444	7.0	17-15	.531
Stanford	8-10	.444	7.0	15-16	.484
Washington State	4-14	.222	11.0	11-21	.344
California	3-15	.167	13.0	8-23	.258

FINAL 2017-18 PAC-12 STANDINGS

Team	Pac-12	Pct.	GB	Overall	Pct.
Arizona	14-4	.778	-	27-7	.794
USC	12-6	.667	2.0	23-11	.676
Utah	11-7	.611	3.0	19-11	.633
UCLA	11-7	.611	3.0	21-12	.636
Stanford	11-7	.611	3.0	18-15	.545
Oregon	10-8	.556	4.0	22-12	.647
Washington	10-8	.556	4.0	20-12	.625
Colorado	8-10	.444	6.0	17-15	.531
Arizona State	8-10	.444	6.0	20-11	.645
Oregon State	7-11	.389	7.0	16-16	.500
Washington State	4-14	.222	10.0	12-19	.387
California	2-16	.111	12.0	8-24	.250

FINAL 2016-17 PAC-12 STANDINGS

Team	Pac-12	Pct.	GB	Overall	Pct.
Oregon	16-2	.889	-	33-6	.846
Arizona	16-2	.889	-	32-5	.865
UCLA	15-3	.833	1.0	31-5	.861
Utah	11-7	.611	5.0	20-12	.625
California	10-8	.556	6.0	21-13	.618
USC	10-8	.556	6.0	26-10	.722
Colorado	8-10	.444	8.0	19-15	.559
Arizona State	7-11	.389	9.0	15-18	.455
Stanford	6-12	.333	10.0	14-17	.452
Washington State	6-12	.333	10.0	13-18	.419
Washington	2-16	.111	14.0	9-22	.290
Oregon State	1-17	.056	15.0	5-27	.156

UCLA'S RECORD WHEN ...

UCLA leads at halftime	9-2	UCLA's starting frontline outscorers OPP's	13-3
UCLA trails at halftime	6-4	OPP's starting frontline outscorers UCLA's	3-4
Tied at halftime	2-1	Frontline scoring is the same	1-0
UCLA builds a 10-point lead	9-0	UCLA's starting backcourt outscorers OPP's	8-4
UCLA trails by 10 points	3-6	OPP's starting backcourt outscorers UCLA's	8-3
UCLA leads with five minutes left	13-0	Backcourt scoring is the same	1-0
UCLA trails with five minutes left	2-7	UCLA's bench outscorers OPP's bench	8-2
There is a tie with five minutes left	2-0	OPP's bench outscorers UCLA's bench	8-5
UCLA leads with one minute left	16-1	Bench scoring is the same	1-0
UCLA trails with one minute left	1-6	Record on Mondays	0-0
There is a tie with one minute left	0-0	Record on Tuesdays	0-0
UCLA shoots better from the field	13-0	Record on Wednesdays	1-2
UCLA shoots worse from the field	4-7	Record on Thursdays	7-1
UCLA shoots the same from the field	0-0	Record on Fridays	1-0
UCLA shoots 50% or better from the field	5-1	Record on Saturdays	7-4
UCLA shoots less than 50% from the field	12-6	Record on Sundays	1-0
OPP shoots 50% or better from the field	2-2	Record in November	1-1
OPP shoots less than 50% from the field	15-5	Record in December	5-1
UCLA makes more 3-point field goals	7-1	Record in January	7-1
UCLA makes fewer 3-point field goals	8-5	Record in February	4-3
Three-point field goals are the same	2-1	Record in March	0-1
UCLA shoots better from 3-point range	13-2	UCLA scores first	7-3
UCLA shoots worse from 3-point range	4-5	OPP scores first	10-4
UCLA shoots the same from 3-point range	0-0	UCLA scores fewer than 60 points	1-2
UCLA shoots > than 40% from 3-point range	8-0	UCLA scores between 60-69 points	4-1
UCLA shoots < than 40% from 3-point range	9-7	UCLA scores between 70-79 points	5-4
OPP shoots > than 40% from 3-point range	8-2	UCLA scores between 80-89 points	5-0
OPP shoots < than 40% from 3-point range	9-5	UCLA scores between 90-99 points	1-0
UCLA makes the same or more free throws	14-1	UCLA scores 100 or more points	1-0
UCLA makes less free throws	3-6	OPP scores 100 or more points	0-0
UCLA attempts the same or more FTs	16-2	OPP scores between 90-99 points	1-0
UCLA attempts less free throws	1-5	OPP scores between 80-89 points	0-2
UCLA shoots > than 75% at free-throw line	9-3	OPP scores between 70-79 points	5-4
UCLA shoots < than 75% at free-throw line	8-4	OPP scores between 60-69 points	6-1
OPP shoots > than 75% at free-throw line	7-4	OPP scores fewer than 60 points	5-0
OPP shoots < than 75% at free-throw line	10-3	The game is decided by 1-2 points	2-1
UCLA outrebounds opponent	14-2	The game is decided by 3-4 points	3-0
UCLA is outrebounded by opponent	3-4	The game is decided by 5-6 points	4-0
Rebounds are the same	0-1	The game is decided by 7-9 points	2-4
UCLA has more offensive rebounds	10-4	The game is decided by 10-19 points	2-2
UCLA has fewer offensive rebounds	4-2	The game is decided by 20-plus points	4-0
Offensive rebounds are the same	3-1	UCLA has zero double-figure scorers	0-0
UCLA has more defensive rebounds	13-1	UCLA has one double-figure scorer	1-1
UCLA has fewer defensive rebounds	2-6	UCLA has two double-figure scorers	4-2
Defensive rebounds are the same	2-0	UCLA has three double-figure scorers	3-4
UCLA commits more fouls	1-4	UCLA has four double-figure scorers	4-0
UCLA commits fewer fouls	16-3	UCLA has five double-figure scorers	5-0
Fouls are the same	0-0	UCLA has six double-figure scorers	0-0
UCLA has more assists	13-2	UCLA has seven double-figure scorers	0-0
UCLA has fewer assists	3-4	OPP has zero double-figure scorers	0-0
Assists are the same	1-1	OPP has one double-figure scorer	3-0
UCLA commits more turnovers	7-4	OPP has two double-figure scorers	6-1
UCLA commits fewer turnovers	9-3	OPP has three double-figure scorers	5-4
Turnovers are the same	1-0	OPP has four double-figure scorers	2-2
UCLA has more blocks	7-2	OPP has five double-figure scorers	1-0
UCLA has fewer blocks	7-4	OPP has six double-figure scorers	0-0
Blocks are the same	3-1	OPP has seven double-figure scorers	0-0
UCLA has more steals	8-3	UCLA has more double-figure scorers	11-0
UCLA has fewer steals	5-3	UCLA has fewer double-figure scorers	1-5
Steals are the same	4-1	Double-figure scorers are the same	5-2

THE LAST TIME . . .

100 Points Scored

By UCLA	107 vs. Pepperdine, 3-OT (11/27/20)
By Opponent	104 at Stanford (2/16/19)

40+ Point Victory

By UCLA	41 (107-66) at Washington (2/4/17)
By Opponent	41 (109-68) vs. North Carolina (11/27/97)

30+ Point Victory

By UCLA	31 (91-61) vs. Washington State (1/14/21)
By Opponent	32 (71-39) at Utah (1/4/15)

20+ Point Victory

By UCLA	31 (91-61) vs. Washington State (1/14/21)
By Opponent	21 (96-75) at Oregon (1/26/20)

Overtime Game

UCLA Win	won 81-75, at Arizona State (1/7/21)
UCLA Loss	lost 79-71, at Washington State (1/4/20)

Double Overtime Game

UCLA Win	won 107-98, vs. Pepperdine, 3-OT (11/27/20)
UCLA Loss	lost 107-99, at Stanford, 2-OT (1/4/18)

Seven or More Players in Double-Figure Scoring

By UCLA	7 vs. Pacific (11/11/16)
By Opponent	7 vs. Santa Clara (12/8/79)

Six or More Players in Double-Figure Scoring

By UCLA	6 vs. California (1/5/19)
By Opponent	6 vs. Arizona (1/21/17)

Zero Players Scoring in Double Figures

By UCLA	none since prior to 1978-79
By Opponent	0 vs. Saint Francis U (11/16/18)

Made 40-49 Field Goals

By UCLA	40-of-74 vs. Purdue Fort Wayne (11/6/18)
By Opponent	41-of-80 at Duke (2/22/98)

Made 50 or More Field Goals

By UCLA	none since prior to 1979-80
By Opponent	none since prior to 1979-80

Made Fewer Than 20 Field Goals

By UCLA	17 (17-for-52) vs. Oregon State (1/30/21)
By Opponent	19 (19-for-61), vs. San Diego (12/9/20)

Had 70-79 Field Goal Attempts

By UCLA	70 vs. Washington (1/16/21)
By Opponent	72 at Arizona State, OT (1/7/21)

Had 80-89 Field Goal Attempts

By UCLA	82 vs. Pepperdine, 3-OT (11/27/20)
By Opponent	86 vs. USC (2/28/19)

Had 90-99 Field Goal Attempts

By UCLA	91 vs. Cincinnati (3/17/02)
By Opponent	90 vs. Oral Roberts (11/20/87)

Had Fewer Than 40 Field Goal Attempts

By UCLA	39 vs. Oregon State (2/12/11)
By Opponent	39 at Oregon State (1/2/09)

Shot 50 Percent Or Better From The Field

By UCLA	55.4 (31-56) at Oregon (3/3/21)
By Opponent	60.8 (31-51) at Oregon (3/3/21)

Shot 60 Percent Or Better From The Field

By UCLA	60.0 (30-50) vs. California (12/6/20)
By Opponent	60.8 (31-51) at Oregon (3/3/21)

Shot 70 Percent or Better From The Field

By UCLA	72.9 (35-48) vs. South Carolina (11/21/01)
By Opponent	71.4 (35-49) vs. Middle Tennessee (11/15/11)

Shot Less Than 30 Percent From The Field

By UCLA	28.1 (15-52) at Utah (1/4/15)
By Opponent	23.3 (14-60) vs. Chaminade (11/26/19)

Made 10 or More 3-Pointers

By UCLA	11-of-19 at Utah (2/25/21)
By Opponent	10-of-20 vs. Arizona State (2/20/21)

Made 15 or More 3-Pointers

By UCLA	16-of-33 vs. Oregon (2/17/18)
By Opponent	15-of-39 at Notre Dame (12/14/19)

Made Zero 3-Pointers

By UCLA	0-for-14 vs. Stanford (2/3/00)
By Opponent	0-for-13 vs. California (1/3/13)

Attempted 30 or More 3-Pointers

By UCLA	34 (10-34) vs. Pepperdine, 3-OT (11/27/20)
By Opponent	41 (9-41) vs. Pepperdine, 3-OT (11/27/20)

Shot Over 60 Percent From 3-Point Range

By UCLA	62.5 (14-22) vs. Oregon (2/23/19)
By Opponent	69.2 (9-13) at Oregon (1/24/15)

Shot Over 70 Percent From 3-Point Range

By UCLA	76.5 (13-17) vs. Northwestern (11/29/13)
By Opponent	90.9 (10-11) vs. Middle Tennessee State (11/15/11)

Shot Less Than 20 Percent From 3-Point Range

By UCLA	15.8 (3-19) at USC (2/6/21)
By Opponent	13.0 (3-23) vs. Seattle (12/3/20)

Made 30-39 Free Throws

By UCLA	31-of-39 vs. CSUN (11/13/16)
By Opponent	30-of-42 vs. Wake Forest (11/25/15)

Made 40 or More Free Throws

By UCLA	none since prior to 1979-80
By Opponent	40-of-56 at Stanford, 2-OT (12/23/87)

Made 5 or Fewer Free Throws

By UCLA	3-of-4 at Utah (2/25/21)
By Opponent	0-of-0 at Utah (2/25/21)

Had 40 or More Free Throw Attempts

By UCLA	26-of-40 vs. UC Irvine (11/26/17)
By Opponent	29-of-45 at Arizona (2/12/16)

Had 50 or More Free Throw Attempts

By UCLA	38-of-50 at Washington (1/1/16)
By Opponent	none since prior to 1979-80

Shot 80 Percent or Better From the Free Throw Line

By UCLA	85.7 (6-7) at Oregon (3/3/21)
By Opponent	83.3 (20-24) at Stanford (1/23/21)

Shot 90 Percent or Better From the Free Throw Line

By UCLA	92.9 (13-14) at Stanford (1/23/21)
By Opponent	90.9 (10-11) vs. Arizona State (2/27/20)

Shot 100 Percent From the Free Throw Line

By UCLA	8-for-8 vs. USC (2/18/17)
By Opponent	3-for-3 vs. Idaho State (12/15/07)

Had 50-59 Rebounds

By UCLA	50 vs. San Diego (12/9/20)
By Opponent	53 at Stanford (1/4/18)

Had 60 or More Rebounds

By UCLA	60 vs. Monmouth (11/13/15)
By Opponent	none since prior to 1979-80

Had 20-29 Assists

By UCLA	20 vs. Washington State (1/14/21)
By Opponent	28 vs. USC (2/28/19)

Had 30 or More Assists

By UCLA	30 vs. Arizona State (1/19/17)
By Opponent	30 at Arizona (2/18/89)

Had 10 or More Blocks

By UCLA	10 vs. Southern Utah (11/18/19)
By Opponent	13 vs. Kentucky (12/20/14)

Had 15 or More Steals

By UCLA	15 vs. Long Beach State (11/23/14)
By Opponent	15 at Oregon (1/26/20)

Had 20 or More Steals

By UCLA	20 vs. Wyoming (12/23/08)
By Opponent	22 vs. Maryland (11/27/98)

Committed at Least 20 Turnovers

By UCLA	22 at Oregon (1/26/20)
By Opponent	20 vs. San Jose State (12/1/19)

Committed Fewer Than 10 Turnovers

By UCLA	7 vs. Arizona (2/18/21)
By Opponent	9 at Utah (2/25/21)

THE LAST TIME . . .

30 or More Points Scored

UCLA 32, Johnny Juzang, at Washington (2/13/21)
 Opponent 33, Colbey Ross, vs. Pepperdine (11/27/20)

35 or More Points Scored

UCLA 37, Bryce Alford, at Colorado (1/12/17)
 Opponent 35, Jordan Howard, vs. Central Arkansas (11/15/17)

40 or More Points Scored

UCLA 44, Jason Kapono, at Washington State (1/4/03)
 Opponent 40, Eddie House, Arizona State (2/17/00)

Two or More Players Scored 20+ Points

UCLA C. Smith (26), T. Campbell (22), J. Bernard (21) vs. Pepperdine (11/27/20)
 Opponent Alonzo Verge Jr. (25), Josh Christopher (22), Arizona State (1/7/21)

Three or More Players Scored 20+ Points

UCLA C. Smith (26), T. Campbell (22), J. Bernard (21) vs. Pepperdine (11/27/20)
 Opponent J. Brown (22), J. Clarkson (21), E. Ross (20), at Missouri (12/7/13)

Two or More Players Scored 25+ Points

UCLA Norman Powell (27), Jordan Adams (25), vs. James Madison (11/15/12)
 Opponent Desure Buie (29), Jalen Ray (27), Hofstra (11/21/19)

Made 15 or More Field Goals

UCLA 15 (15-23), Don MacLean, at Arizona (1/11/92)
 Opponent 15 (15-22), Eddie House, Arizona State (2/17/00)

Made 18 or More Field Goals

UCLA none since prior to 1979-80
 Opponent 18 (18-29), Otis Birdsong, Houston (1/2/77)

Made 6 or More 3-Pointers

UCLA Jake Kyman, 7-for-12, at Washington (1/2/20)
 Opponent Marcus Tsohonis, 6-for-9, at Washington (2/13/21)

Made 7 or More 3-Pointers

UCLA Jake Kyman, 7-for-12, at Washington (1/2/20)
 Opponent Rob Edwards, 7-for-9, vs. Arizona State (2/27/20)

Made 8 or More 3-Pointers

UCLA Bryce Alford, 8-for-14, vs. Washington (3/1/17)
 Opponent Jordan Howard, 8-for-15, vs. Central Arkansas (11/15/17)

Made 9 or More 3-Pointers

UCLA Isaac Hamilton, 9-for-14, vs. Arizona State (1/19/17)
 Opponent has never occurred

Made 10 or More 3-Pointers

UCLA has never occurred
 Opponent has never occurred

Made 10 or More Free Throws

UCLA Chris Smith, 13-of-15, vs. Colorado (1/30/20)
 Opponent Colbey Ross, 10-of-12, vs. Pepperdine (11/27/20)

Made 15 or More Free Throws

UCLA Bryce Alford, 17-of-18, at Washington (1/1/16)
 Opponent Andrew Andrews, 17-of-19, at Washington (1/1/16)

Attempted 20 or More Free Throws

UCLA none since prior to 1979-80
 Opponent none since prior to 1979-80

Was Perfect With 15 or More Free Throws

UCLA Jordan Adams, 16-of-16, vs. UC Irvine (11/13/12)
 Opponent Fennis Dembo, 16-of-16, vs. Wyoming (3/14/87)

Had 15 or More Rebounds

UCLA Moses Brown, 15, vs. Arizona (1/26/19)
 Opponent Romello White, 16, at Arizona State (2/6/20)

Had 20 or More Rebounds

UCLA Jalen Hill, 20 vs. Presbyterian (11/19/18)
 Opponent Zylan Cheatham, 20, vs. Arizona State (1/24/19)

Had 25 or More Rebounds

UCLA 27, Bill Walton, vs. Maryland (12/1/73)
 Opponent none since prior to 1979-80

Two Players Had 10 or More Rebounds

UCLA Cody Riley (13), Jules Bernard (10), at Arizona State (1/7/21)
 Opponent Marcus Bagley (11), Josh Christopher (11), at Arizona State (1/7/21)

Two or More Players Had Double-Doubles

UCLA Chris Smith (26 p, 12 r), Jaime Jaquez Jr. (16 p, 11 r), vs. Pepperdine (11/27/20)
 Opponent Josh Christopher (22 p, 11 r), Marcus Bagley (11 p, 11 r), at ASU (1/7/21)

Shot 100 Percent From the Field (min. 10 attempts)

By UCLA none since prior to 1979-80
 By Opponent Brad Daugherty, 13-for-13, at North Carolina (11/24/85)

Shot 100 Percent from 3-Point Range (min. 5 attempts)

By UCLA Aaron Holiday, 5-for-5, vs. Washington State (12/29/17)
 By Opponent Grant Antevich, 5-for-5, at California (1/21/21)

Had 10 or More Assists

By UCLA Tyger Campbell, 10, vs. Utah (12/31/20)
 By Opponent Daejon Davis, 11, at Stanford (2/16/19)

Had 10 or More Assists and Zero Turnovers

By UCLA Jaylen Hands, 10 assists, vs. USC (2/28/19)
 By Opponent Keyshawn Woods, 10 assists, Ohio State (12/22/18)

Had 15 or More Assists

By UCLA Darren Collison, 15, at Arizona (2/17/07)
 By Opponent Phil Pressey, 19, Missouri (12/28/12)

Had 20+ Points and 10+ Rebounds

By UCLA Cody Riley (22 pts, 13 rbs), at Arizona State (1/7/21)
 By Opponent Josh Christopher (22 pts, 11 rbs), at Arizona State (1/7/21)

Had 20+ Points and 15+ Rebounds

By UCLA TJ Leaf (22 pts, 15 rbs), vs. Pacific (11/11/16)
 By Opponent Bennie Boatwright (25 pts, 15 rbs), vs. USC (2/28/19)

Had 20+ Points and 20+ Rebounds

By UCLA David Greenwood (31 pts, 23 rbs), Tulsa (12/18/76)
 By Opponent Todd MacCullough (26 pts, 21 rbs), Washington (1/31/99)

Had 25+ Points and 15+ Rebounds

By UCLA Kevon Looney (27 pts, 19 rbs), vs. Stanford (1/8/15)
 By Opponent Bennie Boatwright (25 pts, 15 rbs), vs. USC (2/28/19)

Had 10+ Points and 10+ Assists

By UCLA Tyger Campbell (11 pts, 12 ast), vs. California (12/6/20)
 By Opponent Daejon Davis (12 pts, 11 ast), at Stanford (2/16/19)

Had 15+ Points and 10+ Assists

By UCLA Tyger Campbell (15 pts, 11 ast), at Colorado (2/22/20)
 By Opponent Remy Martin (15 pts, 11 ast), Arizona State (1/24/19)

Had 20+ Points and 10+ Assists

By UCLA Jaylen Hands (21 pts, 10 ast), vs. USC (2/28/19)
 By Opponent Daejon Davis (23 pts, 10 ast), Stanford (1/27/18)

Had 5 or More Steals

By UCLA Jaylen Hands, 5, vs. Ohio State (12/22/18)
 By Opponent Rylan Jones, 5, at Utah (2/20/20)

Had 8 or More Steals

By UCLA Jordan Adams, 8, vs. Sacramento State (11/18/13)
 By Opponent Quinn Cook, 8, Duke (12/19/13)

Had 5 or More Blocks

By UCLA Moses Brown, 8, vs. Saint Francis U (11/16/18)
 By Opponent Isaiah Stewart, 5, at Washington (1/2/20)

Had 7 or More Blocks

By UCLA Moses Brown, 8, vs. Saint Francis U (11/16/18)
 By Opponent Jarvis Varnado, 7, vs. Mississippi State (12/12/09)

Had 20+ Points and 5+ Blocks

By UCLA Moses Brown (23 pts, 8 blocks), vs. Saint Francis U (11/16/18)
 By Opponent Isaiah Stewart (24 pts, 5 blocks), at Washington (1/2/20)

Recorded a Triple-Double

By UCLA Kyle Anderson (13p, 12r, 11a), vs. Morehead State (11/22/13)
 By Opponent Draymond Green (23p, 11r, 10a), Michigan State (3/17/11)

Played 45 or More Minutes

By UCLA J. Jaquez Jr. (55), T. Campbell (52), C. Smith (51), vs. Pepperdine, 3-OT (11/27/20)
 By Opponent Alonzo Verge Jr. (45), at Arizona State, OT (1/7/21)

Scored 20 or More Points off the Bench

By UCLA Jake Kyman, 21, vs. Arizona State (2/27/20)
 By Opponent Marcus Tsohonis, 22, at Washington (2/13/21)

Scored 25 or More Points off the Bench

By UCLA Jordan Adams, 25, vs. James Madison (11/15/12)
 By Opponent Alonzo Verge Jr., 26, at Arizona State (2/6/20)

Recorded 10 or More Rebounds off the Bench

By UCLA Jalen Hill, 10, vs. San Diego (12/9/20)
 By Opponent Zac Seljaas, 11, BYU (11/25/19)

Game No. 1 – November 25, 2020
Viejas Arena – San Diego, Calif.
San Diego State 73, (22) UCLA 58

UCLA 58										
NAME	FG	3FG	FT	R	PF	TP	A	MIN		
C. Riley	3-7	0-0	8-13	12	3	14	1	31		
J. Bernard	0-2	0-2	2-2	5	2	2	0	26		
J. Jaquez Jr.	6-10	3-5	2-3	6	3	17	0	36		
C. Smith	3-7	2-3	2-2	0	5	10	3	27		
T. Campbell	3-9	0-5	3-4	0	3	9	4	34		
J. Clark	0-0	0-0	0-0	0	0	0	0	3		
J. Kyman	0-2	0-1	0-0	1	0	0	1	11		
K. Nwuba	0-0	0-0	0-0	1	1	0	0	6		
D. Singleton	2-6	2-5	0-0	1	1	6	1	26		
TOTALS	17-43	7-21	17-24	28	18	58	10	200		

SAN DIEGO STATE 73										
NAME	FG	3FG	FT	R	PF	TP	A	MIN		
M. Mitchell	6-15	3-7	0-1	2	3	15	2	31		
N. Mensah	2-5	0-1	0-0	7	4	4	1	19		
A. Arop	4-9	0-2	2-2	4	2	10	1	23		
T. Pulliam	3-6	1-2	1-2	4	2	8	6	28		
J. Schakel	4-8	3-5	4-4	3	3	15	0	32		
K. Johnson	1-2	0-0	0-0	3	0	2	2	13		
A. Seiko	0-1	0-1	0-0	3	1	0	1	17		
T. Gomez	3-7	2-4	2-2	1	1	10	2	20		
L. Butler	0-0	0-0	0-0	0	1	0	0	2		
J. Tomaic	4-5	0-1	1-1	3	4	9	1	15		
TOTALS	27-58	9-23	10-12	34	21	73	16	200		

Halftime Score – San Diego State 34, UCLA 28. Team Rebounds – San Diego State 4, UCLA 2. Turnovers – UCLA 15, San Diego State 10. Technicals – None. Attendance: 0. Officials – Eric Curry, Verne Harris, Randy McCall.

Game No. 2 – November 27, 2020
Viejas Arena – San Diego, Calif.
(22) UCLA 107, Pepperdine 98 (3-OT)

PEPPERDINE 98										
NAME	FG	3FG	FT	R	PF	TP	A	MIN		
K. Edwards	6-13	2-7	3-4	5	5	17	2	33		
K. Chukwuka	2-4	0-2	6-6	5	5	10	2	27		
V. Ohia Obioha	2-2	0-0	0-0	0	4	4	0	13		
C. Ross	10-25	3-11	10-12	6	2	33	3	55		
J. Smith	4-12	2-7	2-2	4	5	12	3	43		
S. Altman	1-4	0-3	0-0	5	1	2	6	30		
D. Polk Jr.	2-7	1-5	1-2	6	2	6	2	36		
M. Deng	0-1	0-1	0-0	2	2	0	0	5		
J. Zidek	3-7	1-5	7-7	5	3	14	1	33		
TOTALS	30-75	9-41	29-33	43	29	98	19	275		

UCLA 107										
NAME	FG	3FG	FT	R	PF	TP	A	MIN		
C. Riley	5-7	0-0	3-5	3	5	13	4	28		
J. Bernard	7-15	1-4	6-8	6	5	21	0	35		
J. Jaquez Jr.	5-13	1-7	5-11	11	4	16	5	55		
C. Smith	8-17	2-4	8-9	12	4	26	6	51		
T. Campbell	8-19	3-9	3-4	6	4	22	7	52		
J. Clark	0-0	0-0	0-0	0	0	0	0	0+		
J. Kyman	0-2	0-1	0-0	1	0	0	0	11		
D. Singleton	3-9	3-9	0-0	7	3	9	0	43		
TOTALS	36-82	10-34	25-37	54	25	107	22	275		

Halftime Score – Pepperdine 39, UCLA 32. End of Regulation – UCLA 70, Pepperdine 70. Team Rebounds – UCLA 8, Pepperdine 5. Turnovers – Pepperdine 15, UCLA 12. Technicals – None. Attendance: 0. Officials – Tommy Nunez, Larry Spaulding, Verne Harris.

Game No. 3 – December 3, 2020
Pauley Pavilion – Los Angeles, Calif.
UCLA 78, Seattle 52

SEATTLE 52										
NAME	FG	3FG	FT	R	PF	TP	A	MIN		
E. Udenyi	3-4	0-0	0-2	4	4	6	0	11		
R. Economou	2-5	0-3	0-0	0	2	4	0	11		
A. Nettles	5-10	1-5	0-0	0	3	11	2	29		
R. Grigsby	5-12	2-5	0-1	4	4	12	1	35		
K. Williamson	1-3	0-0	0-1	3	3	2	0	27		
V. Pandza	0-0	0-0	0-0	0	2	0	0	10		
J. Wall	1-2	0-1	0-0	0	0	2	0	5		
D. Trammell	3-14	0-4	2-3	2	2	8	4	35		
A. Stuart	0-0	0-0	0-0	0	0	0	0	4		
D. Henson	1-2	0-1	0-0	2	0	2	0	6		
N. Robinson	1-5	0-4	1-1	1	0	3	0	9		
J. Pearre	1-2	0-0	0-1	6	3	2	1	18		
TOTALS	23-59	3-23	3-9	24	23	52	8	200		

UCLA 78										
NAME	FG	3FG	FT	R	PF	TP	A	MIN		
C. Riley	4-5	0-0	0-0	3	3	8	1	12		
J. Bernard	6-8	3-5	1-2	3	3	16	1	29		
J. Jaquez Jr.	3-3	1-1	2-3	3	1	9	2	28		
C. Smith	2-7	0-2	2-4	11	0	6	2	26		
T. Campbell	4-9	1-4	8-8	2	2	17	6	27		
J. Clark	2-2	0-0	0-0	3	1	4	0	11		
J. Kyman	3-7	1-4	0-0	1	1	7	0	15		
K. Nwuba	0-1	0-0	0-0	1	1	0	0	2		
J. Hill	4-6	0-0	3-7	10	2	11	3	25		
D. Singleton	0-3	0-0	0-0	5	3	0	1	24		
R. Stong	0-0	0-0	0-0	0	0	0	0	1		
TOTALS	28-51	6-16	16-24	42	17	78	16	200		

Halftime Score – UCLA 43, Seattle 29. Team Rebounds – Seattle 2, UCLA 0. Turnovers – UCLA 15, Seattle 14. Technicals – None. Attendance: 0. Officials – Marc Beasley, Eric Curry, Mike Reed.

Game No. 4 – December 6, 2020
Pauley Pavilion – Los Angeles, Calif.
UCLA 76, California 56

CALIFORNIA 56										
NAME	FG	3FG	FT	R	PF	TP	A	MIN		
G. Anticevich	3-8	2-5	0-0	2	3	8	0	29		
A. Kelly	1-2	0-0	0-0	5	2	2	1	23		
R. Betley	5-11	2-8	0-0	4	2	12	0	35		
J. Brown	1-2	0-1	0-1	1	2	2	5	31		
M. Bradley	5-12	1-3	1-2	3	1	12	0	23		
M. Foreman	5-10	4-7	0-0	1	1	14	3	24		
K. Kuany	0-1	0-1	0-0	0	2	0	0	5		
L. Thiemann	1-1	0-0	0-0	1	1	2	0	10		
J. Celestine	0-0	0-0	0-0	0	0	0	0	2		
D.J. Thorpe	0-0	0-0	0-0	2	0	0	1	7		
D. Klonaras	1-2	0-1	2-2	3	4	4	1	11		
TOTALS	22-49	9-26	3-5	22	18	56	11	200		

UCLA 76										
NAME	FG	3FG	FT	R	PF	TP	A	MIN		
C. Riley	2-4	0-0	0-0	2	1	4	2	20		
J. Bernard	1-5	0-2	1-2	5	3	3	2	30		
J. Jaquez Jr.	5-9	2-4	0-3	6	0	12	2	32		
C. Smith	7-12	3-4	4-5	4	2	21	1	31		
T. Campbell	5-7	0-0	1-2	4	0	11	12	29		
J. Clark	0-0	0-0	0-0	0	1	0	0	5		
J. Kyman	2-3	0-1	0-0	2	1	4	1	16		
J. Hill	4-6	0-0	2-3	7	2	10	2	21		
D. Singleton	4-4	3-3	0-0	1	0	11	1	16		
TOTALS	30-50	8-14	8-15	31	10	76	23	200		

Halftime Score – UCLA 40, California 22. Team Rebounds – None. Turnovers – California 15, UCLA 11. Technicals – None. Attendance: 0. Officials – Gerry Pollard, John Higgins, Randy McCall.

Game No. 5 – December 9, 2020
Pauley Pavilion – Los Angeles, Calif.
UCLA 83, San Diego 56

SAN DIEGO 56										
NAME	FG	3FG	FT	R	PF	TP	A	MIN		
J. Parrish	2-6	0-0	2-4	3	5	6	1	18		
Y. Massalski	3-8	0-0	3-4	14	1	9	0	24		
J. Calcaterra	6-11	4-5	2-2	1	1	18	3	30		
F. Hughes	3-10	1-3	3-5	2	2	10	1	26		
F. Sullivan	2-7	2-4	0-0	0	2	6	3	29		
M. Humphrey	0-3	0-1	0-0	1	1	0	3	18		
Y. Gultekin	2-5	1-2	0-0	3	1	5	0	17		
V. Pinchuk	0-4	0-0	0-0	2	2	0	0	16		
C. Herren Jr.	1-2	0-0	0-0	0	2	2	0	7		
B. Pyle	0-5	0-4	0-0	0	1	0	1	15		
TOTALS	19-61	8-19	10-15	31	18	56	12	200		

UCLA 83										
NAME	FG	3FG	FT	R	PF	TP	A	MIN		
C. Riley	4-10	0-0	3-4	10	1	11	2	21		
J. Bernard	1-3	0-0	0-0	4	2	2	2	19		
J. Jaquez Jr.	6-9	3-4	2-2	4	3	17	1	29		
C. Smith	3-5	1-2	5-6	8	4	12	2	21		
T. Campbell	5-12	1-1	1-2	5	2	12	5	28		
J. Clark	2-3	0-0	2-2	0	1	6	0	4		
J. Juzang	4-6	1-2	1-2	3	0	10	0	20		
J. Kyman	2-4	0-1	0-0	2	0	4	1	17		
K. Nwuba	0-0	0-0	0-0	1	0	0	0	1		
L. Cremonesi	0-0	0-0	0-0	0	0	0	0	1		
J. Hill	2-8	0-0	3-4	10	1	7	0	18		
D. Singleton	1-5	0-3	0-0	1	1	2	1	20		
R. Stong	0-0	0-0	0-0	0	0	0	1	1		
TOTALS	30-65	6-13	17-22	50	15	83	15	200		

Halftime Score – UCLA 33, San Diego 23. Team Rebounds – San Diego 5, UCLA 2. Turnovers – San Diego 12, UCLA 10. Technicals – None. Attendance: 0. Officials – Gregory Nixon, Michael Irving, Larry Spaulding.

Game No. 6 – December 11, 2020
Pauley Pavilion – Los Angeles, Calif.
UCLA 69, Marquette 60

MARQUETTE 60										
NAME	FG	3FG	FT	R	PF	TP	A	MIN		
T. John	0-2	0-0	0-0	6	4	0	2	26		
J. Cain	3-7	0-3	0-0	7	2	6	0	30		
D. Garcia	3-12	0-4	6-6	4	3	12	0	35		
D.J. Carton	7-13	2-6	2-3	5	3	18	4	33		
K. McEwen	4-8	1-2	0-0	5	5	9	3	28		
J. Lewis	3-4	0-0	1-2	4	4	7	0	12		
G. Elliott	2-6	1-4	3-4	0	2	8	0	24		
D. Akanno	0-1	0-1	0-0	0	1	0	0	5		

Game No. 7 – December 19, 2020
Rocket Mortgage FieldHouse – Cleveland, Ohio
(20) Ohio State 77, UCLA 70

UCLA 70									
NAME	FG	3FG	FT	R	PF	TP	A	MIN	
C. Riley	7-9	0-0	1-2	5	4	15	1	21	
J. Juzang	5-13	1-6	2-2	3	1	13	2	31	
J. Jaquez Jr.	2-9	1-2	2-2	6	3	7	2	32	
C. Smith	2-8	0-1	2-2	6	3	7	2	32	
T. Campbell	1-10	0-1	1-2	1	1	3	5	34	
J. Bernard	1-3	0-1	6-7	6	4	8	3	28	
J. Kyman	1-1	1-1	0-0	0	2	3	0	9	
J. Hill	4-6	0-0	2-5	4	2	10	0	19	
D. Singleton	1-1	1-1	2-2	1	1	5	0	6	
TOTALS	24-60	4-13	18-24	37	18	70	13	200	

OHIO STATE 77									
NAME	FG	3FG	FT	R	PF	TP	A	MIN	
J. Sueing	2-5	0-2	2-2	5	3	6	1	19	
K. Young	2-4	0-1	3-5	4	3	7	0	23	
E.J. Liddell	4-8	1-3	0-0	3	5	9	0	19	
D. Washington Jr.	4-12	2-6	4-4	5	1	14	3	32	
C.J. Walker	3-6	0-1	4-4	2	2	10	4	36	
J. Sotos	0-1	0-1	0-0	0	0	0	0	2	
M. Jalow	3-5	1-3	1-4	3	2	8	3	28	
E. Brown III	3-3	3-3	0-0	0	0	9	0	7	
J. Ahrens	1-1	1-1	0-0	0	1	3	0	10	
Z. Key	3-4	0-0	5-7	6	2	11	0	22	
S. Towns	0-1	0-1	0-0	0	0	0	0	2	
TOTALS	25-50	8-22	19-26	31	19	77	11	200	

Halftime Score – Ohio State 39, UCLA 38. Team Rebounds – UCLA 6, Ohio State 3. Turnovers – Ohio State 7, UCLA 6. Technicals – None. Attendance: 0. Officials – Roger Ayers, Chris Rastatter, DG Nelson.

Game No. 8 – December 31, 2020
Pauley Pavilion – Los Angeles
UCLA 72, Utah 70

UTAH 70									
NAME	FG	3FG	FT	R	PF	TP	A	MIN	
T. Allen	8-14	0-2	2-3	6	0	18	3	35	
M. Jantunen	5-7	1-2	0-0	5	5	11	1	34	
B. Carlson	1-2	0-0	0-0	0	2	2	1	15	
R. Jones	2-3	2-2	0-0	2	5	6	4	25	
A. Plummer	7-16	4-11	4-5	6	1	22	0	35	
I. Martinez	1-2	0-0	1-2	1	0	3	0	8	
P. Larsson	1-3	1-2	0-0	0	2	3	0	18	
J. Brenchley	0-0	0-0	0-0	0	0	0	0	3	
R. Battin	1-5	1-3	2-2	4	2	5	1	24	
L. Thioune	0-0	0-0	0-0	1	0	0	0	3	
TOTALS	26-52	9-22	6-12	27	17	70	10	200	

UCLA 72									
NAME	FG	3FG	FT	R	PF	TP	A	MIN	
C. Riley	1-6	0-0	0-0	5	1	2	1	20	
J. Juzang	5-8	2-4	1-1	1	1	13	1	24	
J. Jaquez Jr.	3-9	2-3	2-4	5	2	10	1	34	
C. Smith	7-9	2-2	0-0	4	4	16	2	22	
T. Campbell	4-9	1-2	0-0	4	1	9	10	37	
J. Clark	0-0	0-0	0-0	1	0	0	0	0+	
J. Bernard	5-10	2-5	1-1	3	2	13	1	26	
J. Kyman	1-5	1-4	0-0	0	1	3	0	10	
J. Hill	0-0	0-0	6-8	5	1	6	0	20	
D. Singleton	0-0	0-0	0-0	0	0	0	0	7	
TOTALS	26-56	10-20	10-14	32	13	72	16	200	

Halftime Score – UCLA 41, Utah 32. Team Rebounds – UCLA 4, Utah 2. Turnovers – Utah 10, UCLA 9. Technicals – None. Attendance: 0. Officials – Kipp Kissinger, Tommy Nunez, Frank Harvey III.

Game No. 9 – January 2, 2021
Pauley Pavilion – Los Angeles, Calif.
UCLA 65, Colorado 62

COLORADO 62									
NAME	FG	3FG	FT	R	PF	TP	A	MIN	
E. Battey	3-7	0-1	1-2	6	3	7	0	27	
J. Horne	3-9	2-6	2-2	3	1	10	0	30	
D. Schwartz	2-7	1-2	0-2	4	1	5	1	32	
E. Parquet	4-5	0-0	2-2	3	1	10	1	31	
M. Wright IV	5-10	1-4	1-1	3	1	12	3	29	
M. Daniels	3-8	2-7	4-4	4	2	12	2	25	
K. Barthelemy	3-6	0-2	0-0	2	0	6	2	14	
J. Walker	0-0	0-0	0-0	1	4	0	0	9	
T. da Silva	0-1	0-1	0-0	0	1	0	0	3	
TOTALS	23-53	6-23	10-13	29	14	62	9	200	

UCLA 65									
NAME	FG	3FG	FT	R	PF	TP	A	MIN	
C. Riley	4-6	0-0	2-2	5	4	10	2	19	
J. Bernard	4-7	1-2	3-4	7	1	12	1	36	
J. Juzang	3-10	0-3	4-4	0	3	10	2	36	
J. Jaquez Jr.	6-12	1-3	1-1	5	2	14	0	38	
T. Campbell	5-11	1-4	0-0	4	2	11	7	33	
J. Clark	0-1	0-1	0-0	0	0	0	0	2	
J. Kyman	0-2	0-1	0-0	0	0	0	0	6	
J. Hill	3-3	0-0	2-3	6	0	8	1	21	
D. Singleton	0-1	0-1	0-0	3	1	0	0	9	
TOTALS	25-53	3-15	12-14	31	13	65	13	200	

Halftime Score – UCLA 29, Colorado 29. Team Rebounds – Colorado 3, UCLA 1. Turnovers – UCLA 14, Colorado 13. Technicals – None. Attendance: 0. Officials – Verne Harris, Deldre Carr, Casey McClellan.

Game No. 10 – January 7, 2021
Desert Financial Arena – Tempe, Ariz.
UCLA 81, Arizona State 75 (OT)

UCLA 81									
NAME	FG	3FG	FT	R	PF	TP	A	MIN	
C. Riley	8-11	0-0	6-8	13	2	22	2	32	
J. Bernard	3-8	1-4	2-5	10	1	9	3	30	
J. Juzang	2-8	1-3	4-4	5	4	9	3	23	
J. Jaquez Jr.	3-8	2-5	0-1	5	2	8	0	43	
T. Campbell	3-13	0-2	2-6	4	2	8	5	43	
J. Clark	0-2	0-1	0-0	0	1	0	1	4	
J. Kyman	1-3	1-2	0-0	0	1	3	0	7	
J. Hill	4-4	0-0	0-0	3	2	8	1	13	
D. Singleton	5-7	4-6	0-0	0	2	14	2	30	
TOTALS	29-64	9-23	14-24	46	17	81	17	225	

ARIZONA STATE 75									
NAME	FG	3FG	FT	R	PF	TP	A	MIN	
C. Osten	3-4	0-0	0-1	5	5	6	0	25	
M. Bagley	4-11	3-8	0-1	11	3	11	2	41	
H. Woods	2-7	1-4	2-2	1	1	7	4	42	
A. Verge Jr.	8-22	2-7	7-8	7	3	25	4	45	
J. Christopher	9-24	0-6	4-4	11	3	22	1	44	
C. Christopher	0-1	0-1	0-0	0	1	0	0	3	
K. Lawrence	2-3	0-0	0-0	1	5	4	0	15	
J. Olmsted	0-0	0-0	0-0	0	0	0	0	0+	
P. Dziuba	0-0	0-0	0-0	1	1	0	0	10	
TOTALS	28-72	6-26	13-16	42	22	75	11	225	

Halftime Score – Arizona State 30, UCLA 28. End of Regulation – UCLA 65, Arizona State 65. Team Rebounds – UCLA 6, Arizona State 5. Turnovers – UCLA 18, Arizona State 11. Technicals – Arizona State: C. Osten, Team. Attendance: 0. Officials – Kevin Brill, Larry Spaulding, Michael Greenstein.

Game No. 11 – January 9, 2021
McKale Center – Tucson, Ariz.
UCLA 81, Arizona 76

UCLA 81									
NAME	FG	3FG	FT	R	PF	TP	A	MIN	
C. Riley	2-3	0-0	5-7	6	3	9	0	17	
J. Bernard	2-4	1-1	3-4	3	1	8	1	20	
J. Juzang	5-10	3-4	3-4	2	1	16	1	33	
J. Jaquez Jr.	4-9	1-2	4-5	9	1	13	1	30	
T. Campbell	7-10	0-0	8-8	2	1	22	2	32	
J. Clark	1-2	0-1	0-0	2	2	2	0	10	
J. Kyman	1-4	0-2	0-0	1	0	2	0	15	
K. Nwuba	0-1	0-0	0-0	1	4	0	0	9	
J. Hill	1-2	0-0	4-4	5	4	6	0	14	
D. Singleton	1-4	1-3	0-0	0	0	3	1	20	
TOTALS	24-49	6-13	27-32	32	17	81	6	200	

ARIZONA 76									
NAME	FG	3FG	FT	R	PF	TP	A	MIN	
A. Tubelis	6-12	1-2	2-3	8	4	15	1	30	
J. Brown	2-5	0-0	3-5	5	3	7	0	20	
J. Baker Jr.	2-7	0-4	0-0	1	1	4	2	23	
D. Terry	2-3	1-2	0-0	2	1	5	1	15	
J. Akinjo	8-16	4-7	5-5	2	4	25	8	37	
B. Mathurin	3-7	2-5	0-0	4	3	8	0	21	
I. Lee	1-3	0-0	0-0	1	4	2	0	10	
T. Brown Jr.	1-9	0-3	0-0	4	1	2	3	30	
C. Koloko	3-3	0-0	2-3	3	4	8	0	14	
TOTALS	28-65	8-23	12-16	33	25	76	15	200	

Halftime Score – UCLA 41, Arizona 41. Team Rebounds – Arizona 3, UCLA 1. Turnovers – UCLA 9, Arizona 9. Technicals – None. Attendance: 0. Officials – Greg Nixon, Frank Harvey III, Randy McCall.

Game No. 12 – January 14, 2021
Pauley Pavilion – Los Angeles, Calif.
UCLA 91, Washington State 61

WASHINGTON STATE 61									
NAME	FG	3FG	FT	R	PF	TP	A	MIN	
A. Jakimovski	2-5	0-3	0-0	1	3	4	0	24	
E. Abogidi	2-3	0-1	0-0	2	2	4	0	15	
D. Jackson	2-2	0-0	4-6	1	0	8	0	16	
I. Bonton	10-17	3-5	0-0	3	1	23	3	36	
N. Williams	3-5	3-5	0-0	0	1	9	0	21	
M. Warren	0-0	0-0	0-0	0	1	0	0	3	
A. Kunc	0-3	0-2	2-2	2	0	2	1	13	
TJ Bamba	2-6	1-1	0-0	5	1	5	0	23	
C. Rosario	0-3	0-2	2-2	1	2	2	0	17	
V. Markovetsky	1-2	0-0	0-0	3	3	2	0	13	
T. Miller	1-4	0-0	0-1	2	1	2	4	19	
TOTALS	23-50	7-19	8-11	22	15	61	8	200	

UCLA 91									
NAME	FG	3FG	FT	R	PF	TP	A	MIN	
C. Riley	5-9	0-0	2-2	6	2	12	2	18	
J. Bernard	2-6	0-0	2-2	1	1	6	3	19	
J. Juzang	7-14	3-6	0-0	5	3	17	1	29	
J. Jaquez Jr.	4-7	1-3	7-7	4	0	16	2	24	
T. Campbell	7-8	2-2	0-0	3	1	16	6	28	
J. Clark	3-4	0-1	1-1	5	3	7	0	16	
J. Kyman	3-7	2-3	2-2	2	0	10	3	21	
K. Nwuba	0-1								

Game No. 13 – January 16, 2021
Pauley Pavilion – Los Angeles, Calif.
UCLA 91, Washington State 61

WASHINGTON 76

NAME	FG	3FG	FT	R	PF	TP	A	MIN
N. Roberts	0-1	0-0	0-2	3	4	0	0	14
H. Wright	6-9	3-5	0-0	7	3	15	3	35
J. Bey	2-10	1-5	1-2	5	2	6	1	31
E. Stevenson	4-11	3-6	0-0	1	4	11	0	22
Q. Green	10-16	2-5	3-3	5	4	25	5	37
M. Tsohonis	4-6	1-2	0-1	2	0	9	3	27
C. Bajema	0-1	0-0	0-0	0	1	0	0	9
R. Sorn	4-4	0-0	2-2	5	3	10	1	25
TOTALS	30-58	10-23	6-10	30	21	76	13	200

UCLA 81

NAME	FG	3FG	FT	R	PF	TP	A	MIN
C. Riley	5-12	0-0	4-4	8	3	14	1	22
J. Bernard	6-13	4-7	4-4	9	4	20	1	33
J. Juzang	1-5	1-4	0-0	2	0	3	3	24
J. Jaquez Jr.	7-14	0-0	1-2	5	2	15	2	36
T. Campbell	5-12	1-2	0-0	2	2	11	5	29
J. Clark	0-2	0-0	2-2	2	0	2	0	4
J. Kyman	1-3	0-2	0-0	3	1	2	1	15
J. Hill	1-3	0-0	3-5	8	0	5	3	18
D. Singleton	3-6	3-5	0-0	0	0	9	1	19
TOTALS	29-70	9-20	14-17	41	12	81	17	200

Halftime Score – Washington 39, UCLA 29. Team Rebounds – Washington 2, UCLA 2. Turnovers – Washington 11, UCLA 6. Technicals – None. Attendance: 0. Officials – Kevin Brill, Bob Staffen, Scott Brown.

Game No. 14 – January 21, 2021
Haas Pavilion – Berkeley, Calif.
(24) UCLA 61, California 57

UCLA 61

NAME	FG	3FG	FT	R	PF	TP	A	MIN
C. Riley	6-10	0-0	1-2	6	1	13	1	21
J. Bernard	3-6	1-2	4-4	7	1	11	1	29
J. Juzang	3-12	1-5	2-2	4	0	9	0	31
J. Jaquez Jr.	3-8	0-1	1-2	7	2	7	0	38
T. Campbell	3-6	0-0	1-2	1	3	7	6	32
J. Clark	0-0	0-0	0-0	1	1	0	0	7
J. Kyman	2-2	1-1	0-0	2	2	5	0	12
J. Hill	3-6	0-0	0-0	8	1	6	1	19
D. Singleton	1-2	1-1	0-0	0	0	3	1	11
TOTALS	24-52	4-10	9-12	38	11	61	10	200

CALIFORNIA 57

NAME	FG	3FG	FT	R	PF	TP	A	MIN
G. Anticevich	8-11	5-5	0-0	3	2	21	3	35
A. Kelly	3-5	0-0	0-0	3	3	6	0	25
R. Betley	1-10	1-6	2-4	7	0	5	2	33
J. Brown	1-3	1-1	0-0	1	3	3	2	28
M. Foreman	2-8	2-7	2-2	2	2	8	1	25
M. Bowser	0-0	0-0	0-0	0	0	0	1	2
J. Huder	4-10	0-2	1-1	0	0	9	2	25
K. Kuany	0-0	0-0	0-0	0	0	0	0	5
L. Thiemann	1-3	0-0	0-0	2	1	2	1	15
J. Celestine	1-3	1-1	0-0	2	2	3	0	7
TOTALS	21-53	10-22	5-7	23	13	57	12	200

Halftime Score – California 36, UCLA 32. Team Rebounds – California 3, UCLA 2. Turnovers – UCLA 14, California 10. Technicals – None. Attendance: 0. Officials – Verne Harris, Randy McCall, D.G. Nelson.

Game No. 15 – January 23, 2021
Kaiser Permanente Arena – Santa Cruz, Calif.
Stanford 73, (24) UCLA 72

UCLA 72

NAME	FG	3FG	FT	R	PF	TP	A	MIN
C. Riley	1-3	0-0	1-2	2	4	3	0	26
J. Bernard	0-2	0-2	2-2	4	3	2	0	15
J. Juzang	11-19	5-8	0-0	4	4	27	1	43
J. Jaquez Jr.	5-13	2-7	2-2	4	2	14	1	38
T. Campbell	4-12	0-1	5-5	3	2	13	4	36
J. Clark	0-3	0-1	2-2	4	1	2	0	11
J. Kyman	3-5	2-4	0-0	3	3	8	2	24
J. Hill	1-1	0-0	1-1	2	1	3	2	19
D. Singleton	0-2	0-2	0-0	1	0	0	1	13
TOTALS	25-60	9-25	13-14	31	20	72	11	225

STANFORD 73

NAME	FG	3FG	FT	R	PF	TP	A	MIN
J. Delaire	6-13	1-3	6-8	4	2	19	4	39
O. da Silva	8-15	1-3	9-9	5	2	26	4	41
S. Jones	4-8	2-6	3-3	6	1	13	0	38
L. Kisunas	4-6	0-0	1-2	7	3	9	2	33
M. O'Connell	2-8	1-4	0-0	3	3	5	5	41
M. Murrell	0-0	0-0	0-0	2	0	0	0	9
N. Taiz	0-2	0-2	1-2	2	0	1	0	18
J. Keefe	0-0	0-0	0-0	0	1	0	0	3
B. Angel	0-0	0-0	0-0	0	0	0	0	3
TOTALS	24-53	5-18	20-24	32	12	73	15	225

Halftime Score – UCLA 27, Stanford 27. Team Rebounds – UCLA 4, Stanford 3. Turnovers – UCLA 14, Stanford 13. Technicals – None. Attendance: 0. Officials – Mike Reed, Deldre Carr, Chris Rastatter.

Game No. 16 – January 30, 2021
Pauley Pavilion – Los Angeles, Calif.
(23) UCLA 57, Oregon State 52

OREGON STATE 52

NAME	FG	3FG	FT	R	PF	TP	A	MIN
W. Alatishe	2-6	0-0	2-2	9	3	6	0	26
D. Tucker	0-0	0-0	0-0	2	4	0	0	5
J. Lucas	2-7	2-6	0-0	1	1	6	0	33
E. Thompson	6-12	1-4	3-5	4	3	16	5	36
Z. Reichle	1-4	0-2	0-0	2	1	2	1	23
G. Hunt	2-7	1-3	0-0	2	0	5	2	14
M. Calloo	3-6	3-5	0-0	5	2	9	2	21
R. Silva	2-3	0-0	0-0	1	2	4	0	16
J. Franklin	0-0	0-0	0-0	2	1	0	1	8
R. Andela	2-2	0-0	0-0	3	3	4	0	18
TOTALS	20-47	7-20	5-7	33	20	52	11	200

UCLA 57

NAME	FG	3FG	FT	R	PF	TP	A	MIN
C. Riley	5-10	0-1	6-10	10	2	16	2	29
J. Bernard	0-2	0-2	0-0	0	1	0	1	11
J. Juzang	3-11	1-5	0-0	4	0	7	2	33
J. Jaquez Jr.	1-5	0-2	7-9	8	1	9	0	30
T. Campbell	2-6	1-3	4-4	2	2	9	4	32
J. Clark	1-2	0-0	0-0	1	1	2	0	8
J. Kyman	2-4	1-2	0-0	0	0	5	1	13
J. Hill	0-1	0-0	0-0	3	4	0	0	11
D. Singleton	3-11	3-9	0-0	5	1	9	2	31
TOTALS	17-52	6-24	17-23	34	12	57	12	200

Halftime Score – UCLA 27, Oregon State 25. Team Rebounds – Oregon State 2, UCLA 1. Turnovers – Oregon State 15, UCLA 7. Technicals – None. Attendance: 0. Officials – Jim Schipper, Gregory Nixon, John Higgins.

Game No. 17 – February 6, 2021
Galen Center – Los Angeles, Calif.
USC 66, (21) UCLA 48

UCLA 48

NAME	FG	3FG	FT	R	PF	TP	A	MIN
K. Nwuba	0-1	0-0	0-0	1	0	0	0	12
J. Bernard	1-6	0-2	1-4	0	3	3	1	22
J. Juzang	6-21	0-5	1-1	13	0	13	4	36
J. Jaquez Jr.	3-8	0-2	1-1	6	1	7	1	29
T. Campbell	3-10	1-5	0-0	1	2	7	4	31
J. Clark	1-4	1-1	0-0	3	2	3	0	14
M. Etienne	4-5	0-0	0-2	5	1	8	0	28
J. Kyman	3-5	1-3	0-0	0	1	7	0	18
D. Singleton	0-2	0-1	0-0	2	2	0	1	10
TOTALS	21-62	3-19	3-8	33	12	48	11	200

USC 66

NAME	FG	3FG	FT	R	PF	TP	A	MIN
I. Mobley	2-4	0-1	1-2	11	1	5	2	31
E. Mobley	4-6	0-0	1-2	9	3	9	3	33
T. Eaddy	6-16	3-8	1-2	2	1	16	1	30
I. White	1-5	0-2	0-0	2	2	2	1	15
D. Peterson	1-4	0-2	0-0	2	1	2	2	21
C. Goodwin	1-2	0-0	4-4	7	4	6	1	16
E. Anderson	7-12	5-7	0-0	2	0	19	2	25
M. Agbonkpolo	0-3	0-2	4-6	3	1	4	2	18
N. Baumann	1-4	1-4	0-0	1	0	3	1	11
TOTALS	23-56	9-26	11-16	40	13	66	15	200

Halftime Score – USC 30, UCLA 20. Team Rebounds – UCLA 2, USC 1. Turnovers – USC 12, UCLA 9. Technicals – None. Attendance: 0. Officials – Chris Rastatter, Deldre Carr, Verne Harris.

Game No. 18 – February 11, 2021
Beasley Coliseum – Pullman, Wash.
Washington State 81, UCLA 73

UCLA 73

NAME	FG	3FG	FT	R	PF	TP	A	MIN
C. Riley	2-3	0-0	0-0	1	5	4	0	9
J. Juzang	7-18	3-9	8-8	7	1	25	2	38
J. Jaquez Jr.	3-6	0-1	1-1	5	5	7	0	22
T. Campbell	6-9	0-2	5-9	3	1	17	5	36
D. Singleton	1-5	1-5	0-0	1	1	3	1	15
J. Clark	3-4	0-0	0-1	5	3	6	2	22
J. Bernard	2-9	0-1	2-2	1	4	6	1	26
M. Etienne	0-1	0-0	0-2	5	1	0	0	14
J. Kyman	2-4	1-2	0-0	0	1	5	1	15
K. Nwuba	0-0	0-0	0-0	0	1	0	0	3
TOTALS	26-59	5-20	16-23	30	23	73	12	200

WASHINGTON STATE 81

Game No. 19 – February 13, 2021
Alaska Airlines Arena – Seattle, Wash.
UCLA 64, Washington 61

UCLA 64

NAME	FG	3FG	FT	R	PF	TP	A	MIN
C. Riley	2-7	0-0	1-6	4	4	5	1	25
J. Bernard	5-9	2-2	2-2	6	3	14	0	30
J. Juzang	12-23	5-12	3-4	7	1	32	3	39
J. Jaquez Jr.	1-1	1-1	0-3	10	2	3	4	33
T. Campbell	1-5	0-0	0-0	0	5	2	4	27
J. Clark	0-0	0-0	0-0	2	0	0	0	11
M. Etienne	1-1	0-0	0-3	2	0	2	0	11
J. Kyman	0-2	0-2	0-0	1	1	0	1	7
D. Singleton	2-3	2-3	0-0	2	1	6	0	17
TOTALS	24-51	10-20	6-18	36	17	64	13	200

WASHINGTON 61

NAME	FG	3FG	FT	R	PF	TP	A	MIN
N. Roberts	2-5	0-0	2-3	4	4	6	0	16
H. Wright	2-3	0-1	3-3	7	5	7	0	27
J. Bey	2-10	1-2	0-0	4	0	5	2	37
E. Stevenson	2-8	1-4	0-0	4	5	5	3	28
Q. Green	5-13	2-4	2-4	5	2	14	4	37
M. Tsohonis	7-15	6-9	2-3	1	0	22	1	23
N. Pryor	0-3	0-1	0-1	2	0	0	0	14
C. Bajema	0-0	0-0	0-0	1	1	0	1	13
R. Sorn	1-1	0-0	0-0	1	1	2	0	5
TOTALS	21-58	10-21	9-14	33	18	61	11	200

Halftime Score – UCLA 26, Washington 20. Team Rebounds – Washington 4, UCLA 2. Turnovers – UCLA 14, Washington 10. Technicals – Washington: Team. Attendance: 0. Officials – Kevin Brill, Nate Harris, Michael Irving.

Game No. 20 – February 18, 2021
Pauley Pavilion – Los Angeles, Calif.
UCLA 74, Arizona 60

ARIZONA 60

NAME	FG	3FG	FT	R	PF	TP	A	MIN
A. Tubelis	8-12	0-2	2-4	8	3	18	0	33
C. Koloko	1-1	0-0	1-2	5	3	3	0	16
B. Mathurin	0-3	0-2	2-2	4	1	2	3	29
J. Akinjo	6-14	2-6	7-10	4	1	21	3	37
K. Kriisa	1-3	1-3	0-0	0	0	3	2	24
J. Brown	3-7	0-0	0-0	6	1	6	0	21
T. Brown Jr.	1-5	1-2	2-2	2	1	5	1	21
D. Terry	1-5	0-1	0-0	2	3	2	0	16
I. Lee	0-0	0-0	0-0	1	1	0	0	5
TOTALS	21-50	4-16	14-20	33	14	60	9	200

UCLA 74

NAME	FG	3FG	FT	R	PF	TP	A	MIN
C. Riley	5-12	0-0	0-0	4	4	10	2	20
J. Bernard	3-6	1-2	2-2	6	2	9	1	30
J. Juzang	4-11	1-5	0-0	6	4	9	2	32
J. Jaquez Jr.	10-12	1-3	4-7	5	3	25	1	37
T. Campbell	6-9	1-2	0-0	2	3	13	3	36
M. Etienne	1-1	0-0	0-0	2	0	2	0	9
D. Singleton	0-0	0-0	0-0	1	0	0	0	7
J. Clark	1-2	0-1	0-0	1	0	2	0	3
J. Kyman	2-7	0-2	0-0	3	1	4	0	17
K. Nwuba	0-0	0-0	0-0	1	1	0	0	9
TOTALS	21-58	10-21	9-14	33	18	61	11	200

Halftime Score – Arizona 31, UCLA 30. Team Rebounds – UCLA 1, Arizona 1. Turnovers – Arizona 16, UCLA 7. Technicals – None. Attendance: 0. Officials – Verne Harris, Michael Greenstein, Bill Vinovich.

Game No. 21 – February 20, 2021
Pauley Pavilion – Los Angeles, Calif.
UCLA 80, Arizona 79

ARIZONA STATE 79

NAME	FG	3FG	FT	R	PF	TP	A	MIN
K. Lawrence	5-6	0-0	8-10	9	2	18	0	38
J. Graham	0-2	0-0	0-0	2	5	0	1	7
H. Woods	3-7	3-6	0-0	1	2	9	2	35
R. Martin	8-21	5-9	4-5	3	1	25	3	35
A. Verge Jr.	8-20	1-4	1-2	4	2	18	5	33
C. Osten	2-2	0-0	0-0	2	5	4	0	24
J. House	2-3	1-1	0-0	3	1	5	2	20
J. Olmsted	0-0	0-0	0-0	0	1	0	0	8
TOTALS	28-61	10-20	13-17	25	19	79	13	200

UCLA 80

NAME	FG	3FG	FT	R	PF	TP	A	MIN
C. Riley	6-6	0-0	5-5	4	4	7	0	19
J. Bernard	4-11	2-6	1-2	4	1	11	2	34
J. Juzang	3-9	3-5	3-3	3	1	12	4	30
J. Jaquez Jr.	3-7	0-1	3-4	10	4	9	4	39
T. Campbell	4-13	0-3	2-2	2	2	10	6	35
J. Kyman	0-0	0-0	0-0	0	1	0	0	2
D. Singleton	3-4	2-3	0-0	3	1	8	0	14
J. Clark	0-2	0-0	2-4	3	0	2	0	7
M. Etienne	3-3	0-0	3-3	6	0	9	0	13
K. Nwuba	1-2	0-0	0-0	2	3	2	0	6
TOTALS	27-57	7-18	19-23	37	17	80	16	200

Halftime Score – Arizona State 41, UCLA 34. Team Rebounds – Arizona State 1, UCLA 0. Turnovers – UCLA 11, Arizona State 5. Technicals – None. Attendance: 0. Officials – Randy McCall, David Hall, D.G. Nelson.

Game No. 22 – February 25, 2021
Jon M. Huntsman Center – Salt Lake City, Utah
UCLA 76, Utah 61

UCLA 76

NAME	FG	3FG	FT	R	PF	TP	A	MIN
C. Riley	7-9	0-1	1-2	5	1	15	0	28
J. Bernard	7-10	4-6	1-1	4	1	19	3	35
J. Juzang	7-13	4-6	0-0	8	1	18	2	32
J. Jaquez Jr.	5-10	1-2	0-0	3	2	11	2	30
T. Campbell	3-6	0-1	1-1	0	2	7	5	32
J. Clark	0-1	0-0	0-0	2	0	0	0	14
D. Singleton	1-1	1-1	0-0	1	0	3	0	15
J. Kyman	1-2	1-2	0-0	1	0	3	0	3
M. Etienne	0-3	0-0	0-0	4	0	0	1	10
L. Cremonesi	0-1	0-0	0-0	0	0	0	0	0+
TOTALS	31-56	11-19	3-4	32	7	76	13	200

UTAH 61

NAME	FG	3FG	FT	R	PF	TP	A	MIN
T. Allen	4-13	0-2	0-0	2	2	8	2	29
R. Battin	4-10	2-4	0-0	3	0	10	2	25
B. Carlson	8-14	1-3	0-0	6	2	17	1	32
P. Larsson	3-4	3-4	0-0	5	3	9	3	27
A. Plummer	3-9	1-4	0-0	1	1	7	3	28
R. Jones	0-1	0-1	0-0	1	1	0	7	17
I. Martinez	4-6	2-2	0-0	2	1	10	1	28
J. Brenchley	0-1	0-1	0-0	2	0	0	0	7
L. Thioune	0-0	0-0	0-0	0	0	0	0	6
J. Kellier	0-0	0-0	0-0	0	0	0	0	0+
B. King	0-0	0-0	0-0	0	0	0	0	0+
TOTALS	26-58	9-21	0-0	26	10	61	19	200

Halftime Score – UCLA 35, Utah 27. Team Rebounds – UCLA 4, Utah 4. Turnovers – UCLA 10, Utah 9. Technicals – None. Attendance: 0. Officials – Gregory Nixon, Michael Irving, Nate Harris.

Game No. 23 – February 27, 2021
CU Events Center – Boulder, Colo.
Colorado 70, UCLA 61

UCLA 61

NAME	FG	3FG	FT	R	PF	TP	A	MIN
C. Riley	2-3	0-0	3-4	3	5	7	2	23
J. Bernard	2-5	1-3	2-4	4	1	7	0	38
J. Juzang	7-12	3-4	8-8	5	1	25	1	37
J. Jaquez Jr.	1-6	0-2	1-3	8	2	3	2	34
T. Campbell	4-11	1-3	0-0	1	3	9	4	34
M. Etienne	0-0	0-0	0-0	2	2	0	0	5
J. Kyman	0-2	0-0	0-0	0	0	0	0	4
J. Clark	5-6	0-0	0-0	4	3	10	0	16
D. Singleton	0-1	0-1	0-0	0	0	0	0	6
K. Nwuba	0-0	0-0	0-0	0	0	0	0	2
TOTALS	21-46	5-13	14-19	31	18	61	9	200

COLORADO 70

NAME	FG	3FG	FT	R	PF	TP	A	MIN
E. Battey	2-9	0-0	8-9	6	2	12	0	27
D. Walton	1-4	0-0	0-0	2	2	2	0	16
D. Schwartz	2-5	0-2	0-0	1	2	4	1	27
E. Parquet	2-5	0-1	0-0	2	1	4	0	26
M. Wright	10-16	2-3	4-6	5	2	26	6	37
M. Daniels	2-5	1-4	0-0	6	0	5	0	18
J. Horne	3-7	1-4	3-3	4	3	10	1	27
T. Walker	0-0	0-0	0-0	0	2	0	1	10
T. da Silva	3-3	1-1	0-0	0	0	7	0	9
K. Barthelemy	0-0	0-0	0-0	0	0	0	0	3
TOTALS	25-54	5-15	15-18	26	14	70	9	200

Halftime Score – UCLA 35, Colorado 34. Team Rebounds – UCLA 4, Colorado 0. Turnovers – UCLA 14, Colorado 6. Technicals – UCLA: Team. Attendance: 81. Officials – Verne Harris, Eric Curry, Jim Schipper.

Game No. 24 – March 3, 2021
Matthew Knight Arena – Eugene, Ore.
Oregon 82, UCLA 74

UCLA 74

NAME	FG	3FG	FT	R	PF	TP	A	MIN
C. Riley	4-6	0-0	3-3	4	2	11	2	32
J. Bernard	10-16	3-5	0-1	3	1	23	4	39
J. Juzang	3-12	0-6	0-0	1	4	6	1	31
J. Jaquez Jr.	6-8	2-4	1-1	4	2	15	1	28
T. Campbell	2-5	0-2	2-2	2	1	6	8	31
J. Clark	3-5	0-0	0-0	6	2	6	0	12
M. Etienne	2-2	0-0	0-0	1	1	4	0	8
D. Singleton	1-2	1-1	0-0	2	1	3	1	19
TOTALS	31-56	6-18	6-7	24	14	74	17	200

OREGON 82

NAME	FG	3FG	FT	R	PF	TP	A	MIN
E. Omoruyi	6-11	1-3	2-3	6	3	15	4	32
E. Williams Jr.	3-6	2-3	0-0	8	3	8	1	35
W. Richardson	6-8	2-3	1-2	2	3	15	2	40
C. Duarte	7-12	1-4	8-10	4	2	23	1	35
LJ Figueroa	8-11	2-4	0-0	3	2	18	2	33
A. Hardy	0-0	0-0	0-0	0	0	0	1	5
C. Lawson	1-3	0-0	1-1	1	1	3	0	15
F. Kepnang	0-0	0-0	0-0	0	2	0	0	4
TOTALS	31-51	8-17	12-16	24	16	82	11	200

Halftime Score – UCLA 39, Oregon 37. Team Rebounds – UCLA 1, Oregon 0. Turnovers – UCLA 14, Oregon 12. Technicals – None. Attendance: 0. Officials – David Hall, Mike Reed, Mike Scyphers.

JULES BERNARD (1)

JUNIOR – G – 6-6, 205 – Los Angeles, Calif. (Windward School)

SEASON/CAREER BEST PERFORMANCES

Category	Season High	Career High
Points	23 at Oregon (March 3, 2021)	23 at Oregon (March 3, 2021)
Rebounds	10 at Arizona State (Jan. 7, 2021)	10 at Arizona State (Jan. 7, 2021)
Assists	4 at Oregon (March 3, 2021)	4 (twice), last at Oregon (March 3, 2021)
Steals	2 (twice), last at USC (Feb. 6, 2021)	3 (twice), last at Colorado (March 7, 2019)
Blocks	1 (twice), last vs. Utah (Dec. 31, 2020)	2 at Washington State (Jan. 4, 2020)
Minutes	39 at Oregon (March 3, 2021)	39 at Oregon (March 3, 2021)
FG Made	10 at Oregon (March 3, 2021)	10 at Oregon (March 3, 2021)
FG Att.	16 at Oregon (March 3, 2021)	16 at Oregon (March 3, 2021)
3PFG Made	4 (twice), last at Utah (Feb. 25, 2021)	4 (3 times), last at Utah (Feb. 25, 2021)
3PFG Att.	7 vs. Washington (Jan. 16, 2021)	7 (3 times), last vs. Washington (Jan. 16, 2021)
FT Made	6 (twice), last vs. Ohio State (Dec. 19, 2020)	9 vs. Oregon (Feb. 23, 2019)
FT Att.	8 vs. Pepperdine (Nov. 27, 2020)	11 vs. Oregon (Feb. 23, 2019)

KEY NOTES ON JULES BERNARD

- Has averaged 10.0 points and 4.5 rebounds per contest (24 games) ... scored a career-high 23 points at Oregon (March 3, 2021)
- Made a career-high 10 shots (on 16 attempts) and was 3-for-5 from 3-point range in his 23-point effort at Oregon (March 3, 2021)
- Has scored at least 20 points in three games this season ... has scored in double figures in 11 of UCLA's 24 games ... has shot 46.2% from the field this season
- As a junior, he has scored more baskets (80), totaled more points (240) and registered more assists (33) in 23 games than he did in 30 contests last season (sophomore)
- As a sophomore last season, averaged 5.5 points and 2.6 rebounds per game (30 contests) ... averaged 16.1 minutes per game off the bench
- Has played in 87 games at UCLA ... has averaged 7.6 points and 3.3 rebounds per game in his collegiate career
- Excelled at Windward School in Los Angeles, where he was a four-year varsity letterwinner (averaged 26.0 points, 14.0 rebounds per game as a senior)

JULES BERNARD'S GAME-BY-GAME (2020-21)

DATE	OPP	G-GS	MIN	FG-FGA	PCT	3FG-A	PCT	FT-FTA	PCT	OR	DR	TOT	PF-DQ	A	TO	BS	S	PTS
11-25	at San Diego State	1-1	25:51	0-2	.000	0-2	.000	2-2	1.000	1	4	5	2-0	0	0	0	0	2
11-27	vs. Pepperdine	1-1	34:08	7-15	.467	1-4	.250	6-8	.750	3	3	6	5-1	0	1	1	1	21
12-03	Seattle	1-1	28:08	6-8	.750	3-5	.600	1-2	.500	0	3	3	3-0	1	3	0	1	16
12-06	California	1-1	29:59	1-5	.200	0-2	.000	1-2	.500	2	3	5	3-0	2	1	0	0	3
12-09	San Diego	1-1	19:08	1-3	.333	0-0	.000	0-0	.000	3	1	4	2-0	2	2	0	0	2
12-11	Marquette	1-0	26:06	5-7	.714	1-3	.333	4-4	1.000	2	5	7	2-0	1	0	0	2	15
12-19	vs. Ohio State	1-0	28:43	1-3	.333	0-1	.000	6-7	.857	3	3	6	4-0	3	0	0	0	8
12-31	Utah	1-0	25:59	5-10	.500	2-5	.400	1-1	1.000	1	2	3	2-0	1	0	1	1	13
01-02	Colorado	1-1	36:13	4-7	.571	1-2	.500	3-4	.750	2	5	7	1-0	1	1	0	0	12
01-07	at Arizona State	1-1	29:47	3-8	.375	1-4	.250	2-5	.400	2	8	10	1-0	3	4	0	1	9
01-09	at Arizona	1-1	19:19	2-4	.500	1-1	1.000	3-4	.750	0	3	3	1-0	1	3	0	1	8
01-14	Washington State	1-1	19:02	2-6	.333	0-0	.000	2-2	1.000	1	0	1	1-0	3	0	0	0	6
01-16	Washington	1-1	32:12	6-13	.462	4-7	.571	4-4	1.000	1	8	9	4-0	1	0	0	0	20
01-21	at California	1-1	29:59	3-6	.500	1-2	.500	4-4	1.000	2	5	7	1-0	1	2	0	0	11
01-23	at Stanford	1-1	15:55	0-2	.000	0-2	.000	2-2	1.000	3	1	4	3-0	0	1	0	0	2
01-30	Oregon State	1-1	10:55	0-2	.000	0-2	.000	0-0	.000	0	0	0	1-0	1	0	0	0	0
02-06	at USC	1-1	21:58	1-6	.167	0-2	.000	1-4	.250	0	0	0	3-0	1	0	0	2	3
02-11	at Washington State	1-0	25:01	2-9	.222	0-1	.000	2-2	1.000	0	1	1	4-0	1	0	0	1	6
02-13	at Washington	1-1	30:26	5-9	.556	2-2	1.000	2-2	1.000	2	4	6	3-0	0	3	0	0	14
02-18	Arizona	1-1	30:03	3-6	.500	1-2	.500	2-2	1.000	0	6	6	2-0	1	0	0	0	9
02-20	Arizona State	1-1	33:38	4-11	.364	2-6	.333	1-2	.500	0	4	4	1-0	2	3	0	1	11
02-25	at Utah	1-1	34:52	7-10	.700	4-6	.667	1-1	1.000	0	4	4	1-0	3	2	0	0	19
02-27	at Colorado	1-1	38:06	2-5	.400	1-3	.333	2-4	.500	0	4	4	1-0	0	3	0	1	7
03-03	at Oregon	1-1	39:02	10-16	.625	3-5	.600	0-1	.000	2	1	3	1-0	4	2	0	1	23
TOTALS		24-20	664:31	80-173	.462	28-69	.406	52-69	.754	30	78	108	52-1	33	31	2	13	240

JULES BERNARD'S CAREER STATISTICS

Season	Yr.	G-GS	MIN	MPG	FG-FGA	PCT	3FG-A	PCT	FT-FTA	PCT	OR	DR	TOT	RPG	PF-DQ	A	TO	BS	S	PTS	PPG
2018-19	FR	33-2	568	17.2	82-175	.469	23-62	.371	65-88	.739	27	75	102	3.1	68-0	28	50	3	17	252	7.6
2019-20	SO	30-1	483	16.1	53-136	.390	19-60	.317	40-51	.784	19	60	79	2.6	46-2	19	34	7	16	165	5.5
2020-21	JR	24-20	665	27.7	80-173	.462	28-69	.406	52-69	.754	30	78	108	4.5	52-1	33	31	2	13	240	10.0
CAREER		87-23	1716	19.7	215-484	.444	70-191	.366	157-208	.755	76	213	289	3.3	164-3	80	115	12	46	657	7.6

TYGER CAMPBELL (10)

REDSHIRT SOPHOMORE – G – 5-11, 180 – Cedar Rapids, Iowa (La Lumiere School [Indiana])

SEASON/CAREER BEST PERFORMANCES

Category	Season High	Career High
Points	22 (twice), last at Arizona (Jan. 9, 2021)	22 (3 times), last at Arizona (Jan. 9, 2021)
Rebounds	6 vs. Pepperdine (Nov. 27, 2020)	7 vs. Washington (Feb. 15, 2020)
Assists	12 vs. California (Dec. 6, 2020)	14 vs. Arizona State (Feb. 27, 2020)
Steals	4 at Washington State (Feb. 11, 2021)	4 (twice), last at Washington State (Feb. 11, 2021)
Blocks	–	–
Minutes	52 vs. Pepperdine (Nov. 27, 2020)	52 vs. Pepperdine (Nov. 27, 2020)
FG Made	8 vs. Pepperdine (Nov. 27, 2020)	8 vs. Pepperdine (Nov. 27, 2020)
FG Att.	19 vs. Pepperdine (Nov. 27, 2020)	19 vs. Pepperdine (Nov. 27, 2020)
3PFG Made	3 vs. Pepperdine (Nov. 27, 2020)	3 (4 times), last vs. Pepperdine (Nov. 27, 2020)
3PFG Att.	9 vs. Pepperdine (Nov. 27, 2020)	9 vs. Pepperdine (Nov. 27, 2020)
FT Made	8 (twice), last at Arizona (Jan. 9, 2021)	8 (twice), last at Arizona (Jan. 9, 2021)
FT Att.	8 vs. Seattle (Dec. 3, 2020)	10 vs. Washington State (Feb. 13, 2020)

KEY NOTES ON TYGER CAMPBELL

- Has averaged 10.6 points and 5.7 assists per game ... ranks second in the Pac-12 assists per game (5.7) ... has averaged 2.4 rebounds in 24 games
- Has twice totaled a career-high-tying 22 points this season – against Pepperdine in UCLA's 3-OT win (Nov. 27) and at Arizona (Jan. 9)
- Has totaled 136 assists and 48 turnovers, compiling an assist-turnover ratio of 2.8-to-1 (the third-best ratio among Pac-12 players, through Wednesday, March 3)
- Ranked No. 2 in the Pac-12 in assists per game (5.7) and was No. 8 in the Pac-12 in minutes played per game (33.6), through games played Wednesday, March 3
- As a redshirt freshman last season, averaged 8.3 points and a team-best 5.0 assists per game ... played in all 31 games (scored in double figures in 13 contests)
- Last season, he ranked No. 1 in the Pac-12 in assist-turnover ratio (2.79) and was No. 3 in assists per game (5.0)
- Through the final 10 games last season, averaged 11.7 points and 6.9 assists per game ... also logged a 3.5-to-1 assist-turnover ratio in those last 10 contests
- Redshirted the 2018-19 season ... missed the entire year, recovering from an ACL tear in his left knee (injury sustained Oct. 7, 2018)

TYGER CAMPBELL'S GAME-BY-GAME (2020-21)

DATE	OPP	G-GS	MIN	FG-FGA	PCT	3FG-A	PCT	FT-FTA	PCT	OR	DR	TOT	PF-DQ	A	TO	BS	S	PTS
11-25	at San Diego State	1-1	34:42	3-9	.333	0-5	.000	3-4	.750	0	0	0	3-0	4	3	0	0	9
11-27	vs. Pepperdine	1-1	51:42	8-19	.421	3-9	.333	3-4	.750	2	4	6	4-0	7	1	0	1	22
12-03	Seattle	1-1	26:36	4-9	.444	1-4	.250	8-8	1.000	0	2	2	2-0	6	2	0	2	17
12-06	California	1-1	29:03	5-7	.714	0-0	.000	1-2	.500	1	3	4	0-0	12	1	0	0	11
12-09	San Diego	1-1	28:14	5-12	.417	1-1	1.000	1-2	.500	1	4	5	2-0	5	0	0	1	12
12-11	Marquette	1-1	34:43	2-3	.667	0-1	.000	0-0	.000	0	3	3	2-0	9	2	0	1	4
12-19	vs. Ohio State	1-1	34:05	1-10	.100	0-1	.000	1-2	.500	0	1	1	1-0	5	0	0	1	3
12-31	Utah	1-1	37:28	4-9	.444	1-2	.500	0-0	.000	0	4	4	1-0	10	4	0	2	9
01-02	Colorado	1-1	32:47	5-11	.455	1-4	.250	0-0	.000	2	2	4	2-0	7	2	0	3	11
01-07	at Arizona State	1-1	42:59	3-13	.231	0-2	.000	2-6	.333	1	3	4	2-0	5	4	0	1	8
01-09	at Arizona	1-1	32:40	7-10	.700	0-0	.000	8-8	1.000	0	2	2	1-0	2	0	0	0	22
01-14	Washington State	1-1	28:53	7-8	.875	2-2	1.000	0-0	.000	0	3	3	1-0	6	2	0	1	16
01-16	Washington	1-1	29:40	5-12	.417	1-2	.500	0-0	.000	1	1	2	2-0	5	1	0	2	11
01-21	at California	1-1	32:01	3-6	.500	0-0	.000	1-2	.500	0	1	1	3-0	6	4	0	1	7
01-23	at Stanford	1-1	35:37	4-12	.333	0-1	.000	5-5	1.000	1	2	3	2-0	4	2	0	1	13
01-30	Oregon State	1-1	32:01	2-6	.333	1-3	.333	4-4	1.000	0	2	2	2-0	4	2	0	2	9
02-06	at USC	1-1	31:48	3-10	.300	1-5	.200	0-0	.000	0	1	1	2-0	4	1	0	0	7
02-11	at Washington State	1-1	36:46	6-9	.667	0-2	.000	5-9	.556	0	3	3	1-0	5	4	0	4	17
02-13	at Washington	1-1	26:36	1-5	.200	0-0	.000	0-0	.000	0	0	0	5-1	4	2	0	0	2
02-18	Arizona	1-1	35:54	6-9	.667	1-2	.500	0-0	.000	0	2	2	3-0	3	0	0	1	13
02-20	Arizona State	1-1	35:02	4-13	.308	0-3	.000	2-2	1.000	0	2	2	2-0	6	2	0	1	10
02-25	at Utah	1-1	31:46	3-6	.500	0-1	.000	1-1	1.000	0	0	0	2-0	5	2	0	0	7
02-27	at Colorado	1-1	33:47	4-11	.364	1-3	.333	0-0	.000	0	1	1	3-0	4	4	0	1	9
03-03	at Oregon	1-1	31:07	2-5	.400	0-2	.000	2-2	1.000	0	2	2	1-0	8	3	0	0	6
TOTALS		24-24	805:57	97-224	.433	14-55	.255	47-61	.770	9	48	57	49-1	136	48	0	26	255

TYGER CAMPBELL'S CAREER STATISTICS

Season	Yr.	G-GS	MIN	MPG	FG-FGA	PCT	3FG-A	PCT	FT-FTA	PCT	OR	DR	TOT	RPG	PF-DQ	A	TO	BS	S	PTS	PPG
2019-20	FR	31-31	931	30.0	87-243	.358	24-90	.267	58-86	.674	20	54	74	2.4	62-0	156	56	0	26	256	8.3
2020-21	SO	24-24	806	33.6	97-224	.433	14-55	.255	47-61	.770	9	48	57	2.4	49-1	136	48	0	26	255	10.6
CAREER		55-55	1737	31.6	184-467	.394	38-145	.262	105-147	.714	29	102	131	2.4	111-1	292	104	0	52	511	9.3

JAYLEN CLARK (0)

FRESHMAN – G – 6-5, 195 – Riverside, Calif. (Etiwanda HS)

SEASON/CAREER BEST PERFORMANCES

Category	Season High	Career High
Points	10 at Colorado (Feb. 27, 2021)	10 at Colorado (Feb. 27, 2021)
Rebounds	6 at Oregon (March 3, 2021)	6 at Oregon (March 3, 2021)
Assists	2 at Washington State (Feb. 11, 2021)	2 at Washington State (Feb. 11, 2021)
Steals	2 at Stanford (Jan. 23, 2021)	2 at Stanford (Jan. 23, 2021)
Blocks	2 at Washington State (Feb. 11, 2021)	2 at Washington State (Feb. 11, 2021)
Minutes	16 vs. Washington State (Jan. 14, 2021)	16 vs. Washington State (Jan. 14, 2021)
FG Made	5 at Colorado (Feb. 27, 2021)	5 at Colorado (Feb. 27, 2021)
FG Att.	6 at Colorado (Feb. 27, 2021)	6 at Colorado (Feb. 27, 2021)
3PMG Made	1 at USC (Feb. 6, 2021)	1 at USC (Feb. 6, 2021)
3PMG Att.	1 (7 times), last vs. Arizona (Feb. 18, 2021)	1 (7 times), last vs. Arizona (Feb. 18, 2021)
FT Made	2 (4 times), last vs. Arizona State (Feb. 20, 2021)	2 (4 times), last vs. Arizona State (Feb. 20, 2021)
FT Att.	4 vs. Arizona State (Feb. 20, 2021)	4 vs. Arizona State (Feb. 20, 2021)

KEY NOTES ON JAYLEN CLARK

- Has averaged 2.3 points and 2.0 rebounds in 23 games ... scored a season-high 10 points at Colorado, connecting on 5 of 6 shots (Feb. 27, 2021)
- Has shot 48.9 percent from the field (22-for-45) and has gone 9-for-12 at the free throw line (75.0%)
- One of three true freshmen on UCLA's roster, along with forwards Logan Cremonesi and Mac Etienne ... spent his senior season at Etiwanda High School (Rancho Cucamonga, Calif.)
- As a senior (2019-20) at Etiwanda HS, averaged 18.5 points, 6.4 rebounds, 2.7 assists and 2.6 steals per game
- Helped lead Etiwanda HS to a 30-4 record last season ... the Etiwanda Eagles had a perfect 10-0 record in the Baseline League
- Scored a team-leading 32 points and had 13 rebounds against Sierra Canyon in a CIF Southern Section Open Division semifinal game (Feb. 21, 2020) at Calabasas High School
- Spent his first three years of high school competing at Centennial High School (Corona, Calif.) ... was on the varsity squad all three seasons at Centennial HS
- As a youngster, idolized 6-foot-5 shooting guard Ray Allen because of his "perfect jumper and his all-around game"

JAYLEN CLARK'S GAME-BY-GAME (2020-21)

DATE	OPP	G-GS	MIN	FG-FGA	PCT	3FG-A	PCT	FT-FTA	PCT	OR	DR	TOT	PF-DQ	A	TO	BS	S	PTS
11-25	at San Diego State	1-0	2:38	0-0	.000	0-0	.000	0-0	.000	0	0	0	0-0	0	0	0	0	0
11-27	vs. Pepperdine	1-0	0:23	0-0	.000	0-0	.000	0-0	.000	0	0	0	0-0	0	0	0	0	0
12-03	Seattle	1-0	10:46	2-2	1.000	0-0	.000	0-0	.000	0	3	3	1-0	0	1	0	0	4
12-06	California	1-0	4:48	0-0	.000	0-0	.000	0-0	.000	0	0	0	1-0	0	1	0	0	0
12-09	San Diego	1-0	4:48	2-3	.667	0-0	.000	2-2	1.000	0	0	0	1-0	0	0	0	0	6
12-11	Marquette	1-0	4:12	0-0	.000	0-0	.000	0-0	.000	0	1	1	2-0	0	0	0	0	0
12-19	vs. Ohio State	–	DNP	–	–	–	–	–	–	–	–	–	–	–	–	–	–	–
12-31	Utah	1-0	0:21	0-0	.000	0-0	.000	0-0	.000	0	1	1	0-0	0	0	0	0	0
01-02	Colorado	1-0	2:02	0-1	.000	0-1	.000	0-0	.000	0	0	0	0-0	0	0	0	0	0
01-07	at Arizona State	1-0	4:29	0-2	.000	0-1	.000	0-0	.000	0	0	0	1-0	1	0	0	0	0
01-09	at Arizona	1-0	10:34	1-2	.500	0-1	.000	0-0	.000	1	1	2	2-0	0	0	0	0	2
01-14	Washington State	1-0	16:24	3-4	.500	0-1	.000	1-1	1.000	2	3	5	3-0	0	2	0	1	7
01-16	Washington	1-0	4:18	0-2	.000	0-0	.000	2-2	1.000	1	1	2	0-0	0	0	0	0	2
01-21	at California	1-0	6:51	0-0	.000	0-0	.000	0-0	.000	0	1	1	1-0	0	0	0	0	0
01-23	at Stanford	1-0	11:39	0-3	.000	0-1	.000	2-2	1.000	2	2	4	1-0	0	0	0	2	2
01-30	Oregon State	1-0	7:49	1-2	.500	0-0	.000	0-0	.000	1	0	1	1-0	0	1	0	0	2
02-06	at USC	1-0	14:32	1-4	.250	1-1	1.000	0-0	.000	2	1	3	2-0	0	0	0	0	3
02-11	at Washington State	1-0	21:43	3-4	.750	0-0	.000	0-1	.000	1	4	5	3-0	2	1	2	0	6
02-13	at Washington	1-0	11:21	0-0	.000	0-0	.000	0-0	.000	0	2	2	0-0	0	1	0	0	0
02-18	Arizona	1-0	3:02	1-2	.500	0-1	.000	0-0	.000	1	0	1	0-0	0	0	0	0	2
02-20	Arizona State	1-0	7:17	0-2	.000	0-0	.000	2-4	.500	2	1	3	0-0	0	0	0	0	2
02-25	at Utah	1-0	13:53	0-1	.000	0-0	.000	0-0	.000	0	2	2	0-0	0	0	1	0	0
02-27	at Colorado	1-0	16:03	5-6	.833	0-0	.000	0-0	.000	2	2	4	3-0	0	1	1	0	10
03-03	at Oregon	1-0	12:20	3-5	.600	0-0	.000	0-0	.000	2	4	6	2-0	0	0	0	0	6
TOTALS		23-0	191:45	22-45	.489	1-7	.143	9-12	.750	17	29	46	24-0	3	8	4	3	54

JAYLEN CLARK'S CAREER STATISTICS

Season	Yr.	G-GS	MIN	MPG	FG-FGA	PCT	3FG-A	PCT	FT-FTA	PCT	OR	DR	TOT	RPG	PF-DQ	A	TO	BS	S	PTS	PPG
2020-21	FR	23-0	192	8.3	22-45	.489	1-7	.143	9-12	.750	17	29	46	2.0	24-0	3	8	4	3	54	2.3
CAREER		23-0	192	8.3	22-45	.489	1-7	.143	9-12	.750	17	29	46	2.0	24-0	3	8	4	3	54	2.3

LOGAN CREMONESI (23)

FRESHMAN – F – 6-7, 210 – Oceanside, Calif. (Mater Dei HS)

SEASON/CAREER BEST PERFORMANCES

Category	Season High	Career High
Points	–	–
Rebounds	1 vs. Washington State (Jan. 14, 2021)	1 vs. Washington State (Jan. 14, 2021)
Assists	–	–
Steals	–	–
Blocks	–	–
Minutes	2 vs. Washington State (Jan. 14, 2021)	2 vs. Washington State (Jan. 14, 2021)
FG Made	–	–
FG Att.	1 at Utah (Feb. 25, 2021)	1 at Utah (Feb. 25, 2021)
3PFG Made	–	–
3PFG Att.	–	–
FT Made	–	–
FT Att.	2 vs. Washington State (Jan. 14, 2021)	2 vs. Washington State (Jan. 14, 2021)

KEY NOTES ON LOGAN CREMONESI

- Has played in three games ... saw his first action in a game during the second half of the Bruins' 83-56 victory over San Diego (Dec. 9, 2020)
- One of three true freshmen on UCLA's roster, along with guard Jaylen Clark and forward Mac Etienne ... spent his final three years of high school at Mater Dei HS (Santa Ana, Calif.)
- As a senior (2019-20) at Mater Dei HS, averaged 2.7 points and 2.3 rebounds per game in 32 contests
- Was a two-time recipient of Mater Dei basketball's annual Coaches' Award ... in 2019-20, helped the Monarchs compile 25-8 record and a 9-1 record in the Trinity League
- During his senior season at Mater Dei, the basketball team advanced to the semifinal round of the CIF Southern California Regional Open Division playoffs (lost to Etiwanda, 65-61)
- Grew up in Oceanside, Calif., and was born in Chicago ... as a youngster, idolized Chicago Bulls' great Michael Jordan ... wears jersey number 23 out of respect for Michael Jordan
- Spent his freshman year of high school at El Camino High School in Oceanside, Calif.

LOGAN CREMONESI'S GAME-BY-GAME (2020-21)

DATE	OPP	G-GS	MIN	FG-FGA	PCT	3FG-A	PCT	FT-FTA	PCT	OR	DR	TOT	PF-DQ	A	TO	BS	S	PTS
11-25	at San Diego State	–	DNP	–	–	–	–	–	–	–	–	–	–	–	–	–	–	–
11-27	vs. Pepperdine	–	DNP	–	–	–	–	–	–	–	–	–	–	–	–	–	–	–
12-03	Seattle	–	DNP	–	–	–	–	–	–	–	–	–	–	–	–	–	–	–
12-06	California	–	DNP	–	–	–	–	–	–	–	–	–	–	–	–	–	–	–
12-09	San Diego	1-0	1:29	0-0	.000	0-0	.000	0-0	.000	0	0	0	0-0	0	0	0	0	0
12-11	Marquette	–	DNP	–	–	–	–	–	–	–	–	–	–	–	–	–	–	–
12-19	vs. Ohio State	–	DNP	–	–	–	–	–	–	–	–	–	–	–	–	–	–	–
12-31	Utah	–	DNP	–	–	–	–	–	–	–	–	–	–	–	–	–	–	–
01-02	Colorado	–	DNP	–	–	–	–	–	–	–	–	–	–	–	–	–	–	–
01-07	at Arizona State	–	DNP	–	–	–	–	–	–	–	–	–	–	–	–	–	–	–
01-09	at Arizona	–	DNP	–	–	–	–	–	–	–	–	–	–	–	–	–	–	–
01-14	Washington State	1-0	1:55	0-0	.000	0-0	.000	0-2	.000	0	1	1	1-0	0	0	0	0	0
01-16	Washington	–	DNP	–	–	–	–	–	–	–	–	–	–	–	–	–	–	–
01-21	at California	–	DNP	–	–	–	–	–	–	–	–	–	–	–	–	–	–	–
01-23	at Stanford	–	DNP	–	–	–	–	–	–	–	–	–	–	–	–	–	–	–
01-30	Oregon State	–	DNP	–	–	–	–	–	–	–	–	–	–	–	–	–	–	–
02-06	at USC	–	DNP	–	–	–	–	–	–	–	–	–	–	–	–	–	–	–
02-11	at Washington State	–	DNP	–	–	–	–	–	–	–	–	–	–	–	–	–	–	–
02-13	at Washington	–	DNP	–	–	–	–	–	–	–	–	–	–	–	–	–	–	–
02-18	Arizona	–	DNP	–	–	–	–	–	–	–	–	–	–	–	–	–	–	–
02-20	Arizona State	–	DNP	–	–	–	–	–	–	–	–	–	–	–	–	–	–	–
02-25	at Utah	1-0	0:23	0-1	.000	0-0	.000	0-0	.000	0	0	0	0-0	0	0	0	0	0
02-27	at Colorado	–	DNP	–	–	–	–	–	–	–	–	–	–	–	–	–	–	–
03-03	at Oregon	–	DNP	–	–	–	–	–	–	–	–	–	–	–	–	–	–	–
TOTALS		3-0	3:47	0-1	.000	0-0	.000	0-2	.000	0	1	1	1-0	0	0	0	0	0

LOGAN CREMONESI'S CAREER STATISTICS

Season	Yr.	G-GS	MIN	MPG	FG-FGA	PCT	3FG-A	PCT	FT-FTA	PCT	OR	DR	TOT	RPG	PF-DQ	A	TO	BS	S	PTS	PPG
2020-21	FR	3-0	4	1.3	0-1	.000	0-0	.000	0-2	.000	0	1	1	0.3	1-0	0	0	0	0	0	0.0
CAREER		3-0	4	1.3	0-1	.000	0-0	.000	0-2	.000	0	1	1	0.3	1-0	0	0	0	0	0	0.0

MAC ETIENNE (12)

FRESHMAN – F – 6-9, 235 – New York, N.Y. (Suffield Academy [CT])

SEASON/CAREER BEST PERFORMANCES

Category	Season High	Career High
Points	9 vs. Arizona State (Feb. 20, 2021)	9 vs. Arizona State (Feb. 20, 2021)
Rebounds	5 (twice), last at Washington State (Feb. 11, 2021)	5 (twice), last at Washington State (Feb. 11, 2021)
Assists	1 at Utah (Feb. 25, 2021)	1 at Utah (Feb. 25, 2021)
Steals	1 (twice), last at Utah (Feb. 25, 2021)	1 (twice), last at Utah (Feb. 25, 2021)
Blocks	2 at USC (Feb. 6, 2021)	2 at USC (Feb. 6, 2021)
Minutes	28 at USC (Feb. 6, 2021)	28 at USC (Feb. 6, 2021)
FG Made	4 at USC (Feb. 6, 2021)	4 at USC (Feb. 6, 2021)
FG Att.	5 at USC (Feb. 6, 2021)	5 at USC (Feb. 6, 2021)
3PPG Made	3 vs. Arizona State (Feb. 20, 2021)	3 vs. Arizona State (Feb. 20, 2021)
3PPG Att.	–	–
FT Made	3 vs. Arizona State (Feb. 20, 2021)	3 vs. Arizona State (Feb. 20, 2021)
FT Att.	3 (twice), last vs. Arizona State (Feb. 20, 2021)	3 (twice), last vs. Arizona State (Feb. 20, 2021)

KEY NOTES ON MAC ETIENNE

- Has averaged 3.1 points and 3.4 rebounds in 12.5 minutes per game off the bench (has played in eight games for UCLA)
- Mid-year enrollee ... began his time in Westwood at the start of the 2021 Winter Quarter ... spent the previous two seasons of high school at Suffield Academy (Suffield, Conn.)
- Averaged 15.0 points, 13.0 rebounds and 4.0 blocked shots per game during the 2019-20 season at Suffield Academy in Connecticut
- Named the 2019-20 Gatorade Boys' Basketball Player of the Year in Connecticut ... had been rated as the nation's No. 5 center in his high school class by 247Sports.com
- Was ranked the No. 31 player in the Class of 2021 (top 100 rankings) by 247Sports.com ... also listed among the top 60 players by Rivals.com and ESPN.com
- Competed for the Nike PSA Cardinals AAU program while in high school ... Etienne grew up in New York City (Manhattan)

MAC ETIENNE'S GAME-BY-GAME (2020-21)

DATE	OPP	G-GS	MIN	FG-FGA	PCT	3FG-A	PCT	FT-FTA	PCT	OR	DR	TOT	PF-DQ	A	TO	BS	S	PTS
11-25	at San Diego State	–	–	–	–	–	–	–	–	–	–	–	–	–	–	–	–	–
11-27	vs. Pepperdine	–	–	–	–	–	–	–	–	–	–	–	–	–	–	–	–	–
12-03	Seattle	–	–	–	–	–	–	–	–	–	–	–	–	–	–	–	–	–
12-06	California	–	–	–	–	–	–	–	–	–	–	–	–	–	–	–	–	–
12-09	San Diego	–	–	–	–	–	–	–	–	–	–	–	–	–	–	–	–	–
12-11	Marquette	–	–	–	–	–	–	–	–	–	–	–	–	–	–	–	–	–
12-19	vs. Ohio State	–	–	–	–	–	–	–	–	–	–	–	–	–	–	–	–	–
12-31	Utah	–	DNP	–	–	–	–	–	–	–	–	–	–	–	–	–	–	–
01-02	Colorado	–	DNP	–	–	–	–	–	–	–	–	–	–	–	–	–	–	–
01-07	at Arizona State	–	DNP	–	–	–	–	–	–	–	–	–	–	–	–	–	–	–
01-09	at Arizona	–	DNP	–	–	–	–	–	–	–	–	–	–	–	–	–	–	–
01-14	Washington State	–	DNP	–	–	–	–	–	–	–	–	–	–	–	–	–	–	–
01-16	Washington	–	DNP	–	–	–	–	–	–	–	–	–	–	–	–	–	–	–
01-21	at California	–	DNP	–	–	–	–	–	–	–	–	–	–	–	–	–	–	–
01-23	at Stanford	–	DNP	–	–	–	–	–	–	–	–	–	–	–	–	–	–	–
01-30	Oregon State	–	DNP	–	–	–	–	–	–	–	–	–	–	–	–	–	–	–
02-06	at USC	1-0	27:52	4-5	.800	0-0	.000	0-2	.000	1	4	5	1-0	0	4	2	1	8
02-11	at Washington State	1-0	14:19	0-1	.000	0-0	.000	0-2	.000	2	3	5	1-0	0	0	0	0	0
02-13	at Washington	1-0	11:30	1-1	1.000	0-0	.000	0-3	.000	0	2	2	0-0	0	0	0	0	2
02-18	Arizona	1-0	9:23	1-1	1.000	0-0	.000	0-0	.000	2	0	2	0-0	0	1	0	0	2
02-20	Arizona State	1-0	13:33	3-3	1.000	0-0	.000	3-3	1.000	2	4	6	0-0	0	1	0	0	9
02-25	at Utah	1-0	10:09	0-3	.000	0-0	.000	0-0	.000	2	2	4	0-0	1	0	0	1	0
02-27	at Colorado	1-0	5:20	0-0	.000	0-0	.000	0-0	.000	0	2	2	2-0	0	0	0	0	0
03-03	at Oregon	1-0	7:37	2-2	1.000	0-0	.000	0-0	.000	0	1	1	1-0	0	1	0	0	4
TOTALS		8-0	99:43	11-16	.688	0-0	.000	3-10	.300	9	18	27	5-0	1	7	2	2	25

MAC ETIENNE'S CAREER STATISTICS

Season	Yr.	G-GS	MIN	MPG	FG-FGA	PCT	3FG-A	PCT	FT-FTA	PCT	OR	DR	TOT	RPG	PF-DQ	A	TO	BS	S	PTS	PPG
2020-21	FR	8-0	100	12.5	11-16	.688	0-0	.000	3-10	.300	9	18	27	3.4	5-0	1	7	2	2	25	3.1
CAREER		8-0	100	12.5	11-16	.688	0-0	.000	3-10	.300	9	18	27	3.4	5-0	1	7	2	2	25	3.1

JALEN HILL (24)

REDSHIRT JUNIOR – F/C – 6-10, 245 – Corona, Calif. (Centennial HS)

SEASON/CAREER BEST PERFORMANCES

Category	Season High	Career High
Points	11 vs. Seattle (Dec. 3, 2020)	24 vs. Hofstra (Nov. 21, 2019)
Rebounds	10 (twice), last vs. San Diego (Dec. 9, 2020)	20 vs. Presbyterian (Nov. 19, 2018)
Assists	3 (twice), last vs. Washington (Jan. 16, 2021)	4 (twice), last vs. San Jose State (Dec. 1, 2019)
Steals	1 (twice), last vs. Utah (Dec. 31, 2020)	4 (twice), last at Utah (Feb. 20, 2020)
Blocks	3 (3 times), last vs. Washington State (Jan. 14, 2021)	3 (8 times), last vs. Washington State (Jan. 14, 2021)
Minutes	25 vs. Seattle (Dec. 3, 2020)	35 (twice), last at Oregon (Jan. 26, 2020)
FG Made	4 (4 times), last at Arizona State (Jan. 7, 2021)	10 vs. Hofstra (Nov. 21, 2019)
FG Att.	8 vs. San Diego (Dec. 9, 2020)	14 vs. Hofstra (Nov. 21, 2019)
3PPG Made	–	–
3PPG Att.	–	–
FT Made	6 vs. Utah (Dec. 31, 2020)	9 vs. Southern Utah (Nov. 18, 2019)
FT Att.	8 vs. Utah (Dec. 31, 2020)	12 (twice), last vs. San Jose State (Dec. 1, 2019)

KEY NOTES ON JALEN HILL

- Has averaged 6.5 points and 5.9 rebounds in 14 contests ... has totaled 15 blocked shots (averaging 1.1 blocks per game)
- Has shot 55.6 percent from the field this season and 54.6 percent in 77 career games
- Did not play against San Diego State and Pepperdine (right knee, tendonitis) ... did not play the past eight games (personal)
- As a sophomore in 2019-20, averaged 9.0 points, 6.9 rebounds and 1.1 blocks per game (30 games, 25 starts)
- Has totaled eight career double-doubles (one this season) ... has scored in double figures in 17 career games (three times this season)
- Named an honorable mention Pac-12 All-Defensive Team selection at the end of the 2019-20 season
- In Nov. 2018, became UCLA's first player with at least 20 rebounds in a game (Nov. 19, 2018) since Kevin Love had 21 rebounds in Jan. 2008

JALEN HILL'S GAME-BY-GAME (2020-21)

DATE	OPP	G-GS	MIN	FG-FGA	PCT	3FG-A	PCT	FT-FTA	PCT	OR	DR	TOT	PF-DQ	A	TO	BS	S	PTS
11-25	at San Diego State	–	DNP	–	–	–	–	–	–	–	–	–	–	–	–	–	–	–
11-27	vs. Pepperdine	–	DNP	–	–	–	–	–	–	–	–	–	–	–	–	–	–	–
12-03	Seattle	1-0	24:55	4-6	.667	0-0	.000	3-7	.429	2	8	10	2-0	3	1	3	0	11
12-06	California	1-0	20:48	4-6	.667	0-0	.000	2-3	.667	2	5	7	2-0	2	0	0	1	10
12-09	San Diego	1-0	17:56	2-8	.250	0-0	.000	3-4	.750	3	7	10	1-0	0	2	1	0	7
12-11	Marquette	1-0	22:45	2-4	.500	0-0	.000	3-4	.750	1	3	4	2-0	1	0	3	0	7
12-19	vs. Ohio State	1-0	18:36	4-6	.667	0-0	.000	2-5	.400	3	1	4	2-0	0	0	1	0	10
12-31	Utah	1-0	19:26	0-0	.000	0-0	.000	6-8	.750	1	4	5	1-0	0	0	1	1	6
01-02	Colorado	1-0	21:03	3-3	1.000	0-0	.000	2-3	.667	2	4	6	0-0	1	2	0	0	8
01-07	at Arizona State	1-0	12:48	4-4	1.000	0-0	.000	0-0	.000	2	1	3	2-0	1	3	0	0	8
01-09	at Arizona	1-0	13:21	1-2	.500	0-0	.000	4-4	1.000	3	2	5	4-0	0	1	0	0	6
01-14	Washington State	1-0	20:02	1-4	.250	0-0	.000	2-2	1.000	3	4	7	2-0	2	5	3	0	4
01-16	Washington	1-0	17:44	1-3	.333	0-0	.000	3-5	.600	2	6	8	0-0	3	1	1	0	5
01-21	at California	1-0	19:32	3-6	.500	0-0	.000	0-0	.000	1	7	8	1-0	1	1	1	0	6
01-23	at Stanford	1-0	19:06	1-1	1.000	0-0	.000	1-1	1.000	0	2	2	1-0	2	0	1	0	3
01-30	Oregon State	1-0	10:35	0-1	.000	0-0	.000	0-0	.000	1	2	3	4-0	0	0	0	0	0
02-06	at USC	–	DNP	–	–	–	–	–	–	–	–	–	–	–	–	–	–	–
02-11	at Washington State	–	DNP	–	–	–	–	–	–	–	–	–	–	–	–	–	–	–
02-13	at Washington	–	DNP	–	–	–	–	–	–	–	–	–	–	–	–	–	–	–
02-18	Arizona	–	DNP	–	–	–	–	–	–	–	–	–	–	–	–	–	–	–
02-20	Arizona State	–	DNP	–	–	–	–	–	–	–	–	–	–	–	–	–	–	–
02-25	at Utah	–	DNP	–	–	–	–	–	–	–	–	–	–	–	–	–	–	–
02-27	at Colorado	–	DNP	–	–	–	–	–	–	–	–	–	–	–	–	–	–	–
03-03	at Oregon	–	DNP	–	–	–	–	–	–	–	–	–	–	–	–	–	–	–
TOTALS		14-0	260	30-54	.556	0-0	.000	31-46	.674	26	56	82	23-0	16	16	15	2	91

JALEN HILL'S CAREER STATISTICS

Season	Yr.	G-GS	MIN	MPG	FG-FGA	PCT	3FG-A	PCT	FT-FTA	PCT	OR	DR	TOT	RPG	PF-DQ	A	TO	BS	S	PTS	PPG
2018-19	FR	33-15	662	20.1	49-87	.563	0-0	.000	44-65	.677	62	137	199	6.0	69-1	40	36	14	13	142	4.3
2019-20	SO	30-25	722	24.1	88-165	.533	0-0	.000	95-129	.736	75	133	208	6.9	68-1	37	56	32	18	271	9.0
2020-21	JR	14-0	259	18.5	30-54	.556	0-0	.000	31-46	.674	26	56	82	5.9	23-0	16	16	15	2	91	6.5
CAREER		77-40	1642	21.3	167-306	.546	0-0	.000	170-240	.708	163	326	489	6.4	160-2	93	108	61	33	504	6.6

JAIME JAQUEZ JR. (4)

SOPHOMORE – G/F – 6-6, 220 – Camarillo, Calif. (Camarillo HS)

SEASON/CAREER BEST PERFORMANCES

Category	Season High	Career High
Points	25 vs. Arizona (Feb. 18, 2021)	25 vs. Arizona (Feb. 18, 2021)
Rebounds	11 vs. Pepperdine (Nov. 27, 2020)	12 vs. Chaminade (Nov. 26, 2019)
Assists	5 vs. Pepperdine (Nov. 27, 2020)	5 at Oregon (Jan. 26, 2020)
Steals	3 (twice), last vs. Arizona (Feb. 18, 2021)	4 (3 times), last vs. Arizona State (Feb. 27, 2020)
Blocks	4 vs. San Diego (Dec. 9, 2020)	4 vs. San Diego (Dec. 9, 2020)
Minutes	55 vs. Pepperdine (Nov. 27, 2020)	55 vs. Pepperdine (Nov. 27, 2020)
FG Made	10 vs. Arizona (Feb. 18, 2021)	10 vs. Arizona (Feb. 18, 2021)
FG Att.	14 vs. Washington (Jan. 16, 2021)	14 (3 times), last vs. Washington (Jan. 16, 2021)
3PFG Made	3 (twice), last vs. San Diego (Dec. 9, 2020)	3 (3 times), last vs. San Diego (Dec. 9, 2020)
3PFG Att.	7 (twice), last at Stanford (Jan. 23, 2021)	7 (twice), last at Stanford (Jan. 23, 2021)
FT Made	7 (twice), last vs. Oregon State (Jan. 30, 2021)	8 vs. Utah (Feb. 2, 2020)
FT Att.	11 vs. Pepperdine (Nov. 27, 2020)	11 vs. Pepperdine (Nov. 27, 2020)

KEY NOTES ON JAIME JAQUEZ JR. (pronounced HY-may HAH-kez)

- Has averaged 11.8 points and 6.0 rebounds in all 24 games (24 starts) ... ranked No. 6 in the Pac-12 in minutes per game (33.6) through Wednesday, March 3
- Has scored in double figures in 14 of 24 games ... has at least one steal in 21 of 24 games ... has gotten to the free throw line in 23 of 24 contests
- Has totaled at least 10 rebounds in three games this season ... most recently, registered 10 rebounds in a home win over Arizona State (Feb. 20, 2021)
- Scored a career-best 25 points in a victory at home against Arizona (Feb. 18), connecting on 10 of 12 shots ... also had five rebounds and three steals against Arizona
- Never exited the triple overtime win against Pepperdine ... his 55:00 minutes were the most in a game by a UCLA player since Feb. 28, 1985 (Reggie Miller, Nigel Miguel, 59 minutes each)
- Has totaled three career double-doubles (one this season, two last season) ... has scored in double figures in 28 career games (14 times this season, 14 times last season)
- Has totaled three career double-doubles (two last season) ... he scored in double figures in 14 games as a freshman (2019-20)
- Last season, he made the game-winning 3-point shot with 0.6 seconds to play, snapping a 72-72 tie, in a 75-72 win over Arizona State (Feb. 27, 2020)
- Secured first-team All-CIF Southern Section honors all four seasons at Camarillo High School ... was nationally ranked as the No. 81 player in his high school class by Rivals.com

JAIME JAQUEZ JR.'S GAME-BY-GAME (2020-21)

DATE	OPP	G-GS	MIN	FG-FGA	PCT	3FG-A	PCT	FT-FTA	PCT	OR	DR	TOT	PF-DQ	A	TO	BS	S	PTS
11-25	at San Diego State	1-1	36:16	6-10	.600	3-5	.600	2-3	.667	2	4	6	3-0	0	4	0	0	17
11-27	vs. Pepperdine	1-1	55:00	5-13	.385	1-7	.143	5-11	.455	3	8	11	4-0	5	1	1	1	16
12-03	Seattle	1-1	27:59	3-3	1.000	1-1	1.000	2-3	.667	0	3	3	1-0	2	0	0	1	9
12-06	California	1-1	31:58	5-9	.556	2-4	.500	0-3	.000	0	6	6	0-0	2	3	0	1	12
12-09	San Diego	1-1	29:02	6-9	.667	3-4	.750	2-2	1.000	1	3	4	3-0	1	2	4	1	17
12-11	Marquette	1-1	28:13	7-12	.583	1-3	.333	3-3	1.000	2	4	6	4-0	1	0	0	1	18
12-19	vs. Ohio State	1-1	32:07	2-9	.222	1-2	.500	2-2	1.000	3	3	6	3-0	2	1	0	1	7
12-31	Utah	1-1	33:51	3-9	.333	2-3	.667	2-4	.500	3	2	5	2-0	1	0	0	1	10
01-02	Colorado	1-1	37:58	6-12	.500	1-3	.333	1-1	1.000	1	4	5	2-0	0	1	1	1	14
01-07	at Arizona State	1-1	43:18	3-8	.375	2-5	.400	0-1	.000	1	4	5	2-0	0	2	1	0	8
01-09	at Arizona	1-1	29:45	4-9	.444	1-2	.500	4-5	.800	2	7	9	1-0	1	2	0	1	13
01-14	Washington State	1-1	23:36	4-7	.571	1-3	.333	7-7	1.000	0	4	4	0-0	2	1	0	2	16
01-16	Washington	1-1	36:32	7-14	.500	0-0	.000	1-2	.500	1	4	5	2-0	2	0	0	2	15
01-21	at California	1-1	38:13	3-8	.375	0-1	.000	1-2	.500	4	3	7	2-0	0	0	0	3	7
01-23	at Stanford	1-1	38:09	5-13	.385	2-7	.286	2-2	1.000	2	2	4	2-0	1	4	2	1	14
01-30	Oregon State	1-1	32:15	1-5	.200	0-2	.000	7-9	.778	5	3	8	1-0	0	1	1	2	9
02-06	at USC	1-1	28:54	3-8	.375	0-2	.000	1-1	1.000	4	2	6	1-0	1	1	0	1	7
02-11	at Washington State	1-1	22:08	3-6	.500	0-1	.000	1-1	1.000	2	3	5	5-1	0	0	1	2	7
02-13	at Washington	1-1	32:22	1-1	1.000	1-1	1.000	0-3	.000	1	9	10	2-0	4	2	1	1	3
02-18	Arizona	1-1	36:58	10-12	.833	1-3	.333	4-7	.571	1	4	5	3-0	1	3	0	3	25
02-20	Arizona State	1-1	39:14	3-7	.429	0-1	.000	3-4	.750	3	7	10	4-0	4	0	1	1	9
02-25	at Utah	1-1	29:51	5-10	.500	1-2	.500	0-0	.000	0	3	3	2-0	2	1	2	0	11
02-27	at Colorado	1-1	34:26	1-6	.167	0-2	.000	1-3	.333	2	6	8	2-0	2	0	0	1	3
03-03	at Oregon	1-1	28:14	6-8	.750	2-4	.500	1-1	1.000	2	2	4	2-0	1	3	1	1	15
TOTALS		24-24	806:18	102-208	.490	26-68	.382	52-80	.650	45	100	145	53-1	35	32	16	29	282

JAIME JAQUEZ JR.'S CAREER STATISTICS

Season	Yr.	G-GS	MIN	MPG	FG-FGA	PCT	3FG-A	PCT	FT-FTA	PCT	OR	DR	TOT	RPG	PF-DQ	A	TO	BS	S	PTS	PPG
2019-20	FR	31-23	828	26.7	98-216	.454	25-80	.313	54-71	.761	49	100	149	4.8	76-1	42	46	12	43	275	8.9
2020-21	SO	24-24	806	33.6	102-208	.490	26-68	.382	52-80	.650	45	100	145	6.0	53-1	35	32	16	29	282	11.8
CAREER		55-47	1637	29.8	200-424	.472	51-148	.345	106-151	.702	94	200	294	5.3	129-2	77	78	28	72	557	10.1

JOHNNY JUZANG (3)

SOPHOMORE – G – 6-6, 210 – Tarzana, Calif. (University of Kentucky)

SEASON/CAREER BEST PERFORMANCES

Category	Season High	Career High (includes last season, at Kentucky)
Points	32 at Washington (Feb. 13, 2021)	32 at Washington (Feb. 13, 2021)
Rebounds	13 at USC (Feb. 6, 2021)	13 at USC (Feb. 6, 2021)
Assists	4 (twice), last vs. Arizona State (Feb. 20, 2021)	4 (twice), last vs. Arizona State (Feb. 20, 2021)
Steals	3 at Stanford (Jan. 23, 2021)	3 at Stanford (Jan. 23, 2021)
Blocks	2 at California (Jan. 21, 2021)	2 at California (Jan. 21, 2021)
Minutes	43 at Stanford (Jan. 23, 2021)	43 at Stanford (Jan. 23, 2021)
FG Made	12 at Washington (Feb. 13, 2021)	12 at Washington (Feb. 13, 2021)
FG Att.	23 at Washington (Feb. 13, 2021)	23 at Washington (Feb. 13, 2021)
3PTG Made	5 (twice), last at Washington (Feb. 13, 2021)	5 (twice), last at Washington (Feb. 13, 2021)
3PTG Att.	12 at Washington (Feb. 13, 2021)	12 at Washington (Feb. 13, 2021)
FT Made	8 (twice), last at Colorado (Feb. 27, 2021)	8 (twice), last at Colorado (Feb. 27, 2021)
FT Att.	8 (twice), last at Colorado (Feb. 27, 2021)	8 (twice), last at Colorado (Feb. 27, 2021)

KEY NOTES ON JOHNNY JUZANG (pronounced JOO-zang)

- Has averaged a team-best 14.2 points per game ... has also averaged 4.3 rebounds and 1.8 assists per game ... has scored in double figures in 13 of 20 games
- Has led the Pac-12 in free throw percentage (93.3%, 42-for-45, through Wednesday, March 3) ... has twice gone 8-for-8 at the free throw line
- Recorded his first career double-double in a loss at USC (Feb. 6, 2021) ... had 13 points and a career-best 13 rebounds at the Galen Center
- Has scored at least 20 points in four games this season ... totaled a career-best 32 points in a win at Washington (Feb. 13, 2021)
- Was named the Pac-12's Player of the Week (for the week of Feb. 8-14) ... had averaged 28.5 points and 7.0 rebounds in road games at Washington State and Washington
- Did not play in UCLA's first four games (was sidelined with a stress reaction in his right foot) ... made his UCLA debut in a victory at home against San Diego (Dec. 9, 2020)
- Was a freshman at the University of Kentucky last season ... averaged 2.9 points and 1.9 rebounds in 28 contests for the Wildcats
- Was a three-year varsity basketball letterwinner at Harvard-Westlake School (Studio City, Calif.) ... was ranked among the top 35 players in his high school class by multiple outlets
- Reclassified at the conclusion of his junior year at Harvard-Westlake (2018-19) ... had been ranked the No. 29 player in the Class of 2019 by ESPN.com

JOHNNY JUZANG'S GAME-BY-GAME (2020-21)

DATE	OPP	G-GS	MIN	FG-FGA	PCT	3FG-A	PCT	FT-FTA	PCT	OR	DR	TOT	PF-DQ	A	TO	BS	S	PTS
11-25	at San Diego State	–	DNP	–	–	–	–	–	–	–	–	–	–	–	–	–	–	–
11-27	vs. Pepperdine	–	DNP	–	–	–	–	–	–	–	–	–	–	–	–	–	–	–
12-03	Seattle	–	DNP	–	–	–	–	–	–	–	–	–	–	–	–	–	–	–
12-06	California	–	DNP	–	–	–	–	–	–	–	–	–	–	–	–	–	–	–
12-09	San Diego	1-0	19:08	4-6	.667	1-2	.500	1-2	.500	1	2	3	0-0	0	0	0	1	10
12-11	Marquette	1-1	26:24	3-12	.250	1-8	.125	2-2	1.000	0	2	2	3-0	1	1	0	0	9
12-19	vs. Ohio State	1-1	30:59	5-13	.385	1-6	.167	2-2	1.000	2	1	3	1-0	2	1	0	1	13
12-31	Utah	1-1	23:41	5-8	.625	2-4	.500	1-1	1.000	0	1	1	1-0	1	1	1	0	13
01-02	Colorado	1-1	36:09	3-10	.300	0-3	.000	4-4	1.000	0	0	0	3-0	2	2	0	0	10
01-07	at Arizona State	1-1	22:26	2-8	.250	1-3	.333	4-4	1.000	3	2	5	4-0	3	1	0	0	9
01-09	at Arizona	1-1	32:54	5-10	.500	3-4	.750	3-4	.750	0	2	2	1-0	1	1	0	0	16
01-14	Washington State	1-1	28:41	7-14	.500	3-6	.500	0-0	.000	3	2	5	3-0	1	1	1	2	17
01-16	Washington	1-1	23:31	1-5	.200	1-4	.250	0-0	.000	0	2	2	0-0	3	1	1	1	3
01-21	at California	1-1	30:16	3-12	.250	1-5	.200	2-2	1.000	1	3	4	0-0	0	1	2	0	9
01-23	vs. Stanford	1-1	42:00	11-19	.570	5-8	.625	0-0	.000	0	4	4	4-0	1	2	0	3	27
01-30	Oregon State	1-1	33:24	3-11	.273	1-5	.200	0-0	.000	0	4	4	0-0	2	2	0	1	7
02-06	at USC	1-1	35:30	6-21	.286	0-5	.000	1-1	1.000	3	10	13	0-0	4	3	0	1	13
02-11	at Washington State	1-1	37:29	7-18	.389	3-9	.333	8-8	1.000	1	6	7	1-0	2	1	0	0	25
02-13	at Washington	1-1	39:13	12-23	.522	5-12	.417	3-4	.750	1	6	7	1-0	3	2	1	0	32
02-18	Arizona	1-1	31:42	4-11	.364	1-5	.200	0-0	.000	1	5	6	4-0	2	2	0	2	9
02-20	Arizona State	1-1	29:34	3-9	.333	3-5	.600	3-3	1.000	0	3	3	1-0	4	2	0	0	12
02-25	at Utah	1-1	32:32	7-13	.538	4-6	.667	0-0	.000	0	8	8	1-0	2	1	1	2	18
02-27	at Colorado	1-1	37:13	7-12	.583	3-4	.750	8-8	1.000	0	5	5	1-0	1	4	0	0	25
03-03	at Oregon	1-1	30:35	3-12	.250	0-6	.000	0-0	.000	1	0	1	4-0	1	4	0	1	6
TOTALS		20-19	623:20	101-247	.409	39-110	.355	42-45	.933	17	68	85	33-0	36	33	7	15	283

JOHNNY JUZANG'S CAREER STATISTICS (2019-20 season was at Kentucky)

Season	Yr.	G-GS	MIN	MPG	FG-FGA	PCT	3FG-A	PCT	FT-FTA	PCT	OR	DR	TOT	RPG	PF-DQ	A	TO	BS	S	PTS	PPG
2019-20	FR	28-2	348	12.4	29-77	.377	14-43	.326	10-12	.833	13	41	54	1.9	28-0	9	15	2	5	82	2.9
2020-21	SO	20-19	623	31.2	101-247	.409	39-110	.355	42-45	.933	17	68	85	4.3	33-0	36	33	7	15	283	14.2
CAREER		48-21	968	20.2	130-324	.401	53-153	.346	52-57	.912	30	109	139	2.9	61-0	45	48	9	20	365	7.6

JAKE KYMAN (13)

SOPHOMORE – G/F – 6-6, 220 – Aliso Viejo, Calif. (Santa Margarita Catholic HS)

SEASON/CAREER BEST PERFORMANCES

Category	Season High	Career High
Points	10 vs. Washington State (Jan. 14, 2021)	21 (twice), last vs. Arizona State (Feb. 27, 2020)
Rebounds	3 (3 times), last vs. Arizona (Feb. 18, 2021)	6 vs. Arizona State (Feb. 27, 2020)
Assists	3 vs. Washington State (Jan. 14, 2021)	3 vs. Washington State (Jan. 14, 2021)
Steals	3 vs. Arizona (Feb. 18, 2021)	3 (twice), last vs. Arizona (Feb. 18, 2021)
Blocks	–	1 (4 times), last vs. Arizona State (Feb. 27, 2020)
Minutes	24 at Stanford (Jan. 23, 2021)	29 at Stanford (Jan. 15, 2020)
FG Made	3 (4 times), last at USC (Feb. 6, 2021)	8 vs. Arizona State (Feb. 27, 2020)
FG Att.	7 (3 times), last vs. Arizona (Feb. 18, 2021)	13 vs. Arizona State (Feb. 27, 2020)
3PFG Made	2 (twice), last at Stanford (Jan. 23, 2021)	7 at Washington (Jan. 2, 2020)
3PFG Att.	4 (twice), last at Stanford (Jan. 23, 2021)	12 at Washington (Jan. 2, 2020)
FT Made	2 vs. Washington State (Jan. 14, 2021)	2 (3 times), last vs. Washington State (Jan. 14, 2021)
FT Att.	2 vs. Washington State (Jan. 14, 2021)	4 vs. Denver (Dec. 8, 2019)

KEY NOTES ON JAKE KYMAN

- Has averaged 3.4 points and 1.0 rebounds in 23 games ... scored a season-high 10 points in a victory against Washington State (Jan. 14, 2021)
- Sank a pair of 3-pointers in games against Washington State (Jan. 14) and Stanford (Jan. 23, in Santa Cruz)
- Scored at least 20 points in three games as a freshman ... had a season-high 21 points at Washington (Jan. 2, 2020) and versus Arizona State (Feb. 27, 2020)
- Last season, set the school's freshman record for most 3-pointers in a game (at Washington on Jan. 2, 2020), making 7 of 12 attempts from 3-point distance in a 66-64 win
- Concluded the 2019-20 season with the seventh-best 3-point percentage (40.3%) among Pac-12 players ... made 31 of 77 attempts from 3-point distance last season
- Earned first-team All-CIF Southern Section acclaim (2018, 2019) during his final two seasons at Santa Margarita Catholic HS (Rancho Santa Margarita, Calif.)

JAKE KYMAN'S GAME-BY-GAME (2020-21)

DATE	OPP	G-GS	MIN	FG-FGA	PCT	3FG-A	PCT	FT-FTA	PCT	OR	DR	TOT	PF-DQ	A	TO	BS	S	PTS
11-25	at San Diego State	1-0	11:15	0-2	.000	0-1	.000	0-0	.000	0	1	1	0-0	1	0	0	1	0
11-27	vs. Pepperdine	1-0	11:29	0-2	.000	0-1	.000	0-0	.000	0	1	1	0-0	0	0	0	0	0
12-03	Seattle	1-0	14:56	3-7	.429	1-4	.250	0-0	.000	0	1	1	1-0	0	0	0	0	7
12-06	California	1-0	16:24	2-3	.667	0-1	.000	0-0	.000	0	2	2	1-0	1	0	0	0	4
12-09	San Diego	1-0	16:49	2-4	.500	0-1	.000	0-0	.000	1	1	2	0-0	1	1	0	1	4
12-11	Marquette	1-0	5:16	1-4	.250	1-3	.333	0-0	.000	0	0	0	0-0	0	0	0	0	3
12-19	vs. Ohio State	1-0	8:16	1-1	1.000	1-1	1.000	0-0	.000	0	0	0	2-0	0	0	0	0	3
12-31	Utah	1-0	9:36	1-5	.200	1-4	.250	0-0	.000	0	0	0	1-0	0	0	0	0	3
01-02	Colorado	1-0	6:20	0-2	.000	0-1	.000	0-0	.000	0	0	0	0-0	0	2	0	0	0
01-07	at Arizona State	1-0	7:26	1-3	.333	1-2	.500	0-0	.000	0	0	0	1-0	0	0	0	0	3
01-09	at Arizona	1-0	15:02	1-4	.250	0-2	.000	0-0	.000	1	0	1	0-0	0	0	0	1	2
01-14	Washington State	1-0	21:08	3-7	.429	2-3	.667	2-2	1.000	1	1	2	0-0	3	0	0	0	10
01-16	Washington	1-0	14:50	1-3	.333	0-2	.000	0-0	.000	1	2	3	1-0	1	1	0	0	2
01-21	at California	1-0	11:49	2-2	1.000	1-1	1.000	0-0	.000	0	2	2	2-0	0	2	0	0	5
01-23	at Stanford	1-0	23:23	3-5	.600	2-4	.500	0-0	.000	0	3	3	3-0	2	1	0	2	8
01-30	Oregon State	1-0	12:44	2-4	.500	1-2	.500	0-0	.000	0	0	0	0-0	1	0	0	0	5
02-06	at USC	1-0	18:01	3-5	.600	1-3	.333	0-0	.000	0	0	0	1-0	0	0	0	0	7
02-11	at Washington State	1-0	15:30	2-4	.500	1-2	.500	0-0	.000	0	0	0	1-0	1	1	0	0	5
02-13	at Washington	1-0	7:08	0-2	.000	0-2	.000	0-0	.000	0	1	1	1-0	1	1	0	0	0
02-18	Arizona	1-0	16:45	2-7	.286	0-2	.000	0-0	.000	0	3	3	1-0	0	0	0	3	4
02-20	Arizona State	1-0	1:42	0-0	.000	0-0	.000	0-0	.000	0	0	0	1-0	0	0	0	0	0
02-25	at Utah	1-0	3:30	1-2	.500	1-2	.500	0-0	.000	0	1	1	0-0	0	0	0	0	3
02-27	at Colorado	1-0	4:09	0-2	.000	0-0	.000	0-0	.000	0	0	0	0-0	0	0	0	0	0
03-03	at Oregon	–	DNP	–	–	–	–	–	–	–	–	–	–	–	–	–	–	–
TOTALS		23-0	273:28	31-80	.388	14-44	.318	2-2	1.000	4	19	23	17-0	12	9	0	8	78

JAKE KYMAN'S CAREER STATISTICS

Season	Yr.	G-GS	MIN	MPG	FG-FGA	PCT	3FG-A	PCT	FT-FTA	PCT	OR	DR	TOT	RPG	PF-DQ	A	TO	BS	S	PTS	PPG
2019-20	FR	26-0	313	12.1	51-113	.451	31-77	.403	5-9	.556	5	28	33	1.3	21-0	7	10	4	8	138	5.3
2020-21	SO	23-0	273	11.9	31-80	.388	14-44	.318	2-2	1.000	4	19	23	1.0	17-0	12	9	0	8	78	3.4
CAREER		49-0	586	12.0	82-193	.425	45-121	.372	7-11	.636	9	47	56	1.1	38-0	19	19	4	16	216	4.4

KENNETH NWUBA (14)

REDSHIRT SOPHOMORE – F – 6-9, 255 – Lagos, Nigeria (Huntington Prep [West Virginia])

SEASON/CAREER BEST PERFORMANCES

Category	Season High	Career High
Points	2 vs. Arizona State (Feb. 20, 2021)	4 vs. Michigan State (Nov. 22, 2018)
Rebounds	2 vs. Arizona State (Feb. 20, 2021)	3 vs. Michigan State (Nov. 22, 2018)
Assists	–	2 vs. Purdue Fort Wayne (Nov. 6, 2018)
Steals	–	1 at Colorado (March 7, 2019)
Blocks	1 (3 times), last at USC (Feb. 6, 2021)	1 (4 times), last at USC (Feb. 6, 2021)
Minutes	12 at USC (Feb. 6, 2021)	12 at USC (Feb. 6, 2021)
FG Made	1 vs. Arizona State (Feb. 20, 2021)	1 (3 times), last vs. Arizona State (Feb. 20, 2021)
FG Att.	2 vs. Arizona State (Feb. 20, 2021)	2 (twice), last vs. Arizona State (Feb. 20, 2021)
3PFG Made	–	–
3PFG Att.	–	–
FT Made	–	2 (3 times), last at Colorado (March 7, 2019)
FT Att.	–	7 vs. Saint Francis U (Nov. 16, 2018)

KEY NOTES ON KENNETH NWUBA

- Has played in 10 games this season ... has totaled eight rebounds in nearly 55 minutes, averaging 5.5 minutes per game
- Redshirted in 2019-20 ... competed in 17 games as a true freshman in 2018-19, averaging 2.9 minutes per game
- Stands as one of UCLA's most physically imposing players, along with 6-foot-10 Jalen Hill and 6-foot-9 Cody Riley
- Was a three-year varsity basketball letterwinner in high school, spending his senior season at Huntington Prep (Huntington, West Virginia)
- Moved to the United States from Lagos, Nigeria at age 15, prior to his freshman year of high school
- As a youngster, looked up to former NBA all-time great Hakeem Olajuwon and former UCLA standout Russell Westbrook

KENNETH NWUBA'S GAME-BY-GAME (2020-21)

DATE	OPP	G-GS	MIN	FG-FGA	PCT	3FG-A	PCT	FT-FTA	PCT	OR	DR	TOT	PF-DQ	A	TO	BS	S	PTS
11-25	at San Diego State	1-0	5:48	0-0	.000	0-0	.000	0-0	.000	0	1	1	1-0	0	1	1	0	0
11-27	vs. Pepperdine	–	DNP	–	–	–	–	–	–	–	–	–	–	–	–	–	–	–
12-03	Seattle	1-0	2:13	0-1	.000	0-0	.000	0-0	.000	1	0	1	1-0	0	0	0	0	0
12-06	California	–	DNP	–	–	–	–	–	–	–	–	–	–	–	–	–	–	–
12-09	San Diego	1-0	1:29	0-0	.000	0-0	.000	0-0	.000	0	1	1	0-0	0	0	0	0	0
12-11	Marquette	–	DNP	–	–	–	–	–	–	–	–	–	–	–	–	–	–	–
12-19	vs. Ohio State	–	DNP	–	–	–	–	–	–	–	–	–	–	–	–	–	–	–
12-31	Utah	–	DNP	–	–	–	–	–	–	–	–	–	–	–	–	–	–	–
01-02	Colorado	–	DNP	–	–	–	–	–	–	–	–	–	–	–	–	–	–	–
01-07	at Arizona State	–	DNP	–	–	–	–	–	–	–	–	–	–	–	–	–	–	–
01-09	at Arizona	1-0	9:23	0-1	.000	0-0	.000	0-0	.000	0	1	1	4-0	0	0	0	0	0
01-14	Washington State	1-0	3:37	0-1	.000	0-0	.000	0-0	.000	0	0	0	1-0	0	0	1	0	0
01-16	Washington	–	DNP	–	–	–	–	–	–	–	–	–	–	–	–	–	–	–
01-21	at California	–	DNP	–	–	–	–	–	–	–	–	–	–	–	–	–	–	–
01-23	at Stanford	–	DNP	–	–	–	–	–	–	–	–	–	–	–	–	–	–	–
01-30	Oregon State	–	DNP	–	–	–	–	–	–	–	–	–	–	–	–	–	–	–
02-06	at USC	1-1	12:08	0-1	.000	0-0	.000	0-0	.000	1	0	1	0-0	0	0	1	0	0
02-11	at Washington State	1-0	2:32	0-0	.000	0-0	.000	0-0	.000	0	0	0	1-0	0	0	0	0	0
02-13	at Washington	–	DNP	–	–	–	–	–	–	–	–	–	–	–	–	–	–	–
02-18	Arizona	1-0	8:45	0-0	.000	0-0	.000	0-0	.000	0	1	1	1-0	0	0	0	0	0
02-20	Arizona State	1-0	6:42	1-2	.500	0-0	.000	0-0	.000	1	1	2	3-0	0	0	0	0	2
02-25	at Utah	–	DNP	–	–	–	–	–	–	–	–	–	–	–	–	–	–	–
02-27	at Colorado	1-0	1:55	0-0	.000	0-0	.000	0-0	.000	0	0	0	0-0	0	0	0	0	0
03-03	at Oregon	–	DNP	–	–	–	–	–	–	–	–	–	–	–	–	–	–	–
TOTALS		10-1	54:32	1-6	.167	0-0	.000	0-0	.000	3	5	8	12-0	0	1	3	0	2

KENNETH NWUBA'S CAREER STATISTICS

Season	Yr.	G-GS	MIN	MPG	FG-FGA	PCT	3FG-A	PCT	FT-FTA	PCT	OR	DR	TOT	RPG	PF-DQ	A	TO	BS	S	PTS	PPG
2018-19	FR	17-0	51	3.0	2-7	.286	0-0	.000	3-7	.429	5	6	11	0.6	15-0	2	5	1	1	7	0.4
2019-20	–	0-0	–	–	–	.000	–	.000	–	.000	–	–	–	–	–	–	–	–	–	–	–
2020-21	SO	10-1	55	5.5	1-6	.167	0-0	.000	0-0	.000	3	5	8	0.8	12-0	0	1	3	0	2	0.2
CAREER		27-1	106	3.9	3-13	.231	0-0	.000	3-7	.429	8	11	19	0.7	27-0	2	6	4	1	9	0.3

CODY RILEY (2)

REDSHIRT JUNIOR – F – 6-9, 255 – Kansas City, Kan. (Sierra Canyon HS [California])

SEASON/CAREER BEST PERFORMANCES

Category	Season High	Career High
Points	22 at Arizona State (Jan. 7, 2021)	22 at Arizona State (Jan. 7, 2021)
Rebounds	13 at Arizona State (Jan. 7, 2021)	13 at Arizona State (Jan. 7, 2021)
Assists	4 vs. Pepperdine (Nov. 27, 2020)	4 vs. Pepperdine (Nov. 27, 2020)
Steals	2 vs. Oregon State (Jan. 30, 2021)	3 vs. Utah (Feb. 2, 2020)
Blocks	2 at Arizona State (Jan. 7, 2021)	3 vs. Southern Utah (Nov. 18, 2019)
Minutes	32 at Arizona State (Jan. 7, 2021)	32 (twice), last at Arizona State (Jan. 7, 2021)
FG Made	8 at Arizona State (Jan. 7, 2021)	9 (twice), last vs. Washington State (Feb. 13, 2020)
FG Att.	12 (twice), last vs. Arizona (Feb. 18, 2021)	13 vs. Denver (Dec. 8, 2019)
3PFG Made	–	1 (6 times), last at Colorado (March 7, 2019)
3PFG Att.	1 (twice), last at Utah (Feb. 25, 2021)	2 (5 times), last vs. Cal State Fullerton (Dec. 28, 2019)
FT Made	8 at San Diego State (Nov. 25, 2020)	8 at San Diego State (Nov. 25, 2020)
FT Att.	13 at San Diego State (Nov. 25, 2020)	13 at San Diego State (Nov. 25, 2020)

KEY NOTES ON CODY RILEY

- Has averaged career bests this season in scoring (10.3 ppg) and rebounding (5.3 rpg) in 23 games ... has shot a career-high 56.5% from the field (91-for-161)
- Scored a team-high 17 points against Arizona State in a home victory (Feb. 20, 2021) ... made 6 of 6 field goal attempts and 5 of 5 free throw attempts against the Sun Devils
- Ranked No. 6 among all Pac-12 players in field goal percentage (56.5%) through games played on Wednesday, March 3
- Has made 12 of 14 free throws (85.7%) in UCLA's last four games ... has shot a career-best 67.5% from the free throw line this season
- Did not play at USC (Feb. 6) after sustaining an injury (right ankle) in practice ... returned for UCLA's games at Washington State (Feb. 11) and Washington (Feb. 13)
- Has scored in double figures in 14 of 23 games played ... had career highs of 22 points and 13 rebounds in an overtime win at Arizona State (Jan. 7, 2021)
- Through three seasons, has scored in double figures in 38 games (14 this season, 14 last season) ... has registered six career double-doubles (four this season)
- Last season, scored in double figures figures in seven of UCLA's final 10 games ... scored 19 points in an overtime win over Washington State (Feb. 13, 2020, had 11 points in overtime)
- Concluded the 2019-20 season having made 17 of 20 free throw attempts (85.0%) in the team's final three games

CODY RILEY'S GAME-BY-GAME (2020-21)

DATE	OPP	G-GS	MIN	FG-FGA	PCT	3FG-A	PCT	FT-FTA	PCT	OR	DR	TOT	PF-DQ	A	TO	BS	S	PTS
11-25	at San Diego State	1-1	30:55	3-7	.429	0-0	.000	8-13	.615	3	9	12	3-0	1	3	1	0	14
11-27	vs. Pepperdine	1-1	28:55	5-7	.714	0-0	.000	3-5	.600	1	2	3	5-1	4	2	0	0	13
12-03	Seattle	1-1	12:04	4-5	.800	0-0	.000	0-0	.000	0	3	3	3-0	1	3	0	0	8
12-06	California	1-1	19:12	2-4	.500	0-0	.000	0-0	.000	0	2	2	1-0	2	1	0	1	4
12-09	San Diego	1-1	20:35	4-10	.400	0-0	.000	3-4	.750	3	7	10	1-0	2	2	0	0	11
12-11	Marquette	1-1	17:15	1-3	.333	0-0	.000	1-2	.500	0	0	0	3-0	0	1	0	0	3
12-19	vs. Ohio State	1-1	21:24	7-9	.778	0-0	.000	1-2	.500	1	4	5	4-0	1	2	0	0	15
12-31	Utah	1-1	20:35	1-6	.167	0-0	.000	0-0	.000	3	2	5	1-0	1	1	0	0	2
01-02	Colorado	1-1	18:57	4-6	.667	0-0	.000	2-2	1.000	2	3	5	4-0	2	2	0	0	10
01-07	at Arizona State	1-1	32:12	8-11	.727	0-0	.000	6-8	.750	2	11	13	2-0	2	3	2	1	22
01-09	at Arizona	1-1	17:16	2-3	.667	0-0	.000	5-7	.714	3	3	6	3-0	0	2	0	1	9
01-14	Washington State	1-1	18:03	5-9	.556	0-0	.000	2-2	1.000	2	4	6	2-0	2	1	0	1	12
01-16	Washington	1-1	22:16	5-12	.417	0-0	.000	4-4	1.000	6	2	8	3-0	1	2	0	0	14
01-21	at California	1-1	20:23	6-10	.600	0-0	.000	1-2	.500	1	5	6	1-0	1	3	1	1	13
01-23	at Stanford	1-1	26:05	1-3	.333	0-0	.000	1-2	.500	0	2	2	4-0	0	2	0	1	3
01-30	Oregon State	1-1	29:24	5-10	.500	0-1	.000	6-10	.600	3	7	10	2-0	2	0	0	2	16
02-06	at USC	–	DNP	–	–	–	–	–	–	–	–	–	–	–	–	–	–	–
02-11	at Washington State	1-1	9:30	2-3	.667	0-0	.000	0-0	.000	1	0	1	5-1	0	2	1	0	4
02-13	at Washington	1-1	24:27	2-7	.286	0-0	.000	1-6	.167	1	3	4	4-0	1	3	1	1	5
02-18	Arizona	1-1	20:20	5-12	.417	0-0	.000	0-0	.000	0	4	4	4-0	2	1	1	0	10
02-20	Arizona State	1-1	19:04	6-6	1.000	0-0	.000	5-5	1.000	1	3	4	4-0	0	3	0	0	17
02-25	at Utah	1-1	27:55	7-9	.778	0-1	.000	1-2	.500	0	5	5	1-0	0	3	1	1	15
02-27	at Colorado	1-1	22:48	2-3	.667	0-0	.000	3-4	.750	1	2	3	5-1	2	2	0	0	7
03-03	at Oregon	1-1	32:06	4-6	.667	0-0	.000	3-3	1.000	1	3	4	2-0	2	1	0	0	11
TOTALS		23-23	511:41	91-161	.565	0-2	.000	56-83	.675	35	86	121	67-3	29	45	8	10	238

CODY RILEY'S CAREER STATISTICS

Season	Yr.	G-GS	MIN	MPG	FG-FGA	PCT	3FG-A	PCT	FT-FTA	PCT	OR	DR	TOT	RPG	PF-DQ	A	TO	BS	S	PTS	PPG
2018-19	FR	30-8	523	17.4	63-133	.474	6-20	.300	34-65	.523	27	97	124	4.1	69-0	20	43	13	8	166	5.5
2019-20	SO	31-17	633	20.4	114-220	.518	0-5	.000	46-84	.548	51	88	139	4.5	93-6	25	54	17	11	274	8.8
2020-21	JR	23-23	512	22.2	91-161	.565	0-2	.000	56-83	.675	35	86	121	5.3	67-3	29	45	8	10	238	10.3
CAREER		84-48	1665	19.8	268-514	.521	6-27	.222	136-232	.586	113	271	384	4.6	229-8	74	142	38	29	678	8.1

DAVID SINGLETON (34)

JUNIOR – G – 6-4, 210 – Los Angeles, Calif. (Bishop Montgomery HS)

SEASON/CAREER BEST PERFORMANCES

Category	Season High	Career High
Points	14 at Arizona State (Jan. 7, 2021)	15 vs. Chaminade (Nov. 26, 2019)
Rebounds	7 vs. Pepperdine (Nov. 27, 2020)	7 vs. Pepperdine (Nov. 27, 2020)
Assists	2 at Arizona State (Jan. 7, 2021)	4 vs. Washington State (Feb. 13, 2020)
Steals	2 (twice), last vs. Washington State (Jan. 14, 2021)	2 (8 times), last vs. Washington State (Jan. 14, 2021)
Blocks	–	2 at Washington (Feb. 2, 2019)
Minutes	43 vs. Pepperdine (Nov. 27, 2020)	43 vs. Pepperdine (Nov. 27, 2020)
FG Made	5 at Arizona State (Jan. 7, 2021)	5 (4 times), last at Arizona State (Jan. 7, 2021)
FG Att.	11 vs. Oregon State (Jan. 30, 2021)	11 (twice), last vs. Oregon State (Jan. 30, 2021)
3PFG Made	4 at Arizona State (Jan. 7, 2021)	5 vs. Chaminade (Nov. 26, 2019)
3PFG Att.	9 (twice), last vs. Oregon State (Jan. 30, 2021)	9 (3 times), last vs. Oregon State (Jan. 30, 2021)
FT Made	2 vs. Ohio State (Dec. 19, 2020)	4 vs. Utah (Feb. 9, 2019)
FT Att.	2 vs. Ohio State (Dec. 19, 2020)	6 vs. Utah (Feb. 9, 2019)

UCLA'S CAREER 3-POINT PERCENTAGE LIST

No.	Player	Years	3FG-FGA	Pct.
1.	Pooh Richardson	1986-89	52-112	.464
2.	Jason Kapon	2000-03	317-710	.446
3.	Reggie Miller	1984-87	69-157	.439
4.	Darren Collison	2006-09	164-377	.435
5.	David Singleton	2019-21	100-234	.427
6.	Aaron Holiday	2016-18	180-427	.422
7.	Michael Roll	2006-10	209-501	.417
8.	David Wear	2012-14	52-126	.413
9.	Lonzo Ball	2017	80-194	.412
10.	Tracy Murray	1990-92	197-479	.411

KEY NOTES ON DAVID SINGLETON

- Has averaged 4.3 points and 1.6 rebounds in 24 games ... has shot 46.3% from 3-point range, which ranked No. 3 in the Pac-12 through Wednesday, March 3
- Scored a season-best 14 points in an overtime win at Arizona State (Jan. 7, 2021), making 4 of 6 attempts from 3-point range
- Was a perfect 3-for-3 from beyond the 3-point arc in UCLA's victory against California on Dec. 6, 2020 (totaled 11 points in that game)
- Currently ranks No. 5 on UCLA's career 3-point percentage list (42.7%) ... has made 100 of 234 career 3-point attempts
- Last season, scored a career-high 15 points in a win against Chaminade (Nov. 26, 2019) in the Maui Jim Maui Invitational ... made a career-best five 3-pointers (six attempts)
- Has scored in double figures in 10 career contests (twice this season, three times last season, five times as a freshman)
- As a freshman (2018-19), played in 32 of 33 games ... led UCLA's team and ranked No. 2 in the Pac-12 in 3-point shooting percentage (46.7%, 35-of-75)

DAVID SINGLETON'S GAME-BY-GAME (2020-21)

DATE	OPP	G-GS	MIN	FG-FGA	PCT	3FG-A	PCT	FT-FTA	PCT	OR	DR	TOT	PF-DQ	A	TO	BS	S	PTS
11-25	at San Diego State	1-0	25:48	2-6	.333	2-5	.400	0-0	.000	0	1	1	1-0	1	1	0	0	6
11-27	vs. Pepperdine	1-0	42:39	4-9	.333	3-9	.333	0-0	.000	1	6	7	3-0	0	1	0	1	9
12-03	Seattle	1-0	24:27	0-3	.000	0-0	.000	0-0	.000	1	4	5	3-0	1	1	0	2	0
12-06	California	1-0	16:29	4-4	1.000	3-3	1.000	0-0	.000	0	1	1	0-0	1	0	0	1	11
12-09	San Diego	1-0	19:45	1-5	.200	0-3	.000	0-0	.000	0	1	1	1-0	1	0	0	1	2
12-11	Marquette	1-0	9:11	2-3	.667	2-3	.667	0-0	.000	0	0	0	1-0	0	1	0	0	6
12-19	vs. Ohio State	1-0	5:55	1-1	1.000	1-1	1.000	2-2	1.000	0	1	1	1-0	0	1	0	0	5
12-31	Utah	1-0	6:49	0-0	.000	0-0	.000	0-0	.000	0	0	0	0-0	0	0	0	0	0
01-02	Colorado	1-0	8:31	0-1	.000	0-1	.000	0-0	.000	0	3	3	1-0	0	0	0	0	0
01-07	at Arizona State	1-0	29:36	5-7	.714	4-6	.667	0-0	.000	0	0	0	2-0	2	1	0	0	14
01-09	at Arizona	1-0	19:46	1-4	.250	1-3	.333	0-0	.000	0	0	0	0-0	1	0	0	0	3
01-14	Washington State	1-0	16:44	1-1	1.000	1-1	1.000	0-0	.000	0	1	1	0-0	1	0	0	2	3
01-16	Washington	1-0	18:57	3-6	.500	3-5	.600	0-0	.000	0	0	0	0-0	1	0	0	0	9
01-21	at California	1-0	10:56	1-2	.500	1-1	1.000	0-0	.000	0	0	0	0-0	1	1	0	0	3
01-23	at Stanford	1-0	13:06	0-2	.000	0-2	.000	0-0	.000	0	1	1	0-0	1	1	0	0	0
01-30	Oregon State	1-0	30:53	3-11	.273	3-9	.333	0-0	.000	0	5	5	1-0	2	0	0	1	9
02-06	at USC	1-0	9:19	0-2	.000	0-1	.000	0-0	.000	0	2	2	2-0	1	0	0	0	0
02-11	at Washington State	1-1	15:02	1-5	.200	1-5	.200	0-0	.000	0	1	1	1-0	1	1	0	0	3
02-13	at Washington	1-0	17:56	2-3	.667	2-3	.667	0-0	.000	0	2	2	1-0	0	0	0	0	6
02-18	Arizona	1-0	7:08	0-0	.000	0-0	.000	0-0	.000	0	1	1	0-0	0	0	0	0	0
02-20	Arizona State	1-0	14:14	3-4	.750	2-3	.667	0-0	.000	0	3	3	1-0	0	0	0	0	8
02-25	at Utah	1-0	15:09	1-1	1.000	1-1	1.000	0-0	.000	0	1	1	0-0	0	1	0	1	3
02-27	at Colorado	1-0	6:13	0-1	.000	0-1	.000	0-0	.000	0	0	0	0-0	0	0	0	0	0
03-03	at Oregon	1-0	18:59	1-2	.500	1-1	1.000	0-0	.000	0	2	2	1-0	1	0	0	0	3
TOTALS		24-1	402:31	35-83	.422	31-67	.463	2-2	1.000	2	36	38	20-0	16	10	0	9	103

DAVID SINGLETON'S CAREER STATISTICS

Season	Yr.	G-GS	MIN	MPG	FG-FGA	PCT	3FG-A	PCT	FT-FTA	PCT	OR	DR	TOT	RPG	PF-DQ	A	TO	BS	S	PTS	PPG
2018-19	FR	32-5	559	17.5	53-118	.449	35-75	.467	26-38	.684	3	36	39	1.2	33-1	33	12	5	17	167	5.2
2019-20	SO	30-14	604	20.1	39-113	.345	34-92	.370	12-14	.857	5	50	55	1.8	38-0	31	14	3	20	124	4.1
2020-21	JR	24-1	403	16.8	35-83	.422	31-67	.463	2-2	1.000	2	36	38	1.6	20-0	16	10	0	9	103	4.3
CAREER		86-20	1564	18.2	127-314	.404	100-234	.427	40-54	.741	10	122	132	1.5	89-1	80	36	8	46	394	4.6

CHRIS SMITH (5)

SENIOR – G – 6-9, 215 – Chicago, Ill. (Huntington Prep [West Virginia])

SEASON/CAREER BEST PERFORMANCES

Category	Season High	Career High
Points	26 vs. Pepperdine (Nov. 27, 2020)	30 vs. Colorado (Jan. 30, 2020)
Rebounds	12 vs. Pepperdine (Nov. 27, 2020)	13 vs. Washington State (Feb. 13, 2020)
Assists	6 vs. Pepperdine (Nov. 27, 2020)	6 (twice), last vs. Pepperdine (Nov. 27, 2020)
Steals	2 (twice), last vs. San Diego (Dec. 9, 2020)	3 (5 times), last vs. Colorado (Jan. 30, 2020)
Blocks	1 (4 times), last vs. Marquette (Dec. 11, 2020)	2 (4 times), last vs. Washington State (Feb. 13, 2020)
Minutes	51 vs. Pepperdine (Nov. 27, 2020)	51 vs. Pepperdine (Nov. 27, 2020)
FG Made	8 vs. Pepperdine (Nov. 27, 2020)	8 (5 times), last vs. Pepperdine (Nov. 27, 2020)
FG Att.	17 vs. Pepperdine (Nov. 27, 2020)	20 vs. Washington State (Feb. 13, 2020)
3PPG Made	3 vs. California (Dec. 6, 2020)	4 at Colorado (Feb. 22, 2020)
3PPG Att.	4 (twice), last vs. California (Dec. 6, 2020)	7 vs. Washington State (Feb. 13, 2020)
FT Made	8 vs. Pepperdine (Nov. 27, 2020)	13 vs. Colorado (Jan. 30, 2020)
FT Att.	9 vs. Pepperdine (Nov. 27, 2020)	15 vs. Colorado (Jan. 30, 2020)

KEY NOTES ON CHRIS SMITH

- Averaged 12.6 points and 6.4 rebounds per game in eight contests ... shot 43.8 percent from the field (32-for-73) during his senior season
- Suffered a torn ACL in his left knee on Dec. 31, 2020 (against Utah) ... had surgery on his knee on Jan. 12, 2021 (out for the season)
- Last season, he led the Bruins in scoring (13.1 points per game) and was second on the team in rebounds per game (5.4)
- Scored 26 points and grabbed 12 rebounds in a career-high 51 minutes (triple overtime game) on Nov. 27, 2020 ... UCLA defeated Pepperdine, 107-98
- Has scored 844 career points ... stands 156 points away from UCLA's 1,000-career point milestone (57 players at UCLA have scored 1,000 or more points)
- Last season, he secured first-team All-Pac-12 honors and was named the Pac-12's Most Improved Player of the Year
- Has scored in double figures in 39 career games, including in 21 of 31 games last season ... scored in double figures in 10 games as a sophomore (2018-19)
- Was born in Chicago, Illinois ... grew up in the Dallas/Fort Worth area in Texas (attended Fort Worth Country Day before transferring to Huntington Prep in West Virginia)

CHRIS SMITH'S GAME-BY-GAME (2020-21)

DATE	OPP	G-GS	MIN	FG-FGA	PCT	3FG-A	PCT	FT-FTA	PCT	OR	DR	TOT	PF-DQ	A	TO	BS	S	PTS
11-25	at San Diego State	1-1	26:46	3-7	.429	2-3	.667	2-2	1.000	0	0	0	5-1	3	2	0	0	10
11-27	vs. Pepperdine	1-1	50:45	8-17	.471	2-4	.500	8-9	.889	2	10	12	4-0	6	4	1	1	26
12-03	Seattle	1-1	26:46	2-7	.286	0-2	.000	2-4	.500	3	8	11	0-0	2	4	1	0	6
12-06	California	1-1	31:19	7-12	.583	3-4	.750	4-5	.800	1	3	4	2-0	1	4	0	2	21
12-09	San Diego	1-1	20:35	3-5	.600	1-2	.500	5-6	.833	2	6	8	4-0	2	1	1	2	12
12-11	Marquette	1-1	25:55	0-8	.000	0-2	.000	4-6	.667	3	4	7	0-0	0	2	1	2	4
12-19	vs. Ohio State	1-1	19:55	2-8	.250	0-1	.000	2-2	1.000	1	4	5	0-0	0	1	0	0	6
12-31	Utah	1-1	22:15	7-9	.778	2-2	1.000	0-0	.000	1	3	4	4-0	2	2	0	0	16
01-02	Colorado	–	DNP	–	–	–	–	–	–	–	–	–	–	–	–	–	–	–
01-07	at Arizona State	–	DNP	–	–	–	–	–	–	–	–	–	–	–	–	–	–	–
01-09	at Arizona	–	DNP	–	–	–	–	–	–	–	–	–	–	–	–	–	–	–
01-14	Washington State	–	DNP	–	–	–	–	–	–	–	–	–	–	–	–	–	–	–
01-16	Washington	–	DNP	–	–	–	–	–	–	–	–	–	–	–	–	–	–	–
01-21	at California	–	DNP	–	–	–	–	–	–	–	–	–	–	–	–	–	–	–
01-23	at Stanford	–	DNP	–	–	–	–	–	–	–	–	–	–	–	–	–	–	–
01-30	Oregon State	–	DNP	–	–	–	–	–	–	–	–	–	–	–	–	–	–	–
02-06	at USC	–	DNP	–	–	–	–	–	–	–	–	–	–	–	–	–	–	–
02-11	at Washington State	–	DNP	–	–	–	–	–	–	–	–	–	–	–	–	–	–	–
02-13	at Washington	–	DNP	–	–	–	–	–	–	–	–	–	–	–	–	–	–	–
02-18	Arizona	–	DNP	–	–	–	–	–	–	–	–	–	–	–	–	–	–	–
02-20	Arizona State	–	DNP	–	–	–	–	–	–	–	–	–	–	–	–	–	–	–
02-25	at Utah	–	DNP	–	–	–	–	–	–	–	–	–	–	–	–	–	–	–
02-27	at Colorado	–	DNP	–	–	–	–	–	–	–	–	–	–	–	–	–	–	–
03-03	at Oregon	–	DNP	–	–	–	–	–	–	–	–	–	–	–	–	–	–	–
TOTALS		8-8	224:16	32-73	.438	10-20	.500	27-34	.794	13	38	51	19-1	16	20	4	7	101

CHRIS SMITH'S CAREER STATISTICS

Season	Yr.	G-GS	MIN	MPG	FG-FGA	PCT	3FG-A	PCT	FT-FTA	PCT	OR	DR	TOT	RPG	PF-DQ	A	TO	BS	S	PTS	PPG
2017-18	FR	33-0	431	13.1	47-107	.439	5-28	.179	31-53	.585	16	46	62	1.9	39-0	18	38	7	8	130	3.9
2018-19	SO	33-12	658	19.9	75-185	.405	16-57	.281	41-57	.719	19	103	122	3.7	55-0	43	46	9	14	207	6.3
2019-20	JR	31-26	876	28.3	138-301	.458	30-88	.341	100-119	.840	50	116	166	5.4	82-2	49	78	13	31	406	13.1
2020-21	SR	8-8	224	28.0	32-73	.438	10-20	.500	27-34	.794	13	38	51	6.4	19-1	16	20	4	7	101	12.6
CAREER		105-46	2189	20.8	292-666	.438	61-193	.316	199-263	.757	98	303	401	3.8	195-3	126	182	33	60	844	8.0

RUSSELL STONG (43)

JUNIOR – G – 6-3, 190 – Northridge, Calif. (Crespi HS)

SEASON/CAREER BEST PERFORMANCES

Category	Season High	Career High
Points	–	2 vs. San Jose State (Dec. 1, 2019)
Rebounds	1 vs. Washington State (Jan. 14, 2021)	1 vs. Washington State (Jan. 14, 2021)
Assists	1 vs. San Diego (Dec. 9, 2020)	1 vs. San Diego (Dec. 9, 2020)
Steals	–	–
Blocks	–	–
Minutes	2 vs. Washington State (Jan. 14, 2021)	3 at Colorado (March 7, 2019)
FG Made	–	1 vs. San Jose State (Dec. 1, 2019)
FG Att.	–	2 vs. San Jose State (Dec. 1, 2019)
3PFG Made	–	–
3PFG Att.	–	1 (twice), last vs. San Jose State (Dec. 1, 2019)
FT Made	–	–
FT Att.	–	–

KEY NOTES ON RUSSELL STONG

- Currently in his his third season at UCLA ... has played in 12 career games ... last season, scored his first collegiate points in a victory over San Jose State (Dec. 1, 2019)
- Joined the Bruins' program in November 2018 ... was a three-year varsity basketball and volleyball letterwinner at Crespi High School (Encino, Calif.)
- Pursuing his undergraduate degree in mechanical engineering ... was the recipient of the team's "Faculty Athletic Representative Award" in 2019-20 (with the highest cumulative GPA)
- Was named to the Athletic Director's Honor Roll all three academic quarters during his freshman and sophomore years
- As a senior at Crespi High School in 2017-18, averaged 7.4 points and 3.3 rebounds per game ... shot 45 percent from the field

RUSSELL STONG'S GAME-BY-GAME (2020-21)

DATE	OPP	G-GS	MIN	FG-FGA	PCT	3FG-A	PCT	FT-FTA	PCT	OR	DR	TOT	PF-DQ	A	TO	BS	S	PTS
11-25	at San Diego State	–	DNP	–	–	–	–	–	–	–	–	–	–	–	–	–	–	–
11-27	vs. Pepperdine	–	DNP	–	–	–	–	–	–	–	–	–	–	–	–	–	–	–
12-03	Seattle	1-0	1:10	0-0	.000	0-0	.000	0-0	.000	0	0	0	0-0	0	0	0	0	0
12-06	California	–	DNP	–	–	–	–	–	–	–	–	–	–	–	–	–	–	–
12-09	San Diego	1-0	1:29	0-0	.000	0-0	.000	0-0	.000	0	0	0	0-0	1	0	0	0	0
12-11	Marquette	–	DNP	–	–	–	–	–	–	–	–	–	–	–	–	–	–	–
12-19	vs. Ohio State	–	DNP	–	–	–	–	–	–	–	–	–	–	–	–	–	–	–
12-31	Utah	–	DNP	–	–	–	–	–	–	–	–	–	–	–	–	–	–	–
01-02	Colorado	–	DNP	–	–	–	–	–	–	–	–	–	–	–	–	–	–	–
01-07	at Arizona State	–	DNP	–	–	–	–	–	–	–	–	–	–	–	–	–	–	–
01-09	at Arizona	–	DNP	–	–	–	–	–	–	–	–	–	–	–	–	–	–	–
01-14	Washington State	1-0	2:55	0-0	.000	0-0	.000	0-0	.000	0	1	1	0-0	0	0	0	0	0
01-16	Washington	–	DNP	–	–	–	–	–	–	–	–	–	–	–	–	–	–	–
01-21	at California	–	DNP	–	–	–	–	–	–	–	–	–	–	–	–	–	–	–
01-23	at Stanford	–	DNP	–	–	–	–	–	–	–	–	–	–	–	–	–	–	–
01-30	Oregon State	–	DNP	–	–	–	–	–	–	–	–	–	–	–	–	–	–	–
02-06	at USC	–	DNP	–	–	–	–	–	–	–	–	–	–	–	–	–	–	–
02-11	at Washington State	–	DNP	–	–	–	–	–	–	–	–	–	–	–	–	–	–	–
02-13	at Washington	–	DNP	–	–	–	–	–	–	–	–	–	–	–	–	–	–	–
02-18	Arizona	–	DNP	–	–	–	–	–	–	–	–	–	–	–	–	–	–	–
02-20	Arizona State	–	DNP	–	–	–	–	–	–	–	–	–	–	–	–	–	–	–
02-25	at Utah	–	DNP	–	–	–	–	–	–	–	–	–	–	–	–	–	–	–
02-27	at Colorado	–	DNP	–	–	–	–	–	–	–	–	–	–	–	–	–	–	–
03-03	at Oregon	–	DNP	–	–	–	–	–	–	–	–	–	–	–	–	–	–	–
TOTALS		3-0	4:34	0-0	.000	0-0	.000	0-0	.000	0	1	1	0-0	1	0	0	0	0

RUSSELL STONG'S CAREER STATISTICS

Season	Yr.	G-GS	MIN	MPG	FG-FGA	PCT	3FG-A	PCT	FT-FTA	PCT	OR	DR	TOT	RPG	PF-DQ	A	TO	BS	S	PTS	PPG
2018-19	FR	4-0	6	1.5	0-2	.000	0-1	.000	0-0	.000	0	0	0	0.0	0-0	0	1	0	0	0	0.0
2019-20	SO	5-0	7	1.4	1-2	.500	0-1	.000	0-0	.000	0	0	0	0.0	1-0	0	0	0	0	2	0.4
2020-21	JR	3-0	5	1.5	0-0	.000	0-0	.000	0-0	.000	0	1	1	0.3	0-0	1	0	0	0	0	0.0
CAREER		12-0	18	1.5	1-4	.250	0-2	.000	0-0	.000	0	1	1	0.1	1-0	1	1	0	0	2	0.2

2018-19 STATS AND SUPERLATIVES

Single-Game Bests (UCLA)

POINTS

Player	PTS	Opponent	Site	Date
Kris Wilkes	34	Arizona	Pauley Pavilion	01/26/19
Jaylen Hands	29	Stanford	Stanford, Calif.	02/16/19
Jaylen Hands	27	Oregon	Pauley Pavilion	02/23/19
Kris Wilkes	27	California	Berkeley, Calif.	02/13/19
Jaylen Hands	27	Utah	Pauley Pavilion	02/09/19
Kris Wilkes	27	Purdue Fort Wayne	Pauley Pavilion	11/06/18

MOST POINTS IN ONE HALF

Player	PTS	Opponent	Site	Date
Jaylen Hands	27	Oregon (2nd half)	Pauley Pavilion	02/23/19
Kris Wilkes	26	Arizona (2nd half)	Pauley Pavilion	01/26/19

REBOUNDS

Player	REBS	Opponent	Site	Date
Jalen Hill	20	Presbyterian	Pauley Pavilion	11/19/18
Moses Brown	17	Purdue Fort Wayne	Pauley Pavilion	11/06/18
Moses Brown	15	Arizona	Pauley Pavilion	01/26/19

ASSISTS

Player	AST	Opponent	Site	Date
Jaylen Hands	12	Cincinnati	Cincinnati, Ohio	12/19/18
Jaylen Hands	11	Arizona	Pauley Pavilion	01/26/19
Jaylen Hands	11	Notre Dame	Pauley Pavilion	12/08/18
Jaylen Hands	11	Hawai'i	Pauley Pavilion	11/28/18

BLOCKS

Player	BLK	Opponent	Site	Date
Moses Brown	8	Saint Francis U	Pauley Pavilion	11/16/18
Alex Olesinski	4	Utah	Salt Lake City, Utah	03/09/19
Moses Brown	4	Colorado	Boulder, Colo.	03/07/19
Moses Brown	4	Colorado	Pauley Pavilion	02/06/19

STEALS

Player	STL	Opponent	Site	Date
Jaylen Hands	5	Ohio State	Chicago, Ill.	12/22/18
Moses Brown	4	Colorado	Pauley Pavilion	02/06/19
Prince Ali	4	Washington	Seattle, Wash.	02/02/19

FIELD GOALS MADE

Player	FG/ATT	Opponent	Site	Date
Kris Wilkes	12/16	Arizona	Pauley Pavilion	01/26/19
Moses Brown	11/14	Saint Francis U	Pauley Pavilion	11/16/18
Kris Wilkes	11/19	Purdue Fort Wayne	Pauley Pavilion	11/06/18

FIELD GOALS ATTEMPTED

Player	FG/ATT	Opponent	Site	Date
Kris Wilkes	8/22	Oregon State	Corvallis, Ore.	01/13/19
Kris Wilkes	9/19	Arizona State	Las Vegas, Nev.	03/14/19
Kris Wilkes	8/19	Washington	Seattle, Wash.	02/02/19
Kris Wilkes	7/19	Long Beach State	Pauley Pavilion	11/09/18
Kris Wilkes	11/19	Purdue Fort Wayne	Pauley Pavilion	11/06/18

3-POINTERS MADE

Player	FG/ATT	Opponent	Site	Date
Jaylen Hands	7/9	Oregon	Pauley Pavilion	02/23/19

3-POINTERS ATTEMPTED

Player	FG/ATT	Opponent	Site	Date
Kris Wilkes	5/11	Arizona State	Las Vegas, Nev.	03/14/19
Kris Wilkes	4/11	Oregon State	Corvallis, Ore.	01/13/19

MINUTES PLAYED

Player	MIN	Opponent	Site	Date
Kris Wilkes	41	at California	Berkeley, Calif.	02/13/19
Jaylen Hands	39	vs. Arizona State	Las Vegas, Calif.	03/14/19

Single-Game Bests (Opponents)

POINTS

Player	PTS	Opponent	Site	Date
Deishaun Booker	31	Long Beach State	Pauley Pavilion	11/09/18
Sedrick Barefield	29	Utah	Salt Lake City, Utah	03/09/19
Adam Flagler	29	Presbyterian	Pauley Pavilion	11/19/18
Shane Gatting	28	Colorado	Pauley Pavilion	02/06/19

MOST POINTS IN ONE HALF

Player	PTS	Opponent	Site	Date
Adam Flagler	24	Presbyterian (2nd half)	Pauley Pavilion	11/19/18
Shane Gatting	22	Colorado (2nd half)	Pauley Pavilion	02/06/19

REBOUNDS

Player	REBS	Opponent	Site	Date
Zylan Cheatham	20	Arizona State	Pauley Pavilion	01/24/19
Tres Tinkle	16	Oregon State	Pauley Pavilion	02/21/19

ASSISTS

Player	AST	Opponent	Site	Date
Daejon Davis	11	Stanford	Stanford, Calif.	02/16/19
Remy Martin	11	Arizona State	Pauley Pavilion	01/24/19

BLOCKS

Player	BLK	Opponent	Site	Date
Kylor Kelley	5	Oregon State	Corvallis, Ore.	01/13/19
Andre Wesson	5	Ohio State	Chicago, Ill.	12/22/18

STEALS

Player	STL	Opponent	Site	Date
Matisse Thybulle	7	Washington	Seattle, Wash.	02/02/19
Darius McNeill	7	California	Pauley Pavilion	01/05/19

FIELD GOALS MADE

Player	FG/ATT	Opponent	Site	Date
Tyler Bey	13/20	Colorado	Boulder, Colo.	03/07/19
Sedrick Barefield	11/22	Utah	Salt Lake City, Utah	03/09/19
Jon Konchar	11/18	Purdue Fort Wayne	Pauley Pavilion	11/06/18

FIELD GOALS ATTEMPTED

Player	FG/ATT	Opponent	Site	Date
Sedrick Barefield	11/22	Utah	Salt Lake City, Utah	03/09/19
Bennie Boatwright	9/22	USC	Pauley Pavilion	02/28/19

3-POINTERS MADE

Player	FG/ATT	Opponent	Site	Date
Bennie Boatwright	7/17	USC	Pauley Pavilion	02/28/19
Shane Gatting	7/9	Colorado	Pauley Pavilion	02/06/19
Adam Flagler	7/14	Presbyterian	Pauley Pavilion	11/19/18

3-POINTERS ATTEMPTED

Player	FG/ATT	Opponent	Site	Date
Bennie Boatwright	7/17	USC	Pauley Pavilion	02/28/19
Jonah Mathews	5/14	USC	Pauley Pavilion	02/28/19
Adam Flagler	7/14	Presbyterian	Pauley Pavilion	11/19/18

MINUTES PLAYED

Player	MIN	Opponent	Site	Date
Justice Sueing	42	California	Berkeley, Calif.	02/13/19
Bennie Boatwright	41	USC	Pauley Pavilion	02/28/19
Darius McNeill	41	California	Berkeley, Calif.	02/13/19
Paris Austin	41	California	Berkeley, Calif.	02/13/19
Payton Pritchard	41	Oregon	Eugene, Ore.	01/10/19

2019-20 STATS AND SUPERLATIVES

Single-Game Bests (UCLA)

POINTS				
Player	PTS	Opponent	Site	Date
Chris Smith	30	Colorado	Pauley Pavilion	01/30/20
Jalen Hill	24	Hofstra	Pauley Pavilion	11/21/19
Chris Smith	23	Washington State	Pauley Pavilion	02/13/20

MOST POINTS IN ONE HALF

Player	PTS	Opponent	Site	Date
Jake Kyman	19	Arizona State (1st half)	Pauley Pavilion	02/27/20
Jalen Hill	17	UC Santa Barbara (2nd half)	Pauley Pavilion	11/10/19

REBOUNDS

Player	REBS	Opponent	Site	Date
Chris Smith	13	Washington State	Pauley Pavilion	02/13/20
Jalen Hill	12	Stanford	Pauley Pavilion	01/15/20
Chris Smith	12	Washington	Seattle, Wash.	01/02/20
Jaime Jaquez Jr.	12	Chaminade	Lahaina, Hawai'i	11/26/19
Jalen Hill	12	Hofstra	Pauley Pavilion	11/21/19

ASSISTS

Player	AST	Opponent	Site	Date
Tyger Campbell	14	Arizona State	Pauley Pavilion	02/27/20
Tyger Campbell	11	Colorado	Boulder, Colo.	02/22/20

BLOCKS

Player	BLK	Opponent	Site	Date
Jalen Hill	3	Utah	Salt Lake City, Utah	02/20/20
Jalen Hill	3	Stanford	Pauley Pavilion	01/15/20
Jalen Hill	3	Chaminade	Lahaina, Hawai'i	11/26/19
Jalen Hill	3	Southern Utah	Pauley Pavilion	11/18/19
Cody Riley	3	Southern Utah	Pauley Pavilion	11/18/19
Jalen Hill	3	UC Santa Barbara	Pauley Pavilion	11/10/19

STEALS

Player	STL	Opponent	Site	Date
Jaime Jaquez Jr.	4	Arizona State	Pauley Pavilion	02/27/20
Jalen Hill	4	Utah	Salt Lake City, Utah	02/20/20
Tyger Campbell	4	Washington State	Pauley Pavilion	02/13/20
Jaime Jaquez Jr.	4	Utah	Pauley Pavilion	02/02/20
Jaime Jaquez Jr.	4	at Oregon State	Corvallis, Ore.	01/23/20
Prince Ali	4	UNLV	Pauley Pavilion	11/15/19

FIELD GOALS MADE

Player	FG/ATT	Opponent	Site	Date
Jalen Hill	10/14	Hofstra	Pauley Pavilion	11/21/19
Cody Riley	9/10	Washington State	Pauley Pavilion	02/13/20
Cody Riley	9/13	Denver	Pauley Pavilion	12/08/19
Jalen Hill	9/13	UC Santa Barbara	Pauley Pavilion	11/10/19

FIELD GOALS ATTEMPTED

Player	FG/ATT	Opponent	Site	Date
Chris Smith	8/20	Washington State	Pauley Pavilion	02/13/20
Tyger Campbell	3/16	Arizona State	Pauley Pavilion	02/27/20
Chris Smith	8/16	Colorado	Pauley Pavilion	01/30/20

3-POINTERS MADE

Player	FG/ATT	Opponent	Site	Date
Jake Kyman	7/12	Washington	Seattle, Wash.	01/02/20
Jake Kyman	5/8	Arizona State	Pauley Pavilion	02/27/20
David Singleton	5/6	Chaminade	Lahaina, Hawai'i	11/26/19

3-POINTERS ATTEMPTED

Player	FG/ATT	Opponent	Site	Date
Jake Kyman	7/12	Washington	Seattle, Wash.	01/02/20
David Singleton	4/9	Washington	Pauley Pavilion	02/15/20
Prince Ali	1/9	Hofstra	Pauley Pavilion	11/21/19

MINUTES PLAYED

Player	MIN	Opponent	Site	Date
Chris Smith	40	Washington State	Pauley Pavilion	02/13/20
Jaime Jaquez Jr.	39	Arizona State	Pauley Pavilion	02/27/20
Jaime Jaquez Jr.	39	California	Pauley Pavilion	01/19/20

Single-Game Bests (Opponents)

POINTS				
Player	PTS	Opponent	Site	Date
Remy Martin	30	Arizona State	Pauley Pavilion	02/27/20
Desure Buie	29	Hofstra	Pauley Pavilion	11/21/19
Jalen Ray	27	Hofstra	Pauley Pavilion	11/21/19
Alonzo Verge Jr.	26	Arizona State	Tempe, Ariz.	02/06/20

MOST POINTS IN ONE HALF

Player	PTS	Opponent	Site	Date
Alonzo Verge Jr.	24	Arizona State (2nd half)	Tempe, Ariz.	02/06/20
Chris Duarte	20	Oregon (1st half)	Eugene, Ore.	01/26/20

REBOUNDS

Player	REBS	Opponent	Site	Date
Romello White	16	Arizona State	Tempe, Ariz.	02/06/20
John Mooney	15	Notre Dame	Notre Dame, Ind.	12/14/19

ASSISTS

Player	AST	Opponent	Site	Date
Timmy Allen	8	Utah	Pauley Pavilion	02/02/20

BLOCKS

Player	BLK	Opponent	Site	Date
Isaiah Stewart	5	Washington	Seattle, Wash.	01/02/20
Kylor Kelley	4	Oregon State	Corvallis, Ore.	01/23/20

STEALS

Player	STL	Opponent	Site	Date
Chris Duarte	6	Oregon	Eugene, Ore.	01/26/20
Rylan Jones	5	Utah	Salt Lake City, Utah	02/20/20

FIELD GOALS MADE

Player	FG/ATT	Opponent	Site	Date
Remy Martin	11/24	Arizona State	Pauley Pavilion	02/27/20
Alonzo Verge Jr.	10/16	Arizona State	Tempe, Ariz.	02/06/20

FIELD GOALS ATTEMPTED

Player	FG/ATT	Opponent	Site	Date
Remy Martin	11/24	Arizona State	Pauley Pavilion	02/27/20
Isaac Bonton	9/22	Washington State	Pauley Pavilion	02/13/20

3-POINTERS MADE

Player	FG/ATT	Opponent	Site	Date
Rob Edwards	7/9	Arizona State	Pauley Pavilion	02/27/20
Jonah Mathews	5/9	USC	Galen Center	03/07/20
Prentiss Hubb	5/10	Notre Dame	Notre Dame, Ind.	12/14/19
Jalen Ray	5/8	Hofstra	Pauley Pavilion	11/21/19

3-POINTERS ATTEMPTED

Player	FG/ATT	Opponent	Site	Date
Rylan Jones	3/11	Utah	Pauley Pavilion	02/02/20
CJ Elleby	2/10	Washington State	Pauley Pavilion	02/13/20
Prentiss Hubb	5/10	Notre Dame	Notre Dame, Ind.	12/14/19
T.J. Gibbs	4/10	Notre Dame	Notre Dame, Ind.	12/14/19

MINUTES PLAYED

Player	MIN	Opponent	Site	Date
CJ Elleby	42	Washington State	Pauley Pavilion	02/13/20
Jeff Pollard	41	Washington State	Pauley Pavilion	02/13/20

2020-21 STATS AND SUPERLATIVES

Single-Game Bests (UCLA)

POINTS				
Player	PTS	Opponent	Site	Date
Johnny Juzang	32	Washington	Seattle, Wash.	02/13/21
Johnny Juzang	27	Stanford	Santa Cruz, Calif.	01/23/21
Chris Smith	26	Pepperdine (3-OT)	San Diego, Calif.	11/27/20

MOST POINTS IN ONE HALF				
Player	PTS	Opponent	Site	Date
Johnny Juzang	21	Washington (1st half)	Seattle, Wash.	02/13/21
Johnny Juzang	18	Washington St. (2nd half)	Pullman, Wash.	02/11/21
Johnny Juzang	18	Stanford (1st half)	Santa Cruz, Calif.	01/23/21
Jaime Jaquez Jr.	17	Arizona (2nd half)	Pauley Pavilion	02/18/21

REBOUNDS				
Player	REBS	Opponent	Site	Date
Johnny Juzang	13	USC	Galen Center	02/06/21
Cody Riley	13	Arizona State	Tempe, Ariz.	01/07/21
Chris Smith	12	Pepperdine (3-OT)	San Diego, Calif.	11/27/20
Cody Riley	12	San Diego State	San Diego, Calif.	11/25/20

ASSISTS				
Player	AST	Opponent	Site	Date
Tyger Campbell	12	California	Pauley Pavilion	12/06/20
Tyger Campbell	10	Utah	Pauley Pavilion	12/31/20

BLOCKS				
Player	BLK	Opponent	Site	Date
Jaime Jaquez Jr.	4	San Diego	Pauley Pavilion	12/09/20

STEALS				
Player	STL	Opponent	Site	Date
Tyger Campbell	4	Washington State	Pullman, Wash.	02/11/21

FIELD GOALS MADE				
Player	FG/ATT	Opponent	Site	Date
Johnny Juzang	12/23	Washington	Seattle, Wash.	02/13/21
Johnny Juzang	11/19	Stanford	Santa Cruz, Calif.	01/23/21
Jaime Jaquez Jr.	10/12	Arizona	Pauley Pavilion	02/18/21
Jules Bernard	10/16	Oregon	Matthew Knight Arena	03/03/21

FIELD GOALS ATTEMPTED				
Player	FG/ATT	Opponent	Site	Date
Johnny Juzang	12/23	Washington	Seattle, Wash.	02/13/21
Johnny Juzang	6/21	USC	Galen Center	02/06/21
Johnny Juzang	11/19	Stanford	Santa Cruz, Calif.	01/23/21
Tyger Campbell	8/19	Pepperdine (3-OT)	San Diego, Calif.	11/27/20

3-POINTERS MADE				
Player	FG/ATT	Opponent	Site	Date
Johnny Juzang	5/12	Washington	Seattle, Wash.	02/13/21
Johnny Juzang	5/8	Stanford	Santa Cruz, Calif.	01/23/21

3-POINTERS ATTEMPTED				
Player	FG/ATT	Opponent	Site	Date
Johnny Juzang	5/12	Washington	Seattle, Wash.	02/13/21
Johnny Juzang	3/9	Washington State	Pullman, Wash.	02/11/21
David Singleton	3/9	Oregon State	Pauley Pavilion	01/30/21
David Singleton	3/9	Pepperdine (3-OT)	San Diego, Calif.	11/27/20
Tyger Campbell	3/9	Pepperdine (3-OT)	San Diego, Calif.	11/27/20

MINUTES PLAYED				
Player	MIN	Opponent	Site	Date
Jaime Jaquez Jr.	55	Pepperdine (3-OT)	San Diego, Calif.	11/27/20
Tyger Campbell	52	Pepperdine (3-OT)	San Diego, Calif.	11/27/20

Single-Game Bests (Opponents)

POINTS				
Player	PTS	Opponent	Site	Date
Colbey Ross	33	Pepperdine (3-OT)	San Diego, Calif.	11/27/20
Isaac Bonton	26	Washington State	Pullman, Wash.	02/11/21
Oscar da Silva	26	Stanford	Santa Cruz, Calif.	01/23/21

MOST POINTS IN ONE HALF				
Player	PTS	Opponent	Site	Date
Marcus Tsohonis	22	Washington (2nd half)	Seattle, Wash.	02/13/21
Remy Martin	17	Arizona State (1st half)	Pauley Pavilion	02/20/21
McKinley Wright	17	Colorado (1st half)	Boulder, Colo.	02/27/21

REBOUNDS				
Player	REBS	Opponent	Site	Date
Yauhen Massalski	14	San Diego	Pauley Pavilion	12/09/20

ASSISTS				
Player	AST	Opponent	Site	Date
Ryan Rapp	8	Washington State	Pullman, Wash.	02/11/21
James Akinjo	8	Arizona	Tucson, Ariz.	01/09/21
Rylan Jones	7	Utah	Salt Lake City, Utah	02/25/21
McKinley Wright	6	Colorado	Boulder, Colo.	02/27/21
Sedrick Altman	6	Pepperdine (3-OT)	San Diego, Calif.	11/27/20
Trey Pulliam	6	San Diego State	San Diego, Calif.	11/25/20

BLOCKS				
Player	BLK	Opponent	Site	Date
Branden Carlson	4	Utah	Salt Lake City, Utah	02/25/21
Riley Sorn	3	Washington	Pauley Pavilion	01/16/21

STEALS				
Player	STL	Opponent	Site	Date
LJ Figueroa	4	Oregon	Matthew Knight Arena	03/03/21
Evan Mobley	4	USC	Galen Center	02/06/21
Darrion Trammell	4	Seattle	Pauley Pavilion	12/03/20

FIELD GOALS MADE				
Player	FG/ATT	Opponent	Site	Date
McKinley Wright	10/16	Colorado	Boulder, Colo.	02/27/21
Quade Green	10/16	Washington	Pauley Pavilion	01/16/21
Isaac Bonton	10/17	Washington State	Pauley Pavilion	01/14/21
Colbey Ross	10/25	Pepperdine (3-OT)	San Diego, Calif.	11/27/20
Josh Christopher	9/24	Arizona State	Tempe, Ariz.	01/07/21

FIELD GOALS ATTEMPTED				
Player	FG/ATT	Opponent	Site	Date
Colbey Ross	10/25	Pepperdine (3-OT)	San Diego, Calif.	11/27/20
Josh Christopher	9/24	Arizona State	Tempe, Ariz.	01/07/21
Alonzo Verge Jr.	8/22	Arizona State	Tempe, Ariz.	01/07/21

3-POINTERS MADE				
Player	FG/ATT	Opponent	Site	Date
Marcus Tsohonis	6/9	Washington	Seattle, Wash.	02/13/21
Remy Martin	5/9	Arizona State	Pauley Pavilion	02/20/21
Ethan Anderson	5/7	USC	Galen Center	02/06/21
Grant Anticevich	5/5	California	Berkeley, Calif.	01/21/21

3-POINTERS ATTEMPTED				
Player	FG/ATT	Opponent	Site	Date
Alfonso Plummer	4/11	Utah	Pauley Pavilion	12/31/20
Colbey Ross	3/11	Pepperdine (3-OT)	San Diego, Calif.	11/27/20

MINUTES PLAYED				
Player	MIN	Opponent	Site	Date
Colbey Ross	55	Pepperdine (3-OT)	San Diego, Calif.	11/27/20
Alonzo Verge Jr.	45	Arizona State	Tempe, Ariz.	01/07/21
Josh Christopher	44	Arizona State	Tempe, Ariz.	01/07/21

UCLA'S GAME-BY-GAME TOTALS (in 2020-21)

Opponent	Date	Score	W/L	FG-FGA	PCT	3FG-FGA	PCT	FT-FTA	PCT	OR	DR	REB	PF	AST	TO	BLK	STL
at San Diego State	11/25/20	58-73	L	17-43	.395	7-21	.333	17-24	.708	7	21	28	18	10	15	2	1
vs. Pepperdine (3-OT)	11/27/20	107-98	W	36-82	.439	10-34	.294	25-37	.676	16	38	54	25	22	12	3	5
Seattle	12/03/20	78-52	W	28-51	.549	6-16	.375	16-24	.667	7	35	42	17	16	15	4	6
California *	12/06/20	76-56	W	30-50	.600	8-14	.571	8-15	.533	6	25	31	10	23	11	0	6
San Diego	12/09/20	83-56	W	30-65	.462	6-13	.462	17-22	.773	16	34	50	15	15	10	6	7
Marquette	12/11/20	69-60	W	23-56	.411	6-23	.261	17-21	.810	9	22	31	18	13	7	4	6
vs. Ohio State	12/19/20	70-77	L	24-60	.400	4-13	.308	18-24	.750	18	19	37	18	13	6	1	3
Utah *	12/31/20	72-70	W	26-56	.464	10-20	.500	10-14	.714	11	21	32	13	16	9	3	5
Colorado *	01/02/21	65-62	W	25-53	.472	3-15	.200	12-14	.857	9	22	31	13	13	14	1	4
at Arizona State * (OT)	01/07/21	81-75	W	29-64	.453	9-23	.391	14-24	.583	12	34	46	17	17	18	3	3
at Arizona *	01/09/21	81-76	W	24-49	.490	6-13	.462	27-32	.844	10	22	32	17	6	9	0	4
Washington State *	01/14/21	91-61	W	33-61	.541	9-16	.563	16-18	.889	13	24	37	14	20	12	5	9
Washington *	01/16/21	81-76	W	29-70	.414	9-20	.450	14-17	.824	15	26	41	12	17	6	2	5
at California *	01/21/21	61-57	W	24-52	.462	4-10	.400	9-12	.750	9	29	38	11	10	14	4	5
vs. Stanford * (OT)	01/23/21	72-73	L	25-60	.417	9-25	.360	13-14	.929	11	20	31	20	11	14	3	10
Oregon State *	01/30/21	57-52	W	17-52	.327	6-24	.250	17-23	.739	11	23	34	12	12	7	1	8
at USC *	02/06/21	48-66	L	21-62	.339	3-19	.158	3-8	.375	13	20	33	12	11	9	3	5
at Washington State *	02/11/21	73-81	L	26-59	.441	5-20	.200	16-23	.696	8	22	30	23	12	10	4	7
at Washington *	02/13/21	64-61	W	24-51	.471	10-20	.500	6-18	.333	5	31	36	17	13	14	3	2
Arizona *	02/18/21	74-60	W	32-60	.533	4-15	.267	6-9	.667	5	27	32	18	9	7	1	9
Arizona State *	02/20/21	80-79	W	27-57	.474	7-18	.389	19-23	.826	9	28	37	17	16	11	1	3
at Utah *	02/25/21	76-61	W	31-56	.554	11-19	.579	3-4	.750	5	27	32	7	13	10	5	5
at Colorado *	02/27/21	61-70	L	21-46	.457	5-13	.385	14-19	.737	8	23	31	18	9	14	1	3
at Oregon *	03/03/21	74-82	L	31-56	.554	6-18	.333	6-7	.857	8	16	24	14	17	14	1	3

* asterisk indicates Pac-12 game

OPPONENT'S GAME-BY-GAME TOTALS (in 2020-21)

Opponent	Date	Score	W/L	FG-FGA	PCT	3FG-FGA	PCT	FT-FTA	PCT	OR	DR	REB	PF	AST	TO	BLK	STL
at San Diego State	11/25/20	58-73	L	27-58	.466	9-23	.391	10-12	.833	12	22	34	21	16	10	2	5
vs. Pepperdine (3-OT)	11/27/20	107-98	W	30-75	.400	9-41	.220	29-33	.879	8	35	43	29	19	15	3	5
Seattle	12/03/20	78-52	W	23-59	.390	3-23	.130	3-9	.333	6	18	24	23	8	14	3	10
California *	12/06/20	76-56	W	22-49	.449	9-26	.346	3-5	.600	3	19	22	18	11	15	0	3
San Diego	12/09/20	83-56	W	19-61	.311	8-19	.421	10-15	.667	10	21	31	18	12	12	2	5
Marquette	12/11/20	69-60	W	22-53	.415	4-20	.200	12-15	.800	12	25	37	24	9	18	3	3
vs. Ohio State	12/19/20	70-77	L	25-50	.500	8-22	.364	19-26	.731	11	20	31	19	11	7	4	2
Utah *	12/31/20	72-70	W	26-52	.500	9-22	.409	9-12	.750	6	21	27	17	10	10	2	2
Colorado *	01/02/21	65-62	W	23-53	.434	6-23	.261	10-13	.769	9	20	29	14	9	13	1	5
at Arizona State * (OT)	01/07/21	81-75	W	28-72	.389	6-26	.231	13-16	.813	12	30	42	22	11	11	4	10
at Arizona *	01/09/21	81-76	W	28-65	.431	8-23	.348	12-16	.750	15	18	33	25	15	9	2	5
Washington State *	01/14/21	91-61	W	23-50	.460	7-19	.368	8-11	.727	6	16	22	15	8	17	3	4
Washington *	01/16/21	81-76	W	30-58	.517	10-23	.435	6-10	.600	4	26	30	21	13	11	4	4
at California *	01/21/21	61-57	W	21-53	.396	10-22	.455	5-7	.714	3	20	23	13	12	10	2	5
vs. Stanford *	01/23/21	72-73	L	24-53	.453	5-18	.278	20-24	.833	9	23	32	12	15	13	2	10
Oregon State *	01/30/21	57-52	W	20-47	.426	7-20	.350	5-7	.714	6	27	33	20	11	15	2	3
at USC *	02/06/21	48-66	L	23-56	.411	9-26	.346	11-16	.688	13	27	40	13	15	12	5	3
at Washington State *	02/11/21	73-81	L	24-51	.471	13-22	.591	20-28	.714	10	28	38	21	17	16	3	4
at Washington *	02/13/21	64-61	W	21-58	.362	10-21	.476	9-14	.643	7	26	33	18	11	10	1	7
Arizona *	02/18/21	74-60	W	21-50	.420	4-16	.250	14-20	.700	8	25	33	14	9	16	4	2
Arizona State *	02/20/21	80-79	W	28-61	.459	10-20	.500	13-17	.765	4	21	25	19	13	5	2	3
at Utah *	02/25/21	76-61	W	26-58	.448	9-21	.429	0-0	.000	5	21	26	10	19	9	6	5
at Colorado *	02/27/21	61-70	L	25-54	.463	5-15	.333	15-18	.833	7	19	26	14	9	6	2	4
at Oregon *	03/03/21	74-82	L	31-53	.608	8-17	.471	12-16	.750	6	18	24	16	11	12	3	9

* asterisk indicates Pac-12 game

2020-21 POINTS-REBOUNDS-ASSISTS

OPPONENT	J. BERNARD	T. CAMPBELL	J. CLARK	L. CREMONESI	J. HILL	J. JAQUEZ JR.	J. JUZANG
at San Diego State (Nov. 25)	2-5-0	9-0-4	0-0-0	DNP	DNP	17-6-0	DNP
vs. Pepperdine (Nov. 27)	21-6-0	22-6-7	0-0-0	DNP	DNP	16-11-5	DNP
Seattle (Dec. 3)	16-3-1	17-2-6	4-3-0	DNP	11-10-3	9-3-2	DNP
California (Dec. 6)	3-5-2	11-4-12	0-0-0	DNP	10-7-2	12-6-2	DNP
San Diego (Dec. 9)	2-4-2	12-5-5	6-0-0	0-0-0	7-10-0	17-4-1	10-3-0
Marquette (Dec. 11)	15-7-1	4-3-9	0-1-0	DNP	7-4-1	18-6-1	9-2-1
vs. Ohio State (Dec. 19)	8-6-3	3-1-5	DNP	DNP	10-4-0	7-6-2	13-3-2
Utah (Dec. 31)	13-3-1	9-4-10	0-1-0	DNP	6-5-0	10-5-1	13-1-1
Colorado (Jan. 2)	12-7-1	11-4-7	0-0-0	DNP	8-6-1	14-5-0	10-0-2
at Arizona State (Jan. 7)	9-10-3	8-4-5	0-0-1	DNP	8-3-1	8-5-0	9-5-3
at Arizona (Jan. 9)	8-3-1	22-2-2	2-2-0	DNP	6-5-0	13-9-1	16-2-1
Washington State (Jan. 14)	6-1-3	16-3-6	7-5-0	0-1-0	4-7-2	16-4-2	17-5-1
Washington (Jan. 16)	20-9-1	11-2-5	2-2-0	DNP	5-8-3	15-5-2	3-2-3
at California (Jan. 21)	11-7-1	7-1-6	0-1-0	DNP	6-8-1	7-7-0	9-4-0
at Stanford (Jan. 23)	2-4-0	13-3-4	2-4-0	DNP	3-2-2	14-4-1	27-4-1
Oregon State (Jan. 30)	0-0-1	9-2-4	2-1-0	DNP	0-3-0	9-8-0	7-4-2
at USC (Feb. 6)	3-0-1	7-1-4	3-3-0	DNP	DNP	7-6-1	13-13-4
at Washington State (Feb. 11)	6-1-1	17-3-5	6-5-2	DNP	DNP	7-5-0	25-7-2
at Washington (Feb. 13)	14-6-0	2-0-4	0-2-0	DNP	DNP	3-10-4	32-7-3
Arizona (Feb. 18)	9-6-1	13-2-3	2-1-0	DNP	DNP	25-5-1	9-6-2
Arizona State (Feb. 20)	11-4-2	10-2-6	2-3-0	DNP	DNP	9-10-4	12-3-4
at Utah (Feb. 25)	19-4-3	7-0-5	0-2-0	0-0-0	DNP	11-3-2	18-8-2
at Colorado (Feb. 27)	7-4-0	9-1-4	10-4-0	DNP	DNP	3-8-2	25-5-1
at Oregon (March 3)	23-3-4	6-2-8	6-6-0	DNP	DNP	15-4-1	6-1-1
USC (March 6)							

2020-21 POINTS-REBOUNDS-ASSISTS

OPPONENT	J. KYMAN	K. NWUBA	C. RILEY	D. SINGLETON	C. SMITH	R. STONG
at San Diego State (Nov. 25)	0-1-1	0-1-0	14-12-1	6-1-1	10-0-3	DNP
vs. Pepperdine (Nov. 27)	0-1-0	DNP	13-3-4	9-7-0	26-12-6	DNP
Seattle (Dec. 3)	7-1-0	0-1-0	8-3-1	0-5-1	6-11-2	0-0-0
California (Dec. 6)	4-2-1	DNP	4-2-2	11-1-1	21-4-1	DNP
San Diego (Dec. 9)	4-2-1	0-1-0	11-10-2	2-1-1	12-8-2	0-0-1
Marquette (Dec. 11)	3-0-0	DNP	3-0-0	6-0-0	4-7-0	DNP
vs. Ohio State (Dec. 19)	3-0-0	DNP	15-5-1	5-1-0	6-5-0	DNP
Utah (Dec. 31)	3-0-0	DNP	2-5-1	0-0-0	16-4-2	DNP
Colorado (Jan. 2)	0-0-0	DNP	10-5-2	0-3-0	DNP	DNP
at Arizona State (Jan. 7)	3-0-0	DNP	22-13-2	14-0-2	DNP	DNP
at Arizona (Jan. 9)	2-1-0	0-1-0	9-6-0	3-0-1	DNP	DNP
Washington State (Jan. 14)	10-2-3	0-0-0	12-6-2	3-1-1	DNP	0-1-0
Washington (Jan. 16)	2-3-1	DNP	14-8-1	9-0-1	DNP	DNP
at California (Jan. 21)	5-2-0	DNP	13-6-1	3-0-1	DNP	DNP
at Stanford (Jan. 23)	8-3-2	DNP	3-2-0	0-1-1	DNP	DNP
Oregon State (Jan. 30)	5-0-1	DNP	16-10-2	9-5-2	DNP	DNP
at USC (Feb. 6)	7-0-0	0-1-0	DNP	0-2-1	DNP	DNP
at Washington State (Feb. 11)	5-0-1	0-0-0	4-1-0	3-1-1	DNP	DNP
at Washington (Feb. 13)	0-1-1	DNP	5-4-1	6-2-0	DNP	DNP
Arizona (Feb. 18)	4-3-0	0-1-0	10-4-2	0-1-0	DNP	DNP
Arizona State (Feb. 20)	0-0-0	2-2-0	17-4-0	8-3-0	DNP	DNP
at Utah (Feb. 25)	3-1-0	DNP	15-5-0	3-1-0	DNP	DNP
at Colorado (Feb. 27)	0-0-0	0-0-0	7-3-2	0-0-0	DNP	DNP
at Oregon (March 3)	DNP	DNP	11-4-2	3-2-1	DNP	DNP
USC (March 6)						

2020-21 STARTING LINEUPS & STAT LEADERS

STARTING LINEUPS

DATE	OPPONENT	W/L	SCORE					
11/25/20	at San Diego State ¹	L	58-73	Tyger Campbell	Jules Bernard	Jaime Jaquez Jr.	Chris Smith	Cody Riley
11/27/20	vs. Pepperdine ¹	3-OT W	107-98	Tyger Campbell	Jules Bernard	Jaime Jaquez Jr.	Chris Smith	Cody Riley
12/03/20	Seattle	W	78-52	Tyger Campbell	Jules Bernard	Jaime Jaquez Jr.	Chris Smith	Cody Riley
12/06/20	California *	W	76-56	Tyger Campbell	Jules Bernard	Jaime Jaquez Jr.	Chris Smith	Cody Riley
12/09/20	San Diego	W	83-56	Tyger Campbell	Jules Bernard	Jaime Jaquez Jr.	Chris Smith	Cody Riley
12/11/20	Marquette	W	69-60	Tyger Campbell	Johnny Juzang	Jaime Jaquez Jr.	Chris Smith	Cody Riley
12/19/20	vs. Ohio State ²	L	70-77	Tyger Campbell	Johnny Juzang	Jaime Jaquez Jr.	Chris Smith	Cody Riley
12/31/20	Utah *	W	72-70	Tyger Campbell	Johnny Juzang	Jaime Jaquez Jr.	Chris Smith	Cody Riley
01/02/21	Colorado *	W	65-62	Tyger Campbell	Johnny Juzang	Jules Bernard	Jaime Jaquez Jr.	Cody Riley
01/07/21	at Arizona State *	OT W	81-75	Tyger Campbell	Johnny Juzang	Jules Bernard	Jaime Jaquez Jr.	Cody Riley
01/09/21	at Arizona *	W	81-76	Tyger Campbell	Johnny Juzang	Jules Bernard	Jaime Jaquez Jr.	Cody Riley
01/14/21	Washington State *	W	91-61	Tyger Campbell	Johnny Juzang	Jules Bernard	Jaime Jaquez Jr.	Cody Riley
01/16/21	Washington *	W	81-76	Tyger Campbell	Johnny Juzang	Jules Bernard	Jaime Jaquez Jr.	Cody Riley
01/21/21	at California *	W	61-57	Tyger Campbell	Johnny Juzang	Jules Bernard	Jaime Jaquez Jr.	Cody Riley
01/23/21	vs. Stanford *	OT L	72-73	Tyger Campbell	Johnny Juzang	Jules Bernard	Jaime Jaquez Jr.	Cody Riley
01/30/21	Oregon State *	W	57-52	Tyger Campbell	Johnny Juzang	Jules Bernard	Jaime Jaquez Jr.	Cody Riley
02/06/21	at USC *	L	48-66	Tyger Campbell	Johnny Juzang	Jules Bernard	Jaime Jaquez Jr.	Kenneth Nwuba
02/11/21	at Washington State *	L	73-81	Tyger Campbell	David Singleton	Johnny Juzang	Jaime Jaquez Jr.	Cody Riley
02/13/21	at Washington *	W	64-61	Tyger Campbell	David Singleton	Johnny Juzang	Jaime Jaquez Jr.	Cody Riley
02/18/21	Arizona *	W	74-60	Tyger Campbell	David Singleton	Johnny Juzang	Jaime Jaquez Jr.	Cody Riley
02/20/21	Arizona State *	W	80-79	Tyger Campbell	David Singleton	Johnny Juzang	Jaime Jaquez Jr.	Cody Riley
02/25/21	at Utah *	W	76-61	Tyger Campbell	David Singleton	Johnny Juzang	Jaime Jaquez Jr.	Cody Riley
02/27/21	at Colorado *	L	71-60	Tyger Campbell	David Singleton	Johnny Juzang	Jaime Jaquez Jr.	Cody Riley
03/03/21	at Oregon *	L	74-82	Tyger Campbell	David Singleton	Johnny Juzang	Jaime Jaquez Jr.	Cody Riley
03/06/21	USC *							

¹ at San Diego State's Viejas Arena

² CBS Sports Classic (Cleveland, Ohio)

* Pac-12 Conference game

STATISTICAL LEADERS

DATE	OPPONENT	W/L	SCORE	POINTS	REBOUNDS	ASSISTS	STEALS	BLOCKS
11/25/20	at San Diego State ¹	L	58-73	Jaquez Jr. 17	Riley 12	Campbell 4	Kyman 1	Nwuba, Riley 1
11/27/20	vs. Pepperdine ¹	3-OT W	107-98	Smith 26	Smith 12	Campbell 7	five players 1	three players 1
12/03/20	Seattle	W	78-52	Campbell 17	Smith 11	Campbell 6	two players 2	Hill 3
12/06/20	California *	W	76-56	Smith 21	Hill 7	Campbell 12	Smith 2	none
12/09/20	San Diego	W	83-56	Jaquez Jr. 17	Hill, Riley 10	Campbell 5	Smith 2	Jaquez Jr. 4
12/11/20	Marquette	W	69-60	Jaquez Jr. 18	Bernard, Smith 7	Campbell 9	Bernard, Smith 2	Hill 3
12/19/20	vs. Ohio State ²	L	70-77	Riley 15	Bernard, Jaquez 6	Campbell 5	three players 1	Hill 1
12/31/20	Utah *	W	72-70	Smith 16	three players 5	Campbell 10	Campbell 2	three players 1
01/02/21	Colorado *	W	65-62	Jaquez Jr. 14	Bernard 7	Campbell 7	Campbell 3	Jaquez Jr. 1
01/07/21	at Arizona State *	OT W	81-75	Riley 22	Riley 13	Campbell 5	three players 1	Riley 2
01/09/21	at Arizona *	W	81-76	Campbell 22	Jaquez Jr. 9	Campbell 2	four players 1	none
01/14/21	Washington State *	W	91-61	Juzang 17	Hill 7	Campbell 6	three players 1	Hill 3
01/16/21	Washington *	W	81-76	Bernard 20	Bernard 9	Campbell 5	two players 2	Hill, Juzang 1
01/21/21	at California *	W	61-57	Riley 13	Hill 8	Campbell 6	Jaquez Jr. 3	Juzang 2
01/23/21	vs. Stanford *	OT L	72-73	Juzang 27	four players 4	Campbell 4	Juzang 3	Jaquez Jr. 2
01/30/21	Oregon State *	W	57-52	Riley 16	Riley 10	Campbell 4	three players 2	Jaquez Jr. 1
02/06/21	at USC *	L	48-66	Juzang 13	Juzang 13	Campbell, Juzang 4	Bernard 2	Etienne 2
02/11/21	at Washington State *	L	73-81	Juzang 25	Juzang 7	Campbell 5	Campbell 4	Clark 2
02/13/21	at Washington *	W	64-61	Juzang 32	Jaquez Jr. 10	Campbell, Jaquez Jr. 4	Jaquez Jr., Riley 1	three players 1
02/18/21	Arizona *	W	74-60	Jaquez Jr. 25	Bernard, Juzang 6	Campbell 3	Jaquez Jr., Kyman 3	Riley 1
02/20/21	Arizona State *	W	80-79	Riley 17	Jaquez Jr. 10	Campbell 6	three players 1	Jaquez Jr. 1
02/25/21	at Utah *	W	76-61	Bernard 19	Juzang 8	Campbell 5	Juzang 2	Jaquez Jr. 2
02/27/21	at Colorado *	L	61-70	Juzang 25	Jaquez Jr. 8	Campbell 4	three players 1	Clark 1
03/03/21	at Oregon *	L	74-82	Bernard 23	Clark 6	Campbell 8	three players 1	Jaquez Jr. 1
03/06/21	USC *							

¹ at San Diego State's Viejas Arena

² CBS Sports Classic (Cleveland, Ohio)

* Pac-12 Conference game

UCLA's SEASON/CAREER STATS

2020-21 ROSTER

Summary

Player	Season Statistics										Career Statistics									
	GP-GS	MIN/G	FG%	3FG%	FT%	R/G	A/G	STL	BLK	PTS/G	GP-GS	MIN/G	FG%	3FG%	FT%	R/G	A/G	STL	BLK	PTS/G
BERNARD, Jules	24-20	27.7	.462	.406	.754	4.5	1.4	13	2	10.0	87-23	19.7	.444	.366	.755	3.3	0.9	46	12	7.6
CAMPBELL, Tyger	24-24	33.6	.433	.255	.770	2.4	5.7	26	0	10.6	55-55	31.6	.394	.262	.714	2.4	5.3	52	0	9.3
CLARK, Jaylen	23-0	8.3	.489	.143	.750	2.0	0.1	3	4	2.3	23-0	8.3	.489	.143	.750	2.0	0.1	3	4	2.3
CREMONESI, Logan	3-0	1.3	.000	.000	.000	0.3	0.0	0	0	0.0	3-0	1.3	.000	.000	.000	0.3	0.0	0	0	0.0
ETIENNE, Mac	8-0	12.5	.688	.000	.300	3.4	0.1	2	2	3.1	8-0	12.5	.688	.000	.300	3.4	0.1	2	2	3.1
HILL, Jalen	14-0	18.5	.556	.000	.674	5.9	1.1	2	15	6.5	77-40	21.3	.546	.000	.708	6.4	1.2	33	61	6.5
JAQUEZ JR., Jaime	24-24	33.6	.490	.382	.650	6.0	1.5	29	16	11.8	55-47	29.8	.472	.345	.702	5.3	1.4	72	28	10.1
JUZANG, Johnny	20-19	31.2	.409	.355	.933	4.3	1.8	15	7	14.2	20-19	31.2	.409	.355	.933	4.3	1.8	15	7	14.2
KYMAN, Jake	23-0	11.9	.388	.318	1.000	1.0	0.5	8	0	3.4	49-0	12.0	.425	.372	.636	1.1	0.4	16	4	4.4
NWUBA, Kenneth	10-1	5.5	.167	.000	.000	0.8	0.0	0	3	0.2	27-1	3.9	.231	.000	.429	0.7	0.1	1	4	0.3
RILEY, Cody	23-23	22.2	.565	.000	.675	5.3	1.3	10	8	10.3	84-48	19.8	.521	.222	.586	4.6	0.9	29	38	8.1
SINGLETON, David	24-1	16.8	.422	.463	1.000	1.6	0.7	9	0	4.3	86-20	18.2	.404	.427	.741	1.5	0.9	46	8	4.6
SMITH, Chris	8-8	28.0	.438	.500	.794	6.4	2.0	7	4	12.6	105-46	20.8	.438	.316	.757	3.8	1.2	60	33	8.0
STONG, Russell	3-0	1.5	.000	.000	.000	0.3	0.3	0	0	0.0	12-0	1.5	.250	.000	.000	0.1	0.1	0	0	0.2

Scoring

Player	Season Statistics								Career Statistics							
	FG-FGA	FG%	3FG-3FGA	3FG%	FT-FTA	FT%	PTS	PTS/G	FG-FGA	FG%	3FG-3FGA	3FG%	FT-FTA	FT%	PTS	PTS/G
BERNARD, Jules	80-173	.462	28-69	.406	52-69	.754	240	10.0	215-484	.444	70-191	.366	157-208	.755	657	7.6
CAMPBELL, Tyger	97-224	.433	14-55	.255	47-61	.770	255	10.6	184-467	.394	38-145	.262	105-147	.714	511	9.3
CLARK, Jaylen	22-45	.489	1-7	.143	9-12	.750	54	2.3	22-45	.489	1-7	.143	9-12	.750	54	2.3
CREMONESI, Logan	0-1	.000	0-0	.000	0-2	.000	0	0.0	0-1	.000	0-0	.000	0-2	.000	0	0.0
ETIENNE, Mac	11-16	.688	0-0	.000	3-10	.300	25	3.1	11-16	.688	0-0	.000	3-10	.300	25	3.1
HILL, Jalen	30-54	.556	0-0	.000	31-46	.674	91	6.5	167-306	.546	0-0	.000	170-240	.708	504	6.5
JAQUEZ JR., Jaime	102-208	.490	26-68	.382	52-80	.650	282	11.8	200-424	.472	51-148	.345	106-151	.702	557	10.1
JUZANG, Johnny	101-247	.409	39-110	.355	42-45	.933	283	14.2	101-247	.409	39-110	.355	42-45	.933	283	14.2
KYMAN, Jake	31-80	.388	14-44	.318	2-2	1.000	78	3.4	82-193	.425	45-121	.372	7-11	.636	216	4.4
NWUBA, Kenneth	1-6	.167	0-0	.000	0-0	.000	2	0.2	3-13	.231	0-0	.000	3-7	.429	9	0.3
RILEY, Cody	91-161	.565	0-2	.000	56-83	.675	238	10.3	268-514	.521	6-27	.222	136-232	.586	678	8.1
SINGLETON, David	35-83	.422	31-67	.463	2-2	1.000	103	4.3	127-314	.404	100-234	.427	40-54	.741	394	4.6
SMITH, Chris	32-73	.438	10-20	.500	27-34	.794	101	12.6	292-666	.438	61-193	.316	199-263	.757	844	8.0
STONG, Russell	0-0	.000	0-0	.000	0-0	.000	0	0.0	1-4	.250	0-2	.000	0-0	.000	2	0.2

Totals

Player	Season Statistics									Career Statistics						
	O-REB	D-REB	TOTAL	PF	FO	A	TO	A/TO	O-REB	D-REB	TOTAL	PF	FO	A	TO	A/TO
BERNARD, Jules	30	78	108	52	1	33	31	1.1	76	213	289	164	3	80	115	0.7
CAMPBELL, Tyger	9	48	57	49	1	136	48	2.8	29	102	131	111	1	292	104	2.8
CLARK, Jaylen	17	29	46	24	0	3	8	0.4	17	29	46	24	0	3	8	0.4
CREMONESI, Logan	0	1	1	1	0	0	0	0.0	0	1	1	1	0	0	0	0.0
ETIENNE, Mac	9	18	27	5	0	1	7	0.1	9	18	27	5	0	1	7	0.1
HILL, Jalen	26	56	82	23	0	16	16	1.0	163	326	489	158	0	93	108	0.9
JAQUEZ JR., Jaime	45	100	145	53	1	35	32	1.1	94	200	294	129	2	77	78	1.0
JUZANG, Johnny	17	68	85	33	0	36	33	1.1	17	68	85	33	0	36	33	1.1
KYMAN, Jake	4	19	23	17	0	12	9	1.3	9	47	56	38	0	19	19	1.0
NWUBA, Kenneth	3	5	8	12	0	0	1	0.0	8	11	19	27	0	2	6	0.3
RILEY, Cody	35	86	121	67	3	29	45	0.6	113	271	384	229	8	74	142	0.5
SINGLETON, David	2	36	38	20	0	16	10	1.6	10	122	132	89	1	80	36	2.2
SMITH, Chris	13	38	51	19	1	16	20	0.8	98	303	401	194	3	126	182	0.7
STONG, Russell	0	1	1	0	0	1	0	0.0	0	1	1	1	0	1	1	1.0

2020-21 PAC-12 STATISTICS

Pac-12: 13-5 Home: 8-0 Away: 5-4 Neutral: 0-1

Game Records

Record	Overall	Home	Away	Neutral
ALL GAMES	13-5	8-0	5-4	0-1
CONFERENCE	13-5	8-0	5-4	0-1
NON-CONFERENCE	0-0	0-0	0-0	0-0

Score by Periods

Team	1st	2nd	OT	TOT
UCLA	599	658	30	1287
Opponents	581	612	25	1218

Team Box Score

No.	Player				Total		3-Point		F-Throw		Rebounds								PTS	AVG		
		GP-GS	MIN	AVG	FG-FGA	FG%	3FG-FGA	3FG%	FT-FTA	FT%	OFF	DEF	TOT	AVG	PF	DQ	A	TO			BLK	STL
5	SMITH, Chris	2-2	53:34	26.8	14-21	.667	5-6	.833	4-5	.800	2	6	8	4.0	6	0	3	6	0	2	37	18.5
3	JUZANG, Johnny	17-17	546:49	32.2	89-216	.412	36-94	.383	37-39	.949	14	63	77	4.5	29	0	33	31	7	13	251	14.8
4	JAQUEZ JR., Jaime	18-18	597:41	33.2	73-152	.480	16-46	.348	36-56	.643	34	75	109	6.1	35	1	24	24	11	24	198	11.0
10	CAMPBELL, Tyger	18-18	595:54	33.1	74-162	.457	9-34	.265	31-41	.756	6	34	40	2.2	35	1	100	40	0	20	188	10.4
2	RILEY, Cody	17-17	380:33	22.4	67-120	.558	0-2	.000	40-57	.702	27	61	88	5.2	48	2	20	32	7	10	174	10.2
1	BERNARD, Jules	18-16	502:27	27.9	60-135	.444	23-54	.426	33-46	.717	18	59	77	4.3	34	0	26	25	1	9	176	9.8
24	HILL, Jalen	10-0	174:25	17.4	18-30	.600	0-0	.000	20-26	.769	17	37	54	5.4	17	0	12	13	7	2	56	5.6
34	SINGLETON, David	18-1	274:46	15.3	26-56	.464	23-46	.500	0-0	.000	0	23	23	1.3	10	0	13	5	0	5	75	4.2
13	KYMAN, Jake	17-0	205:28	12.1	24-60	.400	11-33	.333	2-2	1.000	3	15	18	1.1	14	0	10	8	0	6	61	3.6
12	ETIENNE, Mac	8-0	99:43	12.5	11-16	.688	0-0	.000	3-10	.300	9	18	27	3.4	5	0	1	7	2	2	25	3.1
0	CLARK, Jaylen	18-0	169:25	9.4	18-40	.450	1-7	.143	7-10	.700	17	25	42	2.3	20	0	3	7	4	3	44	2.4
14	NWUBA, Kenneth	7-1	45:02	6.4	1-5	.200	0-0	.000	0-0	.000	2	3	5	0.7	10	0	0	0	2	0	2	0.3
23	CREMONESI, Logan	2-0	02:18	1.2	0-1	.000	0-0	.000	0-2	.000	0	1	1	0.5	1	0	0	0	0	0	0	0.0
43	STONG, Russell	1-0	01:55	1.9	0-0	.000	0-0	.000	0-0	.000	0	1	1	1.0	0	0	0	0	0	0	0	0.0
Team											19	19	38					5				
Total		18	3650		475-1014	.468	124-322	.385	213-294	.724	168	440	608	33.8	264	4	245	203	41	96	1287	71.5
Opponents		18	3650		444-991	.448	145-380	.382	185-250	.740	133	405	538	29.9	302	9	219	210	48	88	1218	67.7

Team Statistics

	UCLA	OPP
Scoring	1287	1218
Points per game	71.5	67.7
Scoring margin	+3.8	-
Field goals-att	475-1014	444-991
Field goal pct	.468	.448
3 point fg-att	124-322	145-380
3-point FG pct	.385	.382
3-pt FG made per game	6.9	8.1
Free throws-att	213-294	185-250
Free throw pct	.724	.740
F-Throws made per game	11.8	10.3
Rebounds	608	538
Rebounds per game	33.8	29.9
Rebounding margin	+3.9	-
Assists	245	219
Assists per game	13.6	12.2
Turnovers	203	210
Turnovers per game	11.3	11.7
Turnover margin	+0.4	-
Assist/turnover ratio	1.2	1.0
Steals	96	88
Steals per game	5.3	4.9
Blocks	41	48
Blocks per game	2.3	2.7
Winning streak	0	-
Home win streak	8	-
Attendance	0	81
Home games-Avg/Game	8-0	9-9
Neutral site-Avg/Game	-	1-1

Team Results

Date	Opponent		Score	Att.
12/06/2020	California	W	76-56	0
12/31/2020	Utah	W	72-70	0
01/02/2021	Colorado	W	65-62	0
01/07/2021	at Arizona St.	Wot	81-75	0
01/09/2021	at Arizona	W	81-76	0
01/14/2021	Washington St.	W	91-61	0
01/16/2021	Washington	W	81-76	0
01/21/2021	at California	W	61-57	0
01/23/2021	vs Stanford	Lot	72-73	1
01/30/2021	Oregon St.	W	57-52	0
02/06/2021	at Southern California	L	48-66	0
02/11/2021	at Washington St.	L	73-81	0
02/13/2021	at Washington	W	64-61	0
02/18/2021	Arizona	W	74-60	0
02/20/2021	Arizona St.	W	80-79	0
02/25/2021	at Utah	W	76-61	0
02/27/2021	at Colorado	L	61-70	81
03/03/2021	at Oregon	L	74-82	0

2020-21 OVERALL STATISTICS

Overall: 17-7 Home: 11-0 Away: 5-5 Neutral: 1-2 Pac-12: 13-5

Game Records

Record	Overall	Home	Away	Neutral
ALL GAMES	17-7	11-0	5-5	1-2
CONFERENCE	13-5	8-0	5-4	0-1
NON-CONFERENCE	4-2	3-0	0-1	1-1

Score by Periods

Team	1st	2nd	OT	TOT
UCLA	809	876	67	1752
Opponents	779	802	53	1634

Team Box Score

No.	Player				Total		3-Point		F-Throw		Rebounds								PTS	AVG		
		GP-GS	MIN	AVG	FG-FGA	FG%	3FG-FGA	3FG%	FT-FTA	FT%	OFF	DEF	TOT	AVG	PF	DQ	A	TO			BLK	STL
3	JUZANG, Johnny	20-19	623:20	31.2	101-247	.409	39-110	.355	42-45	.933	17	68	85	4.3	33	0	36	33	7	15	283	14.2
5	SMITH, Chris	8-8	224:16	28.0	32-73	.438	10-20	.500	27-34	.794	13	38	51	6.4	19	1	16	20	4	7	101	12.6
4	JAQUEZ JR., Jaime	24-24	806:18	33.6	102-208	.490	26-68	.382	52-80	.650	45	100	145	6.0	53	1	35	32	16	29	282	11.8
10	CAMPBELL, Tyger	24-24	805:57	33.6	97-224	.433	14-55	.255	47-61	.770	9	48	57	2.4	49	1	136	48	0	26	255	10.6
2	RILEY, Cody	23-23	511:41	22.2	91-161	.565	0-2	.000	56-83	.675	35	86	121	5.3	67	3	29	45	8	10	238	10.3
1	BERNARD, Jules	24-20	664:31	27.7	80-173	.462	28-69	.406	52-69	.754	30	78	108	4.5	52	1	33	31	2	13	240	10.0
24	HILL, Jalen	14-0	258:37	18.5	30-54	.556	0-0	.000	31-46	.674	26	56	82	5.9	23	0	16	16	15	2	91	6.5
34	SINGLETON, David	24-1	402:31	16.8	35-83	.422	31-67	.463	2-2	1.000	2	36	38	1.6	20	0	16	10	0	9	103	4.3
13	KYMAN, Jake	23-0	273:28	11.9	31-80	.388	14-44	.318	2-2	1.000	4	19	23	1.0	17	0	12	9	0	8	78	3.4
12	ETIENNE, Mac	8-0	99:43	12.5	11-16	.688	0-0	.000	3-10	.300	9	18	27	3.4	5	0	1	7	2	2	25	3.1
0	CLARK, Jaylen	23-0	191:45	8.3	22-45	.489	1-7	.143	9-12	.750	17	29	46	2.0	24	0	3	8	4	3	54	2.3
14	NWUBA, Kenneth	10-1	54:32	5.5	1-6	.167	0-0	.000	0-0	.000	3	5	8	0.8	12	0	0	1	3	0	2	0.2
23	CREMONESI, Logan	3-0	03:47	1.3	0-1	.000	0-0	.000	0-2	.000	0	1	1	0.3	1	0	0	0	0	0	0	0.0
43	STONG, Russell	3-0	04:34	1.5	0-0	.000	0-0	.000	0-0	.000	0	1	1	0.3	0	0	1	0	0	0	0	0.0
Team											31	26	57				8					
Total		24	4925		633-1371	.462	163-442	.369	323-446	.724	241	609	850	35.4	375	7	334	268	61	124	1752	73.0
Opponents		24	4925		590-1347	.438	186-528	.352	268-360	.744	192	546	738	30.8	436	15	294	286	65	118	1634	68.1

Team Statistics

	UCLA	OPP
Scoring	1752	1634
Points per game	73.0	68.1
Scoring margin	+4.9	-
Field goals-att	633-1371	590-1347
Field goal pct	.462	.438
3 point fg-att	163-442	186-528
3-point FG pct	.369	.352
3-pt FG made per game	6.8	7.8
Free throws-att	323-446	268-360
Free throw pct	.724	.744
F-Throws made per game	13.5	11.2
Rebounds	850	738
Rebounds per game	35.4	30.8
Rebounding margin	+4.7	-
Assists	334	294
Assists per game	13.9	12.3
Turnovers	268	286
Turnovers per game	11.2	11.9
Turnover margin	+0.8	-
Assist/turnover ratio	1.2	1.0
Steals	124	118
Steals per game	5.2	4.9
Blocks	61	65
Blocks per game	2.5	2.7
Winning streak	0	-
Home win streak	11	-
Attendance	0	81
Home games-Avg/Game	11-0	10-8
Neutral site-Avg/Game	-	3-0

Team Results

Date	Opponent	Score	Att.
11/25/2020	at San Diego St.	L	58-73
11/27/2020	vs Pepperdine	Wot3	107-98
12/03/2020	Seattle U	W	78-52
12/06/2020	California	W	76-56
12/09/2020	San Diego	W	83-56
12/11/2020	Marquette	W	69-60
12/19/2020	vs Ohio St.	L	70-77
12/31/2020	Utah	W	72-70
01/02/2021	Colorado	W	65-62
01/07/2021	at Arizona St.	Wot	81-75
01/09/2021	at Arizona	W	81-76
01/14/2021	Washington St.	W	91-61
01/16/2021	Washington	W	81-76
01/21/2021	at California	W	61-57
01/23/2021	vs Stanford	Lot	72-73
01/30/2021	Oregon St.	W	57-52
02/06/2021	at Southern California	L	48-66
02/11/2021	at Washington St.	L	73-81
02/13/2021	at Washington	W	64-61
02/18/2021	Arizona	W	74-60
02/20/2021	Arizona St.	W	80-79
02/25/2021	at Utah	W	76-61
02/27/2021	at Colorado	L	61-70
03/03/2021	at Oregon	L	74-82