

2020-21 SCHEDULE

NOVEMBER	RESULT	SCORE
25 Eastern Washington	PPD	PPD
DECEMBER	RESULT	SCORE
2 vs. Missouri ¹	L	75-83
4 vs. Seton Hall ¹	W	83-70
7 Eastern Washington	W	69-52
9 Florida A&M	W	87-66
12 at Washington*	W	74-71
17 San Francisco	W	74-64
19 Portland	W	80-41
23 UCLA*	PPD	PPD
31 California*	W	82-69
JANUARY	RESULT	SCORE
2 Stanford*	W	73-56
7 at Colorado*	L	72-79
9 at Utah*	W	79-73
14 Arizona State*	PPD	PPD
16 Arizona*	PPD	PPD
19 UCLA*	PPD	PPD
23 Oregon State*	L	64-75
28 at No. 23 UCLA*	PPD	PPD
30 at USC*	PPD	PPD
FEBRUARY	RESULT	SCORE
1 at UCLA*	PPD	PPD
4 Washington State*	L	71-74
6 Washington*	W	86-74
11 at Arizona State*	W	75-64
13 at Arizona*	W	63-61
18 Colorado*	W	60-56
20 Utah*	W	67-64
22 at No. 19 USC*	L	58-72
25 at Stanford*	W	71-68
27 at California*	W	74-63
MARCH	TIME	TV
1 Arizona*	W	80-69
3 UCLA*	W	82-74
7 at Oregon State*	5:00 PM	FS1
11 Pac-12 Tournament ²	TBA	Pac-12 Net/
12-13 Pac-12 Tournament ²	TBA	ESPN/2

* Denotes Pac-12 game

1 - CHI Health Center Omaha, Omaha, Neb.

2 - Pac-12 Tournament, T-Mobile Arena, Las Vegas, Nev.



DUCK MEN'S BASKETBALL

OREGON (18-5, 13-4) at OREGON STATE (14-11, 10-9)



Date	Sunday, March 7, 2021
Tip Time	5:05 p.m. PT
Site / Stadium / Capacity	Corvallis, Ore. / Gill Coliseum / Stadium Capacity / 9,604
Television	FS1
	Rich Burk, play-by-play; Dave Miller, analyst
Radio	Oregon Sports Network (95.3 FM KUJZ in Eugene/Springfield)
	Joey McMurry, play-by-play
Live Stats	GoDucks.com
Live Audio	GoDucks.com
Twitter	@OregonMBB
Internet	tunein.com
Satellite Radio	Sirius ch. NA / XM ch. 384 / Internet 974

SERIES HISTORY

All-Time	Oregon State leads, 191-164
Last Meeting	Oregon State 75, Oregon 64, Jan. 23, 2021 (Eugene, Ore.)
Current Streak	Beavers +1
Last Oregon Win	Oregon 69, Oregon State 54, Feb. 27, 2020 (Eugene, Ore.)
Last OSU Win	Oregon State 75, Oregon 64, Jan. 23, 2021 (Eugene, Ore.)

THE STARTING 5

Oregon closes out the regular season with a trip up the Willamette Valley to Corvallis to face Oregon State Sunday at 5 p.m. (FS1).

- 1 – The Ducks and Beavers will be playing for the NCAA-leading 356th time on Sunday.
- 2 – Combined, Oregon's four scholarship seniors - **Chris Duarte**, **LJ Figueroa**, **Eugene Omoruyi** and **Amauri Hardy** - are averaging more than 50 points per game (50.5). In the last three games, that quartet has scored 58 (California, Feb. 27), 57 (Arizona, March 1) and 56 (UCLA, Wednesday).
- 3 – Under coach **Dana Altman**, Oregon has the best record in the conference during the second half of Pac-12 play. Over the last 11 seasons, the Ducks have won more than 70 percent of their games (70-28) on the back half of the schedule.
- 4 – 2020-21 is Oregon's 11th consecutive winning season, a program first. **Dana Altman** also extended his streak of winning seasons as a head coach to 24; an active streak shared by only by Altman and four Hall of Famers: Jim Boeheim, Mike Krzyzewski, Bill Self and Tom Izzo.
- 5 – **Chris Duarte** is one of five national finalists for the Jerry West Point Guard of the Year Award. *He is one of only three Division I players in the country averaging at least 17.0 points and 1.9 steals per game while shooting 50 percent from the field.*
- BENCH – Under **Dana Altman**, Oregon has won 90 percent of its games (190-21) when holding opponents below 70 points.
- BENCH – Oregon has won 277 games over the last 11 seasons, a program best.
- BENCH – Oregon leads the Pac-12 in steals (7.6 per game) and three-point field goals (8.1 per game).

UNIVERSITY OF OREGON - STARTERS (tentative)

No.	Name	Pos.	Ht.	Wt.	Cl.	Ex.	Hometown	PPG	RPG	OTHER
2	Eugene Omoruyi	F	6-6	235	R-Sr.	RS	Rexdale, Ontario	16.9	5.4	36.4 3FG Pct.
50	Eric Williams Jr.	F	6-6	214	R-Jr.	RS	Port Huron, Mich.	10.5	6.4	34.7 3FG Pct.
12	LJ Figueroa	G/F	6-6	200	Sr.	TR	Lawrence, Mass.	11.9	6.4	38.0 3FG Pct.
0	Will Richardson	G	6-5	180	Jr.	2V	Hinesville, Ga.	10.0	2.7	3.0 apg
5	Chris Duarte	G	6-6	190	Sr.	1V	Puerto Plata, D.R.	17.7	4.8	43.4 3FG Pct.

UNIVERSITY OF OREGON - BENCH

No.	Name	Pos.	Ht.	Wt.	Cl.	Ex.	Hometown	PPG	RPG	OTHER
13	Chandler Lawson	F	6-8	205	So.	1V	Memphis, Tenn.	4.5	3.1	
11	Amauri Hardy	G	6-2	190	Sr.	TR	Detroit, Mich.	4.0	1.3	2.5 apg
24	Aaron Estrada	G	6-4	207	So.	TR	Woodbury, N.J.	4.0	2.3	
3	Jalen Terry	G	6-0	165	Fr.	HS	Flint, Mich.	3.1	1.4	39.4 3FG Pct.
22	Franck Kepnang	C	6-11	250	Fr.	HS	Yaoundé, Cameroon	2.3	1.3	1.1 bpg
15	Lök Wur	F	6-8	200	R-Fr.	RS	Omaha, Neb.	1.9	1.3	
54	Will Johnson	G	6-1	180	R-Jr.	1V	Pacific Palisades, Calif.	0.8	0.6	
10	Gabe Reichle	G	6-2	175	Fr.	HS	Wilsonville, Ore.	0.8	0.0	
25	Luke Osborn	G	6-6	200	R-Sr.	2V	Clackamas, Ore.	0.0	0.5	
4	Eddy Ionescu	G	6-6	190	R-Sr.	1V	Walnut Creek, Calif.	0.0	0.0	
1	INJ - N'Faly Dante	C	6-11	250	So.	1V	Bamako, Mali	8.2	5.8	.656 FG Pct.

ROSTER

UNIVERSITY QUICK FACTS

Name	University of Oregon
Location	Eugene, Ore.
Founded	1876
Enrollment	23,000
Nickname	Ducks
Mascot	The Duck
Colors	Green and Yellow
President	Michael Schill
Athletic Director	Rob Mullens
Faculty Representative	Tim Gleason
Facility	Matthew Knight Arena
Capacity	12,364
Press Row Phone	(541) 346-4497
Athletic Dept. Phone	(541) 346-4481
Ticket Office Phone	(541) 346-4461

BASKETBALL QUICK FACTS

First Season	1902-03 (116th year)
All-Time Record	1,707-1,376
All-Time Postseason Record	44-28 (28 Appearances)
NCAA Tournament Appearances	16 (25-15, Last: 2019)
..... '39*, '45, '60-'61, '95, '00, '02-'03, '07-'08, '13-'17, '19	
National Championships	1 (1939)
NIT Appearances	11 (14-12, Last: 2018)
..... '75, '76, '77, '84, '88, '90, '97, '99, '04, '12, '18	
CBI Appearances	1 (5-1, Last: 2011+)
.....	*National Champions
.....	+CBI Champions
2019-20 Overall Record	24-7
2019-20 Pac-12 Record (Finish)	13-5 (1st)
2018-19 NCAA Tournament	Sweet 16
Final Ranking	13 (AP)/14 (Coaches)
Letterwinners Returning/Lost	4/6
Starters Returning/Lost	3/2
Newcomers	9
Key Returnees	N'Faly Dante, Chris Duarte,
.....	Chandler Lawson, Will Richardson
Key Losses	Shakur Juiston, Anthony Mathis,
.....	Francis Okoro, Payton Pritchard
Head Coach	Dana Altman (11th year)
Record at Oregon	277-108
Career Record	810-375 (36th year)
NCAA Division I Record	687-351 (32nd year)
Associate Head Coach	Tony Stubblefield
Assistant Coach	Kevin McKenna
Assistant Coach	Mike Mennenga
Director of Basketball Operations	Josh Jamieson
Strength Coach	Evan VanBecelaere
Athletic Trainer	Clay Jamieson
Men's Basketball Contact	Greg Walker
Office Phone	(541) 346-2252
Cell Phone	(541) 954-8775
Email	gswalker@uoregon.edu
Sr. Assoc. A.D., Communications	Jimmy Stanton
Office Phone	(541) 346-5538
Cell Phone	(615) 975-7322
Email	jstanton@uoregon.edu
Athletics Website	GoDucks.com

2020-21 OREGON MEN'S BASKETBALL NUMERICAL ROSTER

No.	Name	Pos	Ht.	Wt.	Cl.	Exp.	Hometown (High School / College)
0	Will Richardson	G	6-5	180	Jr.	2V	Hinesville, Ga. (Oak Hill Academy)
1	N'Faly Dante	C	6-11	250	So.	1V	Bamako, Mali (Sunrise (Kan.) Christian Academy)
2	Eugene Omoruyi	F	6-6	235	R-Sr.	RS	Rexdale, Ontario (Orangeville Prep / Rutgers)
3	Jalen Terry	G	6-0	165	Fr.	HS	Flint, Mich. (Beecher High School)
4	Eddy Ionescu	G	6-6	190	R-Sr.	1V	Walnut Creek, Calif. (Miramonte High School / City College of San Francisco)
5	Chris Duarte	G	6-6	190	Sr.	1V	Puerto Plata, Dominican Republic (Redemption Christian / Northwest Florida State College)
10	Gabe Reichle	G	6-2	175	Fr.	HS	Wilsonville, Ore. (Wilsonville High School)
11	Amauri Hardy	G	6-2	190	Sr.	TR	Detroit, Mich. (North Farmington High School / UNLV)
12	LJ Figueroa	G/F	6-6	200	Sr.	TR	Lawrence, Mass. (West Oaks Academy (Fla.) / Odessa JC / St. John's)
13	Chandler Lawson	F	6-8	205	So.	1V	Memphis, Tenn. (Wooddale High School)
15	Lök Wur	F	6-8	200	R-Fr.	RS	Omaha, Neb. (Papillion La Vista South High School)
22	Franck Kepnang	C	6-11	250	Fr.	HS	Yaoundé, Cameroon (Westtown (Pa.) HS)
24	Aaron Estrada	G	6-4	207	So.	TR	Woodbury, N.J. (St. Benedict's High School / Saint Peter's)
25	Luke Osborn	G	6-6	200	R-Sr.	2V	Clackamas, Ore. (Tualatin High School / Clark CC)
50	Eric Williams Jr.	F	6-6	214	R-Jr.	RS	Port Huron, Mich. (New Haven High School / Duquesne)
54	Will Johnson	G	6-1	180	R-Jr.	1V	Pacific Palisades, Calif. (Palisades High School)

Head Coach: Dana Altman (Eastern New Mexico, 1980; Western State, 1981), 11th year (277-108)

Career Record: 810-375 (36th year);

NCAA Division I Record: 687-351 (32nd year)

Associate Head Coach:

Tony Stubblefield (Nebraska-Omaha, 1995), 11th year;

Assistant Coaches:

Kevin McKenna (Creighton, 1993), 11th year;

Mike Mennenga (Morehead State, 1993), 7th year

Director of Operations:

Josh Jamieson (Southern Oregon, 2000), 17th year

Strength & Conditioning Coach:

Evan VanBecelaere (Kansas, 2013), 3rd year

Athletic Trainer:

Clay Jamieson (Arizona, 1994), 23rd year

Video Coordinator:

Patrick Scully (Oregon, 2017), 2nd year

Graduate Manager: Bryce White

Undergraduate Managers: Tyler Liang, Brian O'Reilly, Jacob Ortega, Payton Sieveke, Sam Stack

Administrative Assistant: Blake McMahon

Pronunciation Guide

N'Faly Dante	nn-FALL-ee
Amauri Hardy	uh-MAR-ee
Eddy Ionescu	yoh-NESS-coo
Franck Kepnang	FRANK
	KEP-nong (like SONG)
Mike Mennenga	MEN-eh-gah
Eugene Omoruyi	oh-moh-ROO-yee
Gabe Reichle	RIKE-ul
Lök Wur	luke war

OREGON SPORTS NETWORK - RADIO

Baker City	KKBC, 95.3 FM
Bend	KBND, 1110AM / 100.1 FM
Coos Bay	KWRO, 630 AM / 101.1 FM
Eugene/Springfield	KUJZ 95.3 FM*
Florence	KCST, 106.9 FM
Hood River	KIHR, 1340 AM / 98.3 FM
Klamath Falls	KRJW, 1240 AM
La Grande	KRJT, 105.9 FM
Lebanon	KGAL, 1580 AM
Lincoln City	KBCH, 1400 AM
Medford	KCMX, 880 AM
Portland	The Fan, 1080AM*
Roseburg	KQEN, 1240 AM
Salem	KYKN, 1430 AM
Waldport	KWDP, 820 AM

TuneIn Radio | GoDucks GameDay App
GoDucks.com/LiveAudio

* Flagship Station

All regular-season games are broadcast on the 18-station Oregon Sports Network from Learfield IMG College. Joey McMurry, in his third season, and Jerry Allen, in his 33rd season, have the action. Oregon games can also be heard (on a game-to-game basis) on Sirius and XM satellite radio.

INTERNET COVERAGE FOR OREGON MBB

Live audio and stats will be available for all games on goducks.com. UO basketball representatives will make periodic appearances throughout the season on **Duck Insider**, a daily sports radio show webcast on Facebook.com/goducks, hosted by Joey McMurry from 1-2 p.m. that features interviews with coaches and student-athletes. From January to March, Oregon men's and women's basketball coaches and players join Joey McMurry and Terry Jonz on Tip-off Tuesday, the Oregon basketball coaches show. Tune in every Tuesday at 7 p.m. across OSN and watch the show on the Oregon basketball Facebook and Twitter pages.

2020-21 DUCKS IN THE POLLS

Week	AP	Coaches
Preseason	20	20
11/30	21	No Poll
12/7	RV	RV
12/14	RV	RV
12/21	25	24
12/28	21	17
1/4	17	15
1/11	22	17
1/18	21	21
1/25	RV	25
2/1	RV	RV
2/8	---	RV
2/15	RV	25
2/22	RV	23
3/1	RV	25

HONORS

Chris Duarte

Jerry West Shooting Guard of the Year Finalist (5)
College Hoops Today All-American, 3rd Team
Jerry West Shooting Guard of the Year Award Top 10
Midseason All-America Third Team, College Hoops Today
Pac-12 Player of the Week (1-4)
Preseason All-Pac-12 First Team
2020 All-Pac-12 Honorable Mention
2020 Pac-12 All-Defensive Team Honorable Mention

Eugene Omoruyi

Pac-12 Player of the Week (12-7)

Will Richardson

Preseason All-Pac-12 First Team

DOUBLE-DOUBLES

	PTS	REB
LJ Figueroa (Season - 4; Career - 12)		
Eastern Washington (12-7-20)	12	10
Stanford (1-2-21)	13	12
Washington State (2-4-21)	12	11
California (2-27-21)	20	14
Eugene Omoruyi (Season - 3; Career - 10)		
Missouri (12-2-20)	31	11
Arizona State (2-11-21)	18	10
Stanford (2-25-21)	12	10
Eric Williams Jr. (Season - 1; Career - 18)		
Eastern Washington (12-7-20)	17	10
N'Faly Dante (Season - 1; Career - 1)		
Washington (12-7-20)	12	12
Chris Duarte (Season - 0; Career - 1)		
USC (1-23-20)	30	11
Chandler Lawson (Season - 0; Career - 1)		
Washington (1-18-20)	16	12
Amauri Hardy (Season - 0; Career - 1)		

QUOTABLE

"I don't care what polls say, USC, Colorado and Oregon are top 20 teams. Oregon healthy right now should be ranked - they're probably 7, 8, 9 in the country."

-Mic Cronin, UCLA

"Chris Duarte is an All-American. Imagine he played for Villanova or Duke? Would be part of EVERY conversation regarding the best guards in the sport."

-John Rothstein, College Hoops Today

NOTES

SENIORS LEAD LATE SEASON SURGE

Oregon's resurgence the last month of the season has been led by seniors **Chris Duarte**, **LJ Figueroa** and **Eugene Omoruyi**. The last three games, that trio scored 56 points Wednesday versus UCLA, 57 points Monday against Arizona, and 58 Feb. 27 at California. Duarte had 24 points Feb. 25 at Stanford - 19 in the final 10 minutes - to lead the Ducks. Omoruyi (21) and Figueroa (20) hit 20 points against Cal, while Duarte (22) and Omoruyi (21) hit that mark against Arizona. Duarte led the team with 23 points against UCLA. Those three also accounted for 20 rebounds in the Cal win, 14 by Figueroa.

DUARTE EARNS FIRST ALL-AMERICA AWARD OF THE SEASON

Chris Duarte earned his first all-American award of the 2020-21 season Friday when he was named to the College Hoops Today third team by Jon Rothstein.

DUARTE NAMED A JERRY WEST AWARD FINALIST

Senior guard **Chris Duarte** was named one of five finalists for the Jerry West Shooting Guard of the Year Award by the Naismith Memorial Basketball Hall of Fame. He is the first Jerry West Award finalist in program history. Duarte, from Puerto Plata, Dominican Republic, is one of only three Division I players in the nation averaging 17 points and 1.9 steals per game while shooting 50 percent from the field. Peter Kiss of Bryant and Elijah Ford of Wagner are the others. He leads the Pac-12 in three-pointers made (2.6 per game). In addition to leading the league in three-pointers, Duarte is ranked among the Pac-12's top 10 in six different statistical categories. He is third in scoring (17.7 points per game), second in steals (1.9 per game) fifth in three-point field goal percentage (.434) and 10th in field goal percentage (.538). The other Jerry West Award finalists are Joel Ayayi of Gonzaga, Quentin Grimes of Houston, MaCio Teague of Baylor and Joe Wieskamp of Iowa.

PROTECT THE ROCK

Prior to committing 12 turnovers Wednesday against UCLA, the Ducks committed less than 10 turnovers in the previous three games: 7 at Stanford, 8 at Cal, 7 vs. Arizona. In conference play Oregon is averaging just 10.7 turnovers per game.

SECOND HALF SURGE

Under coach **Dana Altman**, Oregon has the best second half record in the Pac-12. Since the 2010-11 season, Oregon is 70-28 (.714) during the second half of Pac-12 play. That breaks down to 4-5 in 2011, 7-2 in 2012, 5-4 in 2013, 7-2 in 2014, 8-1 in 2015, 7-2 in 2016, 8-1 in 2017, 5-4 in 2018, 6-3 in 2019, 6-3 in 2020 and 7-1 in 2021.

Second Half of Pac-12 Play, 2011-20 (through March 2)

	2020-21 Second Half Record		
Oregon	70-28	.714	7-1
Arizona	66-34	.660	5-5
UCLA	64-34	.653	4-3
Colorado	51-40*	.560	7-3
Utah	49-40*	.551	3-5
Arizona State	47-50	.485	4-3
Stanford	45-55	.450	4-6
California	44-56	.440	1-9
USC	42-57	.424	6-3
Oregon State	40-59	.404	5-4
Washington	40-60	.400	2-8
Washington State	28-71	.283	4-5

*joined Pac-12 in 2011-12

OREGON SETS SCHOOL MARK WITH 11TH STRAIGHT WINNING SEASON

Oregon has locked up its 11th consecutive winning season, a program first. The previous best was 10 winning seasons in a row over the decade between 1923-32, under coaches **William Reinhart** and **George Bohler**. Oregon now has a program-record 276 wins over the last 11 seasons.

DEFENSIVE NOTES

Oregon leads the Pac-12 in steals per game (7.6) and has clamped down on the defensive end in the last couple of weeks. The Ducks recently held three straight opponents to below 40 percent shooting from the field. Arizona State shot 33.3 percent (Feb. 11), Arizona was at 38.6 percent (Feb. 13) and Colorado came in at 33.4 percent (Feb. 18). Overall the Ducks have held six opponent below 40 percent this season.

NUMBERS

OREGON'S 2020-21 RECORD WHEN ...

At home	12-2
On the road.....	6-2
Neutral site.....	1-1
Overtime games	0-0
vs. Top-25 team	0-1
Leading at the half	12-0
Behind at the half.....	5-5
Tied at the half.....	1-0
Game decided by 1-4 points.....	5-1
Game decided by 5-9 points.....	2-2
Game decided by 10-14 points.....	7-2
Game decided by 15 points or more.....	4-0
UO scores under 50 points.....	0-0
UO scores 50-59 points	0-1
UO scores 60-69 points	4-1
UO scores 70-79 points	7-3
UO scores 80-89 points	7-0
UO scores 90-99 points	0-0
UO scores 100+ points	0-0
Opponent scores 70 or more points	5-5
Opponent scores 60-69 points.....	9-0
Opponent scores 50-59 points.....	3-0
Opponent scores under 50 points	1-0
UO out-rebounds the opponent	10-2
UO is out-rebounded by opponents.....	4-3
Same number of rebounds.....	4-0
UO has more assists than opponents	9-0
UO has fewer assists than opponents.....	7-5
Same number of assists	2-0
UO has more steals than opponents.....	16-4
UO has fewer steals than opponents	0-0
Same number of steals.....	2-1
UO has more blocks than opponents.....	8-3
UO has fewer blocks than opponents.....	4-1
Same number of blocks	6-1
UO has a better shooting percentage	14-2
UO has a worse shooting percentage.....	4-3
Same shooting percentage	0-0
UO shoots 50 percent or better on FGs.....	5-0
UO shoots less than 50 percent on FGs.....	13-5
UO with more TOs than opponents.....	4-3
UO with fewer TOs than opponents.....	14-2
Same number of TOs.....	0-0
UO with more fouls than opponents	8-2
UO with fewer fouls than opponents.....	10-2
Same number of fouls	0-1
UO wearing white "Ducks" uniforms.....	6-2
UO wearing white "Duck logo" uniforms	0-0
UO wearing green "Oregon" uniforms	0-1
UO wearing green "Fighting Ducks" uniforms	4-0
UO wearing yellow uniforms.....	5-2
UO wearing black uniforms.....	1-0
UO wearing gray uniforms.....	2-0
UO in December games.....	7-1
UO in January games.....	2-2
UO in February games.....	7-2
UO in March games	2-0

STARTING LINEUPS

2020-21 STARTING LINEUPS

Opponent (W/L)	G	G	C / G/F	F	F
Missouri (L)	Duarte	Hardy	Dante	Omoruyi	Williams Jr.
Seton Hall (W)	Duarte	Hardy	Dante	Omoruyi	Williams Jr.
Eastern Washington (W)	Duarte	Hardy	Dante	Omoruyi	Williams Jr.
Florida A&M (W)	Duarte	Hardy	Dante	Omoruyi	Williams Jr.
Washington (W)	Duarte	Hardy	Dante	Omoruyi	Williams Jr.
San Francisco (W)	Duarte	Hardy	Dante	Omoruyi	Williams Jr.
Portland (W)	Duarte	Hardy	Figueroa	Omoruyi	Williams Jr.
California (W)	Duarte	Hardy	Figueroa	Omoruyi	Williams Jr.
Stanford (W)	Duarte	Hardy	Figueroa	Omoruyi	Williams Jr.
Colorado (L)	Duarte	Hardy	Figueroa	Omoruyi	Williams Jr.
Utah (W)	Duarte	Hardy	Figueroa	Omoruyi	Williams Jr.
Oregon State (L)	Terry	Hardy	Lawson	Omoruyi	Williams Jr.
Washington State (L)	Duarte	Richardson	Figueroa	Omoruyi	Lawson
Washington (W)	Hardy	Richardson	Figueroa	Omoruyi	Lawson
Arizona State (W)	Duarte	Richardson	Figueroa	Omoruyi	Lawson
Arizona (W)	Duarte	Richardson	Figueroa	Omoruyi	Lawson
Colorado (W)	Duarte	Richardson	Figueroa	Omoruyi	Lawson
Utah (W)	Duarte	Richardson	Figueroa	Omoruyi	Lawson
USC (L)	Duarte	Richardson	Figueroa	Omoruyi	Lawson
Stanford (W)	Duarte	Richardson	Figueroa	Omoruyi	Williams Jr.
California (W)	Duarte	Richardson	Figueroa	Omoruyi	Williams Jr.
Arizona (W)	Duarte	Richardson	Figueroa	Omoruyi	Williams Jr.
UCLA (W)	Duarte	Richardson	Figueroa	Omoruyi	Williams Jr.

Number of different lineups: 6

Record with different lineups (sorted by most starts):

Duarte, Hardy, Dante, Omoruyi, Williams Jr.	5-1
Duarte, Richardson, Lawson, Omoruyi, Figueroa	4-2
Duarte, Hardy, Figueroa, Omoruyi, Williams Jr.	4-1
Duarte, Richardson, Figueroa, Omoruyi, Williams Jr.	4-0
Hardy, Richardson, Lawson, Omoruyi, Figueroa	1-0
Terry, Hardy, Lawson, Omoruyi, Williams Jr.	0-1

Career starts at UO: Duarte 49, Richardson 36, Omoruyi 23, Lawson 20, Williams Jr. 17, Figueroa 16, Hardy 13, Dante 6, Terry 1

Consecutive starts at UO: 23 - Omoruyi; 10 - Figueroa, 11 - Richardson; 9 - Duarte; 4 - Williams Jr.

DUCKS PICKED THIRD

Defending champion Oregon was slotted for a third-place finish in the Pac-12 preseason media poll. In the closest vote among the top three teams in league history, UCLA was picked to win with 251 points, followed by Arizona State with 246 and the Ducks at 241. Stanford was fifth (209) followed by Arizona (173) and USC (154).

2020-21 PAC-12 MEN'S BASKETBALL PRESEASON MEDIA POLL

TEAM (first-place votes)	POINTS
1. UCLA (9)	251
2. Arizona State (5)	246
3. Oregon (7)	241
4. Stanford (1)	209
5. Arizona	173
6. USC (1)	154
7. Colorado	149
8. Utah	131
9. Washington	85
10. California	65
11. Washington State	54
12. Oregon State	36

NATIONAL/PAC-12 RANKINGS - TEAM

	Stat	NCAA Rank	Pac-12 Rank
Scoring Offense	73.4 ppg		4
Scoring Defense	66.9 ppg		3
Scoring Margin	+7.0		3
FG Pct.	.465		2
FG Pct. Defense	.429		6
3FG Pct.	.367	49	4
3FG Pct. Defense	.331		5
3FG Per Game	8.1 pg		1
FT Pct.	.713		8
Rebounds	33.8 rpg		8
Rebound Margin	+1.6		6
Assists	13.0 apg		8
Blocks	3.7 bpg		3
Steals	7.6 spg		1
Turnover Margin	+2.40		2
Assist-to-TO Ratio	1.12-to-1		7

NATIONAL/PAC-12 RANKINGS - INDIVIDUAL

	Stat	NCAA Rank	Pac-12 Rank
Chris Duarte			
Scoring	17.7 ppg		3
FG Pct.	.538	47	10
3FG Pct.	.434	14	5
3FG Per Game	2.5 pg		1
FT Pct.	.800		12
Steals	1.9 pg		2
Blocks	0.9 pg		11
Minutes	33.8 mpg		5
Eugene Omoruyi			
Scoring	16.9 ppg		6
Rebounding	5.4 rpg		14
Steals	1.4 pg		8
LJ Figueroa			
Scoring	11.9 ppg		20
3FG Per Game	1.7		13
3FG Pct.	.380		13
Rebounding	6.4 pg		8
Steals	1.6 pg		3
Eric Williams Jr.			
Rebounding	6.4 pg		9

OREGON BASKETBALL DID YOU KNOW?

- Oregon won the very first NCAA Championship in 1939, beating Ohio State 46-33. The game was played at Northwestern.
- In 2016-17, Oregon made it back to the Final Four for the first time since 1939.
- Head coach **Dana Altman** was a walk-on in junior college and is an Eagle Scout.
- Assistant coach **Kevin McKenna** won an NBA Championship in 1982 playing with Magic Johnson, Kareem Abdul-Jabbar and the Los Angeles Lakers.
- **Gabe Reichle's** mother Sarah was coached by current UO women's coach Kelly Graves at the University of Portland.

NOTES

ALTMAN RECORDS 24TH CONSECUTIVE WINNING SEASON

Dana Altman now has 24 consecutive winning seasons as a head coach. He is currently one of five active head coaches in NCAA Division I who have posted a winning record for 24 consecutive seasons (the other four are in the Hall of Fame). For Altman, that streak runs from the 1997-98 season through 2020-21, and covers his final 13 seasons at Creighton and his first 11 in Eugene.

Active 24-plus Consecutive Winning Seasons as a Head Coach

1. 45 *Jim Boeheim - Syracuse, 1976-77 – 2020-21
2. 37 *Mike Krzyzewski - Duke, 1983-84 – 2019-20+
3. 26 *Bill Self - Oral Roberts, Tulsa, Illinois, Kansas, 1995-96 – 2020-21
4. 24 *Tom Izzo - Michigan State, 1996-97 – 2019-20
5. 24 **Dana Altman - Creighton, Oregon, 1997-98 – 2020-21**

* member of the Hall of Fame

+ During the '94-95 season, Krzyzewski coached the team to a 9-3 record before taking a leave of absence to recover from back surgery.

FOUR 1,000 POINT SCORERS ON THE ROSTER

Feb. 13 at Arizona, **Eugene Omoruyi** became the fourth current Duck to have scored 1,000 points in college. Two other teammates reached that milestone this year - **Eric Williams Jr.** Dec. 31 against California and **LJ Figueroa** Dec. 19 versus Portland. **Amauri Hardy** came into the year with 1,000 points scored while playing for UNLV. Oregon and Ole Miss are the only two programs in the country with four active 1,000-point scorers.

70 OVER UNDER

Under **Dana Altman**, Oregon is 190-21 when holding opponents under 70 points, including a 154-13 mark the last six seasons.

DUARTE REPUBLIC

Chris Duarte had his highlight moment Feb. 13 at Arizona, hitting the game-winning three-pointer with :17 remaining. Between Dec. 19 and Jan. 9, the Pac-12 Player of the Year candidate had a five-game stretch where he averaged 23.0 points, 4.2 rebounds, 3.2 steals and 1.2 blocks per game while hitting 57.7 percent from the field (41-of-71) and 50 percent from three-point range (19-of-38). He has scored in double figures in 18 straight games.

OMORUYI DOUBLE-FIGURE SCORING

Senior forward **Eugene Omoruyi** is the only Duck to start all 23 games this season and has scored in double figures in 21 of those 23 contests. Monday, he scored 21 points against Arizona. Feb. 25 at Stanford, Omoruyi checked in with his third double-double of the season, 12 points and 10 rebounds. He had 21 points with seven rebounds Feb. 4 against Washington State; 25 points and three steals Feb. 6 versus Washington; his second double-double of the season with 18 points and 10 rebounds Feb. 11 at Arizona State; 18 points Feb. 13 at Arizona; 13 points and a career-high five steals Feb. 18 against Colorado. Omoruyi was nearly unstoppable in the paint Dec. 31 versus California, making nine-of-10 field goal attempts in the lane, finishing with 26 points and a career-high five steals. He had 15 points and a season-high five assists Jan. 2 against Stanford and 18 points Jan. 7 at Colorado. He has been Oregon's leading scorer 10 times.

STAT FILLER FIGUEROA

The Ducks are 18-3 in games in which senior transfer **LJ Figueroa** plays. His three-point shooting has come around recently. In Pac-12 games, he is making 42.3 percent (33-of-78) from distance. Figueroa had a career game Feb. 27 at California. He grabbed a career-high 14 rebounds to go with season highs in points (20) and steals (five). He scored 16 points Feb. 11 at Arizona State. Figueroa had his third double-double of the season Feb. 4 against Washington State (12 points, 11 rebounds). It was the last of six straight games scoring in double figures. That streak that dated back to Dec. 19 against Portland (15 points). Jan. 2 against Stanford, it was his rebound dunk to tie the game at 41-41 with 12:43 to go that seemed to spark the Ducks; Oregon outscored Stanford 32-15 the rest of the way. Ranking seventh in the Pac-12 in rebounds (6.7 per game), Figueroa has led Oregon in rebounding nine times this season, steals five times and blocks twice. Figueroa missed Oregon's season-opening Dec. 2 loss to Missouri before the NCAA approved his transfer waiver on Dec. 3. As a junior in 2019-20, Figueroa led St. John's in scoring at 14.5 points per game. The Lawrence, Mass., native paced the Big East in steals at 1.9 per game last season.

NOTES

REBOUNDER REBOUNDS

Eric Williams Jr., missed nearly a month of the season between Jan. 23 and Feb. 20 due to both COVID-19 related issues as well as being bothered by a sore knee. He's starting to round back into early season form. Feb. 22 at USC, Williams Jr. scored 14 points - his best effort since a season-high 19 at Utah on Jan. 9 - and just missed a double-double with nine rebounds. Williams Jr. has grabbed at least six rebounds in 15-of-19 games this season and ranks eighth in the Pac-12 at 6.4 rebounds per game.

ALTMAN PASSES MONTGOMERY, NETS 800TH WIN

With Oregon's win against Utah on Jan. 9, **Dana Altman** passed former Stanford and California coach Mike Montgomery (677 wins) for 23rd on the NCAA Division I career coaching wins list and now has 687. Altman also recently reached 800 wins all-time as a head coach at all levels, including 123 junior college wins.

RICHARDSON RETURNS

Preseason all-Pac-12 first team selection **Will Richardson** saw his first action of the season Feb. 4 against Washington State and scored in double figures the first three games of his return. He had 10 points against the Cougars, 19 points against Washington (Feb. 6) and 15 Feb. 11 at Arizona State. For the second-straight year, he made the game-winning assist at Arizona. Last year he drove and drew the defense and found **Shakur Juiston** for a wide-open layin. This year, he once again drove and drew the defense and kicked the ball to an open **Chris Duarte** for the game-winning three-pointer. Richardson missed the first 12 games of the year after suffering a thumb injury just prior to Oregon's season opener on Dec. 2. He led the Pac-12 in three-point field goal shooting last season at 46.9 percent (38-of-81). The junior from Hinesville, Ga., was at his best late in the season when he scored in double figures in nine of the last 11 games of 2019-20. He averaged 14.2 points per game in that span and hit 54.5 percent from three-point range (18-of-33).

KEPNANG ROLE GROWS

Franck Kepnang, the 6-11 freshman who reclassified from the 2021 class and joined the team at the quarter break, has led the team in blocks seven times in his first 12 games. Kepnang made his Oregon debut Jan. 9 at Utah. He then scored five points in six minutes Jan. 23 against Oregon State. His best effort to date came Feb. 6 against Washington when he had eight points and two blocks. He was impressive at Arizona with seven points and three rebounds. Kepnang added a season-best three blocks Feb. 18 against Colorado. He collected a season-best five rebounds Feb. 20 versus Utah.

TERRY HEATING UP

Freshman **Jalen Terry** made his first start Jan. 23 against Oregon State and scored 13 points on 5-of-7 shooting (3-of-4 from three-point range). Two games later, he had 15 points on 5-of-7 shooting from deep Feb. 6 against Washington.

OH CANADA

Eugene Omoruyi is the 11th Canadian to play for the Ducks during the **Dana Altman** era. Some of the more notable Canadian Ducks are **Dillon Brooks** (Memphis Grizzlies), **Chris Boucher** (Toronto Raptors) and **Dylan Ennis**, who is playing overseas and led the 2017 Final Four team in minutes played.

CLOSING TIME: DUARTE NAMED PAC-12 PLAYER OF THE WEEK

Chris Duarte was named Pac-12 Player of the Week for Dec. 28-Jan. 3. The senior from Puerto Plata, Dominican Republic, averaged 21.0 points per game on 50 percent shooting (15-of-30), including 47 percent from three-point range (9-of-19) in the Ducks' weekend sweep of California and Stanford. He also averaged 4.5 rebounds and 2.5 steals per game. Duarte was at his best in the closing minutes of each game. He scored 14

of his 19 points in the final 5:18 to help the Ducks turn a three-point lead into a 13-point victory over the Golden Bears on Dec. 31. Jan. 2 versus Stanford, Duarte tallied 11 of team-high 23 points in the final 5:43 to turn a four-point cushion into a 17-point win. This was Duarte's third career Pac-12 Player of the Week award and first this season after collecting the honor twice in 2019-20. The three POTW awards trail only Dillon Brooks and Blair Rasmussen (four each) for the most in Oregon program history.

EUGENE NAMED PAC-12 PLAYER OF THE WEEK

Senior forward **Eugene Omoruyi** was named the Pac-12 Player of the Week (Nov. 30-Dec. 6) after averaging 26.5 points and 7.5 rebounds per game in a pair of games in Omaha, Neb. The Rexdale, Ontario, native scored a career-high 31 points with 11 rebounds in the season-opener Dec. 2 against Missouri. Not only was his 31 points the most ever by a player in his first game as a Duck, he joined Kansas State's Michael Beasley (2007-08) and North Carolina's Cole Anthony (2019-20) as the only major conference players in the last 25 years to have 30-plus points and 10-plus rebounds in their team debut (@StatsBySTATS). It was the eighth career double-double for the transfer from Rutgers. Omoruyi followed the Missouri game with 22 points in the Ducks' Dec. 4 win against Seton Hall. For the week, Omoruyi shot 55.6 percent from the field (20-of-36).

ESTRADA ELIGIBLE

With the NCAA granting a blanket waiver for transfers on Dec. 16, **Aaron Estrada** gained immediate eligibility. The St. Peter's transfer played two minutes Dec. 17 versus San Francisco. He had a big impact Dec. 31 against California with both of his buckets giving Oregon the lead. Estrada scored a season-high 10 points Jan. 23 versus Oregon State.

HISTORIC DEFENSIVE EFFORT VS. PORTLAND

Oregon's defensive effort Dec. 19 against Portland was among the best in the nation this season. The Ducks held the Pilots to 21.4 percent shooting from the field (12-of-56). In games between two Division I opponents, only two schools have done better this season. Florida held Stetson to 19.6 percent shooting (10-of-51) on Dec. 6 and North Texas limited UTEP to 21.2 percent (11-of-52) on Jan. 15. The Pilots' 21.4 percent was also a low for an Oregon opponent at Matthew Knight Arena. The previous low was 23.4 percent by Eastern Washington on Nov. 9, 2018.

DOUBLE TAKE

Two Ducks recorded double-doubles Dec. 7 against Eastern Washington - **Eric Williams Jr.** (17 pts, 10 reb) and **LJ Figueroa** (12 pts, 10 reb). It was the first time that two Ducks had double-doubles in the same game since a pair of future NBA players - **Troy Brown Jr.** (16 pts, 10 reb) and **Payton Pritchard** (19 pts, 10 asst) - had double-doubles against Washington State on Feb. 11, 2018. It was the first double-double as a Duck for both players. It was the 18th career double-double for Williams Jr., and the ninth career for Figueroa.

ALTMAN NOW 23RD IN NCAA DIVISION I COACHING WINS

Dana Altman now ranks 23rd all-time in NCAA Division I coaching wins with 687. Among active coaches, Altman ranks ninth. Ahead of him on that list are Mike Krzyzewski (Duke), Jim Boeheim (Syracuse), Roy Williams (North Carolina), Bob Huggins (West Virginia), Cliff Ellis (Coastal Carolina), John Calipari (Kentucky), Rick Barnes (Tennessee) and Bill Self (Kansas). Krzyzewski, Boeheim, Williams, Calipari and Self are all members of the Basketball Hall of Fame.

NCAA Division I Career Wins

Rank	Wins	Coach
21	719	Henry Iba (Baker, Central Missouri, Kansas)
	719	Don Haskins (UTEP)
23	687	Dana Altman+ (Marshall, Kansas State, Creighton, Oregon)
24	677	Mike Montgomery (Montana, Stanford, California)
25	675	Denny Crum (Louisville)

NOTES

DUCKS SIGN ALTMAN THROUGH 2025-26

In March of 2019, University of Oregon Director of Athletics Rob Mullens announced a contract extension with head coach **Dana Altman** that will keep him in Eugene through the 2025-26 season.

ALTMAN NOW WINS LEADER AT TWO DIVISION I SCHOOLS

Dana Altman is now the winningest coach at two Division I institutions - Oregon (277) and Creighton (327 wins in 16 seasons). He's one of just eight coaches who is the current career wins leader at two different NCAA Division I institutions. The others include Jim Calhoun (Connecticut, Northeastern), Cliff Ellis (Clemson, Coastal Carolina), Lou Henson (Illinois, New Mexico State), Ron Hunter (Georgia State, IUPUI), Danny Kaspar (Stephen F. Austin, Texas State), Gregg Marshall (Wichita State, Winthrop) and Willis Wilson (Rice, Texas A&M Corpus Christi).

CONSISTENT COACHING STAFF

Success on the court often goes hand-in-hand with continuity off the court. During the 11-year **Dana Altman** era, Oregon has seen just one change on its coaching staff. That came following the 2013-14 season, when assistant coach **Brian Fish** accepted the head coaching job at Montana State, and was replaced by current assistant **Michael Mennenga**. Oregon's two other assistants, **Kevin McKenna** and **Tony Stubblefield**, have been with Altman at Oregon since day one. The Ducks' continuity extends even beyond the assistant coaches with director of operations **Josh Jamieson** in his 17th year and athletic trainer **Clay Jamieson** in his 23rd season in Eugene.

STUBBLEFIELD PROMOTED TO ASSOCIATE HEAD COACH

Men's basketball assistant **Tony Stubblefield** was promoted to associate head coach prior to the Dec. 2 season opener against Missouri. "This is a well-earned promotion for all the outstanding work that Tony has done for our program," said coach **Dana Altman**. "His work ethic, knowledge of the game and loyalty to the University of Oregon and our team have really contributed to the successes we've been able to achieve over the last decade." Stubblefield, in his 11th season at Oregon, is an original member of Altman's coaching staff. During his tenure, Stubblefield helped Oregon assemble five recruiting classes that were ranked among the top 12 nationally (2016, 2017, 2018, 2019, 2021). Included in those classes were future NBA players **Troy Brown Jr.**, **Bol Bol** and **Louis King** and 2020 NBA first round draft choice **Payton Pritchard**. Stubblefield also mentored 2015 Pac-12 player of the year **Joe Young**.

PRESEASON HONORS FOR DUARTE, RICHARDSON

Will Richardson, who led the Pac-12 in three-point field goal percentage a year ago (.469), and **Chris Duarte** were named to the preseason all-Pac-12 first team. Duarte was an honorable mention selection for both the all-conference team and the all-defensive team a year ago.

DEFENDING CHAMPIONS

The University of Oregon is currently the defending Pac-12 champion in men's basketball (2019-20), football (2020) and men's track and field (2019). The Ducks are also the current Pac-12 Tournament champions in both men's basketball (2019) and women's basketball (2020).

RARE TRIFECTA

Oregon became the first school in conference history to win championships in football, men's basketball and women's basketball in the same academic year when the Ducks claimed the 2019 football title and the 2019-20 men's and women's basketball crowns. Oregon joined Ohio State (2005-06, 2006-07, 2009-10) as just the second Power Five school to ever achieve that accomplishment.

DANTE SETS MKA RECORD; DOUBLES UP AT UW

N'Faly Dante set the Matthew Knight Arena field goal percentage record by making all 10 of his field goal attempts Dec. 9 versus Florida A&M. That's one field goal better than the nine-of-nine effort by Texas Southern's Trayvon Reed in the Tigers' 2018 upset of the Ducks. Dante's 10-of-10 night was just one make shy of the all-time UO record (11-of-11) by **Bryce Taylor** against USC in the 2007 Pac-10 Tournament championship game. Dante scored a career-high 22 points against the Rattlers. The Bamako, Mali, native followed that game with his first career double-double Dec. 12 at Washington with 12 points and a career-high 10 rebounds. Dante suffered a season-ending knee injury Dec. 17 versus San Francisco.

NBA DRAFT NOTES

In the 2020 NBA Draft, **Payton Pritchard** became the sixth Duck drafted in the last four years. Pritchard, the 2020 Bob Cousy National Point Guard of the Year, was chosen by the Boston Celtics with the 26th overall pick. It is the fourth consecutive year that Oregon has had at least one player drafted and is the second time in the last three drafts that the Ducks have produced a first rounder. Pritchard will become just the third Duck to play for the Celtics, joining **Jim Loscutt**, who was a member of six World Championship teams with Boston from 1956-64, and **Jim Barnett** (1967). Both men are in the UO Athletic Hall of Fame. The Ducks are now one of just eight programs nationally that has produced six or more NBA Draft picks over the last four seasons. Oregon is joined in that elite echelon of college programs by Duke (14), Kentucky (13), Florida State (7), Villanova (7), Arizona (6), North Carolina (6) and UCLA (6).

NBA ROSTER NOTES AND THAT 2017 FINAL FOUR TEAM

Oregon has six alumni who have played in the NBA during the 2020-21 season. **Chris Boucher** won a World Championship with Toronto in 2018-19 and is in his third year with the Raptors (fourth in the NBA overall). Now a starter, **Dillon Brooks** is in his fourth season with Memphis. **Troy Brown Jr.** is entering his third year in Washington. **Bol Bol** debuted with Denver in the 2020 NBA bubble and returns for his second season with the Nuggets. **Payton Pritchard** joined the NBA ranks after being drafted by Boston in the first round of the 2020 NBA Draft. He is the fifth member of the Ducks' 2017 Final Four Team to play in the NBA, joining Boucher, Brooks, **Jordan Bell** and **Tyler Dorsey**. Bell played on a 10-day contract with Washington this year.

G LEAGUE DUCKS

In addition to the NBA, five Ducks are in the professional ranks in the NBA G League. Oregon alumni rostered for 2020-21 include **Jordan Bell** (Erie), **Louis King** (Westchester), **Anthony Mathis** (Austin), **Paul White** (Salt Lake City) and **Kenny Wooten** (Rio Grande Valley).

DUCKS NET TENTH STRAIGHT 20-WIN SEASON

The 2019-20 season marked Oregon's school-record 10th straight 20-win season. Oregon is currently one of 11 schools nationally that have won at least 20 games for the last 10 consecutive seasons.

Teams with 10+ 20-Win Seasons:

Belmont*, Cincinnati, Duke, Gonzaga*, Kansas, Kentucky, Louisville, Oregon, Saint Mary's, Vermont and Wichita State.

* - has already reached 20 wins in 2020-21

BROOKS JOINS KNICKS' COACHING STAFF

The New York Knicks added Oregon Hall of Famer **Aaron Brooks** to their coaching staff. Brooks, a 10-year NBA veteran, will be a two-way liaison, assisting the Knicks at both the NBA and the G-League levels. The Seattle, Wash., native can be found throughout the Oregon record book. He is 14th in scoring (1,511 points), fifth in assists (471), ninth in steals (127) and sixth in three-pointers (205). He led the Pac-10 in scoring as a senior in 2006-07 at 17.7 points per game when he led Oregon to the NCAA Midwest Regional final where the Ducks fell to eventual national champion Florida, 85-77. It was the Gators' closest game of the 2007 NCAA Tournament.

NUMBERS

UO SINGLE GAME RECORD WATCH

STEALS

Rank	Stls.	Player	Opponent	Date
1	9	Kenya Wilkins	Boise State	12-20-1996
2	8	Ron Lee	UNC-Charlotte	3-15-1976
	8	Terrell Brandon	Arizona State	3-7-1991
	8	Chris Duarte	USC	1-23-2020
5	6	Ron Lee	Hawaii	11-28-1975
	6	Ron Lee	San Jose State	1-3-1976
	6	Darius Wright	USC	1-7-1999
	6	Malcolm Armstead	Washington	3-11-2011
	6	Mike Moser	Georgetown	11-8-2013
	6	Joseph Young	USC	2-1-2014
	6	Payton Pritchard	Washington State	1-27-2019
	6	Will Richardson	Alabama State	12-29-2019
	6	Chris Duarte	UCLA	1-26-2020

UO CAREER RECORD WATCH

COACHING VICTORIES

Rank	Wins	Coach	Years
1	277	Dana Altman	2010-
2	235	Ernie Kent	1997-10
3	212	Howard Hobson	1935-47
4	180	W.J. Reinhart	1923-35
5	179	Steve Belko	1956-71

TEAM WINS (Bold = all wins came under Altman)

MOST TEAM WINS, 11-SEASON SPAN

Seasons	Wins
2010-21	277
2009-20.....	275
2008-19.....	259
2006-17.....	255
2007-18.....	249

MOST TEAM WINS, 10-SEASON SPAN

Seasons	Wins
2010-20	259
2011-21	256
2009-19.....	251
2008-18.....	234
2007-17.....	226

MOST TEAM WINS, NINE-SEASON SPAN

Seasons	Wins
2011-20	238
2010-19	235
2012-21	232
2009-18.....	226
2008-17.....	211

MOST TEAM WINS, EIGHT-SEASON SPAN

Seasons	Wins
2011-19	214
2012-20	214
2010-18	210
2009-17.....	203
2013-21	203

MOST TEAM WINS, SEVEN-SEASON SPAN

Seasons	Wins
2012-19	190
2011-18	189
2010-17	187
2013-20	186
2014-21	180
2009-16.....	170

MOST TEAM WINS, SIX-SEASON SPAN

Seasons	Wins
2011-17	166
2012-18	165
2013-19	162
2014-20	162
2010-16	154
2015-21	154

MOST TEAM WINS, FIVE-SEASON SPAN

Seasons	Wins
2012-17	142
2014-19	138
2013-18	137
2015-20	136
2011-16	133
2016-21	123

MOST TEAM WINS, FOUR-SEASON SPAN

Seasons	Wins
2013-17	114
2014-18	113
2015-19	112
2012-16	109
2016-20	105
2017-21	98

MOST TEAM WINS, THREE-SEASON SPAN

Seasons	Wins
2014-17	90
2015-18	87
2013-16	81
2016-19	81
2017-20	80
2012-15	78
2018-21	67

THE LAST TIME

Team	Individual
Scored 100+ pts.....106, vs. Boise State (11-9-19)	Scored 43+ pts..... Greg Ballard (*43) at Oral Roberts (3-9-77)
Scored 107+ pts..... 114, vs. Alabama State (11-17-17)	Scored 41+ pts..... Luke Jackson (42) vs. Arizona (2-19-04)
Scored 115+ pts.....*128, vs. Savannah State (12-3-16)	Scored 39+ pts..... Luke Jackson (40) vs. Colorado (3-17-04)
Held opponent under 50 pts..... 41, vs. Portland (12-19-20)	Scored 32+ pts..... Payton Pritchard (38) at Arizona (2-22-20)
Held opponent under 41 pts..... 40, vs. Washington (2-8-18)	Scored 30+ pts..... Eugene Omoruyi (31) vs. Missouri (12-2-20)
Held opponent under 40 pts.....38, vs. Nebraska (12-15-12)	Five players w/10+ pts..... Eugene Omoruyi (21), LJ Figueroa (12), Chris Duarte (11), Amauri Hardy (11), Will Richardson (10) vs. Washington State (2-4-21)
Held opponent under 38 pts.....35, vs. Idaho State (12-18-12)	Six players w/10+ pts..... Payton Pritchard (16), Kenny Wooten (13), Victor Bailey Jr. (11), Paul White (11), Troy Brown Jr. (10), McKyle McIntosh (10) vs. Texas Southern (12-11-17)
Won by 20+pts..... 39 (80-41), vs. Portland (12-19-20)	Seven+ players w/10+ pts..... Tyler Dorsey (29), Dillon Brooks (22), Keith Smith (15), Chris Boucher (12), Roman Sorkin (12), Dylan Ennis (11), Kavell Bigby-Williams (11) vs. Savannah State (12-3-16)
Won by 40+ pts.....58 (114-56), vs. Alabama State (11-17-17)	Two players w/20+ pts..... Chris Duarte (22) and Eugene Omoruyi (21) Arizona (3-1-21)
Won by 60+ pts..... 69 (128-59), vs. Savannah State (12-3-16)	Three players w/20+ pts..... Luke Jackson (29), Luke Ridnour (28) and Fred Jones (24) vs. Wake Forest (3-16-02)
Made 50%+ FG.....60.8% vs. UCLA (3-3-21)	Had 15+ rebounds..... Francis Okoro (17) vs. Montana (12-18-19)
Made 61%+ FG.....62.7% vs. Hawaii (12-7-19)	Had 18+ rebounds..... Chris Boucher (19) vs. Montana (12-13-16)
Made 63%+ FG.....70.0% vs. Boise State (11-9-19)	Had 20+ rebounds..... Mike Moser (20) at UCLA (2-27-14)
Held opponent under 30%.....21.4% (15-56) vs. Portland (12-19-20)	Had 21+ rebounds..... Gerald Willett (21) at Duquesne (12-7-74)
Made 55%+ 3-pt. FGs.....70.6% (12-of-17), vs. California (3-5-20)	Two players w/10+ rebs..... LJ Figueroa (10) and Eric Williams Jr. (10) vs. Eastern Washington (12-7-20)
Made 71%+ 3-pt. FGs.....72.7% (8-of-11), vs. Saint Louis (3-23-13)	Three players w/10+ rebs..... Balderston (13), Sprague (13) and Adams (10) vs. Tennessee Tech (12-29-85)
Held opponent under 25% 3-pts.....22.2% (6-of-27), vs. Colorado (2-18-21)	Had 10+ assists..... Payton Pritchard (11) vs. Hawaii (12-7-19)
Held opponent under 22% 3-pts.....16.7% (3-of-18), vs. Stanford (1-2-21)	Had 12+ assists..... Payton Pritchard (13) vs. Savannah State (12-3-16)
Held opponent under 16% 3-pts.....15.8% (3-of-19), vs. Portland (12-19-20)	Had 15+ assists..... Johnathan Loyd (15) at Ole Miss (12-8-13)
Held opponent under 15% 3-pts.....10.0% (2-of-20), vs. Houston (11-22-19)	Had 16+ assists..... Ron Lee (*17) vs. Villanova (12-23-74)
Held opponent under 10% 3-pts.....8.7% (2-of-23), vs. Utah (3-14-19)	Had 5+ steals..... LJ Figueroa (5) at California (2-27-21)
Held opponent under 8.7% 3-pts.....0.0% (0-of-12), vs. California (1-6-16)	Had 6+ steals..... Chris Duarte (6) at Utah (1-9-21)
Made 10+ 3-pt FGs.....12-of-22, vs. Arizona (3-1-21)	Had 7+ steals..... Chris Duarte (8) vs. USC (1-23-20)
Made 13+ 3-pt FGs.....13-of-33, vs. Stanford (1-2-21)	Had 9+ steals..... Kenya Wilkins (*9) at Boise State (12-20-96)
Made 14+ 3-pt FGs.....14-of-26, vs. Rider (3-13-18)	Had 5+ blocks..... Kenny Wooten (7) vs. UC Irvine (3-24-19)
Made 15+ 3-pt FGs.....15-of-39, vs. DePaul (11-24-17)	Had 8+ blocks..... Jordan Bell (8) vs. Kansas (3-25-17)
Made 16+ 3-pt FGs.....16-of-29, vs. Colorado (2-18-17)	Had 9+ blocks..... Chris Boucher (*9) vs. Arkansas State (11-25-15)
Made 17+ 3-pt FGs.....*18-of-31, at California (2-9-08)	Made 5+ 3-pt. FGs..... Jalen Terry (5-of-17) vs. Washington (2-6-21)
Held opponent under five 3-pt FGs.....3-of-18, vs. Stanford (1-2-21)	Made 6+ 3-pt. FGs..... Payton Pritchard (6-of-14) at Arizona (6-22-20)
Held opponent under three 3-pt FGs.....2-of-20, vs. Houston (11-22-19)	Made 7+ 3-pt. FGs..... Anthony Mathis (9-of-11) vs. Boise State (11-9-19)
Held opponent under two 3-pt FGs.....0-of-12, vs. California (1-6-16)	Made 10+ 3-pt. FGs. Tajuan Porter (*10-of-12) vs. Portland State (11-12-06)
Made 85%+ FT.....87.5% (7-of-8), at Arizona State (2-11-21)	Made 10+ FTs..... Payton Pritchard (15-of-17) vs. Texas Southern (12-21-19)
Made 88%+ FT.....88.2% (15-of-17), vs. Arizona (1-9-20)	Recorded a double-double..... LJ Figueroa (20 pts, 14 reb) at California (2-27-21)
Made 90%+ FT.....90.9% (20-of-22), vs. Washington (3-16-19)	Two players w/double-doubles..... Eric Williams Jr. (17 pts, 10 reb) and LJ Figueroa (12 pts, 10 asst) vs. Eastern Washington (12-7-20)
Made 91%+ FT.....92.3% (12-of-13), at Arizona State (1-19-19)	Player records four straight double-doubles.....4, Mike Moser 12-20 rebs at UCLA (2-27-14); 20-12 rebs at USC (3-1-14); 22-17 rebs vs. Arizona State (3-4-14); 10-10 rebs vs. Arizona (3-8-14)
Made 100% FT.....100.0% (11-of-11), vs. USC (1-18-18)	Player records five straight double-doubles.....6, Greg Ballard 15-15 rebs vs. Stanford (2-5-76); 19-12 rebs vs. California (2-7-76); 32-12 rebs at California (2-13-76); 20-12 rebs at Stanford (2-14-76); 19-13 rebs at USC (2-19-76); 16-10 rebs at UCLA (2-21-76)
Attempted 40+ FTs.....42, vs. Green Bay (11-20-18)	20 points, 20 rebounds..... Greg Ballard (41 pts, 20 reb) at California, 5OT (2-10-77)
Attempted 50+ FTs.....*54, vs. Washington (2-10-04)	Recorded a triple-double..... Luke Jackson (14 pts, 11 reb, 12 asst) vs. Florida A&M (12-20-02)
Made 30+ FTs.....33-of-42, vs. Green Bay (11-20-18)	
Had 50+ rebounds.....50, vs. Eastern Washington (11-9-18)	
Had 51+ rebounds.....67, vs. Savannah State (12-3-16)	
Had 60+ rebounds.....67, vs. Savannah State (12-3-16)	
+20 rebound margin.....+23 (36-13), vs. Omaha (12-8-18)	
+24 rebound margin.....+26 (46-20), vs. Alabama State (11-17-17)	
+30 rebound margin.....+38 (67-29), vs. Savannah State (12-3-16)	
Had 20+ assists.....22, at Arizona State (2-11-21)	
Had 23+ assists.....28, vs. Alabama State (12-29-19)	
Had 29+ assists.....29, vs. Alabama State (11-17-17)	
Had 30+ assists.....*36, vs. Savannah State (12-3-16)	
Forced 20+ TOs.....23, vs. UCLA (1-26-20)	
Forced 24+ TOs.....25, vs. Tennessee (11-22-16)	
Blocked 10+ shots.....10, vs. Portland (12-19-20)	
Blocked 11+ shots.....12, at Fresno State (12-16-17)	
Blocked 13+ shots.....*13, vs. Army (11-11-16)	
Committed under 10 TOs.....7, vs. Arizona (3-1-21)	
Committed under 7 TOs.....4, vs. Oregon State (2-27-20)	
Committed under 4 TOs.....3, vs. Arizona (3-1-19)	
Had 10+ steals.....11, at USC (2-22-21)	
Had 12+ steals.....12, vs. Colorado (2-13-20)	
Had 13+ steals.....15, vs. UCLA (1-26-20)	
Had 15+ steals.....16, vs. USC (2-1-14)	
Went to OT.....W, 73-72, at Arizona (2-22-20)	
Went to 2OT.....W, 79-70, vs. USC (11-22-16)	
Went to 3OT.....L, 91-84, at Texas-El Paso (12-19-12)	
Went to 4OT+.....L, 107-102 (*5OT) at California (2-10-77)	
Played a ranked opponent.....2-22-21 at No. 19 USC (L, 72-58)	
Beat a ranked opponent.....2-22-20 at No. 24 Arizona (W, 73-72, ot)	

* - denotes school record

MATTHEW KNIGHT ARENA

TEAM RECORDS

Scoring.....	128 vs. Savannah State, 12-3-2016
Scoring, One Half.....	70 vs. Savannah State, 12-3-2016
Scoring, Two Teams.....	205, Oregon (108) vs. Iowa (97), 3-18-2012
Scoring, Two Teams, One Half.....	110, Oregon (66) vs. Western Carolina (44), 11-13-2013
Scoring, Fewest Points.....	35 by Idaho State, 12-8-2012
Field Goals Made.....	54 vs. Savannah State, 12-3-2016
Field Goal Attempts.....	90 vs. Savannah State, 12-3-2016
Field Goal Percentage.....	.700 (42-60) vs. Boise State, 11-9-2019
3-Point Field Goals Made.....	16 vs. Arizona, 2-4-2017;
.....	16 vs. Colorado, 2-18-2017
3-Point Field Goal Attempts.....	50 by Savannah State, 12-3-2016
.....	(Oregon Record: 35 vs. Savannah State, 12-3-2016)
3-Point Field Goal Percentage.....	.706 (12-17) vs. California, 3-5-2020
Free Throws Made.....	35 vs. Western Carolina, 11-13-2013
Free Throw Attempts.....	47 vs. vs. Western Carolina, 11-13-2013
Free Throw Percentage.....	1.000 (14-14) by Valparaiso, 11-17-2016
.....	(Oregon Record: 1.000 (11-11) vs. USC, 1-18-2018
Rebounds.....	67 vs. Savannah State, 12-3-2016
Fouls.....	34 by Western Carolina, 11-13-2013
.....	(Oregon Record: 28 vs. Washington State, 2-4-2021)
Fouls, Two Teams.....	53, Oregon (19) vs. Western Carolina (34), 11-13-2013
Assists.....	36 vs. Savannah State, 12-3-2016
Turnovers.....	24, 4 times (last vs. Washington, 1-26-2013)
Blocks.....	13 vs. Arkansas State, 11-25-2015;
.....	13 vs. Army, 11-10-2016
Steals.....	16 vs. USC, 2-1-2014
Winning Streak.....	46 games, 1-10-2015 vs. Arizona State to 11-19-2017 vs. Ball State

INDIVIDUAL RECORDS

Scoring.....	36, Joseph Young vs. Western Carolina, 11-13-2013
Field Goals Made.....	13, Tyler Haws, Brigham Young, 12-21-2013;
.....	13, Bol Bol vs. Texas Southern, 11-26-2018
Field Goal Attempts.....	25, Troy Huff, North Dakota, 11-30-2013
.....	(Oregon Record: 24, Dillon Brooks vs. Valparaiso, 11-22-2015)
Field Goal Percentage (Min. 7 att.).....	1.000 (10-10), N'Faly Dante vs. Florida A&M, 12-9-2020
3-Point Field Goals Made.....	9, Anthony Mathis vs. Boise State, 11-9-2019
3-Point Field Goal Attempts.....	14, Scott Bamforth, Weber State, 3-16-2011;
.....	14, Eddie Stansberry, Hawaii, 12-7-2019
.....	(Oregon Record: 12, Joseph Young vs. Detroit, 11-17-2014;
.....	12, Joseph Young vs. USC, 1-22-2015; 12 Elijah Brown vs. Portland State, 12-13-2017)
3-Point Field Goal Percentage (Min. 5 att.).....	1.000 (6-6), Tyler Dorsey vs. Arizona, 2-4-2017
Free Throws Made.....	16, E.J. Singler vs. UCLA, 1-21-2012;
.....	16, Joseph Young vs. California 1-9-2014
Free Throw Attempts.....	17, E.J. Singler vs. UCLA, 1-21-2012;
.....	17, Joseph Young vs. California, 1-9-2014;
.....	17, Elijah Brown vs. Arizona, 2-24-2017;
.....	17, Payton Pritchard vs. Texas Southern, 12-21-2019
Free Throw Percentage.....	1.000 (13-13), Jason Calliste vs. Brigham Young, 12-21-2013
Rebounds.....	19, Chris Boucher vs. Montana, 12-13-2016
Assists.....	13, Johnathan Loyd vs. Pacific, 11-29-2013;
.....	13, Malcolm Armstead vs. Oregon State, 2-19-2011;
.....	13, Payton Pritchard vs. Savannah State, 12-3-2016
Turnovers.....	9, Kyle Anderson, UCLA, 1-31-2014;
.....	(Oregon Record: 7, E.J. Singler vs. Washington, 1-26-2013;
.....	7, E.J. Singler vs. Nevada, 12-31-2012)
Blocks.....	9, Chris Boucher vs. Arkansas State, 11-25-2015
Steals.....	8, Chris Duarte vs. USC, 1-23-2020

(Oregon Best in Parentheses)

HOME COURT ADVANTAGE

The Ducks are 165-22 (.882) all-time at Matthew Knight Arena since the building opened in 2011.

PAC-12 AT MKA

The Ducks are 79-18 (.814) in Pac-12 games at Matthew Knight Arena. Arizona State is 0-7, USC, Washington and Washington State are 1-8, Arizona, Colorado and Utah are 1-7, Stanford is 2-7, Oregon State is 3-8, UCLA is 3-7 and California is 4-5.

NON-CONFERENCE RECORD AT MKA

The Ducks are 88-4 (.957) all-time in non-conference games at Matthew Knight Arena. The four non-conference teams to defeat Oregon at MKA are Virginia (67-54, Dec. 18, 2011), Mississippi (79-73, Dec. 7, 2014), Boise State (73-70, Dec. 1, 2017) and Texas Southern (89-84, Nov. 26, 2018). UO won 28 non-conference games in a row at MKA between the Virginia and Ole Miss losses.

HOME OPENERS

After defeating Eastern Washington to open the 2019-20 season, the Ducks have now won 23 straight home openers. Oregon last dropped a home opener at the beginning of the 1997-98 season, 56-54 to Portland State.

HOME WINNING STREAKS

Three of Oregon's five longest home winning streaks have come under **Dana Altman**.

Oregon Home Winning Streaks

Streak	First Win	Last Win	Ended
46 games	1/10/2015 Arizona State	11/19/2017 Ball State	12/1/2017 Boise State
28 games	1/27/2019 Washington State	1/2/2020 Stanford	1/23/2021 Oregon State
23 games	11/15/2001 Alabama State	12/28/2002 UC Riverside	1/2/2003 Arizona
23 games	2/13/1937 Idaho	1/6/1939 Washington State	1/7/1939 Washington State
20 games	2/9/2012 Washington	1/26/2013 Washington	2/2/2013 Colorado

IT'S NOT EASY BEING GREEN

Matthew Knight Arena was selected as one of the nation's 11 greenest college basketball arenas by LawnStarter. Opened in 2011, MKA received LEED Gold certification: Gold. Among the green features cited by LawnStarter were a 50 percent reduction in water use for landscaping, water use for the building as a whole reduced by 30 percent, and indoor air quality was enhanced with low-emitting construction materials like carpet, paint, wood and sealants.



#1 N'FALY DANTE

SOPHOMORE | CENTER | 6-11 | 250 | BAMAKO, MALI

SUNRISE CHRISTIAN ACADEMY | UNDECLARED



2020-21 Oregon Men's Basketball
Individual Game-by-Game
All games

Page 1/14
as of Dec 21, 2020

#1 DANTE, N'Faly

Opponent	Date	GS	MIN	Total		3-Pointers		Free throws		Rebounds				PF	A	T/O	BLK	STL	PTS	AVG	
				FG-FGA	PCT	3FG-3FGA	PCT	FT-FTA	PCT	OFF	DEF	TOT	AVG								
vs Missouri	12/02/2020	*	21:50	1-5	.200	0-0	.000	0-0	.000	1	4	5	5.0	1	0	0	3	3	2	2.0	
vs Seton Hall	12/04/2020	*	20:03	3-4	.750	0-0	.000	0-2	.000	4	2	6	5.5	3	0	1	2	1	6	4.0	
Eastern Wash.	12/07/2020	*	15:18	1-4	.250	0-0	.000	1-2	.500	0	5	5	5.3	1	0	2	0	2	3	3.7	
Florida A&M	12/09/2020	*	18:09	10-10	1.000	0-0	.000	2-2	1.000	2	3	5	5.3	5	0	1	0	2	22	8.3	
at Washington	12/12/2020	*	20:31	4-6	.667	0-0	.000	4-8	.500	3	7	10	6.2	0	1	1	1	1	12	9.0	
San Francisco	12/17/2020	*	10:41	2-3	.667	0-0	.000	0-2	.000	2	2	4	5.8	2	0	1	1	0	4	8.2	
Totals			6	106:32	21-32	.656	0-0	.000	7-16	.438	12	23	35	5.8	12	1	6	7	9	49	8.2

Player Averages

Games Played	Minutes/game	Points/game	FG Pct	3FG Pct	FT Pct	Rebounds/game	Assists/game	Turnovers/game	Assist/Turnover ratio	Steals/game	Blocks/game
6	17.8	8.2	65.6	0.0	43.8	5.8	0.2	1.0	0.2	1.5	1.2

2020-21 | SOPHOMORE SEASON

- Suffered a non-contact left knee injury (torn anterior cruciate ligament) during the Dec. 17 San Francisco game and will miss the rest of the 2020-21 season.
- Averaged 8.2 points and 5.2 rebounds per game in six contests.
- Shot 65.5 percent from the field.
- First career double-double 12-12 at Washington (12 pts, 10 reb).
- Set the Matthew Knight Arena field goal percentage record by hitting 10-of-10 field goal attempts Dec. 9 versus Florida A&M.
- Had a career-best 22 points against the Rattlers.
- Career-best 3 blocks and 3 steals against Missouri.

2019-20 | FRESHMAN SEASON

- Appeared in 12 games.
- Shot 62.7 percent from the field in limited attempts (32-of-51).
- Averaged 5.8 points and 2.8 rebounds per game.

BEFORE OREGON

- Reclassified from the class of 2020 to the class of 2019.
- Five star recruit with a scout grade of 91 according to ESPN.com.
- Ranked 13th in the 2020 class according to Scout.com.
- Ranked 17th in ESPN's top 60 for the class of 2020.
- No. 2 center in the 2020 class according to 247Sports.com.
- Averaged 16.5 points per game while shooting 85.2 percent from the floor on the Nike EYBL circuit.
- Led his high school team to the quarterfinals of Geico Nationals.
- As a junior, averaged 14.7 points, 9.0 rebounds and 2.3 blocks per game on the prep circuit.

YEAR-BY-YEAR CAREER STATISTICS

Season	GP-GS	Min./Avg.	FG-FGA	pct.	3FG-3FGA	pct.	FT-FTA	pct.	off	def	tot	avg.	pf	fo	asst	to	blk	stl	Points	Avg.
2019-20	12-0	162/13.5	32-51	.627	0-0	.000	6-15	.400	12	21	33	2.8	30	0	7	11	7	11	70	5.8
2020-21	6-6	106/17.7	21-32	.656	0-0	.000	7-16	.438	12	23	35	5.8	12	1	1	6	7	9	49	8.2
TOTAL	18-6	268/14.9	53-83	.639	0-0	.000	13-31	.419	24	44	68	3.8	42	1	8	17	14	20	119	6.9

2020-21 SEASON HIGHS

Points	22	Florida A&M (12-9-20)
FG Made	10	Florida A&M (12-9-20)
FG Att.	10	Florida A&M (12-9-20)
3 PT Made		
3 PT Att.		
FT Made	4	at Washington (12-12-20)
FT Att.	8	at Washington (12-12-20)
Rebounds	10	at Washington (12-12-20)
Assists	1	at Washington (12-12-20)
Steals	3	vs. Missouri (12-2-20)
Blocks	3	vs. Missouri (12-2-20)
Minutes	22	vs. Missouri (12-2-20)

CAREER HIGHS

Points	22	Florida A&M (12-9-20)
FG Made	10	Florida A&M (12-9-20)
FG Att.	10	Florida A&M (12-9-20)
3 PT Made		
3 PT Att.		
FT Made	4	at Washington (12-12-20)
FT Att.	8	at Washington (12-12-20)
Rebounds	10	at Washington (12-12-20)
Assists	2	Arizona State (1-11-20)
Steals	3	vs. Missouri (12-2-20)
Blocks	3	vs. Missouri (12-2-20)
Minutes	22	Alabama State (12-29-19) vs. Missouri (12-2-20)

MISCELLANEOUS STATS

CATEGORY	2020-21	CAREER
Double-digit scoring	2	4
20+ point games	1	1
Double-digit rebounding	1	1
Double-doubles	1	1
Led UO in scoring		
Led UO in rebounding	1	1
Led UO in assists		
Led UO in steals	2	4
Led UO in blocks	4	8
5+ assist games		
3+ steal games	1	1
3+ block games	1	1



#5 CHRIS DUARTE

SENIOR | GUARD | 6-6 | 190 | PUERTO PLATA, DOMINICAN REPUBLIC

REDEMPTION CHRISTIAN ACADEMY / NW FLORIDA STATE COLLEGE | SOCIOLOGY



2020-21 Oregon Men's Basketball
Individual Game-by-Game
All games

Page 6/16
as of Mar 04, 2021

#5 DUARTE, Chris

Opponent	Date	GS	MIN	Total		3-Pointers		Free throws		Rebounds				PF	T/O	BLK	STL	PTS	AVG			
				FG-FGA	PCT	3FG-3FGA	PCT	FT-FTA	PCT	OFF	DEF	TOT	AVG									
vs Missouri	12/02/2020	*	38:07	7-12	.583	4-7	.571	4-4	1.000	0	4	4	4.0	1	3	1	0	22	22.0			
vs Seton Hall	12/04/2020	*	33:59	5-9	.556	2-4	.500	2-2	1.000	0	5	5	4.5	2	6	4	0	3	14	18.0		
Eastern Wash.	12/07/2020	*	34:34	1-5	.200	0-2	.000	1-1	1.000	2	6	8	5.7	1	3	2	2	0	3	13.0		
Florida A&M	12/09/2020	*	31:23	10-14	.714	3-7	.429	0-0	.000	1	0	1	4.5	1	2	2	1	3	23	15.5		
at Washington	12/12/2020	*	35:33	4-9	.444	2-6	.333	4-6	.667	3	4	7	5.0	2	2	4	1	2	14	15.2		
San Francisco	12/17/2020	*	34:56	4-11	.364	1-4	.250	2-2	1.000	0	5	5	5.0	1	2	3	0	1	11	14.5		
Portland	12/19/2020	*	22:47	7-11	.636	4-8	.500	3-3	1.000	1	3	4	4.9	0	1	1	3	2	21	15.4		
California	12/31/2020	*	30:48	6-13	.462	5-10	.500	2-2	1.000	2	1	3	4.6	2	1	2	0	1	19	15.9		
Stanford	01/02/2021	*	36:30	9-17	.529	4-9	.444	1-1	1.000	0	6	6	4.8	2	0	0	2	4	23	16.7		
at Colorado	01/07/2021	*	38:38	10-17	.588	3-6	.500	4-5	.800	1	4	5	4.8	1	2	2	2	3	27	17.7		
at Utah	01/09/2021	*	38:06	9-13	.692	3-5	.600	4-5	.800	0	3	3	4.6	1	2	2	0	6	25	18.4		
Washington St.	02/04/2021	*	19:53	5-8	.625	1-3	.333	0-1	.000	0	4	4	4.6	1	2	4	0	0	11	17.8		
at Arizona St.	02/11/2021	*	33:16	7-12	.583	4-8	.500	0-0	.000	0	7	7	4.8	0	4	3	1	3	18	17.8		
at Arizona	02/13/2021	*	34:01	4-14	.286	2-7	.286	0-0	.000	0	6	6	4.9	2	4	1	1	2	10	17.2		
Colorado	02/18/2021	*	35:33	8-13	.615	1-4	.250	1-3	.333	1	6	7	5.0	1	2	3	2	1	18	17.3		
Utah	02/20/2021	*	33:31	4-12	.333	2-7	.286	5-6	.833	0	4	4	4.9	2	2	5	1	0	15	17.1		
at Southern California	02/22/2021	*	35:14	5-8	.625	1-3	.333	0-0	.000	1	4	5	4.9	1	4	2	0	2	11	16.8		
at Stanford	02/25/2021	*	34:02	9-16	.563	3-8	.375	3-5	.600	1	2	3	4.8	1	1	0	2	2	24	17.2		
at California	02/27/2021	*	36:01	5-11	.455	3-5	.600	4-5	.800	0	3	3	4.7	1	1	2	0	1	17	17.2		
Arizona	03/01/2021	*	38:09	7-10	.700	4-5	.800	4-4	1.000	0	7	7	4.9	1	2	3	0	0	22	17.4		
UCLA	03/03/2021	*	35:25	7-12	.583	1-4	.250	8-10	.800	0	4	4	4.8	2	1	3	1	2	23	17.7		
Totals			21	710:26	.538	133-247	.538	53-122	.434	52-65	.800	13	88	101	4.8	26	47	49	19	40	371	17.7

Player Averages

Games Played	Minutes/game	Points/game	FG Pct	3FG Pct	FT Pct	Rebounds/game	Assists/game	Turnovers/game	Assist/Turnover ratio	Steals/game	Blocks/game
21	33.8	17.7	53.8	43.4	80.0	4.8	2.2	2.3	1.0	1.9	0.9

2020-21 | SENIOR SEASON

- Named one of five Jerry West Shooting Guard of the Year Award finalists.
- Selected as a third team All-American by College Hoops Today/Jon Rothstein.
- Is the one of only three players in Division I averaging 17 points and 1.9 steals per game while shooting 50 percent from the field.
- Named to the College Hoops Today Midseason All-America Third Team.
- Named Pac-12 Player of the Week (Jan. 4) after leading UO to a sweep of Cal and Stanford by dominating the last 6:00 of each contest.
- Ranks among the Pac-12's top 10 in six different statistical categories, including three pointers made per game (2.5, 1st), steals per game (1.9, 2nd) and scoring (17.7 ppg, 3rd).
- Led Oregon with 23 points March 3 vs, UCLA.
- Hit 7-of-10 from the field (4-of-5 3-pointers) in scoring 22 points March 1 versus Arizona.
- Scored 19 of his team-high 24 points in the final 10 minutes of the Feb. 25 win at Stanford.
- Led team with 18 points and 7 rebs in Feb. 18 win over Colorado.
- Hit the game-winning 3-pointer with :17 left in Feb. 13 win at Arizona.
- 18 points - all in the 1st half - and 3 steals in Feb. 11 win at ASU.
- Led the Jan. 9 win at Utah with 25 points and a season-high six steals.
- Big game Jan. 7 at Colorado where he scored 27 points with six rebounds four steals and two blocks.
- Netted 11 of his game-high 23 points in the final 5:43 Jan. 2 against Stanford. Also had a season-best 4 steals.
- Scored 14 straight points in 3:17 late in the second half to help Oregon pull away from Cal on Dec. 31. Finished with 19 points.
- Sparked Oregon's record-setting defensive effort against Portland with three blocks and two steals to go along with a team-high 21 points.
- Season-best 8 rebounds vs. Eastern Washington.
- 14 points and 6 assists in the Seton Hall win.
- 22 points on 4 three-pointers vs. Missouri.
- Named preseason All-Pac-12 First Team.

2019-20 | JUNIOR SEASON

- Named All-Pac-12 Honorable Mention and Pac-12 All-Defensive Honorable Mention.
- Ranked fourth in the Pac-12 in steals (1.7 per game).
- Became the first Division I player since 1999 to post a stat line of at least 30 points, 11 rebs and eight steals in a win over USC on Jan. 24.
- His eight steals set a Matthew Knight Arena record.

BEFORE OREGON

- The 2019 national junior college player of the year (NJCAA).

YEAR-BY-YEAR CAREER STATISTICS

Season	GP-GS	Min./Avg.	FG-FGA	pct.	3FG-3FGA	pct.	FT-FTA	pct.	off	def	tot	avg.	pf	fo	asst	to	blk	stl	Points	Avg.
2019-20	28-28	846/30.2	126-304	.414	47-140	.336	62-78	.795	42	115	157	5.6	46	1	46	43	15	47	361	12.9
2020-21	21-21	712/33.9	133-247	.538	53-122	.434	52-65	.800	13	88	101	4.8	26	0	47	49	19	40	371	17.7
TOTAL	49-49	1556/31.8	259-551	.470	100-262	.382	114-143	.797	55	203	258	5.3	72	1	93	92	34	87	732	14.9

2020-21 SEASON HIGHS

Points	27	at Colorado (1-7-21)
FG Made	10	Florida A&M (12-9-20) at Colorado (1-7-21)
FG Att.	17	Stanford (1-2-21) at Colorado (1-7-21)
3 PT Made	5	California (12-31-20)
3 PT Att.	10	California (12-31-20)
FT Made	8	UCLA (3-3-21)
FT Att.	10	UCLA (3-3-21)
Rebounds	8	Eastern Washington (12-7-20)
Assists	6	vs. Seton Hall (12-4-20)
Steals	6	at Utah (1-9-21)
Blocks	3	Portland (12-19-20)
Minutes	39	at Colorado (1-7-21)

CAREER HIGHS

Points	31	Alabama State (12-29-19)
FG Made	12	Alabama State (12-29-19) vs. North Carolina (11-29-19)
FG Att.	21	Stanford (2-01-20)
3 PT Made	6	Alabama State (12-29-19)
3 PT Att.	10	California (12-31-20)
FT Made	9	USC (1-23-20)
FT Att.	13	USC (1-23-20)
Rebounds	11	USC (1-23-20)
Assists	7	Boise State (11-9-19)
Steals	8	USC (1-24-20)
Blocks	3	at Arizona State (2-20-20) Portland (12-19-20)
Minutes	46	USC (1-24-20)

MISCELLANEOUS STATS

CATEGORY	2020-21	CAREER
Double-digit scoring	19	39
20+ point games	9	13
Double-digit rebounding		2
Double-doubles		1
Led UO in scoring	12	15
Led UO in rebounding	4	11
Led UO in assists	4	5
Led UO in steals	8	19
Led UO in blocks	8	15
5+ assist games	2	5
3+ steal games	5	10
3+ block games	1	3



#24 AARON ESTRADA

SOPHOMORE | GUARD | 6-4 | 207 | WOODBURY, N.J.

ST. BENEDICT'S HS / SAINT PETER'S | UNDECLARED



2020-21 Oregon Men's Basketball
Individual Game-by-Game
All games

Page 13/16
as of Mar 04, 2021

#24 ESTRADA, Aaron

Opponent	Date	GS	MIN	Total		3-Pointers		Free throws		Rebounds				PF	A	T/O	BLK	STL	PTS	AVG
				FG-FGA	PCT	3FG-3FGA	PCT	FT-FTA	PCT	OFF	DEF	TOT	AVG							
San Francisco	12/17/2020		01:31	0-0	.000	0-0	.000	0-0	.000	0	0	0	0.0	1	0	0	0	0	0	0.0
Portland	12/19/2020		17:58	2-4	.500	0-2	.000	0-0	.000	0	3	3	1.5	1	1	0	0	4	2.0	
California	12/31/2020		21:13	2-6	.333	1-3	.333	1-1	1.000	0	4	4	2.3	3	1	0	0	6	3.3	
Stanford	01/02/2021		15:59	2-4	.500	1-2	.500	0-0	.000	0	1	1	2.0	1	2	0	1	5	3.8	
at Colorado	01/07/2021		16:21	0-1	.000	0-1	.000	0-0	.000	0	2	2	2.0	4	1	0	0	0	3.0	
at Utah	01/09/2021		16:13	1-5	.200	0-3	.000	1-2	.500	0	3	3	2.2	0	2	0	0	3	3.0	
Oregon St.	01/23/2021		22:15	4-6	.667	1-3	.333	1-1	1.000	0	3	3	2.3	1	2	0	2	10	4.0	
Totals		0	111:31	11-26	.423	3-14	.214	3-4	.750	0	16	16	2.3	11	7	6	0	3	28	4.0

Player Averages

Games Played	Minutes/game	Points/game	FG Pct	3FG Pct	FT Pct	Rebounds/game	Assists/game	Turnovers/game	Assist/Turnover ratio	Steals/game	Blocks/game
7	15.9	4.0	42.3	21.4	75.0	2.3	1.0	0.9	1.2	0.4	0.0

2020-21 | SOPHOMORE SEASON

- Scored a season-high 10 points with two steals Jan. 10 vs. Oregon State.
- Only scored six points versus Cal on Dec. 31 but both buckets gave the Ducks the lead. Hit a deep buzzer-beating three to give the Ducks a one-point lead at the break, and then his three-point play midway through the second half put Oregon ahead for good. Also had four rebounds vs. the Bears.
- First points as a Duck came Dec. 19 vs. Portland.
- Made Oregon debut Dec. 17 vs. San Francisco.
- Was planning to redshirt the 2020-21 season after transferring from St. Peter's before the NCAA granted a blanket waiver approval for all transfers on Dec. 16.

BEFORE OREGON

- Named the MAAC Rookie of the Year following his freshman season at Saint Peter's.
- Was an all-MAAC third team selection and was the only unanimous selection to the 2019-20 MAAC all-rookie team.
- Scored over 2,000 career points during his high school career at St. Benedict's Prep in Newark, N.J.

YEAR-BY-YEAR CAREER STATISTICS (2019-20 - Saint Peter's, 2020- Oregon)

Season	GP-GS	Min./Avg.	FG-FGA	pct.	3FG-3FGA	pct.	FT-FTA	pct.	off	def	tot	avg.	pf	fo	asst	to	blk	stl	Points	Avg.
2019-20	28-14	544/19.4	79-195	.405	18-53	.340	51-58	.879	16	53	69	2.5	29	0	53	57	0	20	227	8.1
2020-21	7-0	112/15.9	11-26	.423	3-14	.214	3-4	.750	0	16	16	2.3	11	0	7	6	0	3	28	4.0
TOTAL	35-14	654/18.7	90-221	.407	21-67	.313	54-62	.871	16	69	85	2.4	40	0	60	63	0	23	255	7.3

2020-21 SEASON HIGHS

Points	10	Oregon State (1-23-21)
FG Made	4	Oregon State (1-23-21)
FG Att.	6	California (12-31-20)
		Oregon State (1-23-21)
3 PT Made	1	3 times
3 PT Att.	3	3 times
FT Made	1	3 times
FT Att.	2	at Utah (1-9-21)
Rebounds	4	California (12-31-20)
Assists	2	at Utah (1-9-21)
Steals	2	Oregon State (1-23-21)
Blocks		
Minutes	22	Oregon State (1-23-21)

CAREER HIGHS

Points	20	Fairfield (2-16-20)
FG Made	8	at St. John's (12-3-19)
		Fairfield (2-16-20)
FG Att.	14	Fairfield (2-16-20)
3 PT Made	4	Quinnipiac (2-14-20)
3PT FG Att.	6	Quinnipiac (2-14-20)
FT Made	9	Siena (2-2-20)
FT Att.	10	Siena (2-2-20)
Rebounds	5	at Quinnipiac (1-18-20)
		at Niagara (2-27-20)
Assists	5	at St. John's (12-3-19)
Steals	4	at St. John's (12-3-19)
Blocks		
Minutes	30	Fairfield (2-16-20)

MISCELLANEOUS STATS

CATEGORY	2020-21	CAREER
Double-digit scoring	1	13
20+ point games		1
Double-digit rebounding		
Double-doubles		
Led UO in scoring		
Led UO in rebounding		
Led UO in assists		
Led UO in steals	1	1
Led UO in blocks		
5+ assist games		1
3+ steal games		1
3+ block games		



#12 LJ FIGUEROA

SENIOR | GUARD/FORWARD | 6-6 | 200 | LAWRENCE, MASS.

WEST OAKS ACADEMY / ODESSA JC / ST. JOHN'S | SPORTS MANAGEMENT



2020-21 Oregon Men's Basketball
Individual Game-by-Game
All games

Page 9/16
as of Mar 04, 2021

#12 FIGUEROA, LJ

Opponent	Date	GS	MIN	Total		3-Pointers		Free throws		Rebounds				PF	A	T/O	BLK	STL	PTS	AVG
				FG-FGA	PCT	3FG-3FGA	PCT	FT-FTA	PCT	OFF	DEF	TOT	AVG							
vs Seton Hall	12/04/2020		26:01	2-3	.667	0-0	.000	2-2	1.000	3	6	9	9.0	1	2	1	1	4	6	6.0
Eastern Wash.	12/07/2020		31:32	5-9	.556	2-6	.333	0-0	.000	2	8	10	9.5	5	3	2	0	0	12	9.0
Florida A&M	12/09/2020		24:47	1-3	.333	0-1	.000	0-1	.000	1	3	4	7.7	2	2	0	0	1	2	6.7
at Washington	12/12/2020		28:31	4-12	.333	0-4	.000	1-1	1.000	2	3	5	7.0	2	0	0	0	0	9	7.3
San Francisco	12/17/2020		30:26	3-8	.375	0-4	.000	2-3	.667	3	6	9	7.4	3	0	1	0	3	8	7.4
Portland	12/19/2020	*	21:38	6-11	.545	0-3	.000	3-5	.600	3	3	6	7.2	3	2	0	2	1	15	8.7
California	12/31/2020	*	31:15	4-14	.286	2-4	.500	1-2	.500	0	5	5	6.9	3	2	0	1	1	11	9.0
Stanford	01/02/2021	*	35:48	6-14	.429	1-5	.200	0-0	.000	2	10	12	7.5	2	1	1	1	2	13	9.5
at Colorado	01/07/2021	*	27:10	4-7	.571	2-3	.667	0-0	.000	1	1	2	6.9	3	0	3	0	1	10	9.6
at Utah	01/09/2021	*	29:08	6-11	.545	2-5	.400	1-1	1.000	0	3	3	6.5	1	1	0	0	2	15	10.1
Washington St.	02/04/2021	*	35:50	4-13	.308	1-5	.200	3-4	.750	6	5	11	6.9	4	1	1	0	1	12	10.3
Washington	02/06/2021	*	35:17	3-14	.214	1-7	.143	0-0	.000	2	7	9	7.1	3	2	1	1	2	7	10.0
at Arizona St.	02/11/2021	*	33:39	6-11	.545	4-7	.571	0-0	.000	2	1	3	6.8	4	3	0	0	2	16	10.5
at Arizona	02/13/2021	*	34:10	5-8	.625	3-4	.750	0-0	.000	2	4	6	6.7	1	1	1	0	0	13	10.6
Colorado	02/18/2021	*	31:27	3-9	.333	1-6	.167	0-0	.000	0	6	6	6.7	2	1	0	0	1	7	10.4
Utah	02/20/2021	*	32:04	6-8	.750	3-5	.600	0-1	.000	0	3	3	6.4	3	2	0	0	1	15	10.7
at Southern California	02/22/2021	*	33:17	5-11	.455	4-6	.667	0-0	.000	1	4	5	6.4	3	0	1	0	2	14	10.9
at Stanford	02/25/2021	*	34:27	5-11	.455	3-7	.429	0-0	.000	1	4	5	6.3	2	3	0	0	1	13	11.0
at California	02/27/2021	*	30:30	9-13	.692	2-3	.667	0-0	.000	3	11	14	6.7	3	1	1	0	5	20	11.5
Arizona	03/01/2021	*	23:40	6-11	.545	2-3	.667	0-0	.000	1	4	5	6.6	4	2	0	0	0	14	11.6
UCLA	03/03/2021	*	33:20	8-11	.727	2-4	.500	0-0	.000	2	1	3	6.4	2	2	1	1	4	18	11.9
Totals			16	643:57	101-212	.476	35-92	.380	13-20	.650	37	98	135	6.4	56	31	14	7	34	25.0

Player Averages

Games Played	Minutes/game	Points/game	FG Pct	3FG Pct	FT Pct	Rebounds/game	Assists/game	Turnovers/game	Assist/Turnover ratio	Steals/game	Blocks/game
21	30.7	11.9	47.6	38.0	65.0	6.4	1.5	0.7	2.2	1.6	0.3

2020-21 | SENIOR SEASON

- Ranks eighth in the Pac-12 in rebounding (6.4 per game) and third in steals (1.6 per game).
- 18 points and four steals March 3 vs. UCLA.
- Career game Feb. 27 at California with a career-high 14 rebounds to go with a season-high 20 points and five steals.
- Scored all 13 of his points in the first half Feb. 25 at Stanford.
- 14 points on 4-of-6 3-pointers Feb. 22 at USC.
- 13 points and six rebounds Feb. 13 at Arizona.
- 16 points Feb. 11 at Arizona State.
- Led team with 9 rebounds in Feb. 6 win vs. Washington.
- Second double-double in four games with 12 points and 11 rebounds Feb. 2 vs. WSU.
- Scored 15 points in Oregon's Jan. 9 win at Utah.
- Big game Jan. 7 at Colorado where he scored 27 points with six rebounds four steals and two blocks.
- On Jan. 2, it was his rebound dunk to tie the game at 41-41 with 12:43 to go that seemed to spark the Ducks; Oregon outscored Stanford 32-15 the rest of the way.
- Made first start of the season Dec. 19 vs. Portland and responded with 15 points and 6 rebounds.
- Also scored his 1,000th career point as a collegian vs. Portland.
- Led team with 9 rebounds and 3 steals against San Francisco.
- First double-double as a Duck with 12 points and 10 rebounds vs. Eastern Washington.
- Led team with 9 rebounds and 4 steals to along with 6 points against Seton Hall.
- NCAA transfer waiver approved on Dec. 3 after sitting out the season-opening Missouri game.

BEFORE OREGON

- As a junior (2019-20), led St. John's in scoring the team at 14.5 points per game (12th in the Big East).
- Led the league and ranked 36th nationally with 1.9 steals per game.
- Scored in double figures a team-high 22 times with six showings of 20-plus points.
- Made 72 triples which tied for third on the program's single-season list.
- Played at Odessa Junior College as a freshman (2017-18) where he was a NJCAA Division I first team all-American.

YEAR-BY-YEAR CAREER STATISTICS (2018-20 - St. John's, 2020- Oregon)

Season	GP-GS	Min./Avg.	FG-FGA	pct.	3FG-3FGA	pct.	FT-FTA	pct.	off	def	tot	avg.	pf	fo	asst	to	blk	stl	Points	Avg.
2018-19	34-32	1087/32.0	199-388	.513	51-133	.383	42-67	.627	52	164	216	6.4	85	2	57	45	7	61	491	14.4
2019-20	32-32	905/28.3	163-430	.379	72-197	.365	67-101	.663	32	111	143	4.5	92	2	67	49	17	62	465	14.5
2020-21	21-16	645/30.7	101-212	.476	35-92	.380	13-20	.650	37	98	135	6.4	56	1	31	14	7	34	250	11.9
TOTAL	87-80	2639/30.3	463-1030	.450	158-422	.374	122-188	.649	121	373	494	5.7	233	5	155	108	31	157	1206	13.9

2020-21 SEASON HIGHS

Points	20	at California (2-27-21)
FG Made	9	at California (2-27-21)
FG Att.	14	3 times
3 PT Made	4	at Arizona State (2-11-21)
		at USC (2-22-21)
3 PT Att.	7	3 times
FT Made	3	3 times
FT Att.	5	Portland (12-19-20)
Rebounds	14	at California (2-27-21)
Assists	3	3 times
Steals	5	at California (2-27-21)
Blocks	2	Portland (12-19-20)
Minutes	36	Stanford (1-2-21)
		Washington State (2-4-21)

CAREER HIGHS

Points	28	at DePaul (1-25-20)
FG Made	10	Xavier (2-28-19)
FG Att.	23	at Georgetown (1-8-20)
3 PT Made	7	at DePaul (1-25-20)
3PT FG Att.	12	at Providence (1-15-20)
		at DePaul (1-25-20)
FT Made	7	Villanova (2-17-19)
FT Att.	11	New Hampshire (11-12-19)
Rebounds	14	at California (2-27-21)
Assists	6	Central Connecticut State (1-9-19)
		Wagner (11-30-19)
Steals	7	Seton Hall (1-18-20)
Blocks	3	Villanova (1-28-20)
Minutes	41	vs. VCU (11-20-18)

MISCELLANEOUS STATS

CATEGORY	2020-21	CAREER
Double-digit scoring	15	63
20+ point games	1	13
Double-digit rebounding	4	6
Double-doubles	4	12
Led UO in scoring	2	2
Led UO in rebounding	9	9
Led UO in assists		
Led UO in steals	5	5
Led UO in blocks	2	2
5+ assist games		5
3+ steal games	4	23
3+ block games		1



#11 AMAURI HARDY

SENIOR | GUARD | 6-2 | 190 | DETROIT, MICH.

NORTH FARMINGTON HS / UNLV | ADVERTISING & BRAND RESPONSIBILITY



2020-21 Oregon Men's Basketball
Individual Game-by-Game
All games

Page 8/16
as of Mar 04, 2021

#11 HARDY, Amauri

Opponent	Date	GS	MIN	Total		3-Pointers		Free throws		Rebounds				PF	A	T/O	BLK	STL	PTS	AVG	
				FG-FGA	PCT	3FG-3FGA	PCT	FT-FTA	PCT	OFF	DEF	TOT	AVG								
vs Missouri	12/02/2020	*	28:33	1-4	.250	0-2	.000	1-2	.500	0	2	2	2.0	4	5	4	0	0	3	3.0	
vs Seton Hall	12/04/2020	*	22:05	4-5	.800	1-2	.500	0-0	.000	0	1	1	1.5	1	3	3	0	1	9	6.0	
Eastern Wash.	12/07/2020	*	26:15	0-3	.000	0-1	.000	0-0	.000	0	1	1	1.3	0	5	2	1	1	0	4.0	
Florida A&M	12/09/2020	*	20:32	2-2	1.000	0-0	.000	0-2	.000	0	5	5	2.3	1	3	2	0	0	4	4.0	
at Washington	12/12/2020	*	29:35	2-4	.500	0-2	.000	0-0	.000	0	1	1	2.0	3	3	1	0	0	4	4.0	
San Francisco	12/17/2020	*	35:34	4-8	.500	0-3	.000	3-3	1.000	0	3	3	2.2	0	3	1	1	0	11	5.2	
Portland	12/19/2020	*	23:05	1-5	.200	0-0	.000	0-0	.000	0	1	1	2.0	1	5	0	1	1	2	4.7	
California	12/31/2020	*	24:55	1-3	.333	0-0	.000	2-2	1.000	0	0	0	1.8	5	5	2	0	1	4	4.6	
Stanford	01/02/2021	*	34:26	2-7	.286	1-3	.333	0-0	.000	0	1	1	1.7	2	7	1	0	1	5	4.7	
at Colorado	01/07/2021	*	26:42	3-7	.429	0-0	.000	0-0	.000	0	1	1	1.6	2	3	2	0	0	6	4.8	
at Utah	01/09/2021	*	32:43	4-9	.444	2-2	1.000	3-3	1.000	0	2	2	1.6	2	4	1	0	0	13	5.5	
Oregon St.	01/23/2021	*	36:59	2-9	.222	1-5	.200	0-0	.000	0	2	2	1.7	3	3	1	0	0	5	5.5	
Washington St.	02/04/2021	*	26:27	5-7	.714	1-2	.500	0-0	.000	0	0	0	1.5	2	0	1	0	0	11	5.9	
Washington	02/06/2021	*	31:56	3-7	.429	0-1	.000	2-3	.667	0	3	3	1.6	2	2	2	0	0	8	6.1	
at Arizona St.	02/11/2021	*	24:49	2-8	.250	0-2	.000	0-0	.000	0	2	2	1.7	1	3	0	0	0	4	5.9	
at Arizona	02/13/2021	*	14:07	2-4	.500	0-1	.000	0-0	.000	1	1	2	1.7	2	0	1	0	0	4	5.8	
Colorado	02/18/2021	*	10:44	0-1	.000	0-0	.000	0-0	.000	0	1	1	1.6	0	0	2	0	0	0	5.5	
Utah	02/20/2021	*	08:17	0-0	.000	0-0	.000	0-0	.000	0	0	0	1.5	0	0	1	0	0	0	5.2	
at Southern California	02/22/2021	*	04:59	0-1	.000	0-1	.000	0-0	.000	0	0	0	1.6	0	0	2	0	0	0	4.9	
at Stanford	02/25/2021	*	04:05	0-1	.000	0-0	.000	0-0	.000	0	1	1	1.5	0	1	0	0	0	0	4.7	
at California	02/27/2021	*	15:28	0-1	.000	0-0	.000	0-0	.000	0	0	0	1.4	1	2	0	0	0	0	4.4	
Arizona	03/01/2021	*	04:36	0-0	.000	0-0	.000	0-0	.000	0	1	1	1.4	1	0	0	0	0	0	4.2	
UCLA	03/03/2021	*	04:35	0-0	.000	0-0	.000	0-0	.000	0	0	0	1.3	0	1	0	0	0	0	4.0	
Totals			13	491:27	38-96	.396	6-27	.222	11-15	.733	1	29	30	1.3	33	58	29	3	5	93	4.0

Player Averages

Games Played	Minutes/game	Points/game	FG Pct	3FG Pct	FT Pct	Rebounds/game	Assists/game	Turnovers/game	Assist/Turnover ratio	Steals/game	Blocks/game
23	21.4	4.0	39.6	22.2	73.3	1.3	2.5	1.3	2.0	0.2	0.1

2020-21 | SENIOR SEASON

- Had 11 points off the bench Feb. 2 vs. WSU.
- Scored a season-high 13 points Jan. 9 at Utah.
- Has had a season-best 7 assists Jan. 2 vs. Stanford.
- 5 assists against both Cal and Portland.
- Season-best 11 points against San Francisco.
- 5 assists against Eastern Washington.
- 9 points in win against Seton Hall.
- 5 assists in the season opener against Missouri.

BEFORE OREGON

- Earned third-team all-Mountain West Conference honors in 2019-20.
- Averaged 14.5 points, 3.3 rebounds and 3.3 assists per game as a junior for UNLV in 2019-20.
- Shot 33.3 percent on three-pointers (63-of-189).

YEAR-BY-YEAR CAREER STATISTICS (2017-20 - UNLV, 2020- Oregon)

Season	GP-GS	Min./Avg.	FG-FGA	pct.	3FG-3FGA	pct.	FT-FTA	pct.	off	def	tot	avg.	pf	fo	asst	to	blk	stl	Points	Avg.
2017-18	33-0	626/18.9	60-148	.405	20-68	.294	24-33	.727	7	44	51	1.5	43	0	54	25	6	14	164	5.0
2018-19	31-19	919/29.6	138-314	.439	45-132	.341	85-124	.685	15	78	93	3.0	54	2	107	65	5	21	406	14.1
2019-20	32-30	1107/34.6	163-399	.409	63-189	.333	76-109	.697	16	89	105	3.3	74	0	107	76	5	23	465	14.5
2020-21	23-13	495/21.5	38-96	.396	6-27	.222	11-15	.733	1	29	30	1.3	33	1	58	29	3	5	93	4.0
TOTAL	119-62	3147/26.4	399-957	.417	134-416	.322	196-281	.698	39	240	279	2.3	204	3	326	195	19	63	1128	9.5

2020-21 SEASON HIGHS

Points	13	at Utah (1-9-21)
FG Made	5	Washington State (2-4-21)
FG Att.	9	at Utah (1-9-21)
		Oregon State (1-23-21)
3 PT Made	2	at Utah (1-9-21)
3 PT Att.	5	Oregon State (1-23-21)
FT Made	3	San Francisco (12-17-20)
		at Utah (1-9-21)
FT Att.	3	3 times
Rebounds	5	Florida A&M (12-9-20)
Assists	7	Stanford (1-2-21)
Steals	2	at Utah (1-9-21)
Blocks	1	3 times
Minutes	37	Oregon State (1-23-21)

CAREER HIGHS

Points	27	Kansas State (11-9-19)
FG Made	11	Kansas State (11-9-19)
FG Att.	24	at Cincinnati (11-30-19)
3 PT Made	5	at Air Force (1-16-19)
		Kansas State (11-9-19)
3PT FG Att.	17	at Cincinnati (11-30-19)
FT Made	11	BYU (12-15-18)
FT Att.	12	BYU (12-15-18)
Rebounds	17	Boston U. (11-23-18)
Assists	9	Colorado State (11-2-19)
Steals	3	3 times
Blocks	2	Fresno State (11-21-17)
		Fresno State (2-9-19)
Minutes	37	at Fresno State (12-4-19)
		Oregon State (1-23-21)

MISCELLANEOUS STATS

CATEGORY	2020-21	CAREER
Double-digit scoring	3	55
20+ point games		11
Double-digit rebounding		1
Double-doubles		1
Led UO in scoring		
Led UO in rebounding		
Led UO in assists	8	8
Led UO in steals		
Led UO in blocks	1	1
5+ assist games	5	22
3+ steal games		3
3+ block games		



#4 EDDY IONESCU

RS-SENIOR | GUARD | 6-6 | 190 | WALNUT CREEK, CALIF.

MIRAMONTE HS / CITY COLLEGE OF SAN FRANCISCO | GENERAL SOCIAL SCIENCE



2020-21 Oregon Men's Basketball
Individual Game-by-Game
All games

Page 5/16
as of Mar 04, 2021

#4 IONESCU, Eddy

Opponent	Date	GS	MIN	Total		3-Pointers		Free throws		Rebounds				PF	A	T/O	BLK	STL	PTS	AVG
				FG-FGA	PCT	3FG-3FGA	PCT	FT-FTA	PCT	OFF	DEF	TOT	AVG							
Portland	12/19/2020		02:57	0-0	.000	0-0	.000	0-0	.000	0	0	0	0.0	0	0	0	0	0	0	0.0
Totals		0	02:57	0-0	.000	0-0	.000	0-0	.000	0	0	0	0.0	0	0	0	0	0	0	0.0

Player Averages

Games Played	Minutes/game	Points/game	FG Pct	3FG Pct	FT Pct	Rebounds/game	Assists/game	Turnovers/game	Assist/Turnover ratio	Steals/game	Blocks/game
1	3.0	0.0	0.0	0.0	0.0	0.0	0.0	0.0	0.0	0.0	0.0

2020-21 | RS-SENIOR SEASON

- Played three minutes vs. Portland.

2019-20 | RS-JUNIOR SEASON

- Saw first collegiate action Dec. 7 vs. Hawaii and collected one assist.
- Also played a minute versus Utah, Oregon State and California.

BEFORE OREGON

- Appeared in 63 games over two seasons at City College of San Francisco. Averaged 6.0 points per game as a freshman (2016-17) and 9.9 points per outing as a sophomore (2017-18). Scored 24 points against Cabrillo.

PERSONAL

- Is the twin brother of Duck women's basketball superstar Sabrina Ionescu, who was the 2019 and 2020 Wooden Award and Wade Trophy winner and holds the NCAA career triple-double record for both men and women.

YEAR-BY-YEAR CAREER STATISTICS

Season	GP-GS	Min./Avg.	FG-FGA	pct.	3FG-3FGA	pct.	FT-FTA	pct.	off	def	tot	avg.	pf	fo	asst	to	blk	stl	Points	Avg.
2019-20	4-0	3/0.8	0-2	.000	0-0	.000	0-0	.000	0	0	0	0.0	0	0	1	0	0	0	0	0.0
2020-21	1-0	3/3.0	0-0	.000	0-0	.000	0-0	.000	0	0	0	0.0	0	0	0	0	0	0	0	0.0
TOTAL	5-0	6/1.2	0-2	.000	0-0	.000	0-0	.000	0	0	0	0.0	0	0	1	0	0	0	0	0.0

2020-21 SEASON HIGHS

Points	_____
FG Made	_____
FG Att.	_____
3 PT Made	_____
3 PT Att.	_____
FT Made	_____
FT Att.	_____
Rebounds	_____
Assists	_____
Steals	_____
Blocks	_____
Minutes	3 Portland (12-19-20)

CAREER HIGHS

Points	_____
FG Made	_____
FG Att.	_____
3 PT Made	_____
3 PT Att.	_____
FT Made	_____
FT Att.	_____
Rebounds	_____
Assists	1 Hawaii (12-7-19)
Steals	_____
Blocks	_____
Minutes	3 Portland (12-19-20)

MISCELLANEOUS STATS

CATEGORY	2020-21	CAREER
Double-digit scoring	_____	_____
20+ point games	_____	_____
Double-digit rebounding	_____	_____
Double-doubles	_____	_____
Led UO in scoring	_____	_____
Led UO in rebounding	_____	_____
Led UO in assists	_____	_____
Led UO in steals	_____	_____
Led UO in blocks	_____	_____
5+ assist games	_____	_____
3+ steal games	_____	_____
3+ block games	_____	_____



#54 WILL JOHNSON

RS-JUNIOR | GUARD | 6-1 | 180 | PACIFIC PALISADES, CALIF.

PROLIFIC PREP ACADEMY | POLITICAL SCIENCE



2020-21 Oregon Men's Basketball
Individual Game-by-Game
All games

Page 16/16
as of Mar 04, 2021

#54 JOHNSON, Will

Opponent	Date	GS	MIN	Total		3-Pointers		Free throws		Rebounds				PF	A	T/O	BLK	STL	PTS	AVG
				FG-FGA	PCT	3FG-3FGA	PCT	FT-FTA	PCT	OFF	DEF	TOT	AVG							
Florida A&M	12/09/2020		01:53	0-0	.000	0-0	.000	0-0	.000	0	1	1	1.0	0	0	0	0	0	0	0.0
Portland	12/19/2020		04:02	1-2	.500	0-0	.000	2-3	.667	0	1	1	1.0	1	1	1	0	1	4	2.0
California	12/31/2020		00:24	0-0	.000	0-0	.000	0-0	.000	0	0	0	0.7	0	0	0	0	0	0	1.3
at Utah	01/09/2021		02:45	0-0	.000	0-0	.000	0-0	.000	0	0	0	0.5	0	0	0	0	0	1.0	
Oregon St.	01/23/2021		02:51	0-1	.000	0-1	.000	0-0	.000	0	1	1	0.6	0	0	0	0	0	0.8	
Totals		0	11:55	1-3	.333	0-1	.000	2-3	.667	0	3	3	0.6	1	1	1	0	1	4	0.8

Player Averages

Games Played	Minutes/game	Points/game	FG Pct	3FG Pct	FT Pct	Rebounds/game	Assists/game	Turnovers/game	Assist/Turnover ratio	Steals/game	Blocks/game
5	2.4	0.8	33.3	0.0	66.7	0.6	0.2	0.2	1.0	0.2	0.0

2020-21 | RS-JUNIOR SEASON

- Called into action for three minutes in the first half of Oregon's Jan. 9 win at Utah. Also played three minutes Jan. 23 vs. Oregon State.
- Scored first four career points Dec. 19 vs. Portland. Also had a rebound, an assist and a steal.
- Played in first game in 21 months Dec. 9 vs. Florida A&M where he had a rebound.

2019-20 | RS-SOPHOMORE SEASON

- Injured and did not play.

2018-19 | RS-FRESHMAN SEASON

- Saw action in nine games.
- Grabbed first career rebound in the Pac-12 title game vs. Washington.
- Made his regular season debut against Portland State.

BEFORE OREGON

- Grandfather is UCLA hall of famer Marques Johnson.
- Father Kris Johnson was a member of UCLA's 1995 NCAA Championship team.
- Marques and Kris are the only father-son combination to win national titles at the same school.

YEAR-BY-YEAR CAREER STATISTICS

Season	GP-GS	Min./Avg.	FG-FGA	pct.	3FG-3FGA	pct.	FT-FTA	pct.	off	def	tot	avg.	pf	fo	asst	to	blk	stl	Points	Avg.
2018-19	9-0	11/1.2	0-4	.000	0-2	.000	0-0	.000	0	1	1	0.1	1	0	0	0	0	0	0	0.0
2019-20										INJ										
2020-21	5-0	12/2.4	1-3	.333	0-1	.000	2-3	.667	0	3	3	0.6	1	0	1	1	0	1	4	0.8
TOTAL	14-0	23/1.6	1-7	.143	0-3	.000	2-3	.667	0	4	4	0.3	2	0	1	1	0	1	4	0.3

2020-21 SEASON HIGHS

Points	4	Portland (12-19-20)
FG Made	1	Portland (12-19-20)
FG Att.	2	Portland (12-19-20)
3 PT Made		
3 PT Att.	1	Oregon State (1-23-21)
FT Made	2	Portland (12-19-20)
FT Att.	3	Portland (12-19-20)
Rebounds	1	3 times
Assists	1	Portland (12-19-20)
Steals	1	Portland (12-19-20)
Blocks		
Minutes	4	Portland (12-19-20)

CAREER HIGHS

Points	4	Portland (12-19-20)
FG Made	1	Portland (12-19-20)
FG Att.	2	vs. Washington State (3-14-19)
		Portland (12-19-20)
3 PT Made		
3 PT Att.	1	3 times
FT Made	2	Portland (12-19-20)
FT Att.	3	Portland (12-19-20)
Rebounds	1	4 times
Assists	1	Portland (12-19-20)
Steals	1	Portland (12-19-20)
Blocks		
Minutes	4	Portland (12-19-20)

MISCELLANEOUS STATS

CATEGORY	2020-21	CAREER
Double-digit scoring		
20+ point games		
Double-digit rebounding		
Double-doubles		
Led UO in scoring		
Led UO in rebounding		
Led UO in assists		
Led UO in steals		
Led UO in blocks		
5+ assist games		
3+ steal games		
3+ block games		



#22 FRANCK KEPNANG

FRESHMAN | CENTER | 6-11 | 225 | YAOUNDÉ, CAMEROON

WESTTOWN (PA.) HS | COMPUTER SCIENCE AND ENGINEERING



2020-21 Oregon Men's Basketball
Individual Game-by-Game
All games

Page 12/16
as of Mar 04, 2021

#22 KEPNANG, Franck

Opponent	Date	GS	MIN	Total		3-Pointers		Free throws		Rebounds			PF	A	T/O	BLK	STL	PTS	AVG	
				FG-FGA	PCT	3FG-3FGA	PCT	FT-FTA	PCT	OFF	DEF	TOT								AVG
at Utah	01/09/2021		02:38	0-1	.000	0-0	.000	0-0	.000	0	0	0	0	0	0	1	0	0	0.0	
Oregon St.	01/23/2021		05:51	1-1	1.000	0-0	.000	3-4	.750	0	1	1	0.5	2	0	0	1	5	2.5	
Washington St.	02/04/2021		13:41	1-1	1.000	0-0	.000	0-0	.000	0	1	1	0.7	4	0	1	1	0	2.3	
Washington	02/06/2021		15:19	3-3	1.000	0-0	.000	2-3	.667	2	0	2	1.0	4	0	1	2	0	3.8	
at Arizona St.	02/11/2021		08:12	0-0	.000	0-0	.000	0-0	.000	0	0	0	0.8	1	1	0	1	0	3.0	
at Arizona	02/13/2021		16:51	3-3	1.000	0-0	.000	1-3	.333	2	1	3	1.2	2	0	0	1	0	3.7	
Colorado	02/18/2021		15:42	2-3	.667	0-0	.000	0-0	.000	1	1	2	1.3	1	0	1	3	0	3.7	
Utah	02/20/2021		10:55	0-3	.000	0-0	.000	0-0	.000	2	3	5	1.8	0	0	0	2	0	3.3	
at Southern California	02/22/2021		16:16	1-1	1.000	0-0	.000	0-0	.000	0	0	0	1.6	2	0	0	2	1	3.1	
at Stanford	02/25/2021		04:26	0-0	.000	0-0	.000	0-0	.000	0	0	0	1.4	0	0	0	1	0	2.8	
at California	02/27/2021		00:16	0-0	.000	0-0	.000	0-0	.000	0	0	0	1.3	0	0	0	0	0	2.5	
Arizona	03/01/2021		06:16	1-2	.500	0-0	.000	0-0	.000	2	1	3	1.4	1	0	0	0	0	2.5	
UCLA	03/03/2021		04:11	0-0	.000	0-0	.000	0-0	.000	0	0	0	1.3	2	0	0	0	0	2.3	
Totals		0	120:34	12-18	.667	0-0	.000	6-10	.600	9	8	17	1.3	19	1	3	14	2	30	2.3

Player Averages

Games Played	Minutes/game	Points/game	FG Pct	3FG Pct	FT Pct	Rebounds/game	Assists/game	Turnovers/game	Assist/Turnover ratio	Steals/game	Blocks/game
13	9.3	2.3	66.7	0.0	60.0	1.3	0.1	0.2	0.3	0.2	1.1

2020-21 | FRESHMAN SEASON

- Three blocks in Feb. 18 win against Colorado.
- Seven points in 17 minutes in win at Arizona.
- Best effort to date with eight points and two blocks in 2/6 win against Washington.
- Five points in six minutes Jan. 23 vs. Oregon State.
- First game as a Duck came Jan. 9 at Utah where he had a block in three minutes.
- Reclassified to join the 2020-21 team and enrolled in classes following the fall term.

BEFORE OREGON

- Ranked in the top 50 overall and among the top 10 for centers in the class of 2021.
- Rated No. 22 in the nation by ESPN (88 grade), No. 28 by Rivals and No. 42 by 247Sports (95 grade).
- Among centers, was ranked fourth nationally ESPN, fifth by Rivals and eighth by 247Sports.
- Averaged 11 points, 10 rebounds and four blocks per game for Westtown High School (West Chester, Pa.) in 2019-20.

PERSONAL

- Played tennis and studied karate before picking up basketball.
- Mother Hortense Tchuisseu is a black belt in karate.

YEAR-BY-YEAR CAREER STATISTICS

Season	GP-GS	Min./Avg.	FG-FGA	pct.	3FG-3FGA	pct.	FT-FTA	pct.	off	def	tot	avg.	pf	fo	asst	to	blk	stl	Points	Avg.
2020-21	13-0	121/9.3	12-18	.667	0-0	.000	6-10	.600	9	8	17	1.3	19	0	1	3	14	2	30	2.3
TOTAL	13-0	121/9.3	12-18	.667	0-0	.000	6-10	.600	9	8	17	1.3	19	0	1	3	14	2	30	2.3

2020-21 SEASON HIGHS

Points	8	Washington (2-6-21)
FG Made	3	Washington (2-6-21) at Arizona (2-13-21)
FG Att.	3	4 times
3 PT Made		
3 PT Att.		
FT Made	3	Oregon State (1-23-21)
FT Att.	4	Oregon State (1-23-21)
Rebounds	5	Utah (2-20-21)
Assists	1	at Arizona State (2-11-21)
Steals	1	Oregon State (1-23-21) at USC (2-22-21)
Blocks	3	Colorado (2-18-21)
Minutes	17	at Arizona (2-13-21)

CAREER HIGHS

Points	8	Washington (2-6-21)
FG Made	3	Washington (2-6-21) at Arizona (2-13-21)
FG Att.	3	3 times
3 PT Made		
3 PT Att.		
FT Made	3	Oregon State (1-23-21)
FT Att.	4	Oregon State (1-23-21)
Rebounds	5	Utah (2-20-21)
Assists	1	at Arizona State (2-11-21)
Steals	1	Oregon State (1-23-21) at USC (2-22-21)
Blocks	3	Colorado (2-18-21)
Minutes	17	at Arizona (2-13-21)

MISCELLANEOUS STATS

CATEGORY	2020-21	CAREER
Double-digit scoring		
20+ point games		
Double-digit rebounding		
Double-doubles		
Led UO in scoring		
Led UO in rebounding		
Led UO in assists		
Led UO in steals		
Led UO in blocks	7	7
5+ assist games		
3+ steal games		
3+ block games	1	1



#13 CHANDLER LAWSON

SOPHOMORE | FORWARD | 6-8 | 200 | MEMPHIS, TENN.

WOODDALE HS | UNDECLARED



2020-21 Oregon Men's Basketball
Individual Game-by-Game
All games

Page 10/16
as of Mar 04, 2021

#13 LAWSON, Chandler

Opponent	Date	GS	MIN	Total		3-Pointers		Free throws		Rebounds				PF	A	T/O	BLK	STL	PTS	AVG
				FG-FGA	PCT	3FG-3FGA	PCT	FT-FTA	PCT	OFF	DEF	TOT	AVG							
vs Missouri	12/02/2020		19:30	2-5	.400	0-0	.000	0-0	.000	1	3	4	4.0	1	0	1	0	0	4	4.0
vs Seton Hall	12/04/2020		11:28	1-5	.200	0-2	.000	0-2	.000	1	4	5	4.5	0	0	1	0	0	2	3.0
Eastern Wash.	12/07/2020		13:13	4-8	.500	0-0	.000	0-0	.000	0	1	1	3.3	2	0	0	0	1	8	4.7
Florida A&M	12/09/2020		20:49	2-3	.667	1-2	.500	3-4	.750	1	3	4	3.5	0	2	1	2	1	8	5.5
at Washington	12/12/2020		18:28	4-8	.500	0-0	.000	0-0	.000	2	1	3	3.4	1	0	2	0	0	8	6.0
San Francisco	12/17/2020		13:19	2-4	.500	1-1	1.000	0-0	.000	0	4	4	3.5	2	1	0	0	0	5	5.8
Portland	12/19/2020		22:59	4-5	.800	0-1	.000	0-0	.000	0	5	5	3.7	3	0	3	0	1	8	6.1
California	12/31/2020		14:20	1-1	1.000	0-0	.000	1-1	1.000	2	3	5	3.9	2	1	2	1	1	3	5.8
Stanford	01/02/2021		16:22	0-0	.000	0-0	.000	0-2	.000	1	2	3	3.8	3	0	0	0	0	0	5.1
at Colorado	01/07/2021		19:41	3-4	.750	1-1	1.000	1-1	1.000	1	2	3	3.7	0	2	1	0	2	8	5.4
at Utah	01/09/2021		23:35	2-3	.667	0-0	.000	0-0	.000	2	4	6	3.9	4	1	1	2	0	4	5.3
Oregon St.	01/23/2021	*	22:49	0-2	.000	0-0	.000	1-2	.500	0	1	1	3.7	1	0	1	0	0	1	4.9
Washington St.	02/04/2021	*	16:02	0-3	.000	0-0	.000	0-0	.000	2	2	4	3.7	5	2	0	1	1	0	4.5
Washington	02/06/2021	*	22:14	2-4	.500	0-0	.000	0-0	.000	1	2	3	3.6	4	5	1	0	1	4	4.5
at Arizona St.	02/11/2021	*	21:01	2-4	.500	0-0	.000	0-0	.000	1	1	2	3.5	1	1	0	1	0	4	4.5
at Arizona	02/13/2021	*	27:14	2-3	.667	0-0	.000	2-4	.500	4	1	5	3.6	3	0	0	0	0	6	4.6
Colorado	02/18/2021	*	31:02	1-3	.333	0-0	.000	5-7	.714	1	2	3	3.6	2	0	0	0	2	7	4.7
Utah	02/20/2021	*	20:58	2-2	1.000	0-0	.000	0-0	.000	1	0	1	3.4	3	1	1	1	0	4	4.7
at Southern California	02/22/2021	*	14:34	1-3	.333	1-2	.500	0-2	.000	0	0	0	3.3	0	1	1	0	1	3	4.6
at Stanford	02/25/2021		17:47	3-5	.600	0-1	.000	3-4	.750	0	2	2	3.2	1	1	0	0	0	9	4.8
at California	02/27/2021		18:22	2-2	1.000	0-0	.000	0-0	.000	0	3	3	3.2	0	1	1	1	1	4	4.8
Arizona	03/01/2021		24:07	0-5	.000	0-1	.000	0-0	.000	1	3	4	3.2	1	2	1	1	0	0	4.5
UCLA	03/03/2021		14:44	1-3	.333	0-0	.000	1-1	1.000	0	1	1	3.1	1	0	1	0	1	3	4.5
Totals			8 444:38	41-85	.482	4-11	.364	17-30	.567	22	50	72	3.1	40	21	19	10	13	103	4.5

Player Averages

Games Played	Minutes/game	Points/game	FG Pct	3FG Pct	FT Pct	Rebounds/game	Assists/game	Turnovers/game	Assist/Turnover ratio	Steals/game	Blocks/game
23	19.3	4.5	48.2	36.4	56.7	3.1	0.9	0.8	1.1	0.6	0.4

2020-21 | SOPHOMORE SEASON

- Keyed the press in Oregon's comeback win over UCLA on March 3.
- Scored a season-high nine points Feb. 25 at Stanford.
- Made key free throws late as part of his seven points in Oregon's Feb. 18 win against Colorado.
- Tied career high with five assists Feb. 6 versus Washington.
- First start of the season Jan. 23 vs. Oregon State.
- Led team with six rebounds at Utah.
- Fifth game of eight points Jan. 7 at Colorado.
- Third 5-rebound game of the season Dec. 31 vs. Cal.
- Fourth game of eight points Dec. 19 vs. Portland.
- Third straight game with 8 points 12/12 at Washington.
- Matched his season high with 8 points twice versus Florida A&M.
- Season-high 8 points vs. Eastern Washington.

2019-20 | FRESHMAN SEASON

- The only Duck freshman to appear in all 31 games.
- Recorded first career double-double with a season-highs of 16 points and 12 rebounds in 28 minutes off the bench at Washington.

BEFORE OREGON

- Four star recruit with a scout grade of 86 according to ESPN.
- Ranked as the No. 58 recruit in ESPN's top 100 for the class of 2019.
- Listed as the nation's 14th best power forward by 247sports.com.
- Won three straight TSSAA AAA state championships with Memphis East High School before claiming his fourth-straight high school state title in 2018-19, helping Wooddale High School win its first state title.
- Scored 16 points and grabbed 11 rebounds to lead Wooddale to a victory in the 2019 Class AA state championship game.
- Led his high school team to a 33-4 record his senior season.

YEAR-BY-YEAR CAREER STATISTICS

Season	GP-GS	Min./Avg.	FG-FGA	pct.	3FG-3FGA	pct.	FT-FTA	pct.	off	def	tot	avg.	pf	fo	asst	to	blk	stl	Points	Avg.
2019-20	31-12	604/19.5	56-108	.519	1-1	1.000	26-40	.650	40	81	121	3.9	56	0	41	25	14	21	139	4.5
2020-21	23-8	442/19.4	41-85	.482	4-11	.364	17-30	.567	22	50	72	3.1	40	1	21	19	10	13	103	4.5
TOTAL	54-20	1046/19.4	97-193	.503	5-12	.417	43-70	.614	62	131	193	3.6	96	1	62	44	24	34	242	4.5

2020-21 SEASON HIGHS

Points	9	at Stanford (2-25-21)
FG Made	4	3 times
FG Att.	8	Eastern Washington (12-7-20) at Washington (12-12-20)
3 PT Made	1	4 times
3 PT Att.	2	3 times
FT Made	5	Colorado (2-18-21)
FT Att.	5	Colorado (2-18-21)
Rebounds	6	at Utah (1-9-21)
Assists	5	Washington (2-6-21)
Steals	2	at Colorado (1-7-21) Colorado (2-18-21)
Blocks	2	Florida A&M (12-9-20) at Utah (1-9-21)
Minutes	31	Colorado (2-18-21)

CAREER HIGHS

Points	16	at Washington (1-18-20)
FG Made	7	at Washington (1-18-20)
FG Att.	12	at Washington (1-18-20)
3 PT Made	1	3 times
3 PT Att.	2	vs. Seton Hall (12-4-20) Florida A&M (12-9-20)
FT Made	5	Colorado (2-18-21)
FT Att.	5	Colorado (2-18-21)
Rebounds	12	at Washington (1-18-20)
Assists	5	Washington (2-6-21)
Steals	2	7 times
Blocks	2	6 times
Minutes	45	USC (1-24-20)

MISCELLANEOUS STATS

CATEGORY	2020-21	CAREER
Double-digit scoring		1
20+ point games		
Double-digit rebounding		1
Double-doubles		1
Led UO in scoring		
Led UO in rebounding	1	6
Led UO in assists	2	5
Led UO in steals		1
Led UO in blocks		11
5+ assist games	1	3
3+ steal games		
3+ block games		



#2 EUGENE OMORUYI

RS-SENIOR | FORWARD | 6-6 | 245 | REXDALE, ONTARIO

ORANGEVILLE PREP / RUTGERS | CRIMINAL JUSTICE



2020-21 Oregon Men's Basketball
Individual Game-by-Game
All games

Page 3/16
as of Mar 04, 2021

#2 OMORUYI, Eugene

Opponent	Date	GS	MIN	Total		3-Pointers		Free throws		Rebounds				PF	A	T/O	BLK	STL	PTS	AVG	
				FG-FGA	PCT	3FG-3FGA	PCT	FT-FTA	PCT	OFF	DEF	TOT	AVG								
vs Missouri	12/02/2020	*	33:57	10-19	.526	2-6	.333	9-11	.818	7	4	11	11.0	3	1	3	1	0	31	31.0	
vs Seton Hall	12/04/2020	*	35:09	10-17	.588	2-4	.500	0-2	.000	1	3	4	7.5	3	2	2	1	1	22	26.5	
Eastern Wash.	12/07/2020	*	30:29	8-18	.444	1-3	.333	1-3	.333	1	3	4	6.3	2	2	4	1	0	18	23.7	
Florida A&M	12/09/2020	*	23:04	6-14	.429	1-5	.200	0-0	.000	0	1	1	5.0	2	3	2	0	0	13	21.0	
at Washington	12/12/2020	*	22:20	3-13	.231	0-2	.000	8-8	1.000	4	1	5	5.0	5	3	1	0	0	14	19.6	
San Francisco	12/17/2020	*	31:57	7-15	.467	2-5	.400	3-5	.600	2	3	5	5.0	3	1	3	0	1	19	19.5	
Portland	12/19/2020	*	19:49	4-4	1.000	2-2	1.000	0-0	.000	0	2	2	4.6	2	3	5	2	1	10	18.1	
California	12/31/2020	*	36:19	10-14	.714	1-4	.250	5-9	.556	2	4	6	4.8	1	0	1	0	5	26	39.1	
Stanford	01/02/2021	*	31:44	5-11	.455	3-6	.500	2-2	1.000	1	3	4	4.7	4	5	4	0	1	15	18.7	
at Colorado	01/07/2021	*	36:09	8-17	.471	0-3	.000	2-2	1.000	4	4	8	5.0	4	1	3	0	0	18	18.6	
at Utah	01/09/2021	*	19:09	0-7	.000	0-1	.000	0-0	.000	1	0	1	4.6	3	4	2	0	1	0	16.9	
Oregon St.	01/23/2021	*	34:27	5-16	.313	1-7	.143	4-7	.571	3	6	9	5.0	3	2	2	0	0	15	16.8	
Washington St.	02/04/2021	*	33:17	6-12	.500	2-3	.667	7-8	.875	4	3	7	5.2	5	1	3	1	2	21	17.1	
Washington	02/06/2021	*	33:46	8-12	.667	3-4	.750	6-6	1.000	4	1	5	5.1	2	3	3	0	3	25	17.6	
at Arizona St.	02/11/2021	*	26:56	7-14	.500	1-3	.333	3-3	1.000	4	6	10	5.5	3	3	4	0	3	18	17.7	
at Arizona	02/13/2021	*	35:55	7-14	.500	2-4	.500	3-4	.750	0	4	4	5.4	3	1	2	0	0	19	17.8	
Colorado	02/18/2021	*	30:13	5-14	.357	2-5	.400	1-1	1.000	1	4	5	5.4	5	1	4	0	5	13	17.5	
Utah	02/20/2021	*	27:24	4-8	.500	2-3	.667	3-4	.750	2	4	6	5.4	5	3	1	1	1	13	17.2	
at Southern California	02/22/2021	*	22:47	3-10	.300	0-2	.000	3-3	1.000	2	1	3	5.3	3	1	1	0	9	16.8		
at Stanford	02/25/2021	*	35:34	5-11	.455	1-5	.200	1-2	.500	4	6	10	5.5	2	4	3	2	1	12	16.6	
at California	02/27/2021	*	32:28	8-18	.444	0-2	.000	5-6	.833	1	2	3	5.4	1	2	0	1	21	16.8		
Arizona	03/01/2021	*	34:07	5-14	.357	3-6	.500	8-9	.889	2	3	5	5.4	2	0	1	0	4	21	17.0	
UCLA	03/03/2021	*	32:29	6-11	.545	1-3	.333	2-3	.667	1	5	6	5.4	3	4	3	1	1	15	16.9	
Totals			23	699:29	140-303	.462	32-88	.364	76-98	.776	51	73	124	5.4	69	49	59	11	31	388	16.9

Player Averages

Games Played	Minutes/game	Points/game	FG Pct	3FG Pct	FT Pct	Rebounds/game	Assists/game	Turnovers/game	Assist/Turnover ratio	Steals/game	Blocks/game
23	30.4	16.9	46.2	36.4	77.6	5.4	2.1	2.6	0.8	1.3	0.5

2020-21 | RS-SENIOR SEASON

- Sixth in the Pac-12 in scoring at 16.9 points per game.
- Has scored in double figures in 21-of-23 games this season.
- Team leader in scoring 13 times.
- Second straight game with 21 points March 1 vs. Arizona when he also had four steals.
- Team-best 21 points Feb. 27 at Cal.
- Third double-double of the season with 12 points and 10 rebound Feb. 25 at Stanford, where he also led the team with 4 assists.
- Scored his 1,000th career point as part of the 19 he had to lead Oregon Feb. 13 at Arizona.
- Career-best five steals with 13 points in Feb. 6 18 win against Colorado.
- Double-double with 18 points and 10 reb. Feb. 11 at Arizona State.
- Led Team with 25 points and three steals Feb. 6 vs. Washington.
- 21 points and seven rebounds Feb. 2 vs. Washington State.
- 15 points and nine rebounds Jan. 23 vs. Oregon State.
- 15 points and a season-best 5 assists Jan. 2 vs. Stanford.
- Big game versus Cal on Dec. 31 where he had 26 points, 6 rebounds and a career-high 5 steals. Was 9-of-10 on two-point FGs.
- Scored 19 points to lead the team vs. San Francisco.
- Led team with 14 points Dec. 12 at Washington.
- Named Pac-12 Player of the Week (Dec. 7) after an opening week that saw him average 26.5 points and 7.5 rebounds per game while netting 55.6 percent from the field.
- Led team with 18 points against Eastern Washington.
- 22 points in win over Seton Hall.
- Impressive first game as a Duck with a career-high 31 points and 11 rebounds.
- The 31 points was the most ever by a player in their first game as a Duck.
- Joined Kansas State's Michael Beasley (2007-08) and North Carolina's Cole Anthony (2019-20) as the only major conference players in the last 25 years to have 30-plus points and 10-plus rebounds in their team debut.

BEFORE OREGON

- Last name is pronounced oh-moh-ROO-ye.
- Is the 11th Canadian to play for Oregon under Coach Dana Altman.
- As a junior (2018-19), named honorable mention All-Big Ten at Rutgers.
- Averaged a team-high 13.8 points and 7.2 rebounds per game.
- Prior to Rutgers, attended Orangeville Prep in Ontario.
- Played alongside NBA top 10 picks Thon Maker and Jamal Murray.

YEAR-BY-YEAR CAREER STATISTICS (2016-19 - Rutgers, 2019- Oregon)

Season	GP-GS	Min./Avg.	FG-FGA	pct.	3FG-3FGA	pct.	FT-FTA	pct.	off	def	tot	avg.	pf	fo	asst	to	blk	stl	Points	Avg.
2016-17	33-11	395/12.0	29-83	.349	0-11	.000	20-32	.625	32	41	73	2.2	48	0	34	35	9	15	78	2.4
2017-18	32-7	694/21.7	97-205	.473	0-5	.000	59-109	.541	70	90	160	5.0	69	1	31	44	24	28	253	7.9
2018-19	28-26	815/29.1	141-317	.445	14-45	.311	90-126	.714	64	137	201	7.2	83	3	68	69	7	20	386	13.8
2019-20									Redshirt Season											
2020-21	23-23	701/30.5	140-303	.462	32-88	.364	76-98	.776	51	73	124	5.4	69	4	49	59	11	31	388	16.9
TOTAL	116-67	2607/22.5	407-908	.448	46-149	.309	245-365	.671	217	341	558	4.8	269	8	182	207	51	94	1105	9.5

2020-21 SEASON HIGHS

Points	31	vs. Missouri (12-2-20)
FG Made	10	3 times
FG Att.	19	vs. Missouri (12-2-20)
3 PT Made	3	3 times
		Washington (2-6-21)
3 PT Att.	7	Oregon State (1-23-21)
		Washington State (2-4-21)
FT Made	9	vs. Missouri (12-2-20)
FT Att.	11	vs. Missouri (12-2-20)
Rebounds	11	vs. Missouri (12-2-20)
Assists	5	Stanford (1-2-20)
Steals	5	California (12-31-20)
		Colorado (2-18-21)
Blocks	2	Portland (12-19-20)
		at Stanford (2-25-21)
Minutes	36	4 times

CAREER HIGHS

Points	31	vs. Missouri (12-2-20)
FG Made	10	3 times
FG Att.	19	vs. Missouri (12-2-20)
3 PT Made	4	Drexel (11-11-18)
3 PT Att.	6	vs. Missouri (12-2-20)
		Stanford (1-2-20)
FT Made	9	Penn State (3-6-19)
		vs. Missouri (12-2-20)
FT Att.	12	vs. Coppin State (11-19-17)
Rebounds	17	Boston U. (11-23-18)
Assists	6	at Ohio State (2-2-19)
Steals	5	California (12-31-20)
		Colorado (2-18-21)
Blocks	3	vs. Bryant (11-21-17)
		Stony Brook (12-22-17)
Minutes	37	at Seton Hall (12-15-18)

MISCELLANEOUS STATS

CATEGORY	2020-21	CAREER
Double-digit scoring	22	55
20+ point games	7	12
Double-digit rebounding	3	12
Double-doubles	3	10
Led UO in scoring	13	13
Led UO in rebounding	7	7
Led UO in assists	5	5
Led UO in steals	7	7
Led UO in blocks	3	3
5+ assist games	1	6
3+ steal games	5	7
3+ block games		2



#25 LUKE OSBORN

RS-SENIOR | GUARD | 6-6 | 215 | CLACKAMAS, ORE.

TUALATIN HS | ACCOUNTING



2020-21 Oregon Men's Basketball
Individual Game-by-Game
All games

Page 14/16
as of Mar 04, 2021

#25 OSBORN, Luke

Opponent	Date	GS	MIN	Total		3-Pointers		Free throws		Rebounds				PF	A	T/O	BLK	STL	PTS	AVG
				FG-FGA	PCT	3FG-3FGA	PCT	FT-FTA	PCT	OFF	DEF	TOT	AVG							
Florida A&M	12/09/2020		00:59	0-0	.000	0-0	.000	0-0	.000	0	0	0	0.0	0	0	0	0	0	0	0.0
Portland	12/19/2020		02:57	0-0	.000	0-0	.000	0-0	.000	0	1	1	0.5	0	0	0	0	0	0	0.0
Totals			03:56	0-0	.000	0-0	.000	0-0	.000	0	1	1	0.5	0	0	0	0	0	0	0.0

Player Averages

Games Played	Minutes/game	Points/game	FG Pct	3FG Pct	FT Pct	Rebounds/game	Assists/game	Turnovers/game	Assist/Turnover ratio	Steals/game	Blocks/game
2	2.0	0.0	0.0	0.0	0.0	0.5	0.0	0.0	0.0	0.0	0.0

2020-21 | RS-SENIOR SEASON

- Grabbed a rebound vs. Portland.
- Played one minute against Florida A&M.

2019-20 | RS-JUNIOR SEASON

- Saw first action of the season playing two minutes against Hawaii.
- Played one minute against UCLA, Oregon State and California.

2018-19 | RS-SOPHOMORE SEASON

- Saw action in seven games.
- Collected his first two career rebounds 2/28 vs. ASU.
- Made his collegiate debut vs. Eastern Washington.
- Completed his undergraduate degree in accounting and is now working on his Master's in accounting..

YEAR-BY-YEAR CAREER STATISTICS

Season	GP-GS	Min./Avg.	FG-FGA	pct.	3FG-3FGA	pct.	FT-FTA	pct.	off	def	tot	avg.	pf	fo	asst	to	blk	stl	Points	Avg.
2018-19	7-0	9/1.3	0-1	.000	0-1	.000	0-0	.000	0	2	2	0.3	0	0	0	0	0	0	0	0.0
2019-20	4-0	4/1.0	0-0	.000	0-0	.000	0-0	.000	0	0	0	0.0	1	0	0	1	0	0	0	0.0
2020-21	2-0	4/2.0	0-0	.000	0-0	.000	0-0	.000	0	1	1	0.0	0	0	0	0	0	0	0	0.0
TOTAL	13-0	17/1.3	0-1	.000	0-1	.000	0-0	.000	0	3	3	0.2	1	0	0	1	0	0	0	0.0

2020-21 SEASON HIGHS

Points	_____
FG Made	_____
FG Att.	_____
3 PT Made	_____
3 PT Att.	_____
FT Made	_____
FT Att.	_____
Rebounds	1 Portland (12-19-20)
Assists	_____
Steals	_____
Blocks	_____
Minutes	3 Portland (12-19-20)

CAREER HIGHS

Points	_____
FG Made	_____
FG Att.	1 Arizona State (2-28-19)
3 PT Made	_____
3 PT Att.	1 Arizona State (2-28-19)
FT Made	_____
FT Att.	_____
Rebounds	2 Arizona State (2-28-19)
Assists	_____
Steals	_____
Blocks	_____
Minutes	3 vs. Washington State (3-14-19)
	3 Portland (12-19-20)

MISCELLANEOUS STATS

CATEGORY	2020-21	CAREER
Double-digit scoring	_____	_____
20+ point games	_____	_____
Double-digit rebounding	_____	_____
Double-doubles	_____	_____
Led UO in scoring	_____	_____
Led UO in rebounding	_____	_____
Led UO in assists	_____	_____
Led UO in steals	_____	_____
Led UO in blocks	_____	_____
5+ assist games	_____	_____
3+ steal games	_____	_____
3+ block games	_____	_____



#10 GABE REICHLER

FRESHMAN | GUARD | 6-2 | 175 | WILSONVILLE, ORE.

WILSONVILLE HS | BUSINESS



2020-21 Oregon Men's Basketball
Individual Game-by-Game
All games

Page 7/16
as of Mar 04, 2021

#10 REICHLER, Gabe

Opponent	Date	GS	MIN	Total		3-Pointers		Free throws		Rebounds				PF	A	T/O	BLK	STL	PTS	AVG
				FG-FGA	PCT	3FG-3FGA	PCT	FT-FTA	PCT	OFF	DEF	TOT	AVG							
vs Missouri	12/02/2020		00:27	0-0	.000	0-0	.000	0-0	.000	0	0	0	0.0	1	0	0	0	0	0	0.0
Florida A&M	12/09/2020		00:59	0-0	.000	0-0	.000	0-0	.000	0	0	0	0.0	0	0	0	0	0	0	0.0
Portland	12/19/2020		04:02	1-2	.500	1-1	1.000	0-0	.000	0	0	0	0.0	1	0	0	0	0	3	1.0
Oregon St.	01/23/2021		04:48	0-0	.000	0-0	.000	0-1	.000	0	0	0	0.0	0	0	0	0	1	0	0.8
Totals		0	10:17	1-2	.500	1-1	1.000	0-1	.000	0	0	0	0.0	2	0	0	0	1	3	0.8

Player Averages

Games Played	Minutes/game	Points/game	FG Pct	3FG Pct	FT Pct	Rebounds/game	Assists/game	Turnovers/game	Assist/Turnover ratio	Steals/game	Blocks/game
4	2.6	0.8	50.0	100.0	0.0	0.0	0.0	0.0	0.0	0.3	0.0

2020-21 | FRESHMAN SEASON

- One steal in five minutes Jan. 23 vs. Oregon State.
- Scored first career points on a three-pointer 12-19 vs. Portland.
- Made his Oregon debut vs. Missouri and also played against Florida A&M.

BEFORE OREGON

- Rated as the No. 8 player in the state of Oregon by PrepHoops.
- First-team 5A all-state selection as a senior averaged 14.7 points, 5.1 assists, 2.9 rebounds and 1.9 steals per game for Wilsonville High School.
- Mother Sarah played at the University of Portland for current Oregon women's basketball coach Kelly Graves.

YEAR-BY-YEAR CAREER STATISTICS

Season	GP-GS	Min./Avg.	FG-FGA	pct.	3FG-3FGA	pct.	FT-FTA	pct.	off	def	tot	avg.	pf	fo	asst	to	blk	stl	Points	Avg.
2020-21	4-0	10/2.6	1-2	.500	1-1	1.000	0-1	.000	0	0	0	0.0	2	0	0	0	0	1	3	0.8
TOTAL	4-0	10/2.6	1-2	.500	1-1	1.000	0-1	.000	0	0	0	0.0	2	0	0	0	0	1	3	0.8

2020-21 SEASON HIGHS

Points	3	Portland (12-19-20)
FG Made	1	Portland (12-19-20)
FG Att.	2	Portland (12-19-20)
3 PT Made	1	Portland (12-19-20)
3 PT Att.	1	Portland (12-19-20)
FT Made		
FT Att.	1	Oregon State (1-23-21)
Rebounds		
Assists		
Steals	1	Oregon State (1-23-21)
Blocks		
Minutes	5	Oregon State (1-23-21)

CAREER HIGHS

Points	3	Portland (12-19-20)
FG Made	1	Portland (12-19-20)
FG Att.	2	Portland (12-19-20)
3 PT Made	1	Portland (12-19-20)
3 PT Att.	1	Portland (12-19-20)
FT Made		
FT Att.	1	Oregon State (1-23-21)
Rebounds		
Assists		
Steals	1	Oregon State (1-23-21)
Blocks		
Minutes	5	Oregon State (1-23-21)

MISCELLANEOUS STATS

CATEGORY	2020-21	CAREER
Double-digit scoring		
20+ point games		
Double-digit rebounding		
Double-doubles		
Led UO in scoring		
Led UO in rebounding		
Led UO in assists		
Led UO in steals		
Led UO in blocks		
5+ assist games		
3+ steal games		
3+ block games		



#0 WILL RICHARDSON

JUNIOR | GUARD | 6-5 | 180 | HINESVILLE, GA.

OAK HILL ACADEMY | GENERAL SOCIAL SCIENCE



2020-21 Oregon Men's Basketball
Individual Game-by-Game
All games

Page 1/16
as of Mar 04, 2021

#0 RICHARDSON, Will

Opponent	Date	GS	MIN	Total		3-Pointers		Free throws		Rebounds				PF	T/O	BLK	STL	PTS	AVG		
				FG-FGA	PCT	3FG-3FGA	PCT	FT-FTA	PCT	OFF	DEF	TOT	AVG								
Washington St.	02/04/2021	*	33:09	2-9	.222	0-4	.000	6-7	.857	1	5	6	6.0	3	5	5	0	1	10	10.0	
Washington	02/06/2021	*	37:57	5-12	.417	3-6	.500	6-8	.750	1	1	2	4.0	3	5	5	0	1	19	14.5	
at Arizona St.	02/11/2021	*	25:09	4-8	.500	3-6	.500	4-5	.800	0	2	2	3.3	3	3	3	0	0	15	14.7	
at Arizona	02/13/2021	*	34:51	2-8	.250	0-3	.000	0-0	.000	2	3	5	3.8	1	4	2	0	0	4	12.0	
Colorado	02/18/2021	*	38:52	4-10	.400	0-2	.000	3-4	.750	0	3	3	3.6	1	3	0	2	11	11.8		
Utah	02/20/2021	*	31:43	4-10	.400	1-4	.250	0-0	.000	1	1	2	3.3	0	2	1	0	1	9	11.3	
at Southern California	02/22/2021	*	31:31	2-8	.250	0-0	.000	1-2	.500	2	1	3	3.3	2	1	0	0	4	5	10.4	
at Stanford	02/25/2021	*	33:00	1-7	.143	1-6	.167	0-0	.000	1	2	3	3.3	3	2	0	1	3	9.5		
at California	02/27/2021	*	32:13	3-5	.600	0-1	.000	1-2	.500	0	1	1	3.0	4	3	0	0	1	7	9.2	
Arizona	03/01/2021	*	37:22	4-10	.400	3-7	.429	1-2	.500	0	1	1	2.8	1	5	2	0	0	12	9.5	
UCLA	03/03/2021	*	40:00	6-8	.750	2-3	.667	1-2	.500	0	2	2	2.7	3	2	0	1	15	10.0		
Totals			11	375:47	37-95	.389	13-42	.310	23-32	.719	8	22	30	2.7	24	33	25	0	12	110	10.0

Player Averages

Games Played	Minutes/game	Points/game	FG Pct	3FG Pct	FT Pct	Rebounds/game	Assists/game	Turnovers/game	Assist/Turnover ratio	Steals/game	Blocks/game
11	34.2	10.0	38.9	31.0	71.9	2.7	3.0	2.3	1.3	1.1	0.0

2020-21 | JUNIOR SEASON

- 15 points - nine in the second half - in March 3 win against UCLA.
- 12 points and tied a season high with 5 assists March 1 vs. Arizona.
- Season-high four steals Feb. 22 at USC.
- 11 points in Feb. 18 win against Colorado.
- For the second year in a row, assisted on the game-winning bucket in Oregon's win at Arizona. Last year he found Shakur Juiston for an open lay-in at the end of overtime; this year he kicked it out to Chris Duarte for an open three.
- Scored 15 points Feb. 11 at Arizona State.
- Returned to form with 19 points and five assists Feb. 6 vs. Washington.
- Made season debut Feb. 2 and had 10 points, sic rebounds and five assists versus Washington State.
- Had surgery to repair injured left thumb on Dec. 2.

2019-20 | SOPHOMORE SEASON

- First in the Pac-12 in three-point field goal percentage, shooting 46.9 percent on the year.
- Scored in double figures in nine of the last 11 games of the year, averaging 14.2 points per game in that span and hitting 54.5 percent from three-point range (18-of-33).
- Found Skakur Juiston for the game-winning layup with 1.4 seconds remaining in overtime in Oregon's Feb. 22 win at No. 24 Arizona.
- Scored a career-high 21 points, including seven in overtime highlighted by the game-winning bucket with :15 remaining against Arizona.

YEAR-BY-YEAR CAREER STATISTICS

Season	GP-GS	Min./Avg.	FG-FGA	pct.	3FG-3FGA	pct.	FT-FTA	pct.	off	def	tot	avg.	pf	fo	asst	to	blk	stl	Points	Avg.
2018-19	38-12	922/24.3	80-171	.468	15-54	.278	54-80	.675	24	66	90	2.4	69	1	95	64	7	43	229	6.0
2019-20	31-13	942/30.4	123-257	.479	38-81	.469	56-66	.848	36	79	115	3.7	68	2	70	49	7	42	340	11.0
2020-21	11-11	375/24.1	37-95	.389	13-42	.310	23-32	.719	8	22	30	2.7	24	0	33	25	0	12	110	10.0
TOTAL	80-36	2237/28.0	240-523	.459	66-177	.373	133-178	.747	68	167	235	2.9	161	3	198	138	14	97	679	8.5

2020-21 SEASON HIGHS

Points	19	Washington (2-6-21)
FG Made	6	UCLA (3-3-21)
FG Att.	12	Washington (2-6-21)
3 PT Made	3	3 times
3 PT Att.	7	Arizona (3-1-21)
FT Made	6	Washington State (2-4-21)
		Washington (2-6-21)
FT Att.	8	Washington (2-6-21)
Rebounds	6	Washington State (2-4-21)
Assists	5	3 times
Steals	4	at USC (2-22-21)
Blocks		
Minutes	40	UCLA (3-3-21)

CAREER HIGHS

Points	21	Arizona (1-9-20)
		Colorado (2-13-20)
FG Made	8	at Utah (1-31-19)
FG Att.	16	Arizona (1-9-20))
3 PT Made	4	Texas Southern (12-21-19)
		Utah (2-16-20)
3 PT Att.	7	Texas Southern (12-21-19)
		Arizona (3-1-21)
FT Made	8	Green Bay (11-20-18)
FT Att.	10	Green Bay (11-20-18)
Rebounds	9	Colorado (2-13-20)
Assists	9	California (2-6-19)
Steals	6	Alabama State (12-29-19)
Blocks	3	at Utah (1-31-19)
Minutes	40	at Arizona (2-22-20)
		UCLA (3-3-21)

MISCELLANEOUS STATS

CATEGORY	2020-21	CAREER
Double-digit scoring	6	35
20+ point games		2
Double-digit rebounding		
Double-doubles		
Led UO in scoring		6
Led UO in rebounding		4
Led UO in assists	5	15
Led UO in steals	2	14
Led UO in blocks		3
5+ assist games	3	13
3+ steal games	1	8
3+ block games		1



#3 JALEN TERRY

FRESHMAN | GUARD | 6-0 | 165 | FLINT, MICH.

BEECHER HIGH SCHOOL | UNDECLARED



2020-21 Oregon Men's Basketball
Individual Game-by-Game
All games

Page 4/16
as of Mar 04, 2021

#3 TERRY, Jalen

Opponent	Date	GS	MIN	Total		3-Pointers		Free throws		Rebounds				PF	A	T/O	BLK	STL	PTS	AVG
				FG-FGA	PCT	3FG-3FGA	PCT	FT-FTA	PCT	OFF	DEF	TOT	AVG							
vs Missouri	12/02/2020		16:32	0-4	.000	0-2	.000	0-0	.000	0	1	1	1.0	3	1	0	0	0	0	0.0
vs Seton Hall	12/04/2020		17:55	3-7	.429	3-5	.600	0-0	.000	0	1	1	1.0	1	2	0	0	0	9	4.5
Eastern Wash.	12/07/2020		19:11	3-6	.500	2-4	.500	0-0	.000	0	4	4	2.0	2	0	0	0	1	8	5.7
Florida A&M	12/09/2020		22:38	1-6	.167	0-4	.000	0-0	.000	0	3	3	2.3	3	5	2	0	1	2	4.8
at Washington	12/12/2020		10:25	0-2	.000	0-1	.000	0-0	.000	0	0	0	1.8	1	1	2	0	3	0	3.8
San Francisco	12/17/2020		05:07	0-0	.000	0-0	.000	0-0	.000	0	0	0	1.5	2	0	1	0	0	0	3.2
Portland	12/19/2020		18:28	1-3	.333	0-1	.000	0-0	.000	0	5	5	2.0	1	3	2	2	1	2	3.0
Oregon St.	01/23/2021	*	21:03	5-7	.714	3-4	.750	0-0	.000	0	0	0	1.8	4	0	0	0	1	13	4.3
Washington St.	02/04/2021		12:24	0-0	.000	0-0	.000	0-0	.000	0	0	0	1.6	0	1	0	0	1	0	3.8
Washington	02/06/2021		23:31	5-7	.714	5-7	.714	0-0	.000	1	3	4	1.8	0	1	1	0	1	15	4.9
at Arizona St.	02/11/2021		11:58	0-3	.000	0-2	.000	0-0	.000	0	4	4	2.0	1	3	1	0	0	0	4.5
at Arizona	02/13/2021		02:51	0-1	.000	0-1	.000	0-0	.000	0	0	0	1.8	2	0	0	0	0	0	4.1
Colorado	02/18/2021		06:28	0-0	.000	0-0	.000	0-0	.000	0	0	0	1.7	0	0	0	0	0	0	3.8
Utah	02/20/2021		10:21	2-3	.667	0-1	.000	0-0	.000	0	1	1	1.6	2	0	1	0	0	4	3.8
at Southern California	02/22/2021		14:55	0-2	.000	0-1	.000	0-0	.000	0	0	0	1.5	1	3	1	0	1	0	3.5
at Stanford	02/25/2021		05:33	0-0	.000	0-0	.000	0-0	.000	0	0	0	1.4	0	0	1	0	0	0	3.3
at California	02/27/2021		03:45	0-0	.000	0-0	.000	0-0	.000	0	0	0	1.4	0	1	0	0	0	0	3.1
Totals			1 223:05	20-51	.392	13-33	.394	0-0	.000	1	22	23	1.4	23	21	12	2	10	53	3.1

Player Averages

Games Played	Minutes/game	Points/game	FG Pct	3FG Pct	FT Pct	Rebounds/game	Assists/game	Turnovers/game	Assist/Turnover ratio	Steals/game	Blocks/game
17	13.1	3.1	39.2	39.4	0.0	1.4	1.2	0.7	1.8	0.6	0.1

2020-21 | FRESHMAN SEASON

- Best game to date with 15 points on 5-of-7 three-point shooting Feb. 6 vs. Washington.
- 13 points on 5-of-7 shooting in first career start Jan. 23 vs. Oregon State.
- Missed four games Dec. 31-Jan. 9 while in COVID19 protocol.
- Grabbed 5 rebounds with 2 blocks 12-19 vs. Portland.
- 3 steals 12-12 at Washington.
- 5 assists vs. Florida A&M.
- 8 points and 4 rebounds vs. Eastern Washington.
- Spark off the bench with 9 points on 3 3-pointers vs. Seton Hall.
- Made his Oregon debut vs. Missouri.

BEFORE OREGON

- Michigan Mr. Basketball finalist averaged 20.4 points, 6.5 assists, 5.4 rebounds and 2.6 steals per game to guide Beecher High School (Mount Morris, Mich.) to a 20-2 record as a senior in 2019-20.

YEAR-BY-YEAR CAREER STATISTICS

Season	GP-GS	Min./Avg.	FG-FGA	pct.	3FG-3FGA	pct.	FT-FTA	pct.	off	def	tot	avg.	pf	fo	asst	to	blk	stl	Points	Avg.
2020-21	17-1	222/13.1	20-51	.392	13-33	.394	0-0	.000	1	22	23	1.4	23	0	21	12	2	10	53	3.1
TOTAL	17-1	222/13.1	20-51	.392	13-33	.394	0-0	.000	1	22	23	1.4	23	0	21	12	2	10	53	3.1

2020-21 SEASON HIGHS

Points	15	Washington (2-6-21)
FG Made	5	Oregon State (1-23-21)
		Washington (2-6-21)
FG Att.	7	3 times
3 PT Made	5	Washington (2-6-21)
3 PT Att.	7	Washington (2-6-21)
FT Made		
FT Att.		
Rebounds	5	Portland (12-19-20)
Assists	5	Florida A&M (12-9-20)
Steals	3	at Washington (12-12-20)
Blocks	2	Portland (12-19-20)
Minutes	24	Washington (2-6-21)

CAREER HIGHS

Points	15	Washington (2-6-21)
FG Made	5	Oregon State (1-23-21)
		Washington (2-6-21)
FG Att.	7	3 times
3 PT Made	5	Washington (2-6-21)
3 PT Att.	7	Washington (2-6-21)
FT Made		
FT Att.		
Rebounds	5	Portland (12-19-20)
Assists	5	Florida A&M (12-9-20)
Steals	3	at Washington (12-12-20)
Blocks	2	Portland (12-19-20)
Minutes	24	Washington (2-6-21)

MISCELLANEOUS STATS

CATEGORY	2020-21	CAREER
Double-digit scoring	2	2
20+ point games		
Double-digit rebounding		
Double-doubles		
Led UO in scoring		
Led UO in rebounding		
Led UO in assists	1	1
Led UO in steals	1	1
Led UO in blocks		
5+ assist games	1	1
3+ steal games	1	1
3+ block games		



#50 ERIC WILLIAMS JR.

RS-JUNIOR | FORWARD | 6-6 | 214 | PORT HURON, MICH.

NEW HAVEN HS / DUQUESNE | GENERAL SOCIAL SCIENCE



2020-21 Oregon Men's Basketball
Individual Game-by-Game
All games

Page 15/16
as of Mar 04, 2021

#50 WILLIAMS JR., Eric

Opponent	Date	GS	MIN	Total		3-Pointers		Free throws		Rebounds				PF	A	T/O	BLK	STL	PTS	AVG		
				FG-FGA	PCT	3FG-3FGA	PCT	FT-FTA	PCT	OFF	DEF	TOT	AVG									
vs Missouri	12/02/2020	*	36:21	5-11	.455	1-2	.500	2-4	.500	1	8	9	9.0	3	1	1	0	0	13	13.0		
vs Seton Hall	12/04/2020	*	33:20	3-8	.375	1-4	.250	8-10	.800	2	4	6	7.5	2	2	1	0	0	15	14.0		
Eastern Wash.	12/07/2020	*	29:28	6-10	.600	3-5	.600	2-2	1.000	2	8	10	8.3	3	1	2	1	0	17	15.0		
Florida A&M	12/09/2020	*	28:55	5-9	.556	1-4	.250	0-0	.000	3	3	6	7.8	1	3	3	2	2	11	14.0		
at Washington	12/12/2020	*	34:38	4-11	.364	2-4	.500	3-4	.750	3	4	7	7.6	2	3	1	0	3	13	13.8		
San Francisco	12/17/2020	*	35:34	5-11	.455	0-2	.000	6-8	.750	2	4	6	7.3	0	0	2	0	2	16	14.2		
Portland	12/19/2020	*	23:39	2-5	.400	0-1	.000	0-0	.000	2	4	6	7.1	1	5	5	0	2	4	12.7		
California	12/31/2020	*	30:43	4-10	.400	2-5	.400	3-4	.750	2	4	6	7.0	2	1	1	1	0	13	12.8		
Stanford	01/02/2021	*	29:11	4-13	.308	3-8	.375	1-2	.500	2	4	6	6.9	4	1	3	1	2	12	12.7		
at Colorado	01/07/2021	*	33:56	1-8	.125	1-5	.200	0-2	.000	0	4	4	6.6	2	2	2	0	0	3	11.7		
at Utah	01/09/2021	*	34:32	6-13	.462	3-6	.500	4-5	.800	3	3	6	6.5	5	1	1	3	1	19	12.4		
Oregon St.	01/23/2021	*	36:19	3-10	.300	1-7	.143	4-6	.667	1	2	3	6.3	4	2	0	0	0	11	12.3		
at Arizona St.	02/11/2021		15:00	0-6	.000	0-2	.000	0-0	.000	2	7	9	6.5	0	1	0	0	0	0	11.3		
Utah	02/20/2021		24:47	3-6	.500	1-3	.333	0-0	.000	1	4	5	6.4	0	2	1	0	1	7	11.0		
at Southern California	02/22/2021		26:27	6-13	.462	1-2	.500	1-2	.500	3	6	9	6.5	4	0	2	1	0	14	11.2		
at Stanford	02/25/2021	*	31:06	3-11	.273	2-5	.400	2-2	1.000	2	4	6	6.5	0	0	1	0	0	10	11.1		
at California	02/27/2021	*	30:57	2-5	.400	1-4	.250	0-0	.000	2	2	4	6.4	1	1	1	0	0	5	10.8		
Arizona	03/01/2021	*	31:43	2-3	.667	0-0	.000	5-7	.714	2	4	6	6.3	4	2	0	1	0	9	10.7		
UCLA	03/03/2021	*	35:16	3-6	.500	2-3	.667	0-0	.000	3	5	8	6.4	3	1	1	0	0	8	10.5		
Totals			16	581:52	.396	67-169	.396	25-72	.347	41-58	.707	38	84	122	6.4	41	29	28	10	13	200	10.5

Player Averages

Games Played	Minutes/game	Points/game	FG Pct	3FG Pct	FT Pct	Rebounds/game	Assists/game	Turnovers/game	Assist/Turnover ratio	Steals/game	Blocks/game
19	30.6	10.5	39.6	34.7	70.7	6.4	1.5	1.5	1.0	0.7	0.5

2020-21 | RS-JUNIOR SEASON

- Ranks ninth in the Pac-12 in rebounding (6.4 per game).
- Recorded at least six rebounds in 15-of-19 games.
- Eight points and eight rebounds March 3 vs. UCLA.
- Moved back into the starting lineup Feb. 25 at Stanford and had 10 points with 6 rebounds.
- Led Oregon with 14 points and nine rebounds off the bench Feb. 22 at USC.
- Grabbed nine rebounds Feb. 11 at Arizona State after missing two games due to COVID-19 protocols.
- Scored a season-high 19 points with 3 blocks in the Jan. 9 win at Utah.
- Scored 13 points with six rebounds Dec. 31 vs. Cal, where he reached 1,000 career points in his collegiate career.
- Matched career high with 5 assists vs. Portland.
- Had 13 points, 3 asst and 3 steals in 12/12 win at Washington.
- First double-double as a Duck with 17 points and 10 rebounds against Eastern Washington.
- 15 points in win against Seton Hall.
- Scored 13 points with 9 rebounds in his Oregon debut vs. Missouri.

2019-20 | JUNIOR SEASON

- Redshirt season.

BEFORE OREGON

- Played his freshman and sophomore seasons at Duquesne University.
- Had 905 career points and 522 career rebounds for the Dukes.
- Averaged 14.1 points and 8.2 rebounds per game at Duquesne.
- Had 17 career double-doubles at Duquesne, including six during his sophomore campaign.
- Scored in double figures in 45 of 64 career games with the Dukes.
- Led Duquesne in rebounds 40 times during his two years there.
- As a freshman, set a school record of nine three-pointers made in a game (George Mason).
- Prior to Duquesne, was the leading scorer for the 27-1 Class B State Champion New Haven High School.

YEAR-BY-YEAR CAREER STATISTICS (2017-19 - Duquesne, 2019- Oregon)

Season	GP-GS	Min./Avg.	FG-FGA	pct.	3FG-3FGA	pct.	FT-FTA	pct.	off	def	tot	avg.	pf	fo	asst	to	blk	stl	Points	Avg.
2017-18	32-31	1079/33.7	147-375	.392	67-184	.364	97-131	.740	68	212	280	8.8	75	2	51	67	10	43	458	14.3
2018-19	32-28	986/30.8	151-356	.424	56-151	.371	89-119	.748	93	149	242	7.6	62	0	45	55	7	36	447	14.0
2019-20									Redshirt Season											
2020-21	19-16	580/30.5	67-169	.396	25-72	.347	41-58	.707	38	84	122	6.4	41	1	29	28	10	13	200	10.5
TOTAL	83-75	2646/31.9	365-900	.406	148-407	.364	227-308	.737	199	445	644	7.8	178	3	125	150	27	92	1105	13.3

2020-21 SEASON HIGHS

Points	19	at Utah (1-9-21)
FG Made	6	3 times
FG Att.	13	3 times
3 PT Made	3	Eastern Washington (12-7-20) at Utah (1-9-21)
3 PT Att.	7	Oregon State (1-23-21)
FT Made	8	vs. Seton Hall (12-4-20)
FT Att.	10	vs. Seton Hall (12-4-20)
Rebounds	10	Eastern Washington (12-7-20)
Assists	5	Portland (12-19-20)
Steals	3	at Washington (12-12-20)
Blocks	3	at Utah (1-9-21)
Minutes	36	3 times

CAREER HIGHS

Points	40	at Saint Louis (3-06-19)
FG Made	15	at Saint Louis (3-06-19)
FG Att.	21	at Saint Joseph's (2-17-18)
3 PT Made	9	George Mason (1-20-18)
3PT FG Att.	15	George Mason (1-20-18)
FT Made	9	vs. Southern Illinois (12-23-17) UMass Lowell (11-25-18)
FT Att.	14	St. Francis (N.Y.) (11-11-17)
Rebounds	16	Stetson (12-6-17)
Assists	5	Mississippi Valley State (12-13-17) Portland (12-19-20)
Steals	4	Four times
Blocks	3	at Utah (1-9-21)
Minutes	47	George Mason (1-20-18)

MISCELLANEOUS STATS

CATEGORY	2020-21	CAREER
Double-digit scoring	10	45
20+ point games		5
Double-digit rebounding	1	10
Double-doubles	1	8
Led UO in scoring	1	1
Led UO in rebounding	7	7
Led UO in assists	2	2
Led UO in steals	4	4
Led UO in blocks	3	3
5+ assist games	2	2
3+ steal games	1	5
3+ block games	1	4



#15 LÖK WUR

RS-FRESHMAN | FORWARD | 6-8 | 200 | OMAHA, NEB.
 PAPILLION LA VISTA SOUTH HS | INTERNATIONAL STUDIES



2020-21 Oregon Men's Basketball
 Individual Game-by-Game
 All games

Page 11/16
 as of Mar 04, 2021

#15 WUR, Lok

Opponent	Date	GS	MIN	Total		3-Pointers		Free throws		Rebounds				PF	A	T/O	BLK	STL	PTS	AVG
				FG-FGA	PCT	3FG-3FGA	PCT	FT-FTA	PCT	OFF	DEF	TOT	AVG							
vs Missouri	12/02/2020		04:43	0-3	.000	0-2	.000	0-0	.000	1	0	1	1.0	0	1	0	0	0	0	0.0
Florida A&M	12/09/2020		05:52	1-2	.500	0-0	.000	0-0	.000	0	1	1	1.0	1	0	2	1	0	2	1.0
San Francisco	12/17/2020		00:55	0-0	.000	0-0	.000	0-0	.000	0	0	0	0.7	0	0	0	0	0	0.7	
Portland	12/19/2020		15:39	3-4	.750	1-2	.500	0-0	.000	2	3	5	1.8	2	0	1	0	0	7	2.3
California	12/31/2020		10:03	0-0	.000	0-0	.000	0-0	.000	1	1	2	1.8	1	0	0	0	0	1.8	
at Colorado	01/07/2021		01:22	0-0	.000	0-0	.000	0-0	.000	0	0	0	1.5	0	0	1	0	0	1.5	
at Utah	01/09/2021		01:11	0-0	.000	0-0	.000	0-0	.000	0	0	0	1.3	0	0	0	0	0	1.3	
Oregon St.	01/23/2021		12:37	1-2	.500	1-2	.500	1-2	.500	0	2	2	1.4	1	0	1	2	0	4	1.6
Washington St.	02/04/2021		09:17	1-2	.500	0-0	.000	2-2	1.000	1	0	1	1.3	4	0	1	0	0	4	1.9
Totals		0	61:39	6-13	.462	2-6	.333	3-4	.750	5	7	12	1.3	9	1	6	3	0	17	1.9

Player Averages

Games Played	Minutes/game	Points/game	FG Pct	3FG Pct	FT Pct	Rebounds/game	Assists/game	Turnovers/game	Assist/Turnover ratio	Steals/game	Blocks/game
9	6.9	1.9	46.2	33.3	75.0	1.3	0.1	0.7	0.2	0.0	0.3

2020-21 | RS-FRESHMAN SEASON

- Four points with two blocks 1-23 vs. Oregon State.
- Seven points with five rebounds 12-19 vs. Portland.
- First two points as a Duck vs. Florida A&M.
- Made his Oregon debut vs. Missouri.

2019-20 | FRESHMAN SEASON

Redshirt season.

BEFORE OREGON

- Averaged 20.8 points, 10.0 rebounds, 2.5 blocks and 1.5 assists per game during his senior campaign at Papillion La Vista South.
- Shot 51 percent from the field and 75 percent from the charity stripe.
- Led the Titans to their first state tournament appearance in six years.
- Named Second Team All-State by USA Today.

YEAR-BY-YEAR CAREER STATISTICS

Season	GP-GS	Min./Avg.	FG-FGA	pct.	3FG-3FGA	pct.	FT-FTA	pct.	off	def	tot	avg.	pf	fo	asst	to	blk	stl	Points	Avg.	
2019-20									Redshirt Season												
2020-21	9-0	60/6.9	6-13	.462	2-6	.333	3-4	.750	5	7	12	1.3	9	0	1	6	3	0	17	1.9	
TOTAL	9-0	60/6.9	6-13	.462	2-6	.333	3-4	.750	5	7	12	1.3	9	0	1	6	3	0	17	1.9	

2020-21 SEASON HIGHS

Points	7	Portland (12-19-20)
FG Made	3	Portland (12-19-20)
FG Att.	4	Portland (12-19-20)
3 PT Made	1	Portland (12-19-20)
3 PT Att.	2	vs. Missouri (12-2-20)
		Portland (12-19-20)
FT Made	2	Washington State (2-4-21)
FT Att.	2	Washington State (2-4-21)
Rebounds	5	Portland (12-19-20)
Assists	1	vs. Missouri (12-2-20)
Steals		
Blocks	1	Florida A&M (12-9-20)
Minutes	16	Portland (12-19-20)

CAREER HIGHS

Points	7	Portland (12-19-20)
FG Made	3	Portland (12-19-20)
FG Att.	4	Portland (12-19-20)
3 PT Made	1	Portland (12-19-20)
3 PT Att.	2	vs. Missouri (12-2-20)
		Portland (12-19-20)
FT Made	2	Washington State (2-4-21)
FT Att.	2	Washington State (2-4-21)
Rebounds	5	Portland (12-19-20)
Assists	1	vs. Missouri (12-2-20)
Steals		
Blocks	1	Florida A&M (12-9-20)
Minutes	16	Portland (12-19-20)

MISCELLANEOUS STATS

CATEGORY	2020-21	CAREER
Double-digit scoring		
20+ point games		
Double-digit rebounding		
Double-doubles		
Led UO in scoring		
Led UO in rebounding		
Led UO in assists		
Led UO in steals		
Led UO in blocks		
5+ assist games		
3+ steal games		
3+ block games		

HEAD COACH DANA ALTMAN



DANA ALTMAN

EXPERIENCE

Oregon Experience	11th Season
Oregon Record	277-108
Career Record (36th year)	810-375
NCAA Division I Record (32nd year)	687-351
Alma Mater	Eastern New Mexico (1980) Western State (1981)

COACHING EXPERIENCE BY YEAR

2011-Pres.	Oregon (Head Coach)
1995-10	Creighton (Head Coach)
1991-94	Kansas State (Head Coach)
1990	Marshall (Head Coach)
1987-89	Kansas State (Assistant Coach)
1984-86	Moberly (Mo.) JC (Head Coach)
1983	Southeast (Neb.) JC (Head Coach)
1980-82	Western State (Assistant Coach)

DANA ALTMAN QUICK HITS

- One of five active coaches with 24 consecutive winning seasons.
- Ranks 23rd all-time in NCAA career Division I coaching wins.
- Is the winningest coach in program history.
- 14 career NCAA Tournament appearances, with four Sweet 16s, two Elite Eights and one Final Four (2017).
- Is the winningest coach in Pac-12 Tournament history (19).
- 2013 Jim Phelan National Coach of the Year.
- Three-time Pac-12 Coach of the year (2013, 2015, 2016).
- Named coach of the year in four different Division I conferences: Southern, Big 8, MVC and Pac-12
- 6 Ducks selected in the last four NBA Drafts.
- Has a .500 or better record in 28 of 31 seasons as a Division I head coach.
- Named the Missouri Valley Conference all-Centennial Team coach.
- Was a walk-on at Southeast Junior College.
- Is an Eagle Scout.

Dana Altman is one of only five active coaches in NCAA Division I with 24 consecutive winning seasons. He is part of an exclusive fraternity that includes Hall-of-Famers Mike Krzyzewski, Tom Izzo, Bill Self and Jim Boehman.

He is the 34th head coach to record 600 career wins at the Division I level and is the winningest head coach in Oregon history. In 2016-17, Altman led Oregon back to the Final Four for the first time in 78 years.

In 2019, he became the winningest coach in Pac-12 Tournament history, reaching 19 victories.

The 2013 National Coach of the Year and three-time Pac-12 Coach of the Year, Altman is 277-108 in Eugene, and 687-351 in 32 seasons as a head coach at the NCAA Division I level in stints at Oregon, Creighton, Kansas State and Marshall.

Altman, the 19th head coach in the history of the University of Oregon men's basketball program, has led the Ducks to 10 consecutive 20-win seasons and 10 postseason appearances. He led Oregon to five straight NCAA Tournaments (2013-17) for the first time in school history, winning at least one game in each of those years. Included in those NCAA appearances are a Final Four (2017), two Elite Eights (2016, 2017) and three Sweet 16s (2013, 2016, 2017). The Ducks made their fourth Sweet 16 appearance under Altman in 2019 and were named the Pac-12's automatic qualifier for the 2020 NCAA Tournament before the worldwide Coronavirus epidemic cancelled the postseason. Altman now has 22 seasons of 20-plus wins to his credit (11 at Creighton, 10 at Oregon, one at Kansas State).

In 2019-20, Altman helped Payton Pritchard earn the Bob Cousy National Point Guard of the Year award for the first time in program history. The Pac-12 player of the year and NBA first round draft pick (Boston, No. 26) was Oregon's first consensus first team All-American in 80 years as the Ducks won the Pac-12 regular season title for the third time in the last five years despite a roster that was constantly changing due to injury. The Ducks' win at No. 5 Michigan was the highest-ranked nonconference win in program history as Oregon went 6-2 against ranked foes in 2019-20.

Oregon's 2018-19 season will be remembered for the Ducks' winning four games in four days to claim the Pac-12 Tournament title. Oregon rode that momentum to a Sweet 16 appearance, losing to eventual national champion Virginia. In addition to another 20-win season and a postseason appearance, the 2017-18 season saw another first for Altman when Troy Brown Jr. became his first career NBA first round draft choice (No. 15 overall, Washington).

Oregon entered the 2016-17 season with lofty expectations, and the Ducks lived up to every one of them. The Ducks won the Pac-12 title for the second consecutive season and advanced to the Final Four for the first time since the 1939 Webfoots won the very first NCAA title. Along the way, Oregon won a program-record 33 games and also reached a high-water mark for conference victories with 16. Dillon Brooks was named the Pac-12 player of the year and a consensus all-American, while Jordan Bell was the Pac-12 defensive player of the year and the NCAA Midwest Regional most outstanding player. Jordan, Brooks and Tyler Dorsey were all selected in the 2017 NBA Draft.

The 2015-16 season saw Altman reach new heights as a coach and achieve honors matched only by some of the very best mentors in the history of the Pac-12 Conference. Altman guided Oregon to the Pac-12's regular season and conference title in the same year for the first time in school history. He also reached the NCAA's Elite Eight for the first time and was named Pac-12 Coach of the Year for the third time in four seasons, a feat matched only by Hall of Famer Lute Olson of Arizona. The individual honors won by players under his guidance included all-American Brooks, Pac-12 Tournament MOP Elgin Cook, Pac-12 all-defensive selection Chris Boucher and Pac-12 all-freshman pick Dorsey.

In 2014-15, in one of the finest coaching performances of his career, Altman guided a team that had only three returning scholarship players to a 26-10 record, a runner-up finish in the Pac-12 (13-5) and the second round of the NCAA Tournament. He was the runaway choice for Pac-12 Coach of the Year, while Joseph Young tied the school single-season scoring record in being named Pac-12 Player of the Year. Cook was an all-Pac-12 second-team selection, while Bell and Brooks made the Pac-12's all-freshman team.

The 2013-14 season saw Altman win his 500th game as a Division I head coach when Oregon defeated Washington on Feb. 19. He also joined Basketball Hall of Famer Howard Hobson as the only men to lead Oregon to four consecutive 20-win seasons. He guided Oregon to a 24-10 overall record and an NCAA Tournament win. Young was an all-conference second team selection and an all-Pac-12 tournament pick, while Mike Moser was an honorable mention selection by the conference.

Altman's 2012-13 Oregon Ducks became the first UO team since 2008 to qualify for the NCAA Tournament. The Ducks finished the season 28-9 and won the Pac-12 Tournament. Altman was named the Pac-12 Coach of the Year before going on to earn Jim Phelan National Coach of the Year honors. Senior E.J. Singler was an all-league first team selection, while Johnathan Loyd was named Most Outstanding Player of the Pac-12 Tournament as the honors were spread around nearly the entire team. Senior Arsalan Kazemi was a Pac-12 all-defensive pick before going on to become a second round draft choice of the NBA's Philadelphia 76ers.

During the 2011-12 season, Altman led the Ducks to a 24-10 overall record and a 13-5 Pac-12 Conference mark which was good for

a share of second place in the final league standings. The Ducks earned a bid to the National Invitation Tournament and recorded victories over LSU and Iowa before falling at top-seed Washington in the tournament quarterfinals. Under Altman's tutelage, Devoe Joseph became the first Duck since the 2006-07 season to be named first team all-conference, while Singler was named to the all-conference second team.

In his first season at Oregon, Altman led the Ducks to just the 12th season of 20+ victories in the history of the program. He became just the third UO head coach to tally 20+ wins in his first season on the job. Oregon went 21-18 overall and 7-11 in Pac-12 play. Altman posted the second-highest win total of any first-year UO head coach.

Only John Warren (30 wins in 1944-45) posted more in his first year on the sidelines. Oregon participated in the 2011 College Basketball Invitational, defeating Altman's former team - Creighton - in the best-of-three championship series.

Altman arrived at UO after spending 16 seasons at Creighton where he became the school's all-time winningest coach with a record of 327-176 (.650). He led the Blue Jays to 13 consecutive postseason appearances, a stretch of 11 straight seasons with 20-plus wins, all while producing 10 or more league victories in each of the last 14 seasons. Those three feats were unmatched in the 103 years of the Missouri Valley Conference.

He won four Coach-of-the-Year awards from three different conferences in a span of 13 seasons, including back-to-back MVC coaching honors while he was at the Omaha, Neb., school in 2001 and 2002. Altman was a finalist for the Naismith National Coach of the Year Award and was named the NABC District 12 and USBWA District VI Coach of the Year following the 2002-03 campaign.

Creighton participated in seven NCAA Men's Basketball Tournaments and five National Invitation Tournaments under Altman, advancing to the second round of the NCAA championships in both the 1998-99 and 2001-02 seasons. He led the school to a MVC regular-season title in 2000-01 - its first in 10 years. The Bluejays posted a school-record 29 wins in 2002-03, finishing the season 15th in the Associated Press poll and 23rd in the coaches' voting.

Altman finished his career at Creighton ranking third all-time on the MVC list of all-time wins (327), trailing only Basketball Hall of Fame coaches Henry Iba (486) and Eddie Hickey (337). In 2007, he was one of 10 coaches named as part of the MVC's All-Centennial Team. His teams claimed shares of three regular-season Missouri Valley Conference championships (including the 2008-09 crown) and six conference post-season tournament titles. Creighton inducted Altman into its athletics hall of fame in 2018.

Student-athletes under his direction at CU earned six All-America honors on the court and four Academic All-America laurels in the classroom. Three players he coached at Creighton - Kyle Korver, Rodney Buford and Anthony Tolliver - have played in the NBA.

Altman compiled a 68-54 record in four seasons (1990-94) at Kansas State. During that time, Altman led the Wildcats to three straight postseason tournaments and was named the Big Eight Conference Coach of the Year after leading KSU to a 19-11 record and an appearance in the NCAA Tournament in 1993.

Altman's final Kansas State club turned heads nationally with a 68-64 win at No. 1 Kansas on Jan. 17, 1994. K-State eventually advanced to play in the NIT Final Four. Altman's success at KSU followed him from a brief head coaching stint at Marshall where he was named Southern Conference Coach of the Year in 1990.

While head coach at Southeast Junior College in Fairbury, Neb., his first team (1982-83) rolled to a 29-6 record and a third-place finish in the junior college national tournament and Altman was honored as both Region 9 and the Nebraska College Coach of the Year.

In 1983, Altman accepted the head coaching position at Moberly (Mo.) Junior College, with a three-year run resulting in a staggering 94-18 record (25-9 in 1983-84; 35-5 with a third-place finish at the national tourney in 1984-85; and a 34-4 mark in 1985-86 with a sixth-place finish at nationals).

He was named Region 16 Coach of the Year in both the 1984-85 and 1985-86 seasons, and was also a finalist for 1986 National Junior College Athletic Association Coach of the Year accolades.

Altman's playing career began at Southeast Junior College in 1976, where he captained teams to a 22-10 mark in his freshman year and a 26-5 record in his sophomore season.

Altman completed his undergraduate education and playing career at Eastern New Mexico University. After earning his associate degree in business administration from Southeast in 1978, Altman graduated magna cum laude from Eastern New Mexico in 1980 with his bachelor's degree in the same field.

Altman received his master of business administration degree from Western (Colo.) State in 1981. He served as an assistant coach on the Western State staff from 1980-82.

At Wilber (Neb.) High School, Altman was a two-sport letterman, earning all-conference honors as a quarterback on the football team and as a guard in basketball. Altman was born June 16, 1958, in Crete, Neb. He and his wife, the former Reva Phillips of Stanton, Neb., have three sons, Jordan, Chase and Spencer, and one daughter, Audra.

STATISTICS

STATS - ALL GAMES



2020-21 Oregon Men's Basketball Combined Team Statistics All games

Page 1/1
as of Mar 04, 2021

Game Records

Record	Overall	Home	Away	Neutral
ALL GAMES	18-5	11-2	6-2	1-1
CONFERENCE	13-4	7-2	6-2	0-0
NON-CONFERENCE	5-1	4-0	0-0	1-1

Score by Periods

Team	1st	2nd	OT	TOT
Oregon	789	910	0	1699
Opponents	762	776	0	1538

Team Box Score

No.	Player	Total			3-Point		F-Throw		Rebounds				Other				PTS	AVG				
		GP-GS	MIN	AVG	FG-FGA	FG%	3FG-FGA	3FG%	FT-FTA	FT%	OFF	DEF	TOT	AVG	PF	DQ			A	TO	BLK	STL
5	DUARTE, Chris	21-21	710:26	33.8	133-247	.538	53-122	.434	52-65	.800	13	88	101	4.8	26	0	47	49	19	40	371	17.7
2	OMORUYI, Eugene	23-23	699:29	30.4	140-303	.462	32-88	.364	76-98	.776	51	73	124	5.4	69	4	49	59	11	31	388	16.9
12	FIGUEROA, LJ	21-16	643:57	30.7	101-212	.476	35-92	.380	13-20	.650	37	98	135	6.4	56	1	31	14	7	34	250	11.9
50	WILLIAMS JR., Eric	19-16	581:52	30.6	67-169	.396	25-72	.347	41-58	.707	38	84	122	6.4	41	1	29	28	10	13	200	10.5
0	RICHARDSON, Will	11-11	375:47	34.2	37-95	.389	13-42	.310	23-32	.719	8	22	30	2.7	24	0	33	25	0	12	110	10.0
1	DANTE, N'Faly	6-6	106:32	17.8	21-32	.656	0-0	.000	7-16	.438	12	23	35	5.8	12	1	1	6	7	9	49	8.2
13	LAWSON, Chandler	23-8	444:38	19.3	41-85	.482	4-11	.364	17-30	.567	22	50	72	3.1	40	1	21	19	10	13	103	4.5
11	HARDY, Amauri	23-13	491:27	21.4	38-96	.396	6-27	.222	11-15	.733	1	29	30	1.3	33	1	58	29	3	5	93	4.0
24	ESTRADA, Aaron	7-0	111:31	15.9	11-26	.423	3-14	.214	3-4	.750	0	16	16	2.3	11	0	7	6	0	3	28	4.0
3	TERRY, Jalen	17-1	223:05	13.1	20-51	.392	13-33	.394	0-0	.000	1	22	23	1.4	23	0	21	12	2	10	53	3.1
22	KEPNANG, Franck	13-0	120:34	9.3	12-18	.667	0-0	.000	6-10	.600	9	8	17	1.3	19	0	1	3	14	2	30	2.3
15	WUR, Lok	9-0	61:39	6.9	6-13	.462	2-6	.333	3-4	.750	5	7	12	1.3	9	0	1	6	3	0	17	1.9
54	JOHNSON, Will	5-0	11:55	2.4	1-3	.333	0-1	.000	2-3	.667	0	3	3	0.6	1	0	1	1	0	1	4	0.8
10	REICHLER, Gabe	4-0	10:17	2.6	1-2	.500	1-1	1.000	0-1	.000	0	0	0	0.0	2	0	0	0	0	1	3	0.8
25	OSBORN, Luke	2-0	03:56	2.0	0-0	.000	0-0	.000	0-0	.000	0	1	1	0.5	0	0	0	0	0	0	0	0.0
4	IONESCU, Eddy	1-0	02:57	3.0	0-0	.000	0-0	.000	0-0	.000	0	0	0	0.0	0	0	0	0	0	0	0	0.0
Team											23	34	57					10				
Total		23	4600		629-1352	.465	187-509	.367	254-356	.713	220	558	778	33.8	366	9	300	267	86	174	1699	73.9
Opponents		23	4600		551-1283	.429	167-505	.331	269-351	.766	207	534	741	32.2	363	4	297	321	64	110	1538	66.9

Team Statistics

	OREGON	OPP
Scoring	1699	1538
Points per game	73.9	66.9
Scoring margin	+7.0	-
Field goals-att	629-1352	551-1283
Field goal pct	.465	.429
3 point fg-att	187-509	167-505
3-point FG pct	.367	.331
3-pt FG made per game	8.1	7.3
Free throws-att	254-356	269-351
Free throw pct	.713	.766
F-Throws made per game	11.0	11.7
Rebounds	778	741
Rebounds per game	33.8	32.2
Rebounding margin	+1.6	-
Assists	300	297
Assists per game	13.0	12.9
Turnovers	267	321
Turnovers per game	11.6	14.0
Turnover margin	+2.3	-
Assist/turnover ratio	1.1	0.9
Steals	174	110
Steals per game	7.6	4.8
Blocks	86	64
Blocks per game	3.7	2.8
Winning streak	4	-
Home win streak	5	-
Attendance	0	1
Home games-Avg/Game	13-0	8-0
Neutral site-Avg/Game	-	2-85

Team Results

Date	Opponent	Score	Att.
12/02/2020	vs Missouri	L 75-83	89
12/04/2020	vs Seton Hall	W 83-70	81
12/07/2020	Eastern Wash.	W 69-52	0
12/09/2020	Florida A&M	W 87-66	0
12/12/2020	at Washington	W 74-71	0
12/17/2020	San Francisco	W 74-64	0
12/19/2020	Portland	W 80-41	0
12/31/2020	California	W 82-69	0
01/02/2021	Stanford	W 73-56	0
01/07/2021	at Colorado	L 72-79	0
01/09/2021	at Utah	W 79-73	0
01/23/2021	Oregon St.	L 64-75	0
02/04/2021	Washington St.	L 71-74	0
02/06/2021	Washington	W 86-74	0
02/11/2021	at Arizona St.	W 75-64	0
02/13/2021	at Arizona	W 63-61	0
02/18/2021	Colorado	W 60-56	0
02/20/2021	Utah	W 67-64	0
02/22/2021	at Southern California	L 58-72	0
02/25/2021	at Stanford	W 71-68	1
02/27/2021	at California	W 74-63	0
03/01/2021	Arizona	W 80-69	0
03/03/2021	UCLA	W 82-74	0

STATISTICS

STATS - CONFERENCE GAMES



2020-21 Oregon Men's Basketball Combined Team Statistics In Conference games

Page 1/1
as of Mar 04, 2021

Game Records

Record	Overall	Home	Away	Neutral
ALL GAMES	13-4	7-2	6-2	0-0
CONFERENCE	13-4	7-2	6-2	0-0
NON-CONFERENCE	0-0	0-0	0-0	0-0

Score by Periods

Team	1st	2nd	OT	TOT
Oregon	565	666	0	1231
Opponents	575	587	0	1162

Team Box Score

No.	Player	Total					3-Point		F-Throw		Rebounds				PF	DQ	A	TO	BLK	STL	PTS	AVG
		GP-GS	MIN	AVG	FG-FGA	FG%	3FG-FGA	3FG%	FT-FTA	FT%	OFF	DEF	TOT	AVG								
5	DUARTE, Chris	15-15	514:40	34.3	99-185	.535	39-90	.433	40-53	.755	9	65	74	4.9	20	0	30	36	13	29	277	18.5
2	OMORUYI, Eugene	17-17	525:04	30.9	95-216	.440	22-63	.349	63-77	.818	40	57	97	5.7	54	4	37	40	6	28	275	16.2
12	FIGUEROA, LJ	16-15	509:33	31.8	84-178	.472	33-78	.423	6-9	.667	25	72	97	6.1	42	0	22	10	4	25	207	12.9
1	DANTE, N'Faly	1-1	20:31	20.5	4-6	.667	0-0	.000	4-8	.500	3	7	10	10.0	0	0	1	1	1	1	12	12.0
0	RICHARDSON, Will	11-11	375:47	34.2	37-95	.389	13-42	.310	23-32	.719	8	22	30	2.7	24	0	33	25	0	12	110	10.0
50	WILLIAMS JR., Eric	13-10	394:35	30.4	41-115	.357	19-54	.352	23-34	.676	26	53	79	6.1	31	1	17	14	7	7	124	9.5
24	ESTRADA, Aaron	5-0	92:02	18.4	9-22	.409	3-12	.250	3-4	.750	0	13	13	2.6	9	0	6	5	0	3	24	4.8
13	LAWSON, Chandler	17-8	343:19	20.2	26-55	.473	2-5	.400	14-24	.583	19	30	49	2.9	32	1	18	13	8	10	68	4.0
11	HARDY, Amauri	17-7	335:23	19.7	26-69	.377	5-19	.263	7-8	.875	1	16	17	1.0	26	1	34	17	0	2	64	3.8
3	TERRY, Jalen	11-1	123:14	11.2	12-25	.480	8-17	.471	0-0	.000	1	8	9	0.8	11	0	10	7	0	7	32	2.9
22	KEPNANG, Franck	13-0	120:34	9.3	12-18	.667	0-0	.000	6-10	.600	9	8	17	1.3	19	0	1	3	14	2	30	2.3
15	WUR, Lok	5-0	34:30	6.9	2-4	.500	1-2	.500	3-4	.750	2	3	5	1.0	6	0	0	3	2	0	8	1.6
54	JOHNSON, Will	3-0	05:60	2.0	0-1	.000	0-1	.000	0-0	.000	0	1	1	0.3	0	0	0	0	0	0	0	0.0
10	REICHLER, Gabe	1-0	04:48	4.8	0-0	.000	0-0	.000	0-1	.000	0	0	0	0.0	0	0	0	0	0	1	0	0.0
Team											15	30	45					8				
Total		17	3400		447-989	.452	145-383	.379	192-264	.727	158	385	543	31.9	274	7	209	182	55	127	1231	72.4
Opponents		17	3400		419-933	.449	125-355	.352	199-257	.774	155	404	559	32.9	273	4	225	235	47	69	1162	68.4

Team Statistics

	OREGON	OPP
Scoring	1231	1162
Points per game	72.4	68.4
Scoring margin	+4.1	-
Field goals-att	447-989	419-933
Field goal pct	.452	.449
3 point fg-att	145-383	125-355
3-point FG pct	.379	.352
3-pt FG made per game	8.5	7.4
Free throws-att	192-264	199-257
Free throw pct	.727	.774
F-Throws made per game	11.3	11.7
Rebounds	543	559
Rebounds per game	31.9	32.9
Rebounding margin	-0.9	-
Assists	209	225
Assists per game	12.3	13.2
Turnovers	182	235
Turnovers per game	10.7	13.8
Turnover margin	+3.1	-
Assist/turnover ratio	1.1	1.0
Steals	127	69
Steals per game	7.5	4.1
Blocks	55	47
Blocks per game	3.2	2.8
Winning streak	4	-
Home win streak	5	-
Attendance	0	1
Home games-Avg/Game	9-0	8-0
Neutral site-Avg/Game	-	0-0

Team Results

Date	Opponent		Score	Att.
12/12/2020	at Washington	W	74-71	0
12/31/2020	California	W	82-69	0
01/02/2021	Stanford	W	73-56	0
01/07/2021	at Colorado	L	72-79	0
01/09/2021	at Utah	W	79-73	0
01/23/2021	Oregon St.	L	64-75	0
02/04/2021	Washington St.	L	71-74	0
02/06/2021	Washington	W	86-74	0
02/11/2021	at Arizona St.	W	75-64	0
02/13/2021	at Arizona	W	63-61	0
02/18/2021	Colorado	W	60-56	0
02/20/2021	Utah	W	67-64	0
02/22/2021	at Southern California	L	58-72	0
02/25/2021	at Stanford	W	71-68	1
02/27/2021	at California	W	74-63	0
03/01/2021	Arizona	W	80-69	0
03/03/2021	UCLA	W	82-74	0



STATISTICS

STATS - LAST 5 GAMES



2020-21 Oregon Men's Basketball Combined Team Statistics Specific games

Page 1/1
as of Mar 04, 2021

Game Records

Record	Overall	Home	Away	Neutral
ALL GAMES	4-1	2-0	2-1	0-0
CONFERENCE	4-1	2-0	2-1	0-0
NON-CONFERENCE	0-0	0-0	0-0	0-0

Score by Periods

Team	1st	2nd	OT	TOT
Oregon	166	199	0	365
Opponents	173	173	0	346

Team Box Score

No.	Player				Total		3-Point		F-Throw		Rebounds									PTS	AVG	
		GP-GS	MIN	AVG	FG-FGA	FG%	3FG-FGA	3FG%	FT-FTA	FT%	OFF	DEF	TOT	AVG	PF	DQ	A	TO	BLK			STL
5	DUARTE, Chris	5-5	178:51	35.8	33-57	.579	12-25	.480	19-24	.792	2	20	22	4.4	6	0	9	10	3	7	97	19.4
12	FIGUEROA, LJ	5-5	155:14	31.0	33-57	.579	13-23	.565	0-0	.000	8	24	32	6.4	14	0	8	3	1	12	79	15.8
2	OMORUYI, Eugene	5-5	157:25	31.5	27-64	.422	5-18	.278	19-23	.826	10	17	27	5.4	11	0	10	10	4	7	78	15.6
50	WILLIAMS JR., Eric	5-4	155:29	31.1	16-38	.421	6-14	.429	8-11	.727	12	21	33	6.6	12	0	4	5	2	0	46	9.2
0	RICHARDSON, Will	5-5	174:06	34.8	16-38	.421	6-17	.353	4-8	.500	3	7	10	2.0	13	0	13	6	0	7	42	8.4
13	LAWSON, Chandler	5-1	89:34	17.9	7-18	.389	1-4	.250	4-7	.571	1	9	10	2.0	3	0	5	4	2	3	19	3.8
22	KEPNANG, Franck	5-0	31:25	6.3	2-3	.667	0-0	.000	0-0	.000	2	1	3	0.6	5	0	0	0	3	1	4	0.8
11	HARDY, Amauri	5-0	33:43	6.7	0-3	.000	0-1	.000	0-0	.000	0	2	2	0.4	2	0	4	2	0	0	0	0.0
3	TERRY, Jalen	3-0	24:13	8.1	0-2	.000	0-1	.000	0-0	.000	0	0	0	0.0	1	0	4	2	0	1	0	0.0
Team											5	4	9				2					
Total		5	1000		134-280	.479	43-103	.417	54-73	.740	43	105	148	29.6	67	0	57	44	15	38	365	73.0
Opponents		5	1000		134-274	.489	39-98	.398	39-56	.696	47	108	155	31.0	71	0	78	60	11	16	346	69.2

Team Statistics

	OREGON	OPP
Scoring	365	346
Points per game	73.0	69.2
Scoring margin	+3.8	-
Field goals-att	134-280	134-274
Field goal pct	.479	.489
3 point fg-att	43-103	39-98
3-point FG pct	.417	.398
3-pt FG made per game	8.6	7.8
Free throws-att	54-73	39-56
Free throw pct	.740	.696
F-Throws made per game	10.8	7.8
Rebounds	148	155
Rebounds per game	29.6	31.0
Rebounding margin	-1.4	-
Assists	57	78
Assists per game	11.4	15.6
Turnovers	44	60
Turnovers per game	8.8	12.0
Turnover margin	+3.2	-
Assist/turnover ratio	1.3	1.3
Steals	38	16
Steals per game	7.6	3.2
Blocks	15	11
Blocks per game	3.0	2.2
Winning streak	4	-
Home win streak	2	-
Attendance	0	1
Home games-Avg/Game	2-0	3-0
Neutral site-Avg/Game	-	0-0

Team Results

Date	Opponent		Score	Att.
02/22/2021	at Southern California	L	58-72	0
02/25/2021	at Stanford	W	71-68	1
02/27/2021	at California	W	74-63	0
03/01/2021	Arizona	W	80-69	0
03/03/2021	UCLA	W	82-74	0



2020-21 Oregon Men's Basketball
Extended Season Box Score
All games

Game Records

Record	Overall	Home	Away	Neutral
ALL GAMES	18-5	11-2	6-2	1-1
CONFERENCE	13-4	7-2	6-2	0-0
NON-CONFERENCE	5-1	4-0	0-0	1-1

Team Box Score Extended

No.	Player	GP-GS	MIN	AVG	Total			3-Point			F-Throw			Rebounds			PF	DQ	A	A/G	TO	TO/G	A/TO	BLK	BLK/G	STL	STL/G	PTS	AVG
					FG-FGA	FG%	3FG-FGA	3FG%	FT-FTA	FT%	OFF	DEF	TOT	AVG	FT	FTA													
5	DUARTE, Chris	21-21	710:26	33.8	133-247	.538	53-122	.434	52-65	.800	13	88	101	4.8	26	0	47	2.24	49	2.33	0.96	19	0.90	40	1.90	371	17.7		
2	OMORUYI, Eugene	23-23	699:29	30.4	140-303	.462	32-88	.364	76-98	.776	51	73	124	5.4	69	4	49	2.13	59	2.57	0.83	11	0.48	31	1.35	388	16.9		
12	FIGUEROA, LJ	21-16	643:57	30.7	101-212	.476	35-92	.380	13-20	.650	37	98	135	6.4	56	1	31	1.48	14	0.67	2.21	7	0.33	34	1.62	250	11.9		
50	WILLIAMS JR., Eric	19-16	581:52	30.6	67-169	.396	25-72	.347	41-58	.707	38	84	122	6.4	41	1	29	1.53	28	1.47	1.04	10	0.53	13	0.68	200	10.5		
0	RICHARDSON, Will	11-11	375:47	34.2	37-95	.389	13-42	.310	23-32	.719	8	22	30	2.7	24	0	33	3.00	25	2.27	1.32	0	0.00	12	1.09	110	10.0		
1	DANTE, N'Faly	6-6	106:32	17.8	21-32	.656	0-0	.000	7-16	.438	12	23	35	5.8	12	1	1	0.17	6	1.00	0.17	7	1.17	9	1.50	49	8.2		
13	LAWSON, Chandler	23-8	444:38	19.3	41-85	.482	4-11	.364	17-30	.567	22	50	72	3.1	40	1	21	0.91	19	0.83	1.11	10	0.43	13	0.57	103	4.5		
11	HARDY, Amauri	23-13	491:27	21.4	38-96	.396	6-27	.222	11-15	.733	1	29	30	1.3	33	1	58	2.52	29	1.26	2.00	3	0.13	5	0.22	93	4.0		
24	ESTRADA, Aaron	7-0	111:31	15.9	11-26	.423	3-14	.214	3-4	.750	0	16	16	2.3	11	0	7	1.00	6	0.86	1.17	0	0.00	3	0.43	28	4.0		
3	TERRY, Jalen	17-1	223:05	13.1	20-51	.392	13-33	.394	0-0	.000	1	22	23	1.4	23	0	21	1.24	12	0.71	1.75	2	0.12	10	0.59	53	3.1		
22	KEPNANG, Franck	13-0	120:34	9.3	12-18	.667	0-0	.000	6-10	.600	9	8	17	1.3	19	0	1	0.08	3	0.23	0.33	14	1.08	2	0.15	30	2.3		
15	WUR, Lok	9-0	61:39	6.9	6-13	.462	2-6	.333	3-4	.750	5	7	12	1.3	9	0	1	0.11	6	0.67	0.17	3	0.33	0	0.00	17	1.9		
54	JOHNSON, Will	5-0	11:55	2.4	1-3	.333	0-1	.000	2-3	.667	0	3	3	0.6	1	0	1	0.20	1	0.20	1.00	0	0.00	1	0.20	4	0.8		
10	REICHLER, Gabe	4-0	10:17	2.6	1-2	.500	1-1	1.000	0-1	.000	0	0	0	0.0	2	0	0	0.00	0	0.00	0.00	0	0.00	1	0.25	3	0.8		
25	OSBORN, Luke	2-0	03:56	2.0	0-0	.000	0-0	.000	0-0	.000	0	1	1	0.5	0	0	0	0.00	0	0.00	0.00	0	0.00	0	0.00	0	0.0		
4	IONESCU, Eddy	1-0	02:57	3.0	0-0	.000	0-0	.000	0-0	.000	0	0	0	0.0	0	0	0	0.00	0	0.00	0.00	0	0.00	0	0.00	0	0.0		
Total		23	4600		629-1352	.465	187-509	.367	254-356	.713	220	558	778	33.8	366	9	300	13.04	267	11.61	1.12	86	3.74	174	7.57	1699	73.9		
Opponents		23	4600		551-1283	.429	167-505	.331	269-351	.766	207	534	741	32.2	363	4	297	12.91	321	13.96	0.93	64	2.78	110	4.78	1538	66.9		

Score by Periods

Team	1st	2nd	OT	TOT
Oregon	789	910	0	1699
Opponents	762	776	0	1538



STATISTICS

STATS - TEAM GAME-BY-GAME



2020-21 Oregon Men's Basketball Team Game-by-Game All games

Page 1/1
as of Mar 04, 2021

Opponent	Date	Score	Total		3-Pointers		Free throws		Rebounds				PF	A	TO	BLK	STL	PTS	AVG
			FG-FGA	PCT	3FG-FGA	PCT	FT-FTA	PCT	OFF	DEF	TOT	AVG							
vs Missouri	12/02/2020	75-83 L	26-63	.413	7-21	.333	16-21	.762	12	27	39	39.0	17	12	10	4	5	75	75.0
vs Seton Hall	12/04/2020	83-70 W	31-58	.534	9-21	.429	12-20	.600	12	26	38	38.5	13	17	14	4	10	83	79.0
Eastern Wash.	12/07/2020	69-52 W	28-63	.444	8-21	.381	5-8	.625	8	37	45	40.7	16	14	14	5	5	69	75.7
Florida A&M	12/09/2020	87-66 W	38-63	.603	6-23	.261	5-9	.556	9	23	32	38.5	16	20	16	6	10	87	78.5
at Washington	12/12/2020	74-71 W	25-65	.385	4-19	.211	20-27	.741	18	22	40	38.8	16	13	12	2	9	74	77.6
San Francisco	12/17/2020	74-64 W	27-60	.450	4-19	.211	16-23	.696	12	27	39	38.8	14	7	12	2	7	74	77.0
Portland	12/19/2020	80-41 W	32-56	.571	8-21	.381	8-11	.727	9	33	42	39.3	16	21	19	10	10	80	77.4
California	12/31/2020	82-69 W	28-61	.459	11-26	.423	15-21	.714	10	25	35	38.8	19	11	9	3	9	82	78.0
Stanford	01/02/2021	73-56 W	28-66	.424	13-33	.394	4-7	.571	6	31	37	38.6	18	15	11	4	11	73	77.4
at Colorado	01/07/2021	72-79 L	29-61	.475	7-19	.368	7-10	.700	7	22	29	37.6	16	11	14	2	6	72	76.9
at Utah	01/09/2021	79-73 W	28-62	.452	10-22	.455	13-16	.813	8	19	27	36.6	16	15	7	6	10	79	77.1
Oregon St.	01/23/2021	64-75 L	21-54	.389	8-29	.276	14-23	.609	5	18	23	35.5	19	8	7	2	5	64	76.0
Washington St.	02/04/2021	71-74 L	24-55	.436	5-17	.294	18-22	.818	14	21	35	35.5	28	12	16	3	6	71	75.6
Washington	02/06/2021	86-74 W	29-59	.492	12-25	.480	16-20	.800	12	20	32	35.2	18	18	15	3	8	86	76.4
at Arizona St.	02/11/2021	75-64 W	28-66	.424	12-30	.400	7-8	.875	10	32	42	35.7	14	22	12	3	8	75	76.3
at Arizona	02/13/2021	63-61 W	25-55	.455	7-20	.350	6-11	.545	12	26	38	35.8	16	10	10	2	2	63	75.4
Colorado	02/18/2021	60-56 W	23-53	.434	4-17	.235	10-15	.667	6	23	29	35.4	12	5	14	5	11	60	74.5
Utah	02/20/2021	67-64 W	25-52	.481	9-23	.391	8-11	.727	7	21	28	35.0	15	12	11	5	4	67	74.1
at Southern California	02/22/2021	58-72 L	23-57	.404	7-17	.412	5-9	.556	9	17	26	34.5	16	10	10	4	11	58	73.3
at Stanford	02/25/2021	71-68 W	26-62	.419	10-32	.313	9-13	.692	11	21	32	34.4	9	12	7	5	5	71	73.2
at California	02/27/2021	74-63 W	29-55	.527	6-15	.400	10-13	.769	6	23	29	34.1	11	11	8	1	9	74	73.2
Arizona	03/01/2021	80-69 W	25-55	.455	12-22	.545	18-22	.818	11	26	37	34.3	15	13	7	2	4	80	73.5
UCLA	03/03/2021	82-74 W	31-51	.608	8-17	.471	12-16	.750	6	18	24	33.8	16	11	12	3	9	82	73.9
Total		1699	629-1352	.465	187-509	.367	254-356	.713	220	558	778	33.8	366	300	267	86	174	1699	73.9
Opponents		1538	551-1283	.429	167-505	.331	269-351	.766	207	534	741	32.2	363	297	321	64	110	1538	66.9

Oregon Averages

Games Played	Points/game	FG Pct	3FG Pct	FT Pct	Rebounds/game	Assists/game	Turnovers/game	Assist/Turnover ratio	Steals/game	Blocks/game
23	73.9	46.5	36.7	71.3	33.8	13.0	11.6	1.1	7.6	3.7

STATS - POINTS-REBOUNDS-ASSISTS

2020-21 Oregon Men's Basketball
Points-rebounds-assists
All games

Page 1/2
as of Mar 04, 2021

Opponent	Date	Score	0	1	2	3	4	5	10	11	12	13	15
			RICHARDSON	DANTE,N'FA	OMORUYI,EU	TERRY,JALE	IONESCU,ED	DUARTE,CHR	REICHLI,GA	HARDY,AMAU	FIGUEROA,L	LAWSON,CHA	WUR,LOK
vs Mizzou	12/02/2020	75-83	L	DNP	2-5-0	31-11-1	0-1-1	DNP	22-4-3	0-0-0	DNP	4-4-0	0-1-1
vs SHU	12/04/2020	83-70	W	DNP	6-6-0	22-4-2	9-1-2	DNP	14-5-6	DNP	6-9-2	2-5-0	DNP
EWU	12/07/2020	69-52	W	DNP	3-5-0	18-4-2	8-4-0	DNP	3-8-3	DNP	12-10-3	8-1-0	DNP
FAMU	12/09/2020	87-66	W	DNP	22-5-0	13-1-3	2-3-5	DNP	23-1-2	0-0-0	2-4-2	8-4-2	2-1-0
at UW	12/12/2020	74-71	W	DNP	12-10-1	14-5-3	0-0-1	DNP	14-7-2	DNP	9-5-0	8-3-0	DNP
USF	12/17/2020	74-64	W	DNP	4-4-0	19-5-1	0-0-0	DNP	11-5-2	DNP	8-9-0	5-4-1	0-0-0
UP	12/19/2020	80-41	W	DNP	10-2-3	2-5-3	0-0-0	DNP	21-4-1	3-0-0	15-6-2	8-5-0	7-5-0
Cal	12/31/2020	82-69	W	DNP	26-6-0	DNP	DNP	DNP	19-3-1	DNP	4-0-5	3-5-1	0-2-0
Stan	01/02/2021	73-56	W	DNP	15-4-5	DNP	DNP	DNP	23-6-0	DNP	13-12-1	0-3-0	DNP
at CU	01/07/2021	72-79	L	DNP	18-8-1	DNP	DNP	DNP	27-5-2	DNP	6-1-3	8-3-2	0-0-0
at Utah	01/09/2021	79-73	W	DNP	0-1-4	DNP	DNP	DNP	25-3-2	DNP	13-2-4	4-6-1	0-0-0
OSU	01/23/2021	64-75	L	DNP	15-9-2	13-0-0	DNP	DNP	DNP	0-0-0	5-2-3	1-1-0	4-2-0
WSU	02/04/2021	71-74	L	10-6-5	DNP	21-7-1	0-0-1	DNP	11-4-2	DNP	12-11-1	0-4-2	4-1-0
UW	02/06/2021	86-74	W	19-2-5	DNP	25-5-3	15-4-1	DNP	DNP	DNP	7-9-2	4-3-5	DNP
at ASU	02/11/2021	75-64	W	15-2-3	DNP	18-10-3	0-4-3	DNP	18-7-4	DNP	16-3-3	4-2-1	DNP
at UA	02/13/2021	63-61	W	4-5-4	DNP	19-4-1	0-0-0	DNP	10-6-4	DNP	13-6-1	6-5-0	DNP
CU	02/18/2021	60-56	W	11-3-1	DNP	13-5-1	0-0-0	DNP	18-7-2	DNP	7-6-1	7-3-0	DNP
Utah	02/20/2021	67-64	W	9-2-2	DNP	13-6-3	4-1-0	DNP	15-4-2	DNP	15-3-2	4-1-1	DNP
at USC	02/22/2021	58-72	L	5-3-1	DNP	9-3-1	0-0-3	DNP	11-5-4	DNP	14-5-0	3-0-1	DNP
at Stan	02/25/2021	71-68	W	3-3-2	DNP	12-10-4	0-0-0	DNP	24-3-1	DNP	13-5-3	9-2-1	DNP
at Cal	02/27/2021	74-63	W	7-1-3	DNP	21-3-1	0-0-1	DNP	17-3-1	DNP	20-14-1	4-3-1	DNP
UA	03/01/2021	80-69	W	12-1-5	DNP	21-5-0	DNP	DNP	22-7-2	DNP	14-5-2	0-4-2	DNP
UCLA	03/03/2021	82-74	W	15-2-2	DNP	15-6-4	DNP	DNP	23-4-1	DNP	18-3-2	3-1-0	DNP

2020-21 Oregon Men's Basketball
Points-rebounds-assists
All games

Page 1/2
as of Mar 04, 2021

Opponent	Date	Score	0	1	2	3	4	5	10	11	12	13	15
			RICHARDSON	DANTE,N'FA	OMORUYI,EU	TERRY,JALE	IONESCU,ED	DUARTE,CHR	REICHLI,GA	HARDY,AMAU	FIGUEROA,L	LAWSON,CHA	WUR,LOK
vs Mizzou	12/02/2020	75-83	L	DNP	2-5-0	31-11-1	0-1-1	DNP	22-4-3	0-0-0	DNP	4-4-0	0-1-1
vs SHU	12/04/2020	83-70	W	DNP	6-6-0	22-4-2	9-1-2	DNP	14-5-6	DNP	6-9-2	2-5-0	DNP
EWU	12/07/2020	69-52	W	DNP	3-5-0	18-4-2	8-4-0	DNP	3-8-3	DNP	12-10-3	8-1-0	DNP
FAMU	12/09/2020	87-66	W	DNP	22-5-0	13-1-3	2-3-5	DNP	23-1-2	0-0-0	2-4-2	8-4-2	2-1-0
at UW	12/12/2020	74-71	W	DNP	12-10-1	14-5-3	0-0-1	DNP	14-7-2	DNP	9-5-0	8-3-0	DNP
USF	12/17/2020	74-64	W	DNP	4-4-0	19-5-1	0-0-0	DNP	11-5-2	DNP	8-9-0	5-4-1	0-0-0
UP	12/19/2020	80-41	W	DNP	10-2-3	2-5-3	0-0-0	DNP	21-4-1	3-0-0	15-6-2	8-5-0	7-5-0
Cal	12/31/2020	82-69	W	DNP	26-6-0	DNP	DNP	DNP	19-3-1	DNP	4-0-5	3-5-1	0-2-0
Stan	01/02/2021	73-56	W	DNP	15-4-5	DNP	DNP	DNP	23-6-0	DNP	13-12-1	0-3-0	DNP
at CU	01/07/2021	72-79	L	DNP	18-8-1	DNP	DNP	DNP	27-5-2	DNP	6-1-3	8-3-2	0-0-0
at Utah	01/09/2021	79-73	W	DNP	0-1-4	DNP	DNP	DNP	25-3-2	DNP	13-2-4	4-6-1	0-0-0
OSU	01/23/2021	64-75	L	DNP	15-9-2	13-0-0	DNP	DNP	DNP	0-0-0	5-2-3	1-1-0	4-2-0
WSU	02/04/2021	71-74	L	10-6-5	DNP	21-7-1	0-0-1	DNP	11-4-2	DNP	12-11-1	0-4-2	4-1-0
UW	02/06/2021	86-74	W	19-2-5	DNP	25-5-3	15-4-1	DNP	18-7-4	DNP	7-9-2	4-3-5	DNP
at ASU	02/11/2021	75-64	W	15-2-3	DNP	18-10-3	0-4-3	DNP	10-6-4	DNP	16-3-3	4-2-1	DNP
at UA	02/13/2021	63-61	W	4-5-4	DNP	19-4-1	0-0-0	DNP	15-4-2	DNP	13-6-1	6-5-0	DNP
CU	02/18/2021	60-56	W	11-3-1	DNP	13-5-1	0-0-0	DNP	18-7-2	DNP	7-6-1	7-3-0	DNP
Utah	02/20/2021	67-64	W	9-2-2	DNP	13-6-3	4-1-0	DNP	15-4-2	DNP	15-3-2	4-1-1	DNP
at USC	02/22/2021	58-72	L	5-3-1	DNP	9-3-1	0-0-3	DNP	11-5-4	DNP	14-5-0	3-0-1	DNP
at Stan	02/25/2021	71-68	W	3-3-2	DNP	12-10-4	0-0-0	DNP	24-3-1	DNP	13-5-3	9-2-1	DNP
at Cal	02/27/2021	74-63	W	7-1-3	DNP	21-3-1	0-0-1	DNP	17-3-1	DNP	20-14-1	4-3-1	DNP
UA	03/01/2021	80-69	W	12-1-5	DNP	21-5-0	DNP	DNP	22-7-2	DNP	14-5-2	0-4-2	DNP
UCLA	03/03/2021	82-74	W	15-2-2	DNP	15-6-4	DNP	DNP	23-4-1	DNP	18-3-2	3-1-0	DNP

STATISTICS

SPECIALTY STATISTICS

	OPPONENT	POINTS IN THE PAINT		POINTS OFF TO		2ND CHANCE POINTS		FAST BREAK POINTS		BENCH POINTS	
		DUCKS	OPP	DUCKS	OPP	DUCKS	OPP	DUCKS	OPP	DUCKS	OPP
12/02	vs. Missouri	32	34	13	14	16	8	17	24	4	19
12/04	vs. Seton Hall	38	18	13	18	14	3	10	10	17	22
12/07	Eastern Washington	38	20	15	12	13	5	11	11	28	23
12/09	Florida A&M	62	32	26	19	12	13	17	10	14	31
12/12	at Washington	42	28	22	13	14	11	12	17	17	23
12/17	San Francisco	42	28	16	15	18	17	13	5	13	19
12/19	Portland	48	18	30	15	11	10	19	0	28	21
12/31	California	30	20	25	9	8	9	14	1	9	25
01/02	Stanford	30	28	17	8	5	5	12	19	5	4
01/07	at Colorado	42	38	21	14	10	16	11	26	8	9
01/09	at Utah	28	40	25	6	9	10	11	4	7	6
01/23	Oregon State	20	30	14	8	5	14	13	7	19	13
02/04	Washington State	32	18	17	15	15	16	10	10	17	18
02/06	Washington	32	24	22	19	13	5	6	11	23	22
02/11	at Arizona State	30	20	21	12	12	20	11	19	4	17
02/13	at Arizona	30	18	6	11	16	15	5	6	11	13
02/18	Colorado	36	22	22	15	4	14	10	5	4	16
02/20	Utah	28	28	11	10	11	9	9	4	11	4
2/22	at USC	24	30	14	10	8	11	7	15	16	22
02/25	at Stanford	30	36	14	8	12	7	3	8	9	18
02/27	at California	46	30	27	11	4	5	12	9	4	22
03/01	Arizona	20	24	15	8	13	9	5	5	2	17
03/03	UCLA	40	42	15	14	7	13	8	2	3	13
03/07	at Oregon State										
03/11	vs. TBA										

STATISTICS

STATS - RECENT BOX SCORES



Official Basketball Box Score - Final
UCLA at Oregon
 03/02/21 Matthew Knight Arena, Eugene, Ore.
 2020-21 Men's Basketball

Game Time: 6:00 PM
 Game Duration: 1:54

Officials: David Hall, Mike Reed, Mike Scyphers

NO. Name	Min	FG		3P		FT		Rebounds		Fouls		TP	AS	TO	ST	Blocks		+/-
		M-A	M-A	M-A	M-A	OR	DR	PF	FD	BS	BA							
2 Cody Riley	F 32:06	4-6	0-0	3-3	1	3	4	2	7	11	2	1	0	0	1	0	0	-12
1 Jules Bernard	G 39:02	10-16	3-5	0-1	2	1	3	1	4	23	4	2	1	0	0	0	-6	
3 Johnny Juzang	G 30:35	3-12	0-6	0-0	1	0	1	4	0	6	1	4	1	0	0	0	-21	
4 Jaime Jaquez Jr.	G 28:14	6-8	2-4	1-1	2	2	4	2	3	15	1	3	1	1	0	0	-16	
10 Tyler Jampack	G 31:07	2-5	0-2	2-2	0	2	2	1	1	6	8	3	0	0	0	0	-7	
0 Jaylen Clark	G 12:20	3-5	0-0	0-0	2	4	6	2	0	6	0	0	0	0	0	0	7	
12 Mac Etienne	07:37	2-2	0-0	0-0	0	1	1	1	0	4	0	1	0	0	0	0	5	
34 David Singleton	18:59	1-2	1-1	0-0	0	2	2	1	1	3	1	0	0	0	0	0	10	
Team					0	1	1	0	0									
Totals		31-56	6-18	6-7	8	16	24	14	16	74	17	14	3	1	3	-8		

Shooting By Period		
1st FG%	18-30	60.0%
3PT%	3-10	30.0%
FT%	0-1	0%
2nd FG%	13-26	50.0%
3PT%	3-8	37.5%
FT%	6-6	100%
GM FG%	31-56	55.4%
3PT%	6-18	33.3%
FT%	6-7	85.7%

Dead Ball Rebounds: 0, 1

Record: 18-5 (13-4)

NO. Name	Min	FG		3P		FT		Rebounds		Fouls		TP	AS	TO	ST	Blocks		+/-
		M-A	M-A	M-A	M-A	OR	DR	PF	FD	BS	BA							
2 Eugene Omoruyi	F 32:29	6-11	1-3	2-3	1	5	6	3	4	15	4	3	1	1	1	1	20	
50 Eric Williams Jr.	F 35:16	3-6	2-3	0-0	3	5	8	3	0	8	1	1	0	0	0	0	-4	
0 Will Richardson	G 40:00	6-8	2-3	1-2	0	2	2	3	2	15	2	2	1	0	0	0	8	
5 Chris Duarte	G 35:25	7-12	1-4	8-10	0	4	4	2	6	23	1	3	2	1	0	0	12	
12 LJ Figueroa	G 33:20	8-11	2-4	0-0	2	1	3	2	1	18	2	1	4	1	0	0	-6	
11 Amauri Hardy	04:35	0-0	0-0	0-0	0	0	0	0	0	0	1	0	0	0	0	0	-4	
13 Chandler Lawson	14:44	1-3	0-0	1-1	0	1	1	1	1	3	0	1	1	0	0	0	-7	
22 Franck Kepnang	04:11	0-0	0-0	0-0	0	0	0	0	0	2	0	0	0	0	0	0	-1	
Team					0	0	0	0	0									
Totals		31-51	8-17	12-16	6	18	24	16	14	82	11	12	9	3	1	8		

Shooting By Period		
1st FG%	15-28	53.6%
3PT%	5-10	50.0%
FT%	2-2	100%
2nd FG%	16-23	69.6%
3PT%	3-7	42.9%
FT%	10-14	71.4%
GM FG%	31-51	60.8%
3PT%	8-17	47.1%
FT%	12-16	75.0%

Dead Ball Rebounds: 1, 0

Points from Turnovers	UCL	ORE	Period by Period Scoring		
			1st	2nd	TOT
Biggest lead	9 (2 nd 13:28)	10 (2 nd 1:07)	39	35	74
Best Scoring Run	7 (2 nd 13:28)	9 (2 nd 5:37)	37	45	82
Lead Changes	9	9			
Times Tied	11				
Time with Lead	19:28	13:43			



Official Basketball Box Score - Final
Oregon at California
 02/27/21 Haas Pavilion, Berkeley
 2020-21 Men's Basketball - Cal vs. Oregon

Game Time: 1:00 PM
 Game Duration: 1:54

Officials: Randy McCall, Gregory Nixon, Scott Brown

Record: 16-5 (11-4)

NO. Name	Min	FG		3P		FT		Rebounds		Fouls		TP	AS	TO	ST	Blocks		+/-
		M-A	M-A	M-A	M-A	OR	DR	PF	FD	BS	BA							
2 Eugene Omoruyi	F 32:28	8-18	0-2	5-6	1	2	3	1	7	21	1	2	1	0	0	0	2	
50 Eric Williams Jr.	F 30:57	2-5	1-4	0-0	2	2	4	1	1	5	1	1	0	0	1	0	-2	
0 Will Richardson	G 32:13	3-5	0-1	1-2	0	1	1	4	1	7	3	0	1	0	0	0	11	
5 Chris Duarte	G 36:01	5-11	3-5	4-5	0	3	3	1	4	17	1	2	1	0	0	0	34	
12 LJ Figueroa	G 30:30	9-13	2-3	0-0	3	11	14	3	0	20	1	1	5	0	0	0	19	
13 Chandler Lawson	18:22	2-2	0-0	0-0	0	3	3	0	0	4	1	1	1	1	0	0	10	
11 Amauri Hardy	15:28	0-1	0-0	0-0	0	0	0	0	0	1	0	2	0	0	0	0	5	
3 Jalen Terry	03:45	0-1	0-0	0-0	0	0	0	0	0	0	0	1	0	0	0	0	-3	
22 Franck Kepnang	00:16	0-0	0-0	0-0	0	0	0	0	0	0	0	0	0	0	0	0	-1	
Team					0	1	1	0	0									
Totals		29-55	6-15	10-13	6	23	29	11	13	74	11	8	9	1	1	1		

Shooting By Period		
1st FG%	14-28	50.0%
3PT%	2-6	33.3%
FT%	4-6	66.7%
2nd FG%	15-27	55.6%
3PT%	4-9	44.4%
FT%	6-7	85.7%
GM FG%	29-55	52.7%
3PT%	6-15	40.0%
FT%	10-13	76.9%

Dead Ball Rebounds: 1, 0

Record: 8-19 (3-17)

NO. Name	Min	FG		3P		FT		Rebounds		Fouls		TP	AS	TO	ST	Blocks		+/-
		M-A	M-A	M-A	M-A	OR	DR	PF	FD	BS	BA							
15 Grant Anticevich	F 21:28	1-3	0-1	0-0	0	3	3	0	1	2	4	2	0	0	0	0	-14	
22 Andre Kelly	F 25:21	6-9	0-0	0-0	2	4	6	2	1	12	0	0	1	0	1	0	-17	
00 Ryan Betley	G 25:49	1-12	3-9	0-0	0	2	2	0	1	13	1	1	0	1	0	0	-6	
1 Joel Brown	G 19:20	5-2	0-0	0-0	1	1	2	3	1	2	4	1	0	0	0	0	-11	
20 Matt Bradley	G 33:43	4-11	1-4	3-3	0	6	6	3	2	12	2	4	0	0	0	0	-5	
13 Kuany Kuany	16:31	1-1	0-0	3-4	1	2	3	2	5	1	0	0	0	0	0	0	6	
21 Lars Thiemann	09:25	1-3	0-0	0-1	0	0	0	0	2	2	0	0	0	0	0	0	0	
32 Jalen Celestine	19:35	2-3	1-1	0-0	2	2	4	0	0	5	1	1	0	0	0	0	-9	
3 Jarred Hyder	15:03	3-7	2-3	2-3	0	1	1	1	1	10	1	1	0	0	0	0	-3	
10 Makale Foreman	07:13	0-2	0-1	0-0	0	0	0	0	0	0	1	1	0	0	0	0	-4	
33 D.J. Thorpe	05:14	0-0	0-0	0-0	0	0	0	0	0	0	0	0	0	0	0	0	6	
12 Monty Bowser	00:39	0-0	0-0	0-0	0	0	0	0	0	0	0	0	0	0	0	0	2	
34 Dimitrios Klonaras	00:39	0-0	0-0	0-0	0	0	0	0	0	0	0	0	0	0	0	0	0	
Team					1	1	2	0	0									
Totals		24-53	7-19	8-11	7	22	29	13	11	63	14	11	2	1	1	-11		

Shooting By Period		
1st FG%	11-28	39.3%
3PT%	2-7	28.6%
FT%	3-4	75%
2nd FG%	13-25	52.0%
3PT%	5-12	41.7%
FT%	5-7	71.4%
GM FG%	24-53	45.3%
3PT%	7-19	36.8%
FT%	8-11	72.7%

Dead Ball Rebounds: 2, 0

Points from Turnovers	ORE	CAL	Period by Period Scoring		
			1st	2nd	TOT
Biggest lead	19 (2 nd 4:31)	0 (1 st 20:00)	27	11	
Best Scoring Run	11 (2 nd 7:34)	8 (2 nd 17:24)	46	30	
Lead Changes	0		4	5	
Times Tied	0		12	9	
Time with Lead	39:22	00:00			



Official Basketball Box Score - Final
Arizona at Oregon
 03/01/21 Matthew Knight Arena, Eugene, Ore.
 2020-21 Men's Basketball

Game Time: 6:00 PM
 Game Duration: 2:02

Officials: Michael Greenstein, Frank Harvey III, Nate Harris

Record: 17-9 (11-9)

NO. Name	Min	FG		3P		FT		Rebounds		Fouls		TP	AS	TO	ST	Blocks		+/-
		M-A	M-A	M-A	M-A	OR	DR	PF	FD	BS	BA							
10 Azuolas Tubelis	F 31:15	4-10	4-4	0-0	4	4	4	6	12	0	3	1	0	1	0	1	-6	
35 Christian Koloko	C 20:22	3-5	0-0	0-0	4	1	5	4	1	6	1	0	0	3	0	-12		
0 Benedict Mathurin	G 28:19	2-8	2-5	3-3	1	6	7	3	1	9	1	1	0	1	0	-17		
13 James Akinjo	G 36:12	6-14	3-7	4-4	0	2	2	2	2	19	8	2	0	0	0	-9		
25 Kerr Krisa	G 31:07	2-6	2-5	0-0	0	1	1	2	0	6	4	1	2	0	0	0	-18	
4 Dalen Terry	16:12	1-2	1-2	0-0	0	1	1	1	0	3	0	1	0					

PHOTO ROSTER



DANA ALTMAN
HEAD COACH



TONY STUBBLEFIELD
ASSOCIATE HEAD COACH




KEVIN MCKENNA
ASSISTANT COACH



MIKE MENNENGA
ASSISTANT COACH



JOSH JAMIESON
DIRECTOR OF OPERATIONS



WILL RICHARDSON
#0 | JR. | G




EUGENE OMORUYI
#2 | R-SR. | F



JALEN TERRY
#3 | FR. | G



EDDY IONESCU
#4 | R-SR. | G



CHRIS DUARTE
#5 | SR. | G



GABE REICHLÉ
#10 | FR. | F



AMAURI HARDY
#11 | SR. | G




LJ FIGUEROA
#12 | SR. | G/F



CHANDLER LAWSON
#13 | SO. | F



LÖK WUR
#15 | R-FR. | F



FRANCK KEPNANG
#22 | FR. | C




AARON ESTRADA
#24 | SO. | G



LUKE OSBORN
#25 | R-SR. | G



ERIC WILLIAMS JR.
#50 | R-JR. | F



WILL JOHNSON
#54 | R-JR. | G